



## 7 Exhibit B – Test Setup Photographs


### 7.1 AC Line Conducted Emissions– Front View




### 7.2 AC Line Conducted Emissions– Rear View



### 7.3 Radiated Emissions 30 MHz to 1 GHz – Front View




### 7.4 Radiated Emissions 30 MHz to 1 GHz – Rear View







## 7.5 Radiated Emissions above 1 GHz – Front View (1-18 GHz)




## 7.6 Radiated Emissions above 1 GHz – Front View (1-18 GHz)



### 7.7 Radiated Emissions above 1 GHz – Front View (18-26.5 GHz)




### 7.8 Radiated Emissions above 1 GHz – Rear View (18-26.5 GHz)





### 7.9 Radiated Emissions above 1 GHz – Front View (26.5-40 GHz)



### 7.10 Radiated Emissions above 1 GHz – Rear View (26.5-40 GHz)

