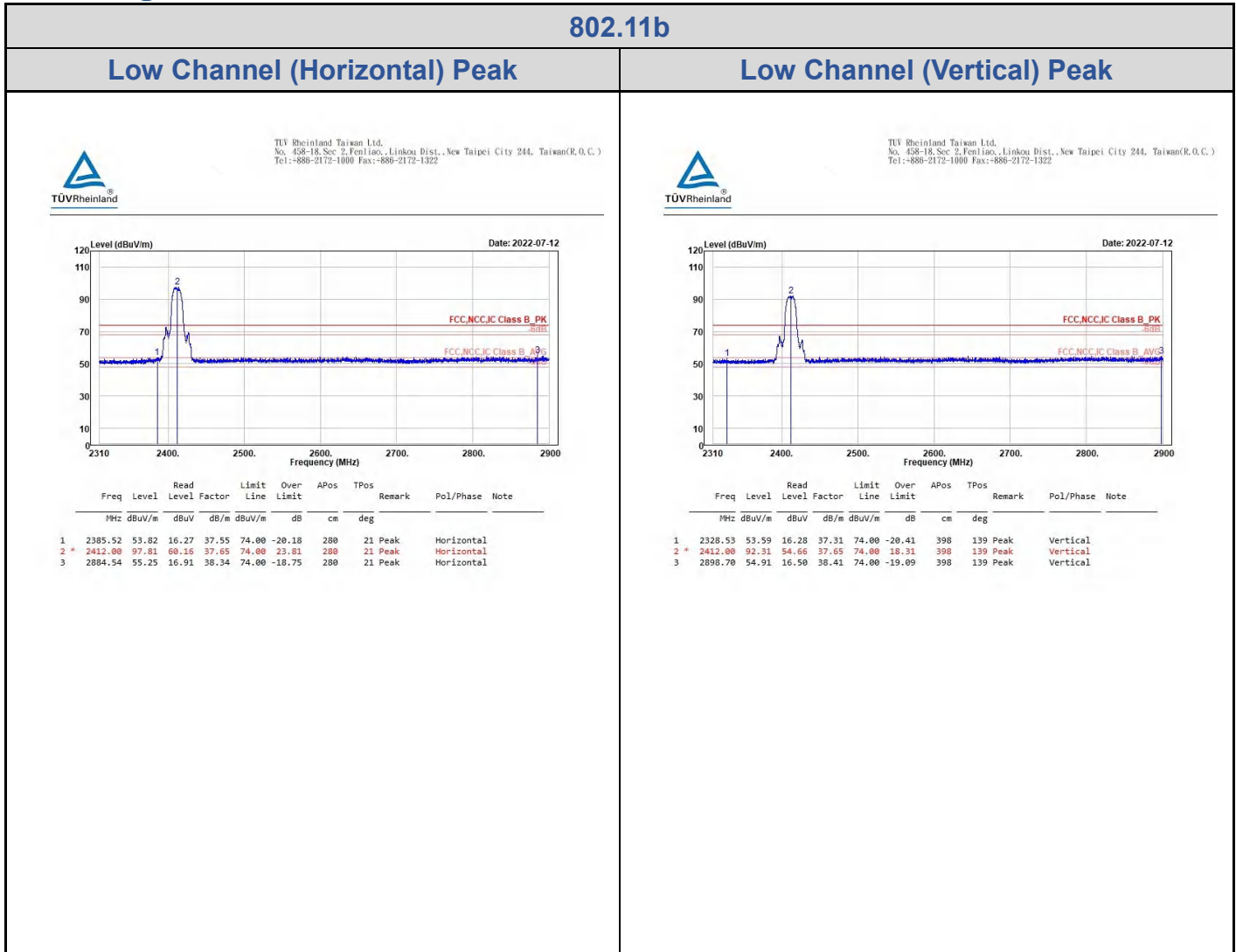


Appendix A:

Test Results of Radiated Spurious Emissions for Ant No. 4

Band Edges, 2.31GHz ~ 2.9GHz



802.11b

Low Channel (Horizontal) Average

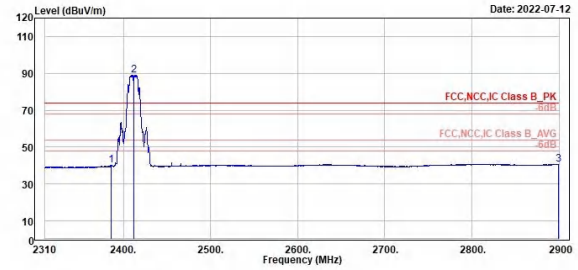
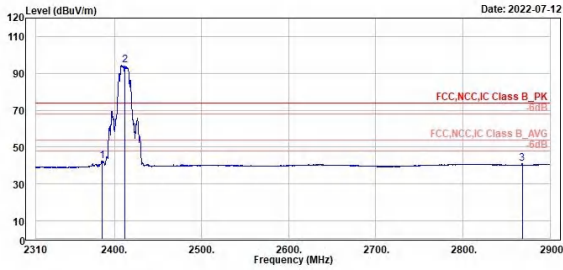
Low Channel (Vertical) Average



TÜV Rheinland Taiwan Ltd.  
No. 438-18, Sec 2, Fenhiao, Linkou Dist., New Taipei City 244, Taiwan(R.O.C.)  
Tel: +886-2172-1000 Fax: +886-2172-1322



TÜV Rheinland Taiwan Ltd.  
No. 438-18, Sec 2, Fenhiao, Linkou Dist., New Taipei City 244, Taiwan(R.O.C.)  
Tel: +886-2172-1000 Fax: +886-2172-1322



1	2	3
Level	Level	Level
Factor	Factor	Factor
Line	Line	Line
Limit	Limit	Limit
Over	Over	Over
Limit	Limit	Limit
APos	APos	APos
TPos	TPos	TPos
Remark	Remark	Remark
Pol/Phase	Pol/Phase	Pol/Phase
Note	Note	Note
2386.35	2412.00	2867.90
42.65	94.23	41.05
5.08	56.58	2.80
37.57	37.65	38.25
54.00	54.00	54.00
-11.35	40.23	-12.95
280	280	280
21	21	21
Average	Average	Average
Horizontal	Horizontal	Horizontal

1	2	3
Level	Level	Level
Factor	Factor	Factor
Line	Line	Line
Limit	Limit	Limit
Over	Over	Over
Limit	Limit	Limit
APos	APos	APos
TPos	TPos	TPos
Remark	Remark	Remark
Pol/Phase	Pol/Phase	Pol/Phase
Note	Note	Note
2386.23	2412.00	2899.41
40.20	88.94	40.72
2.64	51.29	2.30
37.56	37.65	38.42
54.00	54.00	54.00
-13.80	34.94	-13.26
398	398	398
139	139	139
Average	Average	Average
Vertical	Vertical	Vertical

802.11b

High Channel (Horizontal) Peak

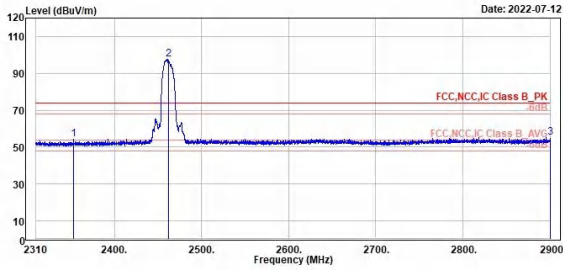
High Channel (Vertical) Peak



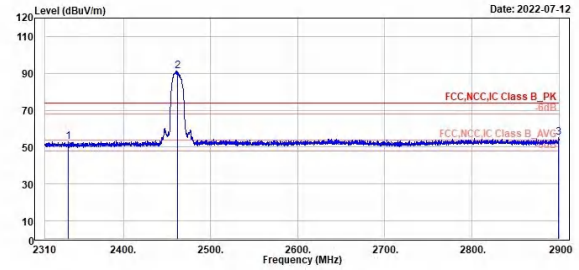
TÜV Rheinland Taiwan Ltd.  
No. 438-18, Sec 2, Fenhiao, Linkou Dist., New Taipei City 244, Taiwan(R.O.C.)  
Tel: +886-2172-1000 Fax: +886-2172-1322



TÜV Rheinland Taiwan Ltd.  
No. 438-18, Sec 2, Fenhiao, Linkou Dist., New Taipei City 244, Taiwan(R.O.C.)  
Tel: +886-2172-1000 Fax: +886-2172-1322



1	2	3
2353.42	2462.00	2900.00
54.28	97.73	55.11
16.89	60.00	16.69
37.39	37.73	38.42
74.00	74.00	74.00
-19.72	23.73	-18.89
270	270	270
23	23	23
Peak	Peak	Peak
Horizontal	Horizontal	Horizontal



1	2	3
2336.67	2462.00	2899.41
53.05	91.33	55.01
15.72	53.60	16.59
37.33	37.73	38.42
74.00	74.00	74.00
-20.95	17.33	-18.99
336	336	336
326	326	326
Peak	Peak	Peak
Vertical	Vertical	Vertical

802.11b

High Channel (Horizontal) Average

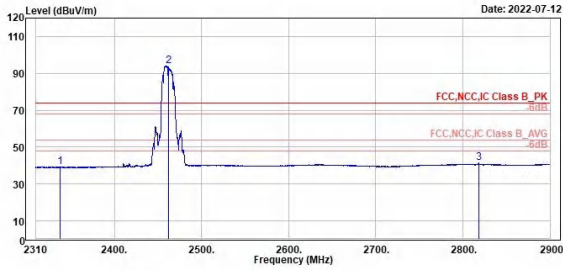
High Channel (Vertical) Average



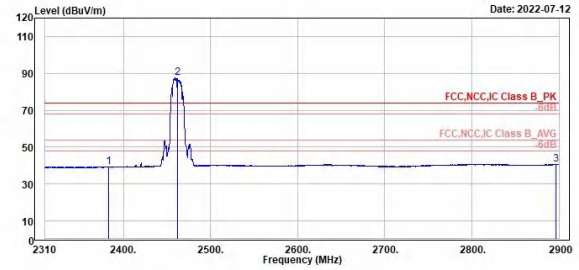
TÜV Rheinland Taiwan Ltd.  
No. 438-18, Sec 2, Fenhiao, Linkou Dist., New Taipei City 244, Taiwan(R.O.C.)  
Tel: +886-2172-1000 Fax: +886-2172-1322



TÜV Rheinland Taiwan Ltd.  
No. 438-18, Sec 2, Fenhiao, Linkou Dist., New Taipei City 244, Taiwan(R.O.C.)  
Tel: +886-2172-1000 Fax: +886-2172-1322



1	2	3
Level	Level	Level
Factor	Factor	Factor
Limit	Limit	Limit
Over	Over	Over
Limit	Limit	Limit
APos	APos	APos
TPos	TPos	TPos
Remark	Remark	Remark
Pol/Phase	Pol/Phase	Pol/Phase
Note	Note	Note
2337.97	2462.00	2818.11
39.31	94.12	41.32
1.97	56.39	3.13
37.34	37.73	38.19
54.00	54.00	54.00
-14.69	40.12	-12.68
270	270	270
23	23	23
Average	Average	Average
Horizontal	Horizontal	Horizontal



1	2	3
Level	Level	Level
Factor	Factor	Factor
Limit	Limit	Limit
Over	Over	Over
Limit	Limit	Limit
APos	APos	APos
TPos	TPos	TPos
Remark	Remark	Remark
Pol/Phase	Pol/Phase	Pol/Phase
Note	Note	Note
2382.81	2462.00	2896.58
39.33	87.45	40.72
1.79	49.72	2.31
37.54	37.73	38.41
54.00	54.00	54.00
-14.67	33.45	-13.28
336	336	336
326	326	326
Average	Average	Average
Vertical	Vertical	Vertical

802.11g

Low Channel (Horizontal) Peak

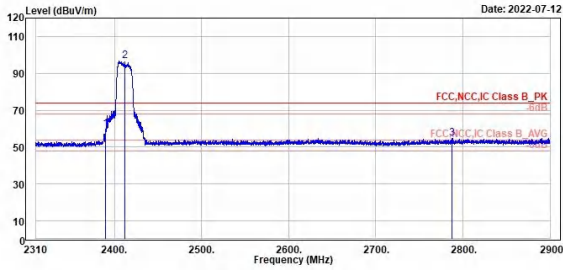
Low Channel (Vertical) Peak



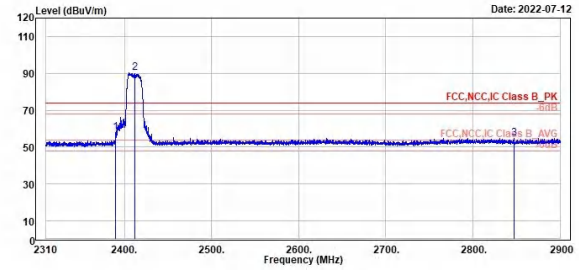
TÜV Rheinland Taiwan Ltd.  
No. 438-18, Sec. 2, Fenhiao, Linkou Dist., New Taipei City 244, Taiwan(R.O.C.)  
Tel: +886-2172-1000 Fax: +886-2172-1322



TÜV Rheinland Taiwan Ltd.  
No. 438-18, Sec. 2, Fenhiao, Linkou Dist., New Taipei City 244, Taiwan(R.O.C.)  
Tel: +886-2172-1000 Fax: +886-2172-1322



1	2	3	Read Level	Level Factor	Limit Line	Over Limit	APos	TPos	Remark	Pol/Phase	Note
MHz	dBuV/m	dBuV	dB/m	dBuV/m	dB	cm	deg				
1	2398.00	59.78	22.20	37.58	74.00	-14.22	278	20	Peak	Horizontal	
2 *	2412.00	96.88	59.23	37.65	74.00	22.88	278	20	Peak	Horizontal	
3	2787.19	54.92	16.73	38.19	74.00	-19.08	278	20	Peak	Horizontal	



1	2	3	Read Level	Level Factor	Limit Line	Over Limit	APos	TPos	Remark	Pol/Phase	Note
MHz	dBuV/m	dBuV	dB/m	dBuV/m	dB	cm	deg				
1	2389.89	58.16	20.58	37.58	74.00	-15.84	400	321	Peak	Vertical	
2 *	2412.00	98.24	52.59	37.65	74.00	16.24	400	321	Peak	Vertical	
3	2846.78	54.89	16.72	38.17	74.00	-19.11	400	321	Peak	Vertical	

802.11g

Low Channel (Horizontal) Average

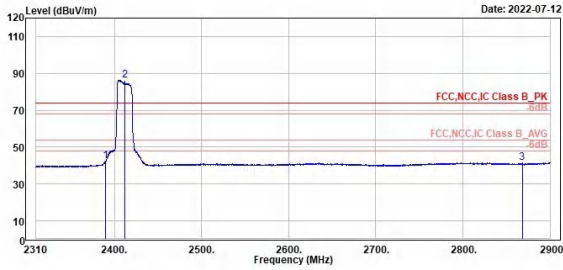
Low Channel (Vertical) Average



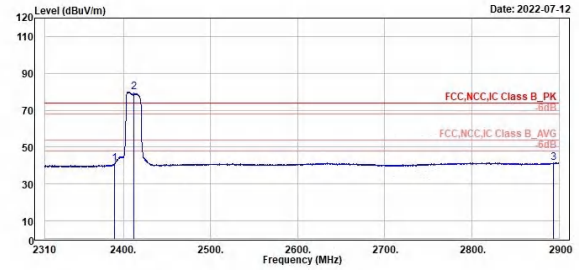
TÜV Rheinland Taiwan Ltd.  
No. 438-18, Sec 2, Fenhsiao, Linkou Dist., New Taipei City 244, Taiwan(R.O.C.)  
Tel: +886-2172-1000 Fax: +886-2172-1322



TÜV Rheinland Taiwan Ltd.  
No. 438-18, Sec 2, Fenhsiao, Linkou Dist., New Taipei City 244, Taiwan(R.O.C.)  
Tel: +886-2172-1000 Fax: +886-2172-1322



1	2	3							
Level	Read Level	Factor	Limit Line	Over Limit	APos	TPos	Remark	Pol/Phase	Note
dBuV/m	dBuV	dB/m	dBuV/m	dB	cm	deg			
2398.00	42.62	5.04	37.58	54.00	-11.38	278	20 Average	Horizontal	
2412.00	86.24	48.59	37.65	54.00	32.24	278	20 Average	Horizontal	
2867.90	41.60	3.35	38.25	54.00	-12.40	278	20 Average	Horizontal	



1	2	3							
Level	Read Level	Factor	Limit Line	Over Limit	APos	TPos	Remark	Pol/Phase	Note
dBuV/m	dBuV	dB/m	dBuV/m	dB	cm	deg			
2398.00	41.04	3.46	37.58	54.00	-12.96	400	321 Average	Vertical	
2412.00	79.87	42.22	37.65	54.00	25.87	400	321 Average	Vertical	
2893.63	41.45	3.07	38.38	54.00	-12.55	400	321 Average	Vertical	

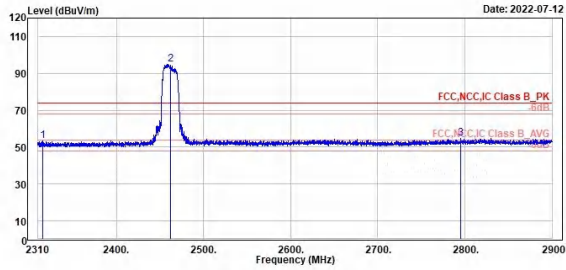
802.11g

High Channel (Horizontal) Peak

High Channel (Vertical) Peak



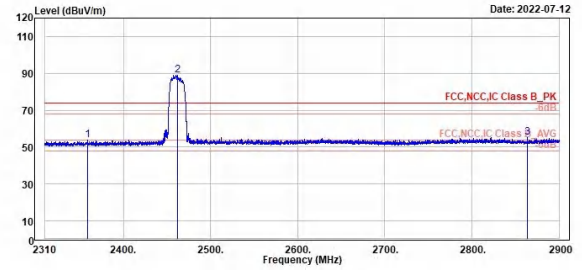
TÜV Rheinland Taiwan Ltd.  
No. 438-18, Sec 2, Feniliao, Linkou Dist., New Taipei City 244, Taiwan(R.O.C.)  
Tel: +886-2172-1000 Fax: +886-2172-1322



1	2	3
Level	Level	Level
Factor	Factor	Factor
Line	Line	Line
Limit	Limit	Limit
Over	Over	Over
Limit	Limit	Limit
APos	APos	APos
TPos	TPos	TPos
Remark	Remark	Remark
Pol/Phase	Pol/Phase	Pol/Phase
Note	Note	Note
2316.02	2462.00	2795.45
53.44	95.02	54.93
16.18	57.29	16.73
37.26	37.73	38.20
74.00	74.00	74.00
-20.56	21.02	-19.07
269	269	269
22	22	22
Peak	Peak	Peak
Horizontal	Horizontal	Horizontal



TÜV Rheinland Taiwan Ltd.  
No. 438-18, Sec 2, Feniliao, Linkou Dist., New Taipei City 244, Taiwan(R.O.C.)  
Tel: +886-2172-1000 Fax: +886-2172-1322



1	2	3
Level	Level	Level
Factor	Factor	Factor
Line	Line	Line
Limit	Limit	Limit
Over	Over	Over
Limit	Limit	Limit
APos	APos	APos
TPos	TPos	TPos
Remark	Remark	Remark
Pol/Phase	Pol/Phase	Pol/Phase
Note	Note	Note
2359.21	2462.00	2863.54
53.71	89.10	55.06
16.29	51.37	16.83
37.42	37.73	38.23
74.00	74.00	74.00
-20.29	15.10	-18.94
385	385	385
328	328	328
Peak	Peak	Peak
Vertical	Vertical	Vertical

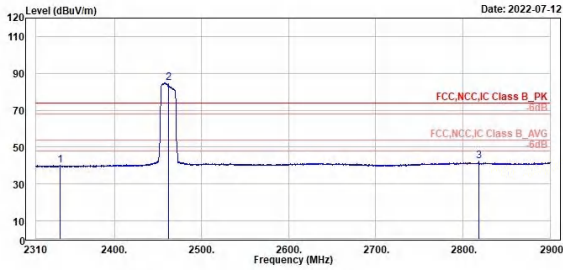
802.11g

High Channel (Horizontal) Average

High Channel (Vertical) Average



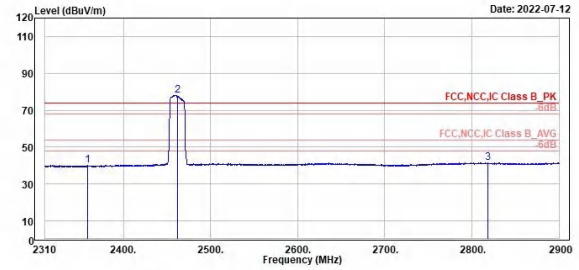
TÜV Rheinland Taiwan Ltd.  
No. 438-18, Sec 2, Fenhsiao, Linkou Dist., New Taipei City 244, Taiwan(R.O.C.)  
Tel: +886-2172-1000 Fax: +886-2172-1322



1	2	3								
Level	Level	Level								
Factor	Factor	Factor								
Line	Line	Line								
Limit	Limit	Limit								
Over	Over	Over								
Limit	Limit	Limit								
APos	APos	APos								
TPos	TPos	TPos								
Remark	Remark	Remark								
Pol/Phase	Pol/Phase	Pol/Phase								
Note	Note	Note								
MHz	dBuV/m	dBuV								
dB/m	dBuV/m	dB								
cm	deg									
2337.97	40.15	2.81	37.34	54.00	-13.85	269	22	Average	Horizontal	
2462.00	84.75	47.02	37.73	54.00	30.75	269	22	Average	Horizontal	
2817.99	42.40	4.21	38.19	54.00	-11.60	269	22	Average	Horizontal	



TÜV Rheinland Taiwan Ltd.  
No. 438-18, Sec 2, Fenhsiao, Linkou Dist., New Taipei City 244, Taiwan(R.O.C.)  
Tel: +886-2172-1000 Fax: +886-2172-1322



1	2	3								
Level	Level	Level								
Factor	Factor	Factor								
Line	Line	Line								
Limit	Limit	Limit								
Over	Over	Over								
Limit	Limit	Limit								
APos	APos	APos								
TPos	TPos	TPos								
Remark	Remark	Remark								
Pol/Phase	Pol/Phase	Pol/Phase								
Note	Note	Note								
MHz	dBuV/m	dBuV								
dB/m	dBuV/m	dB								
cm	deg									
2358.62	40.05	2.64	37.41	54.00	-13.95	385	328	Average	Vertical	
2462.00	78.19	40.46	37.73	54.00	24.19	385	328	Average	Vertical	
2817.87	41.54	3.35	38.19	54.00	-12.46	385	328	Average	Vertical	



802.11n HT20

Low Channel (Horizontal) Peak

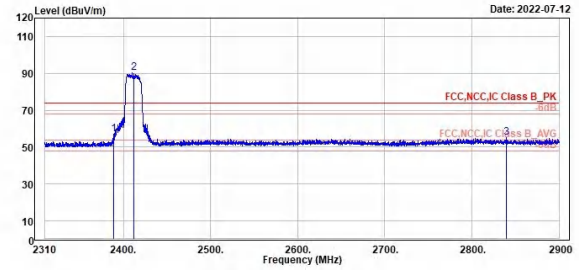
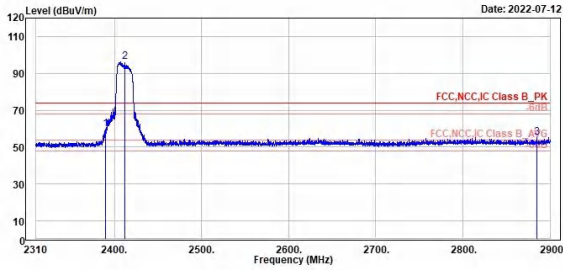
Low Channel (Vertical) Peak



TÜV Rheinland Taiwan Ltd.  
No. 438-18, Sec 2, Fenhiao, Linkou Dist., New Taipei City 244, Taiwan(R.O.C.)  
Tel: +886-2172-1000 Fax: +886-2172-1322



TÜV Rheinland Taiwan Ltd.  
No. 438-18, Sec 2, Fenhiao, Linkou Dist., New Taipei City 244, Taiwan(R.O.C.)  
Tel: +886-2172-1000 Fax: +886-2172-1322



1	2	3							
Freq	Level	Read	Limit	Over	APos	TPos	Remark	Pol/Phase	Note
MHz	dBuV/m	dBuV	dB/m	dBuV/m	dB	cm	deg		
2389.65	59.61	22.03	37.58	74.00	-14.39	397	10 Peak	Horizontal	
2412.00	96.16	58.51	37.65	74.00	22.16	397	10 Peak	Horizontal	
2885.01	55.25	16.91	38.34	74.00	-18.75	397	10 Peak	Horizontal	

1	2	3							
Freq	Level	Read	Limit	Over	APos	TPos	Remark	Pol/Phase	Note
MHz	dBuV/m	dBuV	dB/m	dBuV/m	dB	cm	deg		
2389.30	57.13	19.55	37.58	74.00	-16.87	400	320 Peak	Vertical	
2412.00	90.37	52.72	37.65	74.00	16.37	400	320 Peak	Vertical	
2839.82	55.07	16.90	38.17	74.00	-18.93	400	320 Peak	Vertical	

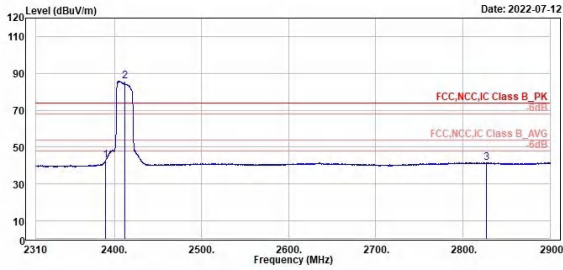
802.11n HT20

Low Channel (Horizontal) Average

Low Channel (Vertical) Average



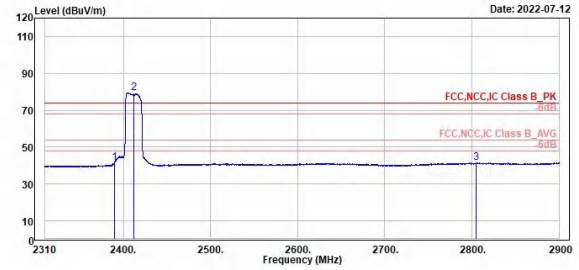
TÜV Rheinland Taiwan Ltd.  
No. 438-18, Sec 2, Feniliao, Linkou Dist., New Taipei City 244, Taiwan(R.O.C.)  
Tel: +886-2172-1000 Fax: +886-2172-1322



1	2	3							
Level	Read Level	Factor	Limit	Over	APos	TPos	Remark	Pol/Phase	Note
dBuV/m	dBuV	dB/m	dBuV/m	dB	cm	deg			
42.75	5.17	37.58	54.00	-11.25	397	10	Average	Horizontal	
85.87	48.22	37.65	54.00	31.87	397	10	Average	Horizontal	
41.56	3.37	38.19	54.00	-12.44	397	10	Average	Horizontal	



TÜV Rheinland Taiwan Ltd.  
No. 438-18, Sec 2, Feniliao, Linkou Dist., New Taipei City 244, Taiwan(R.O.C.)  
Tel: +886-2172-1000 Fax: +886-2172-1322



1	2	3							
Level	Read Level	Factor	Limit	Over	APos	TPos	Remark	Pol/Phase	Note
dBuV/m	dBuV	dB/m	dBuV/m	dB	cm	deg			
41.66	4.08	37.58	54.00	-12.34	400	320	Average	Vertical	
79.58	41.85	37.65	54.00	25.50	400	320	Average	Vertical	
41.54	3.34	38.20	54.00	-12.46	400	320	Average	Vertical	

802.11n HT20

High Channel (Horizontal) Peak

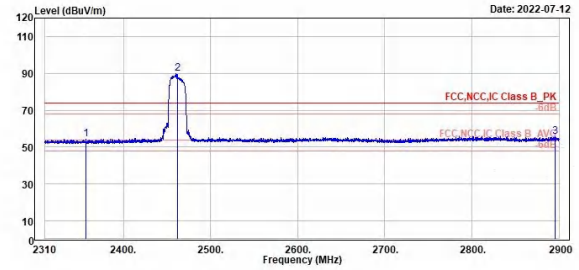
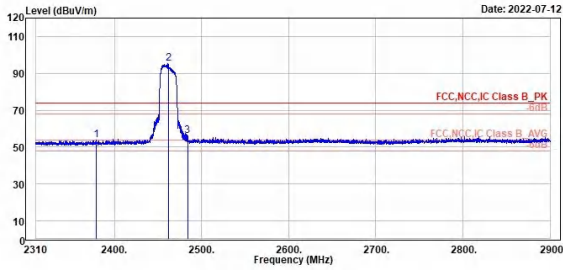
High Channel (Vertical) Peak



TÜV Rheinland Taiwan Ltd.  
No. 438-18, Sec 2, Fenhiao, Linkou Dist., New Taipei City 244, Taiwan(R.O.C.)  
Tel: +886-2172-1000 Fax: +886-2172-1322



TÜV Rheinland Taiwan Ltd.  
No. 438-18, Sec 2, Fenhiao, Linkou Dist., New Taipei City 244, Taiwan(R.O.C.)  
Tel: +886-2172-1000 Fax: +886-2172-1322



Freq	Level	Read	Level	Factor	Limit	Over	APos	TPos	Remark	Pol/Phase	Note
MHz	dBuV/m	dBuV	dB/m	dBuV/m	dB	dB	cm	deg			
1	2379.03	53.82	16.29	37.53	74.00	-20.18	270	24	Peak	Horizontal	
2 *	2462.00	95.43	57.70	37.73	74.00	21.43	270	24	Peak	Horizontal	
3	2483.93	55.89	18.09	37.80	74.00	-18.11	270	24	Peak	Horizontal	

Freq	Level	Read	Level	Factor	Limit	Over	APos	TPos	Remark	Pol/Phase	Note
MHz	dBuV/m	dBuV	dB/m	dBuV/m	dB	dB	cm	deg			
1	2356.73	54.51	17.10	37.41	74.00	-19.49	384	327	Peak	Vertical	
2 *	2462.00	89.72	51.99	37.73	74.00	15.72	384	327	Peak	Vertical	
3	2895.75	55.77	17.37	38.40	74.00	-18.23	384	327	Peak	Vertical	

802.11n HT20

High Channel (Horizontal) Average

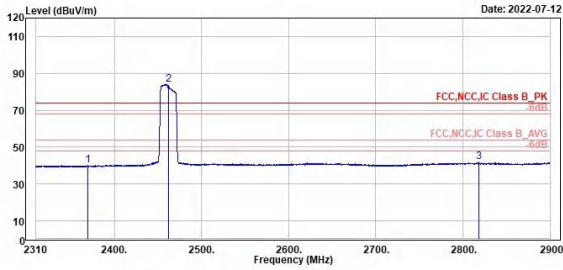
High Channel (Vertical) Average



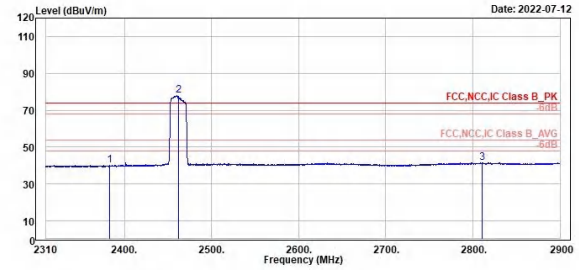
TÜV Rheinland Taiwan Ltd.  
No. 438-18, Sec 2, Fenhiao, Linkou Dist., New Taipei City 244, Taiwan(R.O.C.)  
Tel: +886-2172-1000 Fax: +886-2172-1322



TÜV Rheinland Taiwan Ltd.  
No. 438-18, Sec 2, Fenhiao, Linkou Dist., New Taipei City 244, Taiwan(R.O.C.)  
Tel: +886-2172-1000 Fax: +886-2172-1322



1	2	3								
Level	Level	Level								
Factor	Factor	Factor								
Line	Line	Line								
Limit	Limit	Limit								
Limit	Limit	Limit								
APos	APos	APos								
TPos	TPos	TPos								
Remark	Remark	Remark								
Pol/Phase	Pol/Phase	Pol/Phase								
Note	Note	Note								
MHz	dBuV/m	dBuV/m								
dBuV	dB/m	dBuV/m								
dB	dB	dB								
cm	deg	cm								
deg	cm	deg								
2369.71	40.06	2.58	37.48	54.00	-13.94	270	24	Average	Horizontal	
2462.00	83.91	46.18	37.73	54.00	29.91	270	24	Average	Horizontal	
2817.87	42.11	3.92	38.19	54.00	-11.89	270	24	Average	Horizontal	



1	2	3								
Level	Level	Level								
Factor	Factor	Factor								
Line	Line	Line								
Limit	Limit	Limit								
Limit	Limit	Limit								
APos	APos	APos								
TPos	TPos	TPos								
Remark	Remark	Remark								
Pol/Phase	Pol/Phase	Pol/Phase								
Note	Note	Note								
MHz	dBuV/m	dBuV/m								
dBuV	dB/m	dBuV/m								
dB	dB	dB								
cm	deg	cm								
deg	cm	deg								
2383.04	40.06	2.52	37.54	54.00	-13.94	384	327	Average	Vertical	
2462.00	77.85	40.12	37.73	54.00	23.85	384	327	Average	Vertical	
2819.06	41.52	3.32	38.20	54.00	-12.46	384	327	Average	Vertical	

Spurious Emissions, Tx Mode, 9kHz ~ 30MHz

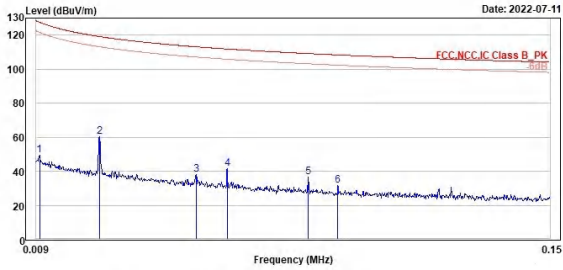
802.11n HT20

Middle Channel 9kHz~150kHz(Open)

Middle Channel 150kHz~30MHz(Open)



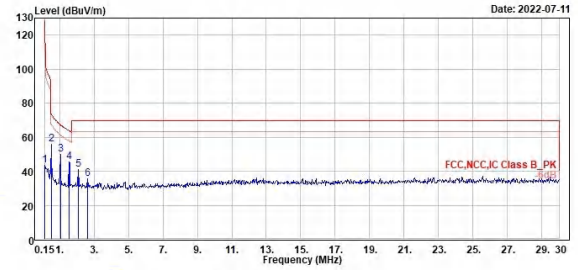
TÜV Rheinland Taiwan Ltd.  
No. 438-18, Sec 2, Fenhiao, Linkou Dist., New Taipei City 244, Taiwan(R.O.C.)  
Tel: +886-2172-1000 Fax: +886-2172-1322



Freq	Level	Read	Limit	Over	APos	TPos	Remark	Pol/Phase	Note
MHz	dBuV/m	dBuV	dB/m	dBuV/m	dB	cm	deg		
1	0.01	49.33	31.62	17.71	127.60	-78.27	100	146 QP	Open
2	0.03	60.14	40.95	19.19	119.13	-58.99	100	83 QP	Open
3	0.05	38.19	18.95	19.24	113.11	-74.92	100	285 QP	Open
4	0.06	41.54	22.48	19.06	111.82	-70.28	100	99 QP	Open
5	0.08	36.63	18.06	18.57	109.14	-72.51	100	301 QP	Open
6	0.09	31.70	13.31	18.39	108.34	-76.64	100	314 QP	Open



TÜV Rheinland Taiwan Ltd.  
No. 438-18, Sec 2, Fenhiao, Linkou Dist., New Taipei City 244, Taiwan(R.O.C.)  
Tel: +886-2172-1000 Fax: +886-2172-1322



Freq	Level	Read	Limit	Over	APos	TPos	Remark	Pol/Phase	Note
MHz	dBuV/m	dBuV	dB/m	dBuV/m	dB	cm	deg		
1	0.15	43.56	25.16	18.40	104.08	-60.52	100	44 QP	Open
2	0.51	56.05	37.10	18.95	73.48	-17.43	100	177 QP	Open
3	1.05	50.06	30.79	19.27	67.22	-17.16	100	179 QP	Open
4	1.55	45.27	25.92	19.35	63.78	-18.51	100	163 QP	Open
5	2.09	41.08	21.66	19.42	69.50	-20.42	100	176 QP	Open
6	2.63	35.67	16.19	19.48	69.50	-33.83	100	186 QP	Open

Spurious Emissions, Tx Mode, 30MHz ~ 1GHz

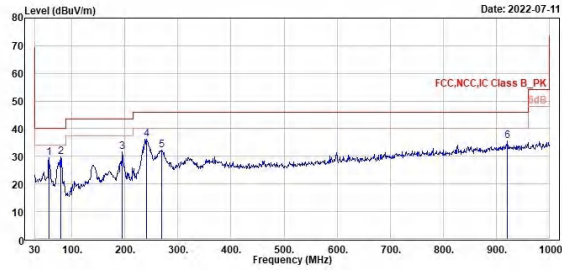
802.11n HT20

Middle Channel (Horizontal)

Middle Channel (Vertical)



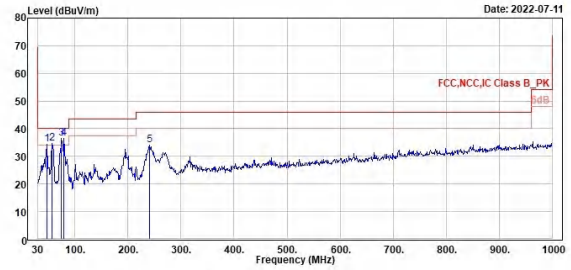
TÜV Rheinland Taiwan Ltd.  
No. 438-18, Sec 2, Fenhiao, Linkou Dist., New Taipei City 244, Taiwan(R.O.C.)  
Tel: +886-2172-1000 Fax: +886-2172-1322



Peak	Freq (MHz)	Level (dBuV/m)	Read Level (dBuV)	Level Factor (dB/m)	Limit (dBuV/m)	Over Limit (dB)	APos (cm)	TPos (deg)	Remark	Pol/Phase	Note
1	56.19	29.41	36.09	-6.68	40.00	-10.59	100	298	QP	Horizontal	
2	79.47	29.84	40.11	-10.27	40.00	-10.16	300	38	QP	Horizontal	
3	194.90	31.53	40.11	-8.58	43.50	-11.97	100	129	QP	Horizontal	
4	249.49	36.26	42.98	-6.72	46.00	-9.74	100	140	QP	Horizontal	
5	269.59	32.39	38.18	-5.79	46.00	-13.61	100	147	QP	Horizontal	
6	921.43	35.48	30.43	5.05	46.00	-10.52	300	99	QP	Horizontal	



TÜV Rheinland Taiwan Ltd.  
No. 438-18, Sec 2, Fenhiao, Linkou Dist., New Taipei City 244, Taiwan(R.O.C.)  
Tel: +886-2172-1000 Fax: +886-2172-1322



Peak	Freq (MHz)	Level (dBuV/m)	Read Level (dBuV)	Level Factor (dB/m)	Limit (dBuV/m)	Over Limit (dB)	APos (cm)	TPos (deg)	Remark	Pol/Phase	Note
1	46.49	34.24	40.11	-5.87	40.00	-5.76	100	118	QP	Vertical	
2	57.16	34.64	41.35	-6.71	40.00	-5.36	100	294	QP	Vertical	
3	74.62	36.38	45.88	-9.50	40.00	-3.62	100	31	QP	Vertical	
4	79.47	36.41	46.68	-10.27	40.00	-3.59	100	0	QP	Vertical	
5	249.49	33.99	40.71	-6.72	46.00	-12.01	100	49	QP	Vertical	

Spurious Emissions, Tx Mode, 1GHz ~ 26.5GHz

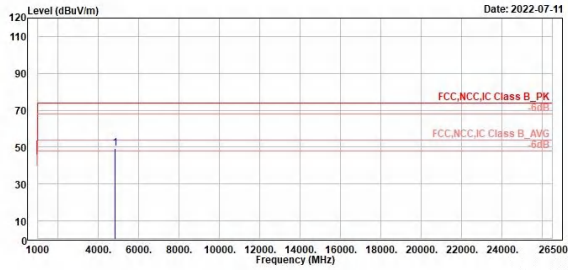
802.11b

Low Channel (Horizontal)

Low Channel (Vertical)



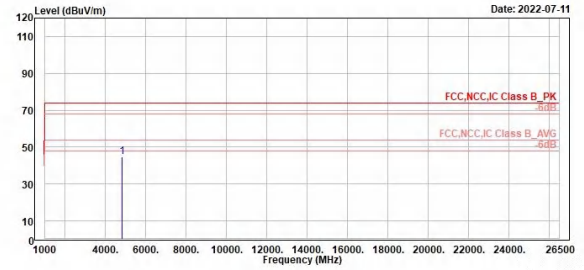
TÜV Rheinland Taiwan Ltd.  
No. 438-18, Sec 2, Fenhiao, Linkou Dist., New Taipei City 244, Taiwan(R.O.C.)  
Tel: +886-2172-1000 Fax: +886-2172-1322



Freq	Level	Read	Limit	Over	APos	TPos	Remark	Pol/Phase	Note
MHz	dBuV/m	dBuV	dB/m	dBuV/m	dB	cm	deg		
1	4824.00	49.33	59.14	-9.81	74.00	-24.67	100	166 Peak	Horizontal



TÜV Rheinland Taiwan Ltd.  
No. 438-18, Sec 2, Fenhiao, Linkou Dist., New Taipei City 244, Taiwan(R.O.C.)  
Tel: +886-2172-1000 Fax: +886-2172-1322



Freq	Level	Read	Limit	Over	APos	TPos	Remark	Pol/Phase	Note
MHz	dBuV/m	dBuV	dB/m	dBuV/m	dB	cm	deg		
1	4824.00	44.69	54.50	-9.81	74.00	-29.31	300	33 Peak	Vertical

802.11b

Middle Channel (Horizontal)

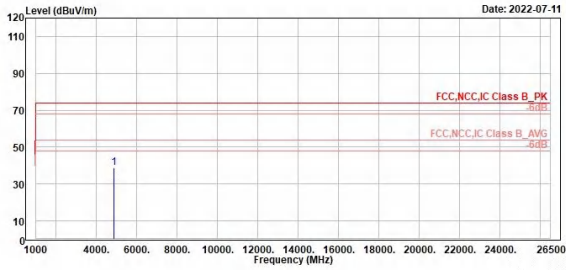
Middle Channel (Vertical)



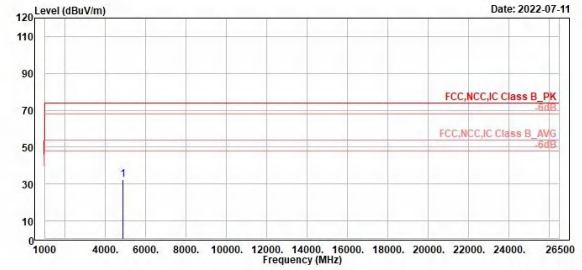
TUV Rheinland Taiwan Ltd.  
No. 438-18, Sec. 2, Fenhiao, Linkou Dist., New Taipei City 244, Taiwan(R.O.C.)  
Tel: +886-2172-1000 Fax: +886-2172-1322



TUV Rheinland Taiwan Ltd.  
No. 438-18, Sec. 2, Fenhiao, Linkou Dist., New Taipei City 244, Taiwan(R.O.C.)  
Tel: +886-2172-1000 Fax: +886-2172-1322



Freq	Level	Read	Limit	Over	APos	TPos	Remark	Pol/Phase	Note
MHz	dBuV/m	dBuV	dB/m	dBuV/m	dB	cm	deg		
1	4874.00	38.84	48.61	-9.77	74.00	-35.16	200	110 Peak	Horizontal



Freq	Level	Read	Limit	Over	APos	TPos	Remark	Pol/Phase	Note
MHz	dBuV/m	dBuV	dB/m	dBuV/m	dB	cm	deg		
1	4874.00	32.24	42.01	-9.77	74.00	-41.76	328	360 Peak	Vertical



802.11b

High Channel (Horizontal)

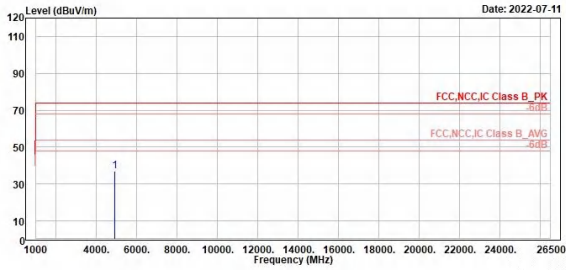
High Channel (Vertical)



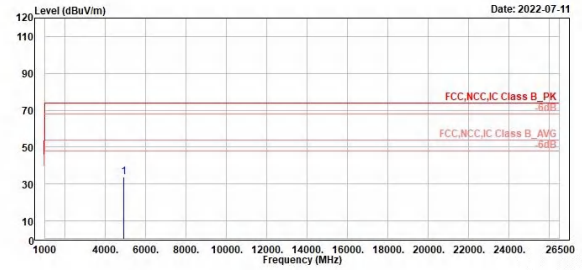
TÜV Rheinland Taiwan Ltd.  
No. 438-18, Sec 2, Feniliao, Linkou Dist., New Taipei City 244, Taiwan(R.O.C.)  
Tel: +886-2172-1000 Fax: +886-2172-1322



TÜV Rheinland Taiwan Ltd.  
No. 438-18, Sec 2, Feniliao, Linkou Dist., New Taipei City 244, Taiwan(R.O.C.)  
Tel: +886-2172-1000 Fax: +886-2172-1322



Freq	Level	Read	Limit	Over	APos	TPos	Remark	Pol/Phase	Note
MHz	dBuV/m	dBuV	dB/m	dBuV/m	dB	cm	deg		
1	4924.00	37.06	46.74	-9.68	74.00	-36.94	100	225 Peak	Horizontal



Freq	Level	Read	Limit	Over	APos	TPos	Remark	Pol/Phase	Note
MHz	dBuV/m	dBuV	dB/m	dBuV/m	dB	cm	deg		
1	4924.00	33.72	43.40	-9.68	74.00	-40.28	300	223 Peak	Vertical

802.11g

Low Channel (Horizontal)

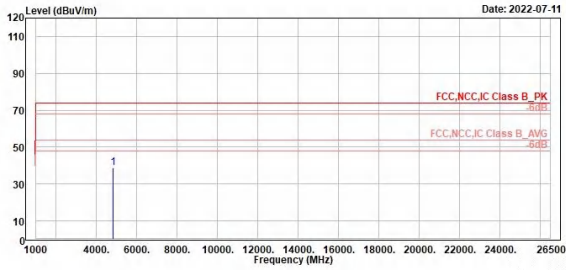
Low Channel (Vertical)



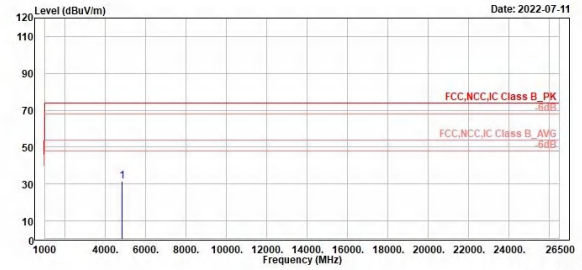
TÜV Rheinland Taiwan Ltd.  
No. 438-18, Sec. 2, Fenhiao, Linkou Dist., New Taipei City 244, Taiwan(R.O.C.)  
Tel: +886-2172-1000 Fax: +886-2172-1322



TÜV Rheinland Taiwan Ltd.  
No. 438-18, Sec. 2, Fenhiao, Linkou Dist., New Taipei City 244, Taiwan(R.O.C.)  
Tel: +886-2172-1000 Fax: +886-2172-1322



Freq	Level	Read	Limit	Over	APos	TPos	Remark	Pol/Phase	Note
MHz	dBuV/m	dBuV	dB/m	dBuV/m	dB	cm	deg		
1	4824.00	38.74	48.55	-9.81	74.00	-35.26	200	255 Peak	Horizontal



Freq	Level	Read	Limit	Over	APos	TPos	Remark	Pol/Phase	Note
MHz	dBuV/m	dBuV	dB/m	dBuV/m	dB	cm	deg		
1	4824.00	31.59	41.40	-9.81	74.00	-42.41	100	181 Peak	Vertical

802.11g

Middle Channel (Horizontal)

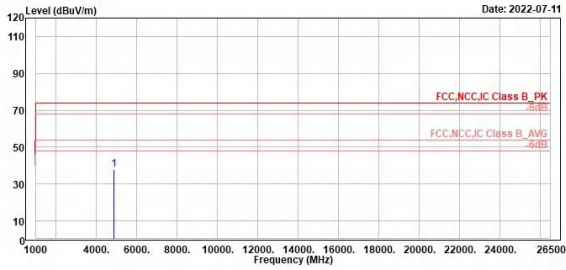
Middle Channel (Vertical)



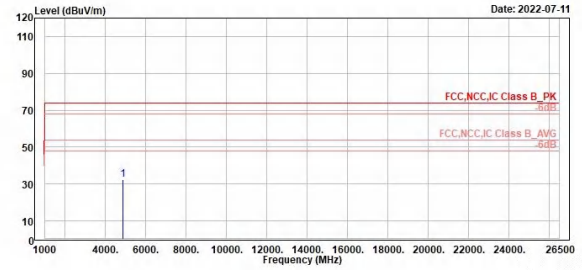
TUV Rheinland Taiwan Ltd.  
No. 438-18, Sec 2, Feniliao, Linkou Dist., New Taipei City 244, Taiwan(R.O.C.)  
Tel: +886-2172-1000 Fax: +886-2172-1322



TUV Rheinland Taiwan Ltd.  
No. 438-18, Sec 2, Feniliao, Linkou Dist., New Taipei City 244, Taiwan(R.O.C.)  
Tel: +886-2172-1000 Fax: +886-2172-1322



Freq	Level	Read Level	Factor	Limit Line	Over Limit	APos	TPos	Remark	Pol/Phase	Note
MHz	dBuV/m	dBuV	dB/m	dBuV/m	dB	cm	deg			
1 4874.00	37.69	47.46	-9.77	74.00	-36.31	100	114	Peak	Horizontal	



Freq	Level	Read Level	Factor	Limit Line	Over Limit	APos	TPos	Remark	Pol/Phase	Note
MHz	dBuV/m	dBuV	dB/m	dBuV/m	dB	cm	deg			
1 4874.00	32.22	41.99	-9.77	74.00	-41.78	400	300	Peak	Vertical	

802.11g

High Channel (Horizontal)

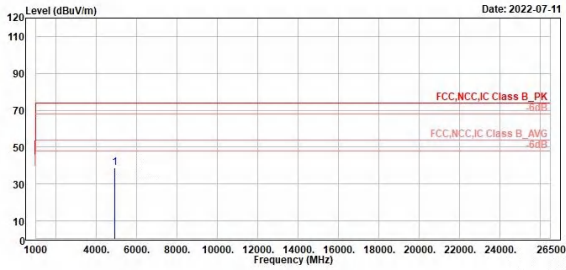
High Channel (Vertical)



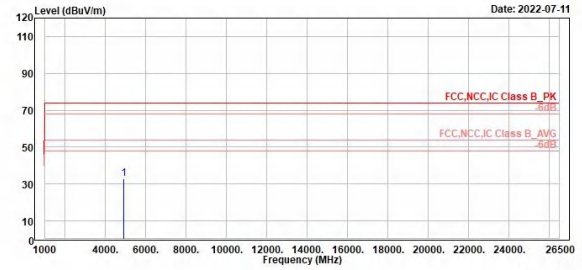
TUV Rheinland Taiwan Ltd.  
No. 438-18, Sec. 2, Feniliao, Linkou Dist., New Taipei City 244, Taiwan(R.O.C.)  
Tel: +886-2172-1000 Fax: +886-2172-1322



TUV Rheinland Taiwan Ltd.  
No. 438-18, Sec. 2, Feniliao, Linkou Dist., New Taipei City 244, Taiwan(R.O.C.)  
Tel: +886-2172-1000 Fax: +886-2172-1322



Freq	Level	Read	Limit	Over	APos	TPos	Remark	Pol/Phase	Note
MHz	dBuV/m	dBuV	dB/m	dBuV/m	dB	cm	deg		
1	4924.00	38.80	48.48	-9.68	74.00	-35.20	300	284 Peak	Horizontal



Freq	Level	Read	Limit	Over	APos	TPos	Remark	Pol/Phase	Note
MHz	dBuV/m	dBuV	dB/m	dBuV/m	dB	cm	deg		
1	4924.00	32.67	42.35	-9.68	74.00	-41.33	275	233 Peak	Vertical

802.11n HT20

Low Channel (Horizontal)

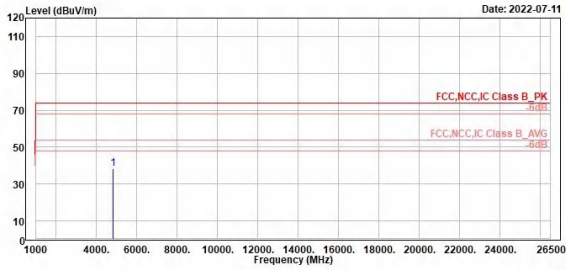
Low Channel (Vertical)



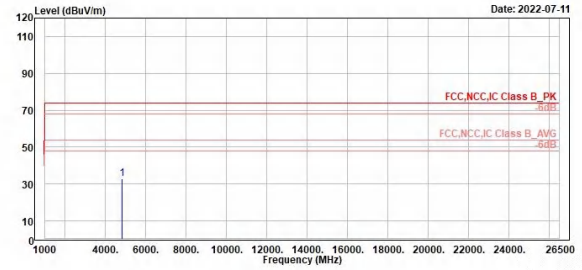
TUV Rheinland Taiwan Ltd.  
No. 438-18, Sec 2, Fenliao, Linkou Dist., New Taipei City 244, Taiwan(R.O.C.)  
Tel: +886-2172-1000 Fax: +886-2172-1322



TUV Rheinland Taiwan Ltd.  
No. 438-18, Sec 2, Fenliao, Linkou Dist., New Taipei City 244, Taiwan(R.O.C.)  
Tel: +886-2172-1000 Fax: +886-2172-1322



Freq	Level	Read Level	Factor	Limit Line	Over Limit	APos	TPos	Remark	Pol/Phase	Note
MHz	dBuV/m	dBuV	dB/m	dBuV/m	dB	cm	deg			
1	4824.00	38.43	48.24	-9.81	74.00	-35.57	100	332 Peak	Horizontal	



Freq	Level	Read Level	Factor	Limit Line	Over Limit	APos	TPos	Remark	Pol/Phase	Note
MHz	dBuV/m	dBuV	dB/m	dBuV/m	dB	cm	deg			
1	4824.00	33.00	42.81	-9.81	74.00	-41.00	382	360 Peak	Vertical	

802.11n HT20

Middle Channel (Horizontal)

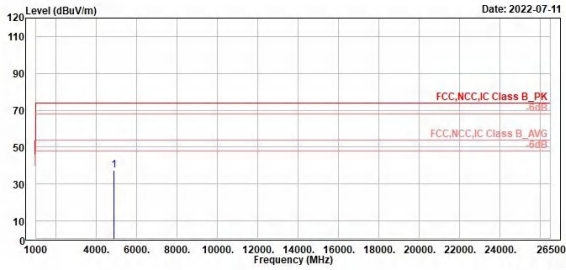
Middle Channel (Vertical)



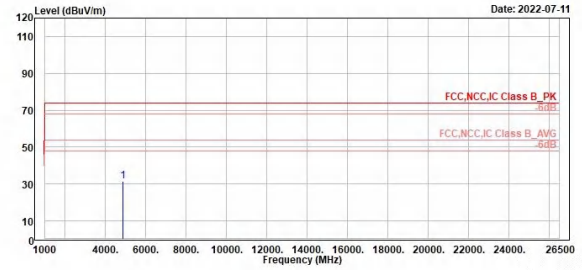
TÜV Rheinland Taiwan Ltd.  
No. 438-18, Sec 2, Feniliao, Linkou Dist., New Taipei City 244, Taiwan(R.O.C.)  
Tel: +886-2172-1000 Fax: +886-2172-1322



TÜV Rheinland Taiwan Ltd.  
No. 438-18, Sec 2, Feniliao, Linkou Dist., New Taipei City 244, Taiwan(R.O.C.)  
Tel: +886-2172-1000 Fax: +886-2172-1322



Freq	Level	Read Level	Factor	Limit Line	Over Limit	APos	TPos	Remark	Pol/Phase	Note
MHz	dBuV/m	dBuV	dB/m	dBuV/m	dB	cm	deg			
1 4874.00	37.47	47.24	-9.77	74.00	-36.53	400	112	Peak	Horizontal	



Freq	Level	Read Level	Factor	Limit Line	Over Limit	APos	TPos	Remark	Pol/Phase	Note
MHz	dBuV/m	dBuV	dB/m	dBuV/m	dB	cm	deg			
1 4874.00	31.62	41.39	-9.77	74.00	-42.38	173	298	Peak	Vertical	

802.11n HT20

High Channel (Horizontal)

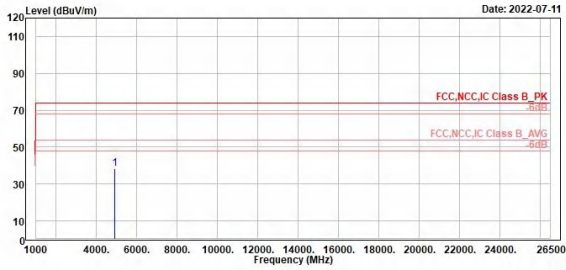
High Channel (Vertical)



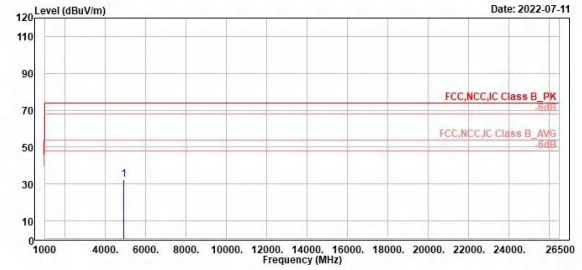
TUV Rheinland Taiwan Ltd.  
No. 438-18, Sec 2, Feniliao, Linkou Dist., New Taipei City 244, Taiwan(R.O.C.)  
Tel: +886-2172-1000 Fax: +886-2172-1322



TUV Rheinland Taiwan Ltd.  
No. 438-18, Sec 2, Feniliao, Linkou Dist., New Taipei City 244, Taiwan(R.O.C.)  
Tel: +886-2172-1000 Fax: +886-2172-1322



Freq	Level	Read Level	Factor	Limit Line	Over Limit	APos	TPos	Remark	Pol/Phase	Note
MHz	dBuV/m	dBuV	dB/m	dBuV/m	dB	cm	deg			
1	4924.00	38.17	47.85	-9.68	74.00	-35.83	100	43 Peak	Horizontal	

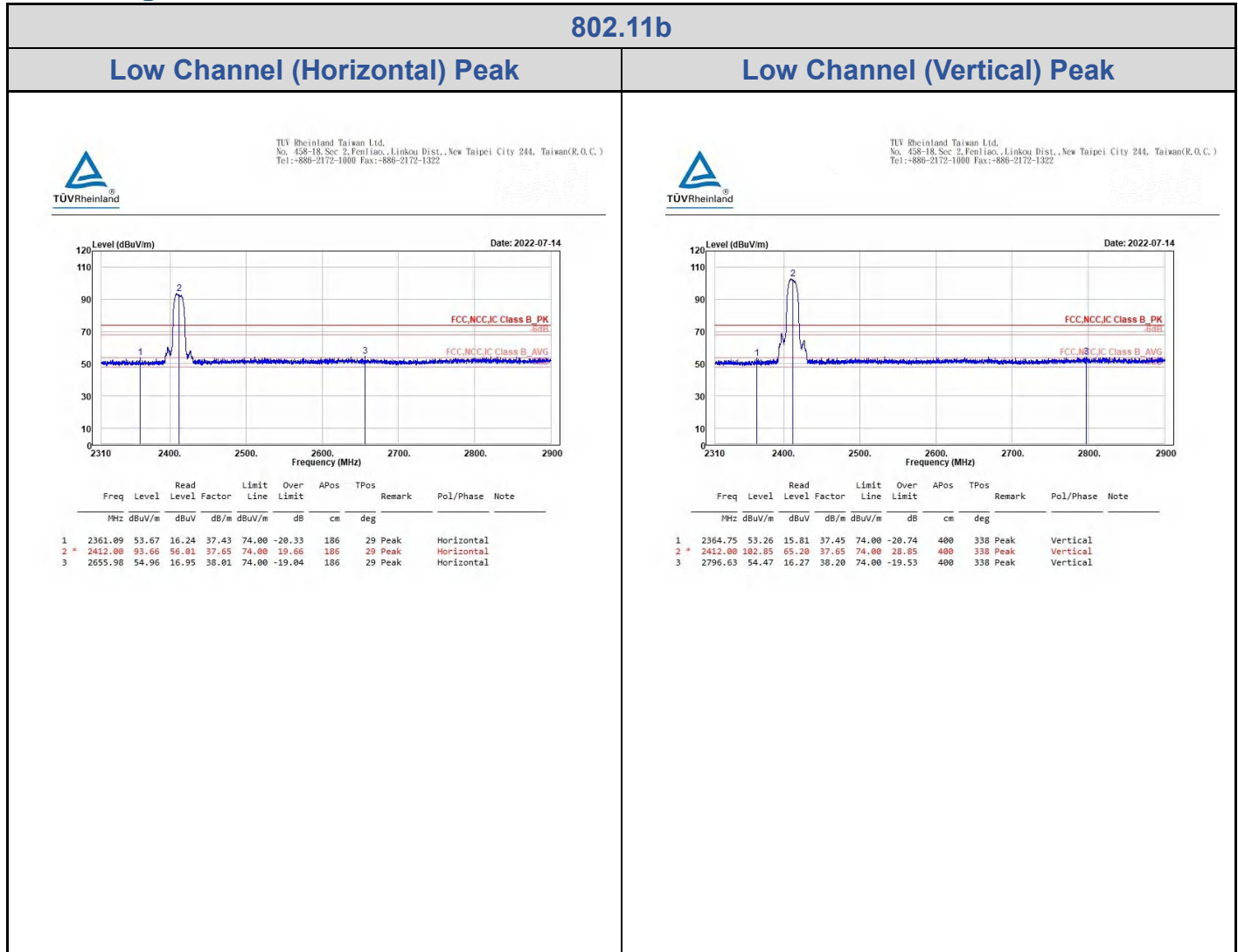


Freq	Level	Read Level	Factor	Limit Line	Over Limit	APos	TPos	Remark	Pol/Phase	Note
MHz	dBuV/m	dBuV	dB/m	dBuV/m	dB	cm	deg			
1	4924.00	32.59	42.27	-9.68	74.00	-41.41	400	1 Peak	Vertical	

Appendix B:

Test Results of Radiated Spurious Emissions for Ant No. 6

Band Edges, 2.31GHz ~ 2.9GHz





802.11b

Low Channel (Horizontal) Average

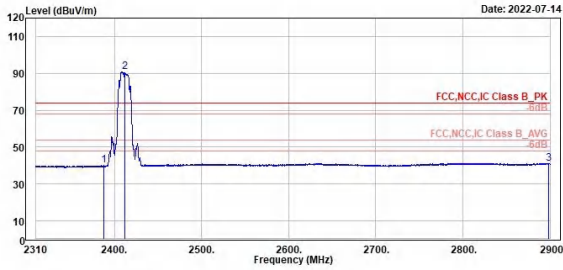
Low Channel (Vertical) Average



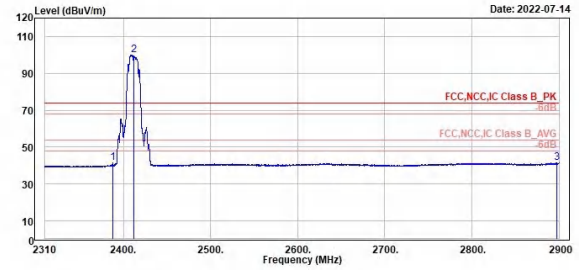
TÜV Rheinland Taiwan Ltd.  
No. 438-18, Sec 2, Fenliao, Linkou Dist., New Taipei City 244, Taiwan(R.O.C.)  
Tel: +886-2172-1000 Fax: +886-2172-1322



TÜV Rheinland Taiwan Ltd.  
No. 438-18, Sec 2, Fenliao, Linkou Dist., New Taipei City 244, Taiwan(R.O.C.)  
Tel: +886-2172-1000 Fax: +886-2172-1322



1	2	3
Level	Read Level	Factor
dBuV/m	dBuV	dB/m
40.10	90.76	2.86
2.53	53.11	2.86
37.57	37.65	38.41
54.00	54.00	54.00
-13.90	36.76	-12.73
186	186	186
29	29	29
Average	Average	Average
Horizontal	Horizontal	Horizontal



1	2	3
Level	Read Level	Factor
dBuV/m	dBuV	dB/m
41.62	99.86	3.24
4.05	62.21	3.24
37.57	37.65	38.41
54.00	54.00	54.00
-12.38	45.86	-12.35
400	400	400
338	338	338
Average	Average	Average
Vertical	Vertical	Vertical

802.11b

High Channel (Horizontal) Peak

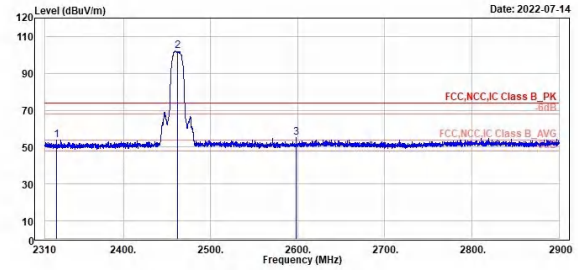
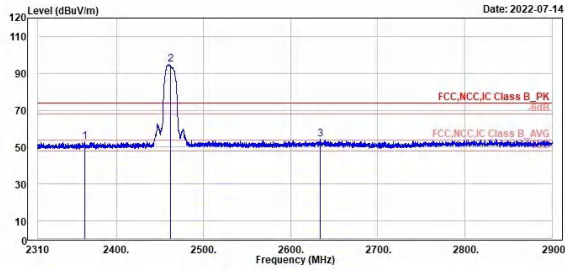
High Channel (Vertical) Peak



TÜV Rheinland Taiwan Ltd.  
No. 438-18, Sec 2, Fenhiao, Linkou Dist., New Taipei City 244, Taiwan(R.O.C.)  
Tel: +886-2172-1000 Fax: +886-2172-1322



TÜV Rheinland Taiwan Ltd.  
No. 438-18, Sec 2, Fenhiao, Linkou Dist., New Taipei City 244, Taiwan(R.O.C.)  
Tel: +886-2172-1000 Fax: +886-2172-1322



Peak	Freq (MHz)	Level (dBuV/m)	Read Level (dBuV)	Level Factor (dB/m)	Limit Line (dBuV/m)	Over Limit (dB)	APos (cm)	TPos (deg)	Remark	Pol/Phase	Note
1	2363.81	52.74	15.29	37.45	74.00	-21.26	222	31	Peak	Horizontal	
2 *	2462.00	94.98	57.25	37.73	74.00	20.98	222	31	Peak	Horizontal	
3	2633.79	54.33	16.32	38.01	74.00	-19.67	222	31	Peak	Horizontal	

Peak	Freq (MHz)	Level (dBuV/m)	Read Level (dBuV)	Level Factor (dB/m)	Limit Line (dBuV/m)	Over Limit (dB)	APos (cm)	TPos (deg)	Remark	Pol/Phase	Note
1	2323.45	53.85	16.56	37.29	74.00	-20.15	341	170	Peak	Vertical	
2 *	2462.00	102.41	64.68	37.73	74.00	28.41	341	170	Peak	Vertical	
3	2598.27	54.99	17.02	37.97	74.00	-19.01	341	170	Peak	Vertical	

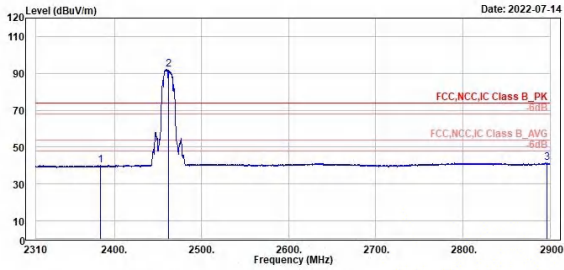
802.11b

High Channel (Horizontal) Average

High Channel (Vertical) Average



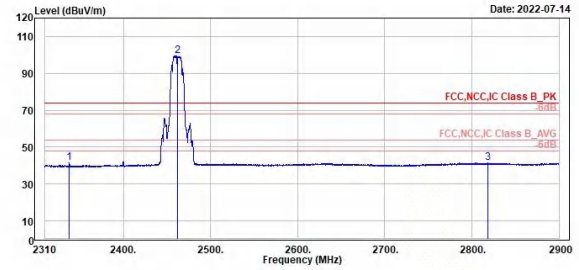
TÜV Rheinland Taiwan Ltd.  
No. 438-18, Sec. 2, Fenhua, Linkou Dist., New Taipei City 244, Taiwan(R.O.C.)  
Tel: +886-2172-1000 Fax: +886-2172-1322



1	2	3
2384.34	2462.00	2896.11
40.01	92.04	41.42
2.46	54.31	3.02
37.55	37.73	38.40
54.00	54.00	54.00
-13.99	38.04	-12.58
222	222	222
31	31	31
Average	Average	Average
Horizontal	Horizontal	Horizontal



TÜV Rheinland Taiwan Ltd.  
No. 438-18, Sec. 2, Fenhua, Linkou Dist., New Taipei City 244, Taiwan(R.O.C.)  
Tel: +886-2172-1000 Fax: +886-2172-1322



1	2	3
2337.85	2462.00	2818.11
41.68	99.45	41.68
4.34	61.72	3.49
37.34	37.73	38.19
54.00	54.00	54.00
-12.32	45.45	-12.32
341	341	341
170	170	170
Average	Average	Average
Vertical	Vertical	Vertical

802.11g

Low Channel (Horizontal) Peak

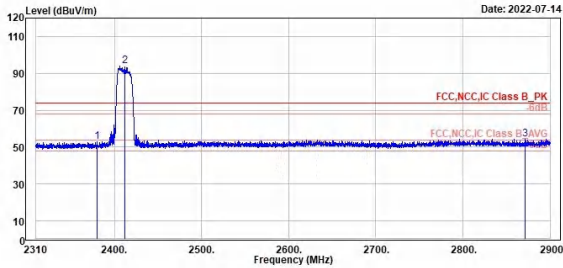
Low Channel (Vertical) Peak



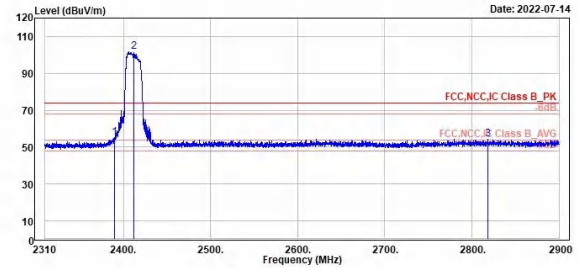
TÜV Rheinland Taiwan Ltd.  
No. 438-18, Sec 2, Fenhiao, Linkou Dist., New Taipei City 244, Taiwan(R.O.C.)  
Tel: +886-2172-1000 Fax: +886-2172-1322



TÜV Rheinland Taiwan Ltd.  
No. 438-18, Sec 2, Fenhiao, Linkou Dist., New Taipei City 244, Taiwan(R.O.C.)  
Tel: +886-2172-1000 Fax: +886-2172-1322



Peak	Freq	Level	Read Level	Factor	Limit Line	Over Limit	APos	TPos	Remark	Pol/Phase	Note
	MHz	dBuV/m	dBuV	dB/m	dBuV/m	dB	cm	deg			
1	2379.86	52.84	15.31	37.53	74.00	-21.16	164	28	Peak	Horizontal	
2 *	2412.00	93.77	56.12	37.65	74.00	19.77	164	28	Peak	Horizontal	
3	2871.33	54.35	16.07	38.28	74.00	-19.65	164	28	Peak	Horizontal	



Peak	Freq	Level	Read Level	Factor	Limit Line	Over Limit	APos	TPos	Remark	Pol/Phase	Note
	MHz	dBuV/m	dBuV	dB/m	dBuV/m	dB	cm	deg			
1	2389.89	55.37	17.79	37.58	74.00	-18.63	366	166	Peak	Vertical	
2 *	2412.00	101.82	64.17	37.65	74.00	27.82	366	166	Peak	Vertical	
3	2818.23	54.27	16.08	38.19	74.00	-19.73	366	166	Peak	Vertical	

802.11g

Low Channel (Horizontal) Average

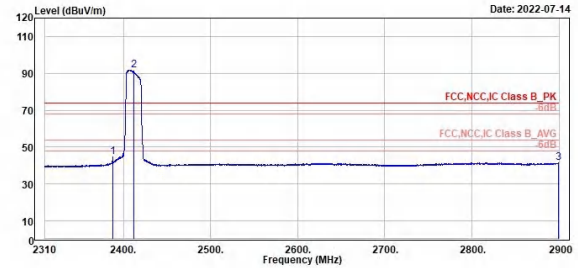
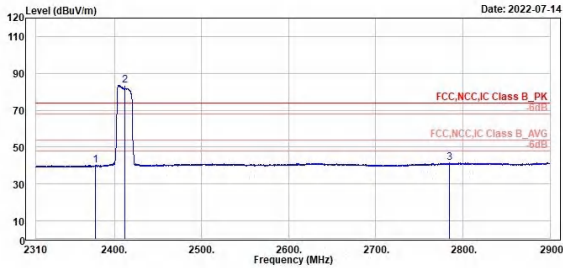
Low Channel (Vertical) Average



TÜV Rheinland Taiwan Ltd.  
No. 438-18, Sec. 2, Fenhiao, Linkou Dist., New Taipei City 244, Taiwan(R.O.C.)  
Tel: +886-2172-1000 Fax: +886-2172-1322



TÜV Rheinland Taiwan Ltd.  
No. 438-18, Sec. 2, Fenhiao, Linkou Dist., New Taipei City 244, Taiwan(R.O.C.)  
Tel: +886-2172-1000 Fax: +886-2172-1322



1	2	3
Level	Level	Level
Factor	Factor	Factor
Line	Line	Line
Limit	Limit	Limit
Over	Over	Over
Limit	Limit	Limit
APos	APos	APos
TPos	TPos	TPos
Remark	Remark	Remark
Pol/Phase	Pol/Phase	Pol/Phase
Note	Note	Note
2378.44	2412.00	2784.48
40.20	83.42	41.41
2.68	45.77	3.22
37.52	37.65	38.19
54.00	54.00	54.00
-13.80	29.42	-12.59
164	164	164
28	28	28
Average	Average	Average
Horizontal	Horizontal	Horizontal

1	2	3
Level	Level	Level
Factor	Factor	Factor
Line	Line	Line
Limit	Limit	Limit
Over	Over	Over
Limit	Limit	Limit
APos	APos	APos
TPos	TPos	TPos
Remark	Remark	Remark
Pol/Phase	Pol/Phase	Pol/Phase
Note	Note	Note
2388.00	2412.00	2899.17
44.55	91.82	41.41
6.98	54.17	2.99
37.57	37.65	38.42
54.00	54.00	54.00
-9.45	37.82	-12.59
366	366	366
166	166	166
Average	Average	Average
Vertical	Vertical	Vertical

802.11g

High Channel (Horizontal) Peak

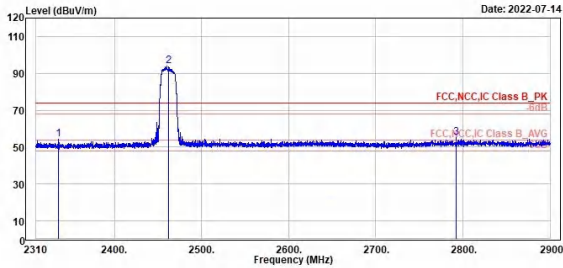
High Channel (Vertical) Peak



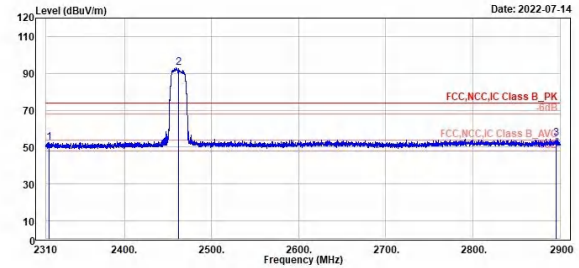
TÜV Rheinland Taiwan Ltd.  
No. 438-18, Sec 2, Fenhiao, Linkou Dist., New Taipei City 244, Taiwan(R.O.C.)  
Tel: +886-2172-1000 Fax: +886-2172-1322



TÜV Rheinland Taiwan Ltd.  
No. 438-18, Sec 2, Fenhiao, Linkou Dist., New Taipei City 244, Taiwan(R.O.C.)  
Tel: +886-2172-1000 Fax: +886-2172-1322



1	2	3
Level	Read Level	Factor
dBuV/m	dBuV	dB/m
54.17	93.77	16.87
16.84	56.04	16.87
37.33	37.73	38.20
74.00	74.00	74.00
-19.83	19.77	-18.93
222	222	222
21	21	21
Peak	Peak	Peak
Horizontal	Horizontal	Horizontal



1	2	3
Level	Read Level	Factor
dBuV/m	dBuV	dB/m
52.50	93.09	16.23
15.24	55.36	16.23
37.26	37.73	38.40
74.00	74.00	74.00
-21.50	19.09	-19.37
341	341	341
173	173	173
Peak	Peak	Peak
Vertical	Vertical	Vertical

802.11g

High Channel (Horizontal) Average

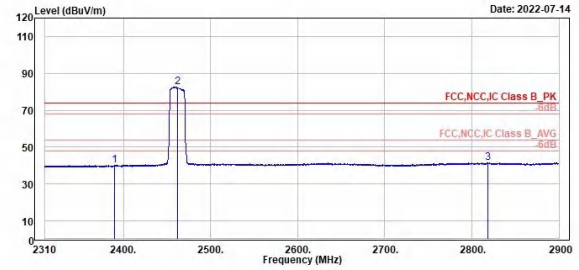
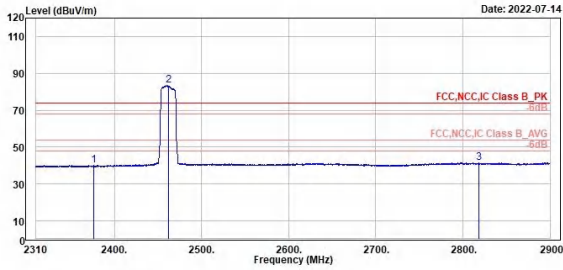
High Channel (Vertical) Average



TÜV Rheinland Taiwan Ltd.  
No. 438-18, Sec 2, Fenhsiao, Linkou Dist., New Taipei City 244, Taiwan(R.O.C.)  
Tel: +886-2172-1000 Fax: +886-2172-1322



TÜV Rheinland Taiwan Ltd.  
No. 438-18, Sec 2, Fenhsiao, Linkou Dist., New Taipei City 244, Taiwan(R.O.C.)  
Tel: +886-2172-1000 Fax: +886-2172-1322



Freq	Level	Read Level	Factor	Limit Line	Over Limit	APos	TPos	Remark	Pol/Phase	Note
MHz	dBuV/m	dBuV	dB/m	dBuV/m	dB	cm	deg			
1	2375.96	40.03	2.53	37.50	54.00	-13.97	222	21 Average	Horizontal	
2 *	2462.00	83.39	45.66	37.73	54.00	29.39	222	21 Average	Horizontal	
3	2817.99	41.67	3.48	38.19	54.00	-12.33	222	21 Average	Horizontal	

Freq	Level	Read Level	Factor	Limit Line	Over Limit	APos	TPos	Remark	Pol/Phase	Note
MHz	dBuV/m	dBuV	dB/m	dBuV/m	dB	cm	deg			
1	2389.89	40.02	2.44	37.58	54.00	-13.98	341	173 Average	Vertical	
2 *	2462.00	82.79	45.06	37.73	54.00	28.79	341	173 Average	Vertical	
3	2817.87	41.57	3.38	38.19	54.00	-12.43	341	173 Average	Vertical	

802.11n HT20

Low Channel (Horizontal) Peak

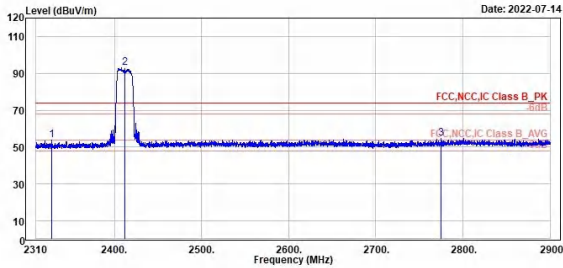
Low Channel (Vertical) Peak



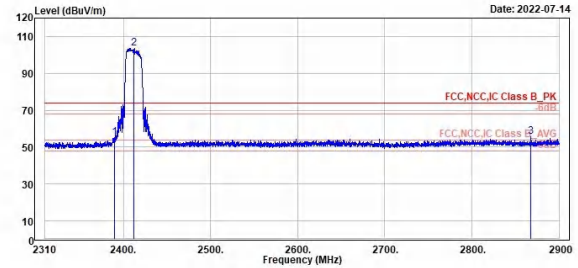
TÜV Rheinland Taiwan Ltd.  
No. 438-18, Sec 2, Fenhiao, Linkou Dist., New Taipei City 244, Taiwan(R.O.C.)  
Tel: +886-2172-1000 Fax: +886-2172-1322



TÜV Rheinland Taiwan Ltd.  
No. 438-18, Sec 2, Fenhiao, Linkou Dist., New Taipei City 244, Taiwan(R.O.C.)  
Tel: +886-2172-1000 Fax: +886-2172-1322



Peak	Freq (MHz)	Level (dBuV/m)	Read Level (dBuV)	Level Factor (dB/m)	Limit Line (dBuV/m)	Over Limit (dB)	APos (cm)	TPos (deg)	Remark	Pol/Phase	Note
1	2327.94	53.67	16.36	37.31	74.00	-20.33	279	36	Peak	Horizontal	
2 *	2412.00	92.91	55.26	37.65	74.00	18.91	279	36	Peak	Horizontal	
3	2774.57	54.84	16.67	38.17	74.00	-19.16	279	36	Peak	Horizontal	



Peak	Freq (MHz)	Level (dBuV/m)	Read Level (dBuV)	Level Factor (dB/m)	Limit Line (dBuV/m)	Over Limit (dB)	APos (cm)	TPos (deg)	Remark	Pol/Phase	Note
1	2389.65	55.19	17.61	37.58	74.00	-18.81	309	169	Peak	Vertical	
2 *	2412.00	103.53	65.88	37.65	74.00	29.53	309	169	Peak	Vertical	
3	2867.08	55.66	17.41	38.25	74.00	-18.34	309	169	Peak	Vertical	



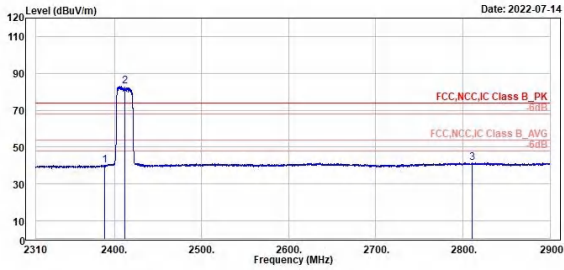
802.11n HT20

Low Channel (Horizontal) Average

Low Channel (Vertical) Average



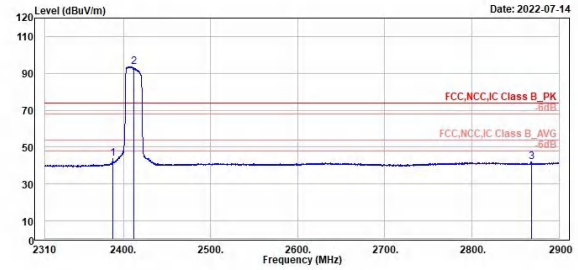
TÜV Rheinland Taiwan Ltd.  
No. 438-18, Sec 2, Fenhiao, Linkou Dist., New Taipei City 244, Taiwan(R.O.C.)  
Tel: +886-2172-1000 Fax: +886-2172-1322



1	2	3								
Level	Level	Level								
Factor	Factor	Factor								
Line	Line	Line								
Limit	Limit	Limit								
Limit	Limit	Limit								
APos	APos	APos								
TPos	TPos	TPos								
Remark	Remark	Remark								
Pol/Phase	Pol/Phase	Pol/Phase								
Note	Note	Note								
MHz	dBuV/m	dBuV/m								
dBuV	dB/m	dBuV/m								
dB	cm	deg								
2388.71	40.17	2.60	37.57	54.00	-13.83	279	36	Average	Horizontal	
2412.00	82.89	45.24	37.65	54.00	28.89	279	36	Average	Horizontal	
2818.91	41.46	3.26	38.20	54.00	-12.54	279	36	Average	Horizontal	



TÜV Rheinland Taiwan Ltd.  
No. 438-18, Sec 2, Fenhiao, Linkou Dist., New Taipei City 244, Taiwan(R.O.C.)  
Tel: +886-2172-1000 Fax: +886-2172-1322



1	2	3								
Level	Level	Level								
Factor	Factor	Factor								
Line	Line	Line								
Limit	Limit	Limit								
Limit	Limit	Limit								
APos	APos	APos								
TPos	TPos	TPos								
Remark	Remark	Remark								
Pol/Phase	Pol/Phase	Pol/Phase								
Note	Note	Note								
MHz	dBuV/m	dBuV/m								
dBuV	dB/m	dBuV/m								
dB	cm	deg								
2387.76	43.59	6.02	37.57	54.00	-10.41	309	169	Average	Vertical	
2412.00	93.69	56.04	37.65	54.00	39.69	309	169	Average	Vertical	
2868.02	41.95	3.70	38.25	54.00	-12.05	309	169	Average	Vertical	

802.11n HT20

High Channel (Horizontal) Peak

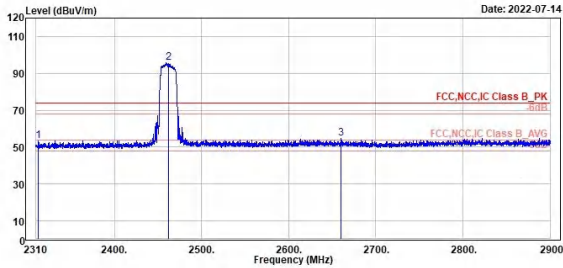
High Channel (Vertical) Peak



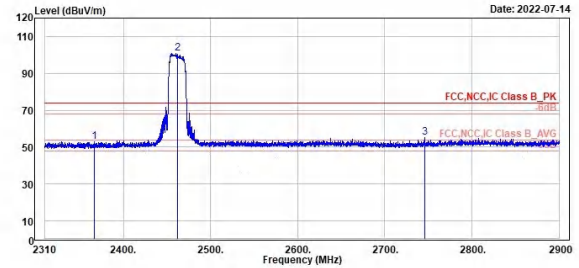
TÜV Rheinland Taiwan Ltd.  
No. 438-18, Sec 2, Fenhiao, Linkou Dist., New Taipei City 244, Taiwan(R.O.C.)  
Tel: +886-2172-1000 Fax: +886-2172-1322



TÜV Rheinland Taiwan Ltd.  
No. 438-18, Sec 2, Fenhiao, Linkou Dist., New Taipei City 244, Taiwan(R.O.C.)  
Tel: +886-2172-1000 Fax: +886-2172-1322



1	2 *	3
2312.48	2462.00	2668.22
53.48	95.72	54.78
16.23	57.99	16.78
37.25	37.73	38.00
74.00	74.00	74.00
-20.52	21.72	-19.22
299	299	299
18 Peak	18 Peak	18 Peak
Horizontal	Horizontal	Horizontal



1	2 *	3
2366.76	2462.00	2745.89
52.82	100.82	55.02
15.36	63.09	16.90
37.46	37.73	38.12
74.00	74.00	74.00
-21.18	26.82	-18.98
339	339	339
169 Peak	169 Peak	169 Peak
Vertical	Vertical	Vertical

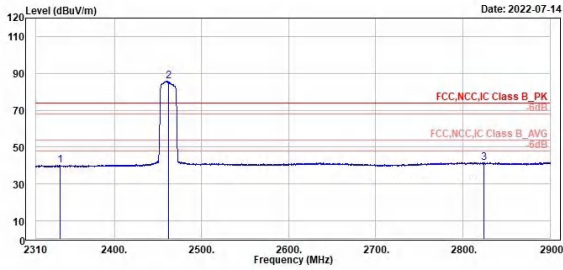
802.11n HT20

High Channel (Horizontal) Average

High Channel (Vertical) Average



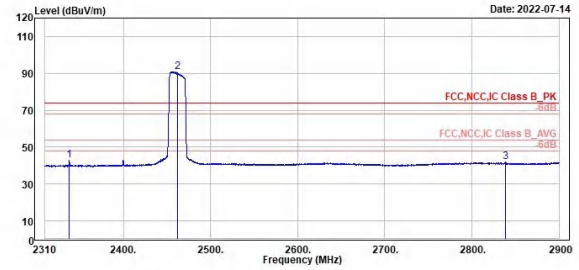
TÜV Rheinland Taiwan Ltd.  
No. 438-18, Sec. 2, Fenhiao, Linkou Dist., New Taipei City 244, Taiwan(R.O.C.)  
Tel: +886-2172-1000 Fax: +886-2172-1322



1	2	3
Level	Level	Level
Factor	Factor	Factor
Line	Line	Line
Limit	Limit	Limit
Over	Over	Over
Limit	Limit	Limit
APos	APos	APos
TPos	TPos	TPos
Remark	Remark	Remark
Pol/Phase	Pol/Phase	Pol/Phase
Note	Note	Note
2337.49	2462.00	2823.89
40.12	85.89	41.52
2.79	40.16	3.34
37.33	37.73	38.18
54.00	54.00	54.00
-13.88	31.89	-12.48
299	299	299
18	18	18
Average	Average	Average
Horizontal	Horizontal	Horizontal



TÜV Rheinland Taiwan Ltd.  
No. 438-18, Sec. 2, Fenhiao, Linkou Dist., New Taipei City 244, Taiwan(R.O.C.)  
Tel: +886-2172-1000 Fax: +886-2172-1322



1	2	3
Level	Level	Level
Factor	Factor	Factor
Line	Line	Line
Limit	Limit	Limit
Over	Over	Over
Limit	Limit	Limit
APos	APos	APos
TPos	TPos	TPos
Remark	Remark	Remark
Pol/Phase	Pol/Phase	Pol/Phase
Note	Note	Note
2337.97	2462.00	2838.76
42.76	91.02	41.80
5.42	53.29	3.63
37.34	37.73	38.17
54.00	54.00	54.00
-11.24	37.02	-12.20
339	339	339
169	169	169
Average	Average	Average
Vertical	Vertical	Vertical

Spurious Emissions, Tx Mode, 9kHz ~ 30MHz

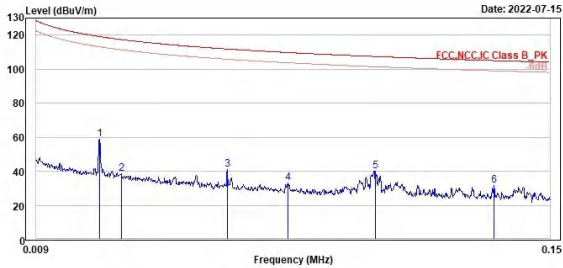
802.11n HT20

Middle Channel 9kHz~150kHz(Open)

Middle Channel 150kHz~30MHz(Open)



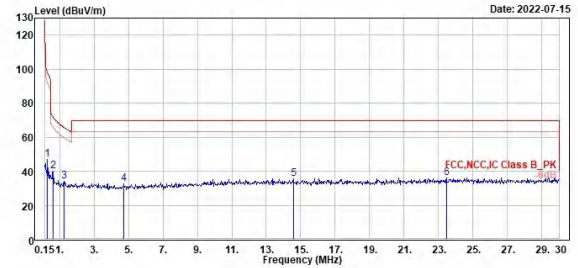
TÜV Rheinland Taiwan Ltd.  
No. 438-18, Sec 2, Fenhiao, Linkou Dist., New Taipei City 244, Taiwan(R.O.C.)  
Tel: +886-2172-1000 Fax: +886-2172-1322



Freq	Level	Read	Level	Factor	Limit	Over	APos	TPos	Remark	Pol/Phase	Note
MHz	dBuV/m	dBuV	dB/m	dBuV/m	dB	cm	deg				
1	0.03	58.80	39.61	19.19	119.13	-60.33	100	51	QP	Open	
2	0.03	38.45	18.96	19.49	117.38	-78.93	100	18	QP	Open	
3	0.06	41.06	22.00	19.06	111.82	-70.76	100	276	QP	Open	
4	0.08	33.20	14.51	18.69	109.74	-76.54	100	75	QP	Open	
5	0.10	40.05	21.82	18.23	107.42	-67.37	100	129	QP	Open	
6	0.13	31.58	13.24	18.34	105.01	-73.43	100	113	QP	Open	



TÜV Rheinland Taiwan Ltd.  
No. 438-18, Sec 2, Fenhiao, Linkou Dist., New Taipei City 244, Taiwan(R.O.C.)  
Tel: +886-2172-1000 Fax: +886-2172-1322



Freq	Level	Read	Level	Factor	Limit	Over	APos	TPos	Remark	Pol/Phase	Note
MHz	dBuV/m	dBuV	dB/m	dBuV/m	dB	cm	deg				
1	0.30	46.79	27.85	18.94	98.08	-51.29	100	272	QP	Open	
2	0.63	40.00	20.97	19.03	71.65	-31.65	100	110	QP	Open	
3	1.25	34.04	14.73	19.31	65.64	-31.60	100	110	QP	Open	
4	4.75	32.59	13.20	19.39	69.50	-36.91	100	276	QP	Open	
5	14.57	35.66	13.84	21.82	69.50	-33.84	100	223	QP	Open	
6	23.46	36.03	13.68	22.35	69.50	-33.47	100	260	QP	Open	