

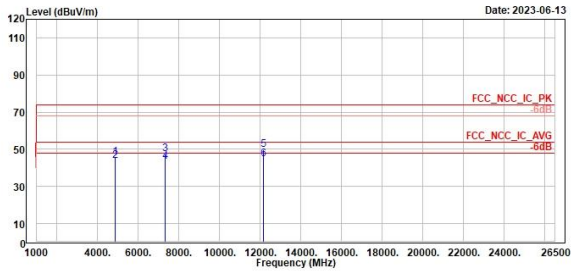
802.11b

Middle Channel (Horizontal)

Middle Channel (Vertical)



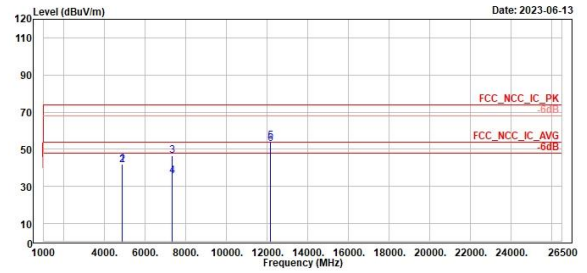
TÜV Rheinland Taiwan Ltd.  
No. 458-18, Sec 2, Fenliao, Linkou Dist., New Taipei City 244, Taiwan(R.O.C.)  
Tel: +886-2172-1000 Fax: +886-2172-1322



1	2	3	4	5	6				
Level	Read Level	Factor	Limit Line	Over Limit	APos	TPos	Remark	Pol/Phase	Note
dBuV/m	dBuV	dB/m	dBuV/m	dB	cm	deg			
45.46	45.46	54.49	-9.03	74.00	-28.54	180	180 Peak	Horizontal	
44.00	44.00	53.03	-9.03	54.00	-10.00	180	180 Average	Horizontal	
47.41	47.41	54.48	-7.07	74.00	-26.59	300	167 Peak	Horizontal	
43.47	43.47	50.54	-7.07	54.00	-24.32	300	167 Average	Horizontal	
49.68	49.68	49.82	-0.14	74.00	-24.32	400	222 Peak	Horizontal	
44.91	44.91	45.05	-0.14	54.00	-9.09	400	222 Average	Horizontal	



TÜV Rheinland Taiwan Ltd.  
No. 458-18, Sec 2, Fenliao, Linkou Dist., New Taipei City 244, Taiwan(R.O.C.)  
Tel: +886-2172-1000 Fax: +886-2172-1322



1	2	3	4	5	6				
Level	Read Level	Factor	Limit Line	Over Limit	APos	TPos	Remark	Pol/Phase	Note
dBuV/m	dBuV	dB/m	dBuV/m	dB	cm	deg			
41.78	41.78	58.81	-9.03	74.00	-32.22	300	35 Peak	Vertical	
41.70	41.70	58.73	-9.03	54.00	-12.30	300	35 Average	Vertical	
46.51	46.51	53.58	-7.07	74.00	-27.49	300	194 Peak	Vertical	
35.76	35.76	42.83	-7.07	54.00	-18.24	300	194 Average	Vertical	
54.49	54.49	54.63	-0.14	74.00	-19.51	100	104 Peak	Vertical	
52.99	52.99	53.13	-0.14	54.00	-1.01	100	104 Average	Vertical	

802.11b

High Channel (Horizontal)

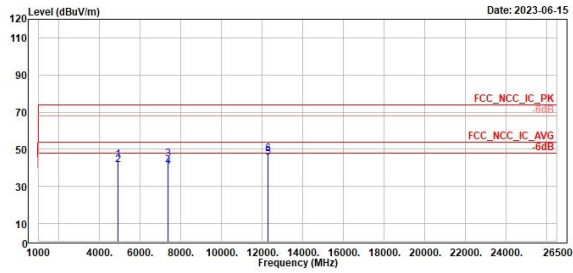
High Channel (Vertical)



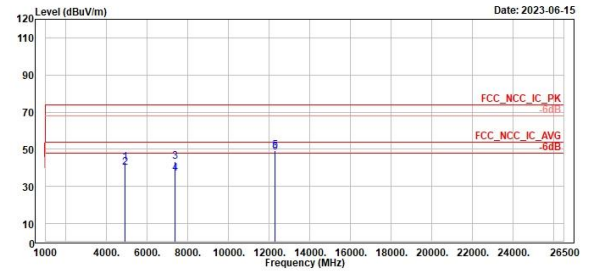
TÜV Rheinland Taiwan Ltd.  
No. 458-18, Sec 2, FenYiao, Linkou Dist., New Taipei City 244, Taiwan(R.O.C.)  
Tel: +886-2172-1000 Fax: +886-2172-1322



TÜV Rheinland Taiwan Ltd.  
No. 458-18, Sec 2, FenYiao, Linkou Dist., New Taipei City 244, Taiwan(R.O.C.)  
Tel: +886-2172-1000 Fax: +886-2172-1322



1	2	3	4	5	6
Level	Read Level	Factor	Limit Line	Over Limit	APos
dBuV/m	dBuV	dB/m	dBuV/m	dB	cm
4924.00	44.37	53.32	-8.95	74.00	-29.63
4924.00	41.63	50.58	-8.95	54.00	-12.37
7386.00	44.76	51.94	-7.18	74.00	-29.24
7386.00	40.54	47.72	-7.18	54.00	-13.46
12310.00	45.68	45.57	0.11	74.00	-28.32
12310.00	47.37	47.26	0.11	54.00	-6.63



1	2	3	4	5	6
Level	Read Level	Factor	Limit Line	Over Limit	APos
dBuV/m	dBuV	dB/m	dBuV/m	dB	cm
4924.00	42.68	51.63	-8.95	74.00	-31.32
4924.00	40.00	48.95	-8.95	54.00	-14.00
7386.00	43.47	50.65	-7.18	74.00	-30.53
7386.00	36.78	43.96	-7.18	54.00	-17.22
12310.00	49.42	49.31	0.11	74.00	-24.58
12310.00	48.38	48.27	0.11	54.00	-5.62

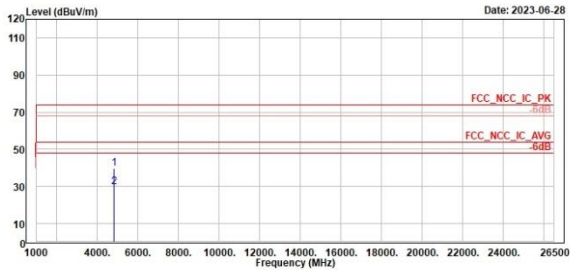
802.11g

Low Channel (Horizontal)

Low Channel (Vertical)



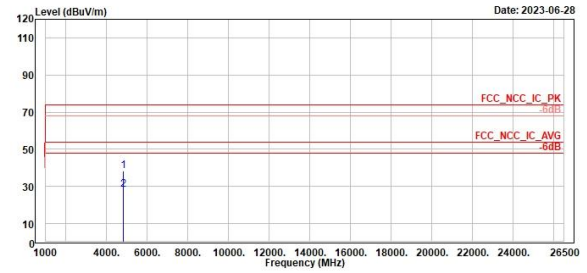
TÜV Rheinland Taiwan Ltd.  
No. 458-18, Sec 2, Fenliao, Linkou Dist., New Taipei City 244, Taiwan(R.O.C.)  
Tel: +886-2172-1000 Fax: +886-2172-1322



Freq	Level	Read Level	Factor	Limit Line	Over Limit	APos	TPos	Remark	Pol/Phase	Note
MHz	dBuV/m	dBuV	dB/m	dBuV/m	dB	cm	deg			
1	4824.00	39.59	48.60	-9.01	74.00	-34.41	180	168 Peak	Horizontal	
2	4824.00	29.70	38.71	-9.01	54.00	-24.30	180	168 Average	Horizontal	



TÜV Rheinland Taiwan Ltd.  
No. 458-18, Sec 2, Fenliao, Linkou Dist., New Taipei City 244, Taiwan(R.O.C.)  
Tel: +886-2172-1000 Fax: +886-2172-1322



Freq	Level	Read Level	Factor	Limit Line	Over Limit	APos	TPos	Remark	Pol/Phase	Note
MHz	dBuV/m	dBuV	dB/m	dBuV/m	dB	cm	deg			
1	4824.00	38.55	47.56	-9.01	74.00	-35.45	187	47 Peak	Vertical	
2	4824.00	28.27	37.28	-9.01	54.00	-25.73	187	47 Average	Vertical	

802.11g

Middle Channel (Horizontal)

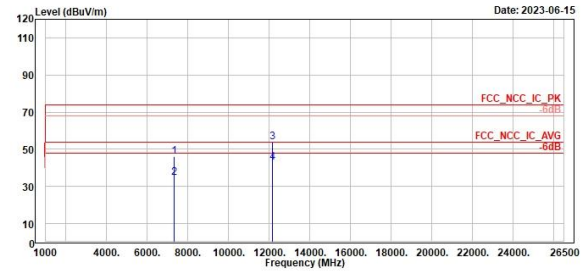
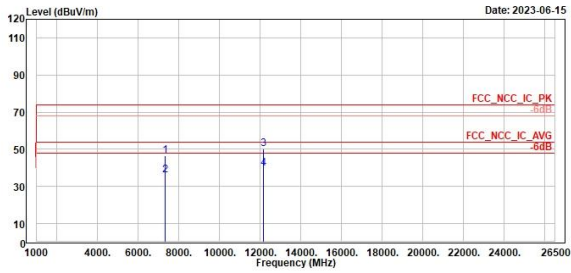
Middle Channel (Vertical)



TUV Rheinland Taiwan Ltd.  
No. 458-18, Sec 2, Fenliao, Linkou Dist., New Taipei City 244, Taiwan(R.O.C.)  
Tel: +886-2172-1000 Fax: +886-2172-1322



TUV Rheinland Taiwan Ltd.  
No. 458-18, Sec 2, Fenliao, Linkou Dist., New Taipei City 244, Taiwan(R.O.C.)  
Tel: +886-2172-1000 Fax: +886-2172-1322



1	2	3								
Level	Level	Level								
Factor	Factor	Factor								
Limit	Limit	Limit								
Over	Over	Over								
Apos	Apos	Apos								
TPos	TPos	TPos								
Remark	Remark	Remark								
Pol/Phase	Pol/Phase	Pol/Phase								
Note	Note	Note								
7311.00	46.74	53.81	-7.07	74.00	-27.26	180	85	Peak	Horizontal	
7311.00	35.94	43.01	-7.07	54.00	-18.06	180	85	Average	Horizontal	
12185.00	50.32	58.46	-0.14	74.00	-23.68	400	357	Peak	Horizontal	
12185.00	39.48	39.62	-0.14	54.00	-14.52	400	357	Average	Horizontal	

1	2	3								
Level	Level	Level								
Factor	Factor	Factor								
Limit	Limit	Limit								
Over	Over	Over								
Apos	Apos	Apos								
TPos	TPos	TPos								
Remark	Remark	Remark								
Pol/Phase	Pol/Phase	Pol/Phase								
Note	Note	Note								
7311.00	46.29	53.36	-7.07	74.00	-27.71	300	60	Peak	Vertical	
7311.00	34.69	41.76	-7.07	54.00	-19.31	300	60	Average	Vertical	
12185.00	53.65	53.79	-0.14	74.00	-20.35	400	120	Peak	Vertical	
12185.00	43.00	43.14	-0.14	54.00	-11.00	400	120	Average	Vertical	

802.11g

High Channel (Horizontal)

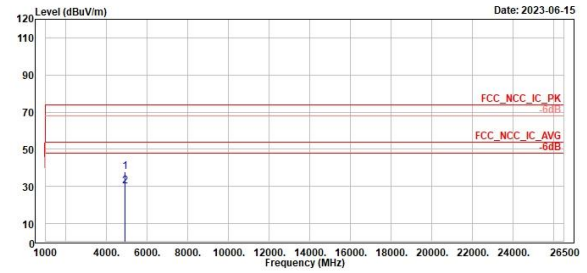
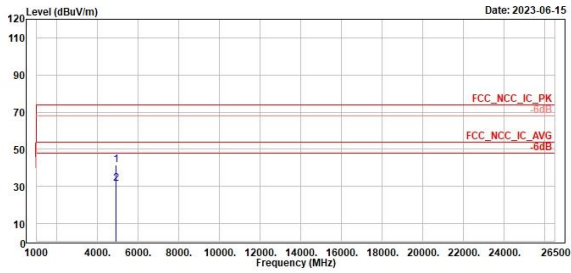
High Channel (Vertical)



TÜV Rheinland Taiwan Ltd.  
No. 458-18, Sec 2, Fenliao, Linkou Dist., New Taipei City 244, Taiwan(R.O.C.)  
Tel: +886-2172-1000 Fax: +886-2172-1322



TÜV Rheinland Taiwan Ltd.  
No. 458-18, Sec 2, Fenliao, Linkou Dist., New Taipei City 244, Taiwan(R.O.C.)  
Tel: +886-2172-1000 Fax: +886-2172-1322



1	2									
MHz	dBuV/m	dBuV	dB/m	dBuV/m	dB	cm	deg	Remark	Pol/Phase	Note
4924.00	41.63	50.58	-8.95	74.00	-32.37	180	87	Peak	Horizontal	
4924.00	31.50	40.45	-8.95	54.00	-22.50	180	87	Average	Horizontal	

1	2									
MHz	dBuV/m	dBuV	dB/m	dBuV/m	dB	cm	deg	Remark	Pol/Phase	Note
4924.00	37.95	46.90	-8.95	74.00	-36.05	300	305	Peak	Vertical	
4924.00	30.11	39.06	-8.95	54.00	-23.09	300	305	Average	Vertical	

802.11n HT20

Low Channel (Horizontal)

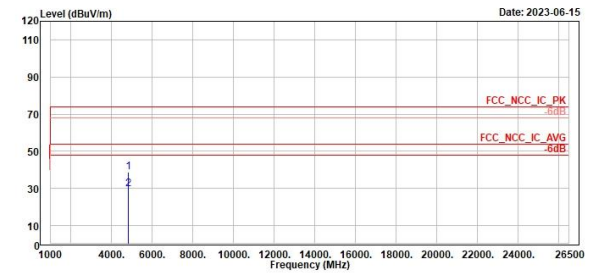
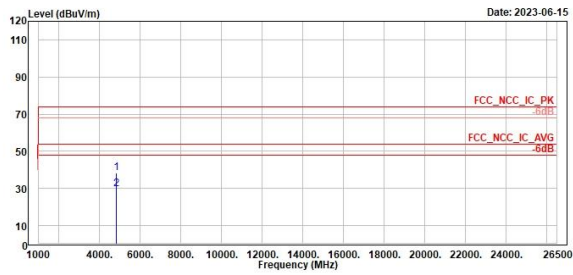
Low Channel (Vertical)



TUV Rheinland Taiwan Ltd.  
No. 458-18, Sec 2, Fenliao, Linkou Dist., New Taipei City 244, Taiwan(R.O.C.)  
Tel: +886-2172-1000 Fax: +886-2172-1322



TUV Rheinland Taiwan Ltd.  
No. 458-18, Sec 2, Fenliao, Linkou Dist., New Taipei City 244, Taiwan(R.O.C.)  
Tel: +886-2172-1000 Fax: +886-2172-1322



Freq	Level	Read	Limit	Over	APos	TPos	Remark	Pol/Phase	Note	
MHz	dBuV/m	dBuV	dB/m	dBuV/m	dB	cm	deg			
1	4824.00	38.45	47.46	-9.01	74.00	-35.55	280	235	Peak	Horizontal
2	4824.00	29.73	36.74	-9.01	54.00	-24.27	280	235	Average	Horizontal

Freq	Level	Read	Limit	Over	APos	TPos	Remark	Pol/Phase	Note	
MHz	dBuV/m	dBuV	dB/m	dBuV/m	dB	cm	deg			
1	4824.00	38.85	47.86	-9.01	74.00	-35.15	380	194	Peak	Vertical
2	4824.00	29.69	36.79	-9.01	54.00	-24.31	380	194	Average	Vertical

802.11n HT20

Middle Channel (Horizontal)

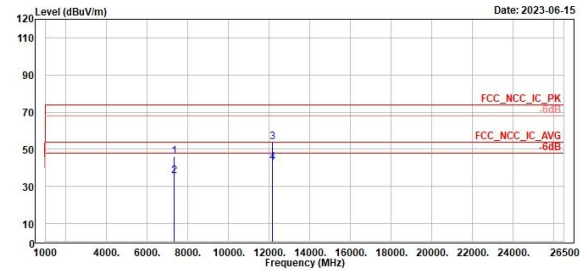
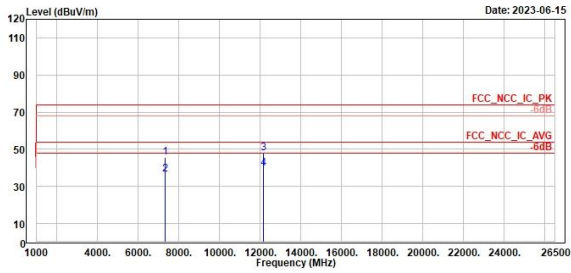
Middle Channel (Vertical)



TUV Rheinland Taiwan Ltd.  
No. 458-18, Sec 2, Fenliao, Linkou Dist., New Taipei City 244, Taiwan(R.O.C.)  
Tel: +886-2172-1000 Fax: +886-2172-1322



TUV Rheinland Taiwan Ltd.  
No. 458-18, Sec 2, Fenliao, Linkou Dist., New Taipei City 244, Taiwan(R.O.C.)  
Tel: +886-2172-1000 Fax: +886-2172-1322



1	2	3	4							
1	2	3	4							
1	2	3	4							
7311.00	36.54	43.61	-7.07	54.00	-17.46	400	161	Average	Horizontal	
12185.00	47.93	48.07	-0.14	74.00	-26.07	400	213	Peak	Horizontal	
12185.00	39.51	39.65	-0.14	54.00	-14.49	400	213	Average	Horizontal	

1	2	3	4							
1	2	3	4							
1	2	3	4							
7311.00	45.97	53.04	-7.07	74.00	-28.03	100	67	Peak	Vertical	
7311.00	35.82	42.89	-7.07	54.00	-18.18	100	67	Average	Vertical	
12185.00	53.79	53.93	-0.14	74.00	-20.21	100	116	Peak	Vertical	
12185.00	43.03	43.17	-0.14	54.00	-10.97	100	116	Average	Vertical	

802.11n HT20

High Channel (Horizontal)

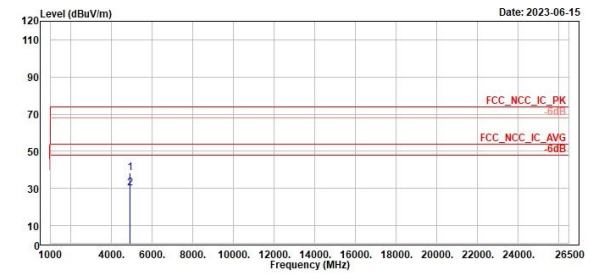
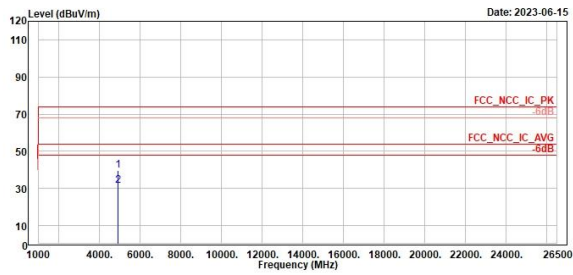
High Channel (Vertical)



TUV Rheinland Taiwan Ltd.  
No. 458-18, Sec 2, Fenliao, Linkou Dist., New Taipei City 244, Taiwan(R.O.C.)  
Tel: +886-2172-1000 Fax: +886-2172-1322



TUV Rheinland Taiwan Ltd.  
No. 458-18, Sec 2, Fenliao, Linkou Dist., New Taipei City 244, Taiwan(R.O.C.)  
Tel: +886-2172-1000 Fax: +886-2172-1322



Freq	Level	Read Level	Factor	Limit Line	Over Limit	APos	TPos	Remark	Pol/Phase	Note
MHz	dBuV/m	dBuV	dB/m	dBuV/m	dB	cm	deg			
1	4924.00	39.52	48.47	-8.95	74.00	-34.48	300	258 Peak	Horizontal	
2	4924.00	31.57	40.52	-8.95	54.00	-22.43	300	258 Average	Horizontal	

Freq	Level	Read Level	Factor	Limit Line	Over Limit	APos	TPos	Remark	Pol/Phase	Note
MHz	dBuV/m	dBuV	dB/m	dBuV/m	dB	cm	deg			
1	4924.00	38.13	47.08	-8.95	74.00	-35.87	180	245 Peak	Vertical	
2	4924.00	30.23	39.18	-8.95	54.00	-23.77	180	245 Average	Vertical	



Mains Conducted Emission, 150kHz ~ 30MHz

Worst Band

(Line)

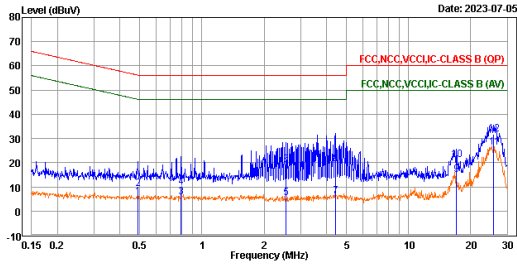
(Neutral)



TÜV Rheinland Taiwan Ltd.  
No. 458-18, Sec. 2, Fenliiao, Linkou Dist., New Taipei City 244, Taiwan(R.O.C.)  
Tel:+886-2172-1000 Fax:+886-2172-1322

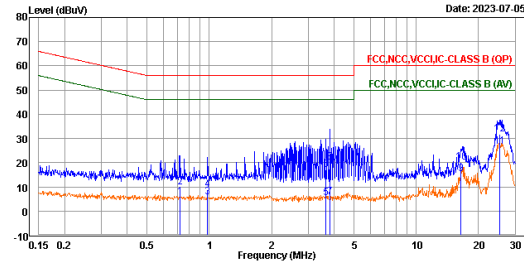


TÜV Rheinland Taiwan Ltd.  
No. 458-18, Sec. 2, Fenliiao, Linkou Dist., New Taipei City 244, Taiwan(R.O.C.)  
Tel:+886-2172-1000 Fax:+886-2172-1322



Trace: 1

Line	Freq	Level	Read	Limit	Over	Remark	Pol/Phase	Note
	MHz	dBuV	Factor	Line	Limit			
		dBuV	dB	dBuV	dB			
1	0.49	5.81	-3.82	9.63	46.15	-40.34	Average	line1
2	0.49	9.20	-0.83	9.63	56.15	-46.95	QP	line1
3	0.79	5.58	-4.06	9.64	46.00	-40.42	Average	line1
4	0.79	9.95	0.31	9.64	56.00	-46.05	QP	line1
5	2.56	5.35	-4.31	9.66	46.00	-40.65	Average	line1
6	2.56	16.93	9.27	9.66	56.00	-37.07	QP	line1
7	4.42	6.07	-3.62	9.69	46.00	-39.93	Average	line1
8	4.42	19.46	9.77	9.69	56.00	-36.54	QP	line1
9	17.08	15.12	5.35	9.77	50.00	-34.88	Average	line1
10	17.08	21.11	11.34	9.77	60.00	-38.89	QP	line1
11	25.83	26.42	16.68	9.74	50.00	-23.58	Average	line1
12	25.83	31.72	21.98	9.74	60.00	-28.28	QP	line1



Trace: 1

Line	Freq	Level	Read	Limit	Over	Remark	Pol/Phase	Note
	MHz	dBuV	Factor	Line	Limit			
		dBuV	dB	dBuV	dB			
1	0.72	5.60	-4.03	9.63	46.00	-40.40	Average	neutral
2	0.72	9.80	0.17	9.63	56.00	-46.20	QP	neutral
3	0.98	5.58	-4.06	9.64	46.00	-40.42	Average	neutral
4	0.98	8.73	-0.91	9.64	56.00	-47.27	QP	neutral
5	3.64	5.56	-4.13	9.69	46.00	-40.44	Average	neutral
6	3.64	16.88	7.19	9.69	56.00	-39.12	QP	neutral
7	3.83	5.82	-3.87	9.69	46.00	-40.18	Average	neutral
8	3.83	20.16	10.47	9.69	56.00	-35.84	QP	neutral
9	16.41	15.42	5.58	9.84	50.00	-34.58	Average	neutral
10	16.41	20.13	10.29	9.84	60.00	-39.87	QP	neutral
11	25.20	26.71	16.84	9.87	50.00	-23.29	Average	neutral
12	25.20	31.78	21.91	9.87	60.00	-28.22	QP	neutral

# Appendix C: Test Results of Radiated Spurious Emissions for 2<sup>nd</sup>

## Source of WFI32E02UC

### Band Edges, 2.31GHz ~ 2.9GHz

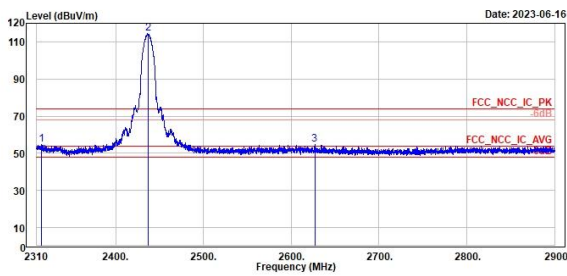
#### 802.11b

##### Middle Channel (Horizontal) Peak

##### Middle Channel (Vertical) Peak



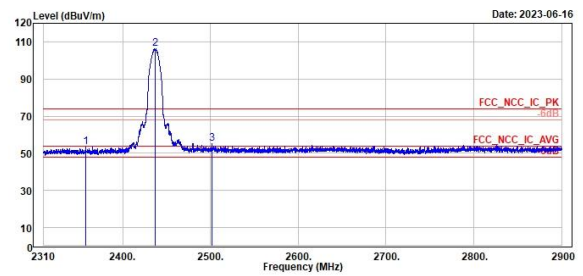
TÜV Rheinland Taiwan Ltd.  
No. 458-18, Sec 2, Fenliao, Linkou Dist., New Taipei City 244, Taiwan(R.O.C.)  
Tel: +886-2172-1000 Fax: +886-2172-1322



Peak	Freq (MHz)	Level (dBuV/m)	Read Level (dBuV)	Factor (dB/m)	Limit (dBuV/m)	Over Limit (dB)	APos (cm)	TPos (deg)	Remark	Pol/Phase	Note
1	2315.31	54.05	17.95	36.90	74.00	-19.15	291	75	Peak	Horizontal	
2 *	2437.00	114.33	76.91	37.42	74.00	40.33	291	75	Peak	Horizontal	
3	2626.71	54.95	17.32	37.63	74.00	-19.05	291	75	Peak	Horizontal	



TÜV Rheinland Taiwan Ltd.  
No. 458-18, Sec 2, Fenliao, Linkou Dist., New Taipei City 244, Taiwan(R.O.C.)  
Tel: +886-2172-1000 Fax: +886-2172-1322



Peak	Freq (MHz)	Level (dBuV/m)	Read Level (dBuV)	Factor (dB/m)	Limit (dBuV/m)	Over Limit (dB)	APos (cm)	TPos (deg)	Remark	Pol/Phase	Note
1	2357.67	53.18	15.98	37.20	74.00	-20.82	243	155	Peak	Vertical	
2 *	2437.00	106.28	68.86	37.42	74.00	32.28	243	155	Peak	Vertical	
3	2501.75	55.41	17.86	37.55	74.00	-18.59	243	155	Peak	Vertical	

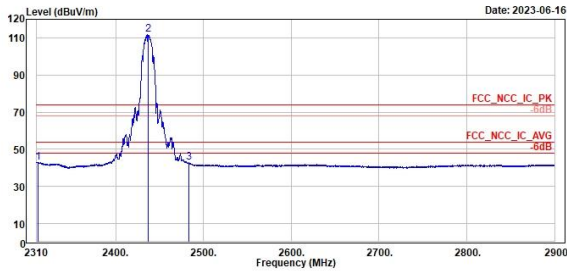
802.11b

Middle Channel (Horizontal) Average

Middle Channel (Vertical) Average



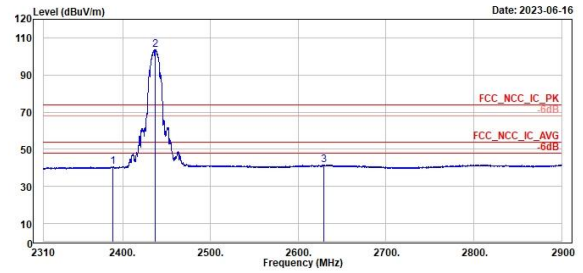
TUV Rheinland Taiwan Ltd.  
No. 458-18, Sec 2, Fenliao, Linkou Dist., New Taipei City 244, Taiwan(R.O.C.)  
Tel: +886-2172-1000 Fax: +886-2172-1322



1	2	3
MHz	Level (dBuV/m)	Read Level (dBuV)
2311.77	43.07	6.21
2437.00	111.71	74.29
2483.46	42.70	5.16



TUV Rheinland Taiwan Ltd.  
No. 458-18, Sec 2, Fenliao, Linkou Dist., New Taipei City 244, Taiwan(R.O.C.)  
Tel: +886-2172-1000 Fax: +886-2172-1322



1	2	3
MHz	Level (dBuV/m)	Read Level (dBuV)
2388.04	40.46	3.29
2437.00	103.78	66.36
2629.43	41.71	4.09

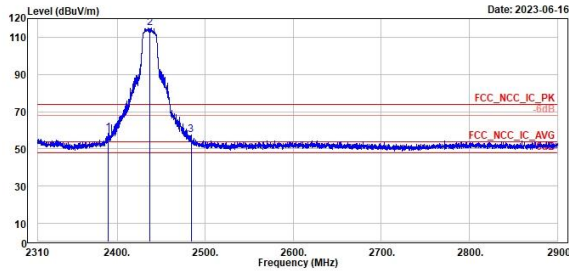
802.11g

Middle Channel (Horizontal) Peak

Middle Channel (Vertical) Peak



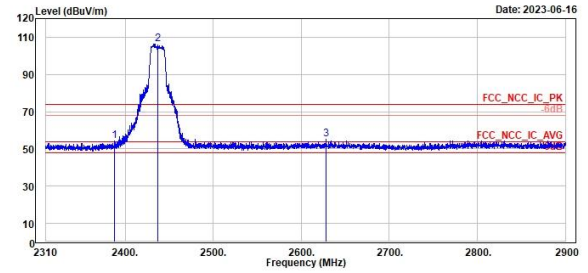
TÜV Rheinland Taiwan Ltd.  
No. 458-18, Sec. 2, Fenliao, Linkou Dist., New Taipei City 244, Taiwan(R.O.C.)  
Tel: +886-2172-1000 Fax: +886-2172-1322



1	2	3
2389.53	2437.00	2483.93
58.25	114.86	57.57
21.08	77.44	20.03
37.17	37.42	37.54
74.00	74.00	74.00
-15.75	40.86	-16.43
292	292	292
74 Peak	74 Peak	74 Peak
Horizontal	Horizontal	Horizontal



TÜV Rheinland Taiwan Ltd.  
No. 458-18, Sec. 2, Fenliao, Linkou Dist., New Taipei City 244, Taiwan(R.O.C.)  
Tel: +886-2172-1000 Fax: +886-2172-1322



1	2	3
2387.88	2437.00	2628.48
54.09	106.46	55.01
16.92	69.04	17.39
37.17	37.42	37.62
74.00	74.00	74.00
-19.91	32.46	-18.99
376	376	376
155 Peak	155 Peak	155 Peak
Vertical	Vertical	Vertical

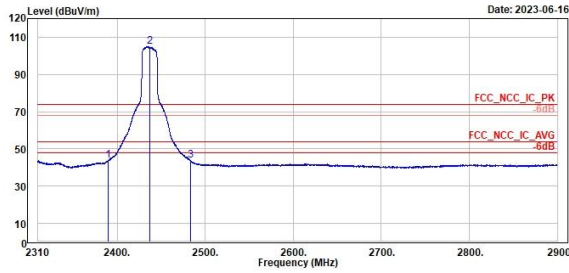
802.11g

Middle Channel (Horizontal) Average

Middle Channel (Vertical) Average



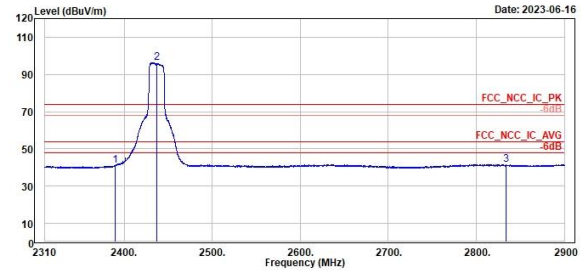
TUV Rheinland Taiwan Ltd.  
No. 458-18, Sec. 2, Fenhiao, Linkou Dist., New Taipei City 244, Taiwan(R.O.C.)  
Tel: +886-2172-1000 Fax: +886-2172-1322



Freq	Level	Read	Limit	Over	APos	TPos	Remark	Pol/Phase	Note
MHz	dBuV/m	dBuV	dB/m	dBuV/m	dB	cm	deg		
1	2398.00	43.79	6.62	37.17	54.00	-10.21	292	74 Average	Horizontal
2 *	2437.00	105.07	67.65	37.42	54.00	51.07	292	74 Average	Horizontal
3	2483.46	43.83	6.29	37.54	54.00	-10.17	292	74 Average	Horizontal



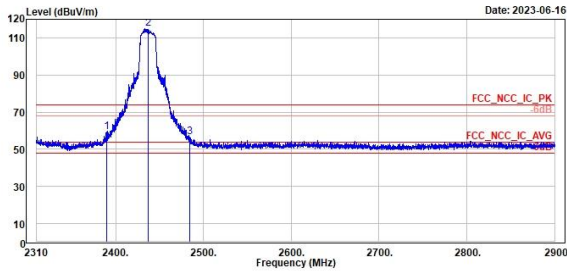
TUV Rheinland Taiwan Ltd.  
No. 458-18, Sec. 2, Fenhiao, Linkou Dist., New Taipei City 244, Taiwan(R.O.C.)  
Tel: +886-2172-1000 Fax: +886-2172-1322



Freq	Level	Read	Limit	Over	APos	TPos	Remark	Pol/Phase	Note
MHz	dBuV/m	dBuV	dB/m	dBuV/m	dB	cm	deg		
1	2398.00	41.22	4.05	37.17	54.00	-12.78	376	155 Average	Vertical
2 *	2437.00	96.36	58.94	37.42	54.00	42.36	376	155 Average	Vertical
3	2833.45	41.58	3.81	37.77	54.00	-12.42	376	155 Average	Vertical

**802.11n HT20**
**Middle Channel (Horizontal) Peak**
**Middle Channel (Vertical) Peak**

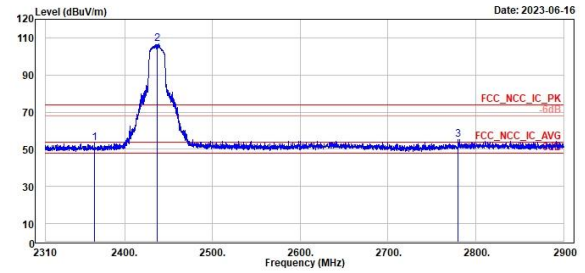

TÜV Rheinland Taiwan Ltd.  
 No. 458-18, Sec 2, Fenliao, Linkou Dist., New Taipei City 244, Taiwan(R.O.C.)  
 Tel: +886-2172-1000 Fax: +886-2172-1322



1	2	3
2389.41	2437.00	2484.05
59.53	115.13	56.59
22.36	77.71	19.05
37.17	37.42	37.54
74.00	74.00	74.00
-14.47	41.13	-17.41
291	291	291
77	77	77
Peak	Peak	Peak
Horizontal	Horizontal	Horizontal



TÜV Rheinland Taiwan Ltd.  
 No. 458-18, Sec 2, Fenliao, Linkou Dist., New Taipei City 244, Taiwan(R.O.C.)  
 Tel: +886-2172-1000 Fax: +886-2172-1322



1	2	3
2366.17	2437.00	2779.88
53.60	106.55	55.38
16.40	69.13	17.82
37.20	37.42	37.56
74.00	74.00	74.00
-20.40	32.55	-18.62
242	242	242
155	155	155
Peak	Peak	Peak
Vertical	Vertical	Vertical

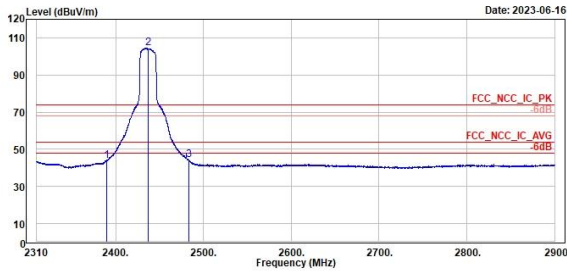
802.11n HT20

Middle Channel (Horizontal) Average

Middle Channel (Vertical) Average



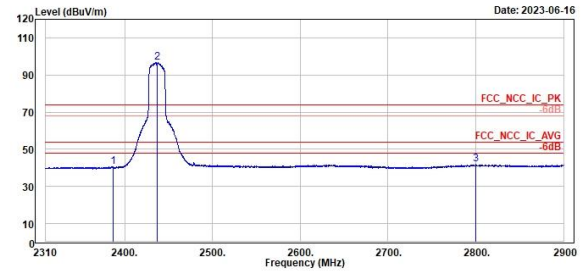
TUV Rheinland Taiwan Ltd.  
No. 458-18, Sec 2, Fenliao, Linkou Dist., New Taipei City 244, Taiwan(R.O.C.)  
Tel: +886-2172-1000 Fax: +886-2172-1322



1	2	3							
Freq	Level	Read	Limit	Over	APos	TPos	Remark	Pol/Phase	Note
MHz	dBuV/m	dBuV	dB/m	dBuV/m	dB	cm	deg		
2389.89	43.89	6.72	37.17	54.00	-10.11	291	77 Average	Horizontal	
2437.00	104.66	67.24	37.42	54.00	50.66	291	77 Average	Horizontal	
2483.46	44.03	6.49	37.54	54.00	-9.97	291	77 Average	Horizontal	



TUV Rheinland Taiwan Ltd.  
No. 458-18, Sec 2, Fenliao, Linkou Dist., New Taipei City 244, Taiwan(R.O.C.)  
Tel: +886-2172-1000 Fax: +886-2172-1322



1	2	3							
Freq	Level	Read	Limit	Over	APos	TPos	Remark	Pol/Phase	Note
MHz	dBuV/m	dBuV	dB/m	dBuV/m	dB	cm	deg		
2386.58	40.52	3.34	37.18	54.00	-13.48	242	155 Average	Vertical	
2437.00	96.78	59.36	37.42	54.00	42.78	242	155 Average	Vertical	
2799.58	41.76	4.02	37.74	54.00	-12.24	242	155 Average	Vertical	

Spurious Emissions, Tx Mode, 9kHz ~ 30MHz

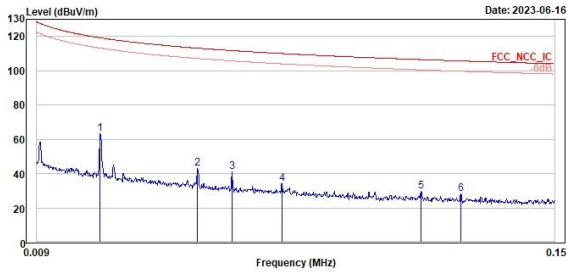
802.11b

Middle Channel 9kHz~150kHz(Open)

Middle Channel 150kHz~30MHz(Open)



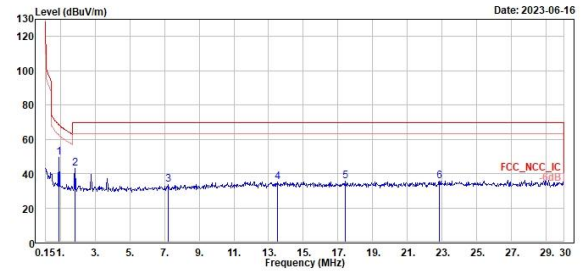
TUV Rheinland Taiwan Ltd.  
No. 458-18, Sec 2, Fenliao, Linkou Dist., New Taipei City 244, Taiwan(R.O.C.)  
Tel: +886-2172-1000 Fax: +886-2172-1322



Peak	Freq (MHz)	Level (dBuV/m)	Read Level (dBuV)	Factor (dB/m)	Limit Line (dBuV/m)	Over Limit (dB)	APos (cm)	TPos (deg)	Remark	Pol/Phase	Note
1	0.03	63.10	44.16	18.94	119.18	-56.08	100	42	Peak	Open	
2	0.05	43.17	24.12	19.05	113.13	-69.96	100	252	Peak	Open	
3	0.06	40.96	22.13	18.83	111.72	-70.76	100	227	Peak	Open	
4	0.08	33.94	15.44	18.50	110.00	-76.06	100	250	Peak	Open	
5	0.11	29.83	11.86	17.97	106.49	-76.66	100	77	Peak	Open	
6	0.12	28.27	10.25	18.02	105.70	-77.43	100	306	Peak	Open	



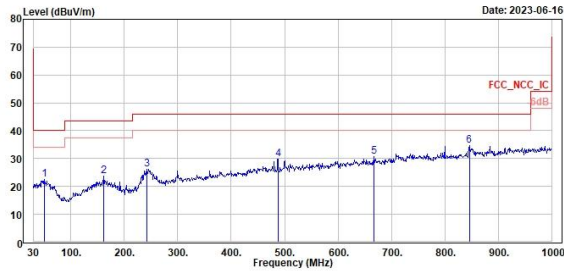
TUV Rheinland Taiwan Ltd.  
No. 458-18, Sec 2, Fenliao, Linkou Dist., New Taipei City 244, Taiwan(R.O.C.)  
Tel: +886-2172-1000 Fax: +886-2172-1322



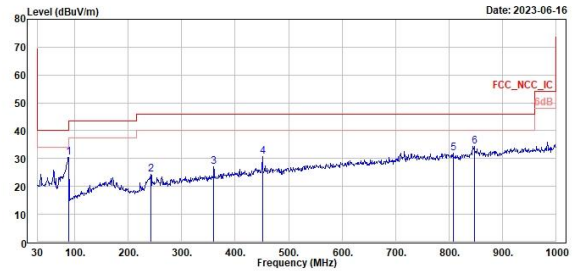
Peak	Freq (MHz)	Level (dBuV/m)	Read Level (dBuV)	Factor (dB/m)	Limit Line (dBuV/m)	Over Limit (dB)	APos (cm)	TPos (deg)	Remark	Pol/Phase	Note
1	0.93	49.23	30.20	19.03	68.27	-19.04	100	141	Peak	Open	
2	1.85	43.11	23.81	19.30	69.50	-26.39	100	141	Peak	Open	
3	7.22	33.37	13.02	20.35	69.50	-36.13	100	32	Peak	Open	
4	13.49	35.30	13.57	21.73	69.50	-34.20	100	182	Peak	Open	
5	17.40	35.55	13.56	21.99	69.50	-33.95	100	93	Peak	Open	
6	22.84	35.48	13.29	22.19	69.50	-34.02	100	163	Peak	Open	



**Spurious Emissions, Tx Mode, 30MHz ~ 1GHz**
**802.11b**
**Middle Channel (Horizontal)**
**Middle Channel (Vertical)**

 TÜV Rheinland Taiwan Ltd.  
 No. 458-18, Sec 2, Fenliao, Linkou Dist., New Taipei City 244, Taiwan(R.O.C.)  
 Tel: +886-2172-1000 Fax: +886-2172-1322


Peak	Freq (MHz)	Level (dBuV/m)	Read Level (dBuV)	Factor (dB/m)	Limit Line (dBuV/m)	Over Limit (dB)	APos (cm)	TPos (deg)	Remark	Pol/Phase	Note
1	59.37	22.51	28.16	-5.65	48.00	-17.49	300	69	Peak	Horizontal	
2	161.92	23.74	29.44	-5.70	43.50	-19.76	300	296	Peak	Horizontal	
3	241.46	26.27	32.84	-6.57	46.00	-19.73	300	308	Peak	Horizontal	
4	487.84	29.94	31.81	-1.87	46.00	-16.06	200	229	Peak	Horizontal	
5	667.29	30.84	29.49	1.35	46.00	-15.16	200	157	Peak	Horizontal	
6	845.77	34.60	30.50	4.10	46.00	-11.40	100	253	Peak	Horizontal	


 TÜV Rheinland Taiwan Ltd.  
 No. 458-18, Sec 2, Fenliao, Linkou Dist., New Taipei City 244, Taiwan(R.O.C.)  
 Tel: +886-2172-1000 Fax: +886-2172-1322


Peak	Freq (MHz)	Level (dBuV/m)	Read Level (dBuV)	Factor (dB/m)	Limit Line (dBuV/m)	Over Limit (dB)	APos (cm)	TPos (deg)	Remark	Pol/Phase	Note
1	88.20	30.56	42.64	-12.08	43.50	-12.94	300	350	Peak	Vertical	
2	241.46	24.42	30.99	-6.57	46.00	-21.58	300	239	Peak	Vertical	
3	359.80	27.12	30.68	-3.56	46.00	-18.88	200	151	Peak	Vertical	
4	458.98	30.62	32.64	-2.02	46.00	-15.38	100	286	Peak	Vertical	
5	807.94	32.00	28.69	3.31	46.00	-14.00	300	206	Peak	Vertical	
6	847.71	34.43	30.34	4.09	46.00	-11.57	300	130	Peak	Vertical	

Spurious Emissions, Tx Mode, 1GHz ~ 26.5GHz

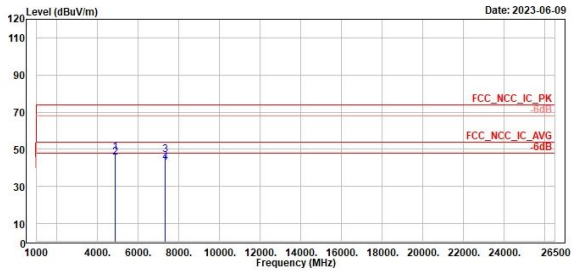
802.11b

Middle Channel (Horizontal)

Middle Channel (Vertical)



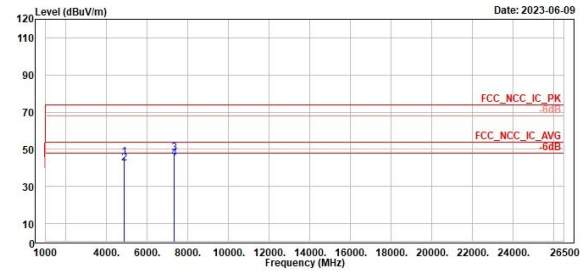
TUV Rheinland Taiwan Ltd.  
No. 458-18, Sec 2, Fenliao, Linkou Dist., New Taipei City 244, Taiwan(R.O.C.)  
Tel: +886-2172-1000 Fax: +886-2172-1322



1	2	3	4						
110 Peak	110 Average	298 Peak	298 Average						
4874.00	45.65	53.50	-7.85	74.00	-8.35	100	110	Horizontal	
4874.00	48.32	56.17	-7.85	74.00	-25.68	100	110	Peak	Horizontal
7311.00	46.90	52.45	-5.55	74.00	-27.10	100	298	Peak	Horizontal
7311.00	43.03	48.58	-5.55	74.00	-10.97	100	298	Average	Horizontal



TUV Rheinland Taiwan Ltd.  
No. 458-18, Sec 2, Fenliao, Linkou Dist., New Taipei City 244, Taiwan(R.O.C.)  
Tel: +886-2172-1000 Fax: +886-2172-1322



1	2	3	4						
360 Peak	360 Average	95 Peak	95 Average						
4874.00	42.25	50.10	-7.85	74.00	-11.75	356	360	Peak	Vertical
4874.00	45.77	53.62	-7.85	74.00	-28.23	356	360	Peak	Vertical
7311.00	47.84	53.39	-5.55	74.00	-26.16	100	95	Peak	Vertical
7311.00	44.95	50.50	-5.55	74.00	-9.05	100	95	Average	Vertical

802.11g

Middle Channel (Horizontal)

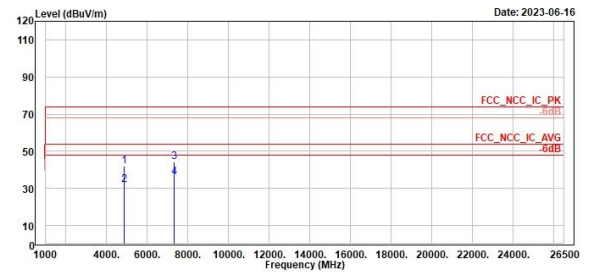
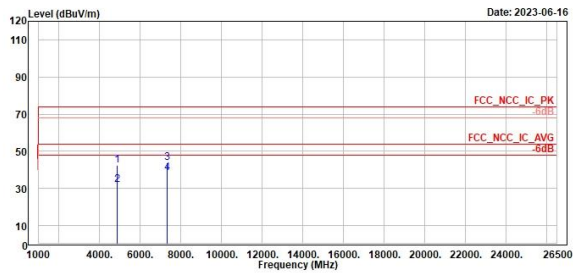
Middle Channel (Vertical)



TUV Rheinland Taiwan Ltd.  
No. 458-18, Sec 2, Fenliao, Linkou Dist., New Taipei City 244, Taiwan(R.O.C.)  
Tel:+886-2172-1000 Fax:+886-2172-1322



TUV Rheinland Taiwan Ltd.  
No. 458-18, Sec 2, Fenliao, Linkou Dist., New Taipei City 244, Taiwan(R.O.C.)  
Tel:+886-2172-1000 Fax:+886-2172-1322



Line	Freq	Level	Read Level	Factor	Limit Line	Over Limit	APos	TPos	Remark	Pol/Phase	Note
	MHz	dBuV/m	dBuV	dB/m	dBuV/m	dB	cm	deg			
1	4874.00	42.65	51.68	-9.03	74.00	-31.35	300	289	Peak	Horizontal	
2	4874.00	31.94	40.97	-9.03	54.00	-22.06	300	289	Average	Horizontal	
3	7311.00	43.82	50.89	-7.07	74.00	-30.18	353	11	Peak	Horizontal	
4	7311.00	38.32	45.39	-7.07	54.00	-15.68	353	11	Average	Horizontal	

Line	Freq	Level	Read Level	Factor	Limit Line	Over Limit	APos	TPos	Remark	Pol/Phase	Note
	MHz	dBuV/m	dBuV	dB/m	dBuV/m	dB	cm	deg			
1	4874.00	41.92	50.95	-9.03	74.00	-32.08	283	360	Peak	Vertical	
2	4874.00	32.16	41.19	-9.03	54.00	-21.84	283	360	Average	Vertical	
3	7311.00	44.27	51.34	-7.07	74.00	-29.73	300	319	Peak	Vertical	
4	7311.00	36.22	43.29	-7.07	54.00	-17.78	300	319	Average	Vertical	

802.11n HT20

Middle Channel (Horizontal)

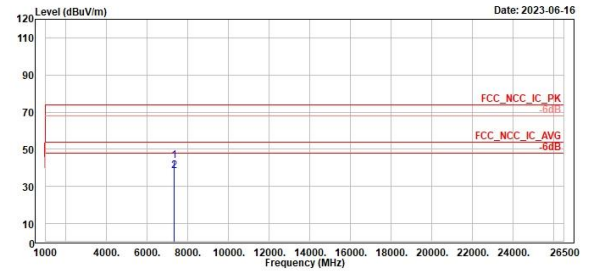
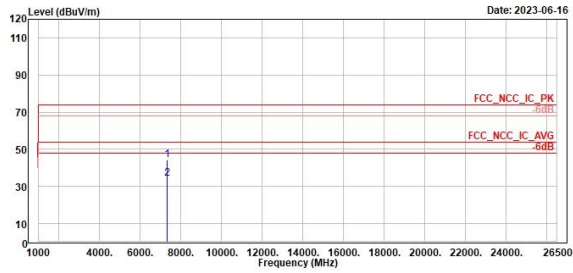
Middle Channel (Vertical)



TUV Rheinland Taiwan Ltd.  
No. 458-18, Sec 2, Fenliao, Linkou Dist., New Taipei City 244, Taiwan(R.O.C.)  
Tel: +886-2172-1000 Fax: +886-2172-1322



TUV Rheinland Taiwan Ltd.  
No. 458-18, Sec 2, Fenliao, Linkou Dist., New Taipei City 244, Taiwan(R.O.C.)  
Tel: +886-2172-1000 Fax: +886-2172-1322



Freq	Level	Read Level	Factor	Limit Line	Over Limit	APos	TPos	Remark	Pol/Phase	Note
MHz	dBuV/m	dBuV	dB/m	dBuV/m	dB	cm	deg			
1	7311.00	44.13	51.20	-7.07	74.00	-29.87	180	360 Peak	Horizontal	
2	7311.00	34.12	41.19	-7.07	54.00	-19.88	180	360 Average	Horizontal	

Freq	Level	Read Level	Factor	Limit Line	Over Limit	APos	TPos	Remark	Pol/Phase	Note
MHz	dBuV/m	dBuV	dB/m	dBuV/m	dB	cm	deg			
1	7311.00	44.00	51.07	-7.07	74.00	-30.00	180	42 Peak	Vertical	
2	7311.00	38.12	45.19	-7.07	54.00	-15.88	180	42 Average	Vertical	

# Appendix D: Test Results of Radiated Spurious Emissions & Mains

## Conducted Emission Test for WFI32E02UE

### Band Edges, 2.31GHz ~ 2.9GHz

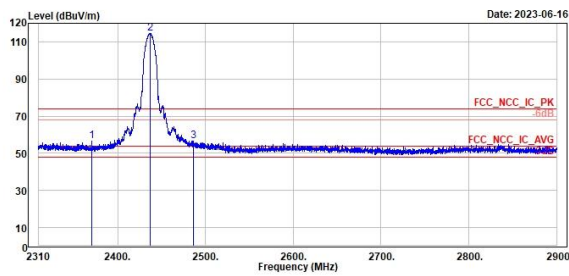
#### 802.11b

##### Middle Channel (Horizontal) Peak

##### Middle Channel (Vertical) Peak



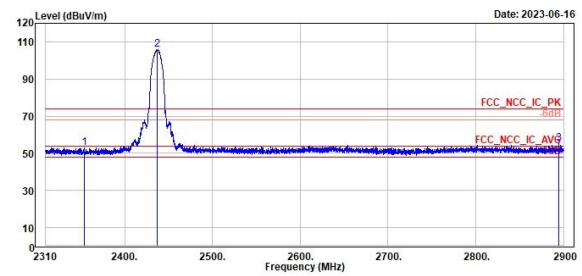
TUV Rheinland Taiwan Ltd.  
No. 458-18, Sec 2, Fenliao, Linkou Dist., New Taipei City 244, Taiwan(R.O.C.)  
Tel:+886-2172-1000 Fax:+886-2172-1322



Peak	Freq (MHz)	Level (dBuV/m)	Read Level (dBuV)	Factor (dB/m)	Limit (dBuV/m)	Over Limit (dB)	APos (cm)	TPos (deg)	Remark	Pol/Phase	Note
1	2370.30	56.41	19.22	37.19	74.00	-17.59	290	305	Peak	Horizontal	
2 *	2437.00	114.64	77.22	37.42	74.00	40.64	290	305	Peak	Horizontal	
3	2486.17	56.73	19.18	37.55	74.00	-17.27	290	305	Peak	Horizontal	



TUV Rheinland Taiwan Ltd.  
No. 458-18, Sec 2, Fenliao, Linkou Dist., New Taipei City 244, Taiwan(R.O.C.)  
Tel:+886-2172-1000 Fax:+886-2172-1322



Peak	Freq (MHz)	Level (dBuV/m)	Read Level (dBuV)	Factor (dB/m)	Limit (dBuV/m)	Over Limit (dB)	APos (cm)	TPos (deg)	Remark	Pol/Phase	Note
1	2353.90	53.11	15.91	37.20	74.00	-20.89	368	156	Peak	Vertical	
2 *	2437.00	105.00	68.38	37.42	74.00	31.00	368	156	Peak	Vertical	
3	2894.22	55.00	17.09	37.91	74.00	-19.00	368	156	Peak	Vertical	

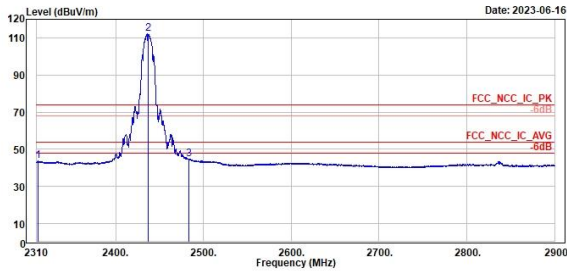
802.11b

Middle Channel (Horizontal) Average

Middle Channel (Vertical) Average



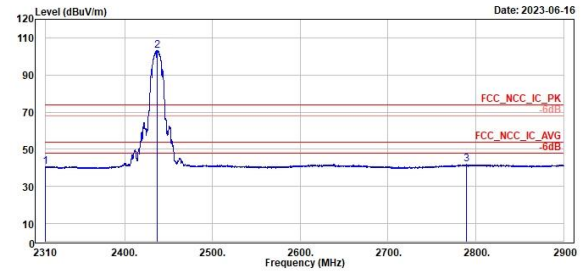
TÜV Rheinland Taiwan Ltd.  
No. 458-18, Sec 2, Fenliao, Linkou Dist., New Taipei City 244, Taiwan(R.O.C.)  
Tel: +886-2172-1000 Fax: +886-2172-1322



1	2	3							
MHz	Level dBuV/m	Read Level Factor	Limit Line	Over Limit	APos	TPos	Remark	Pol/Phase	Note
2311.38	43.59	6.73 36.86	54.00	-10.41	290	305	Average	Horizontal	
2437.00	112.10	74.68 37.42	54.00	58.10	290	305	Average	Horizontal	
2483.70	44.91	7.37 37.54	54.00	-9.09	290	305	Average	Horizontal	



TÜV Rheinland Taiwan Ltd.  
No. 458-18, Sec 2, Fenliao, Linkou Dist., New Taipei City 244, Taiwan(R.O.C.)  
Tel: +886-2172-1000 Fax: +886-2172-1322



1	2	3							
MHz	Level dBuV/m	Read Level Factor	Limit Line	Over Limit	APos	TPos	Remark	Pol/Phase	Note
2310.00	40.79	3.04 36.85	54.00	-13.21	368	156	Average	Vertical	
2437.00	103.30	65.68 37.42	54.00	49.30	368	156	Average	Vertical	
2789.55	41.81	4.16 37.65	54.00	-12.19	368	156	Average	Vertical	

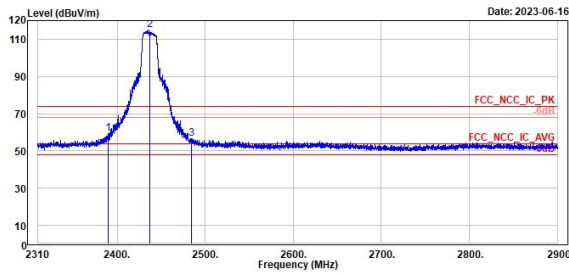
802.11g

Middle Channel (Horizontal) Peak

Middle Channel (Vertical) Peak



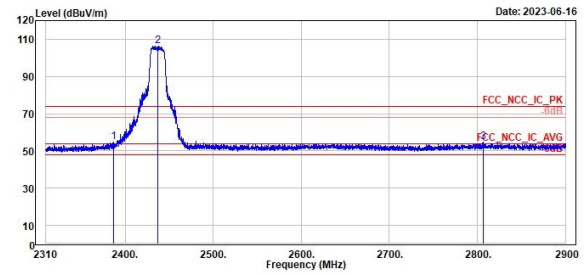
TÜV Rheinland Taiwan Ltd.  
No. 458-18, Sec. 2, Fenliao, Linkou Dist., New Taipei City 244, Taiwan(R.O.C.)  
Tel: +886-2172-1000 Fax: +886-2172-1322



Freq	Level	Read Level	Factor	Limit Line	Over Limit	APos	TPos	Remark	Pol/Phase	Note
MHz	dBuV/m	dBuV	dB/m	dBuV/m	dB	cm	deg			
1	2389.53	59.14	21.97	37.17	74.00	-14.86	232	302 Peak	Horizontal	
2 *	2437.00	115.08	77.66	37.42	74.00	41.08	232	302 Peak	Horizontal	
3	2484.40	56.59	19.05	37.54	74.00	-17.41	232	302 Peak	Horizontal	



TÜV Rheinland Taiwan Ltd.  
No. 458-18, Sec. 2, Fenliao, Linkou Dist., New Taipei City 244, Taiwan(R.O.C.)  
Tel: +886-2172-1000 Fax: +886-2172-1322



Freq	Level	Read Level	Factor	Limit Line	Over Limit	APos	TPos	Remark	Pol/Phase	Note
MHz	dBuV/m	dBuV	dB/m	dBuV/m	dB	cm	deg			
1	2387.29	54.55	17.37	37.18	74.00	-19.45	377	156 Peak	Vertical	
2 *	2437.00	106.46	69.04	37.42	74.00	32.46	377	156 Peak	Vertical	
3	2806.43	54.93	17.19	37.74	74.00	-19.07	377	156 Peak	Vertical	

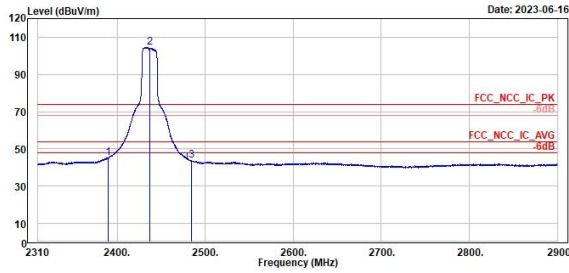
802.11g

Middle Channel (Horizontal) Average

Middle Channel (Vertical) Average



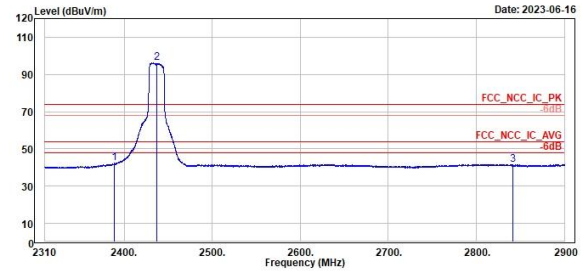
TUV Rheinland Taiwan Ltd.  
No. 458-18, Sec. 2, Fenhiao, Linkou Dist., New Taipei City 244, Taiwan(R.O.C.)  
Tel: +886-2172-1000 Fax: +886-2172-1322



Freq	Level	Read Level	Factor	Limit Line	Over Limit	APos	TPos	Remark	Pol/Phase	Note
MHz	dBuV/m	dBuV	dB/m	dBuV/m	dB	cm	deg			
1	2389.53	45.15	7.98	37.17	54.00	-8.85	232	302 Average	Horizontal	
2 *	2437.00	104.46	67.04	37.42	54.00	50.46	232	302 Average	Horizontal	
3	2484.29	43.77	6.23	37.54	54.00	-10.23	232	302 Average	Horizontal	



TUV Rheinland Taiwan Ltd.  
No. 458-18, Sec. 2, Fenhiao, Linkou Dist., New Taipei City 244, Taiwan(R.O.C.)  
Tel: +886-2172-1000 Fax: +886-2172-1322



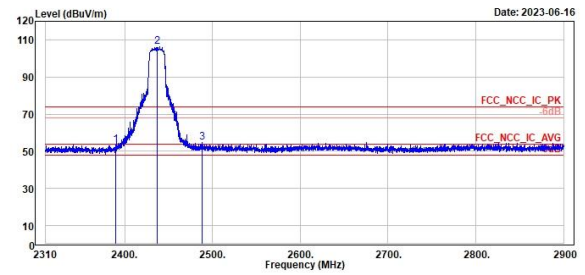
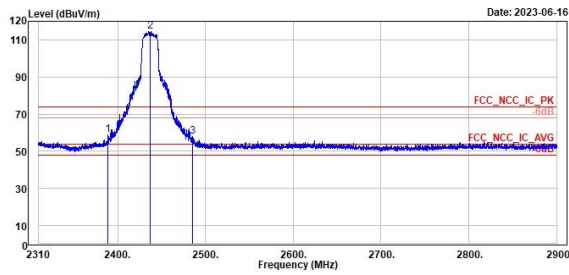
Freq	Level	Read Level	Factor	Limit Line	Over Limit	APos	TPos	Remark	Pol/Phase	Note
MHz	dBuV/m	dBuV	dB/m	dBuV/m	dB	cm	deg			
1	2389.18	42.37	5.20	37.17	54.00	-11.63	377	156 Average	Vertical	
2 *	2437.00	96.10	58.68	37.42	54.00	42.10	377	156 Average	Vertical	
3	2841.83	41.71	3.94	37.77	54.00	-12.29	377	156 Average	Vertical	



802.11n HT20

Middle Channel (Horizontal) Peak

Middle Channel (Vertical) Peak



Peak	Freq (MHz)	Level (dBuV/m)	Read Level (dBuV)	Factor (dB/m)	Limit Line (dBuV/m)	Over Limit (dB)	APos (cm)	TPos (deg)	Remark	Pol/Phase	Note
1	2388.94	58.73	21.56	37.17	74.00	-15.27	293	76	Peak	Horizontal	
2 *	2437.00	114.57	77.15	37.42	74.00	40.57	293	76	Peak	Horizontal	
3	2484.99	57.89	20.35	37.54	74.00	-16.11	293	76	Peak	Horizontal	

Peak	Freq (MHz)	Level (dBuV/m)	Read Level (dBuV)	Factor (dB/m)	Limit Line (dBuV/m)	Over Limit (dB)	APos (cm)	TPos (deg)	Remark	Pol/Phase	Note
1	2389.89	53.57	16.40	37.17	74.00	-20.43	368	157	Peak	Vertical	
2 *	2437.00	106.24	68.82	37.42	74.00	32.24	368	157	Peak	Vertical	
3	2487.83	54.72	17.17	37.55	74.00	-19.28	368	157	Peak	Vertical	

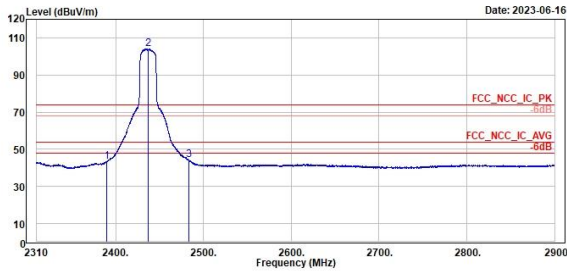
802.11n HT20

Middle Channel (Horizontal) Average

Middle Channel (Vertical) Average



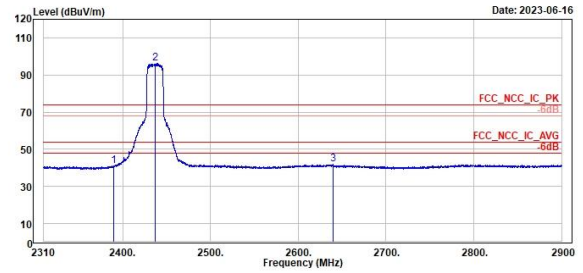
TUV Rheinland Taiwan Ltd.  
No. 458-18, Sec 2, Fenliao, Linkou Dist., New Taipei City 244, Taiwan(R.O.C.)  
Tel: +886-2172-1000 Fax: +886-2172-1322



Freq	Level	Read Level	Factor	Limit Line	Over Limit	APos	TPos	Remark	Pol/Phase	Note
MHz	dBuV/m	dBuV	dB/m	dBuV/m	dB	cm	deg			
1	2389.77	43.46	6.29	37.17	54.00	-10.54	293	76 Average	Horizontal	
2 *	2437.00	104.23	66.61	37.42	54.00	50.23	293	76 Average	Horizontal	
3	2483.46	44.14	6.60	37.54	54.00	-9.86	293	76 Average	Horizontal	



TUV Rheinland Taiwan Ltd.  
No. 458-18, Sec 2, Fenliao, Linkou Dist., New Taipei City 244, Taiwan(R.O.C.)  
Tel: +886-2172-1000 Fax: +886-2172-1322



Freq	Level	Read Level	Factor	Limit Line	Over Limit	APos	TPos	Remark	Pol/Phase	Note
MHz	dBuV/m	dBuV	dB/m	dBuV/m	dB	cm	deg			
1	2389.89	40.96	3.79	37.17	54.00	-13.04	368	157 Average	Vertical	
2 *	2437.00	96.16	58.74	37.42	54.00	42.16	368	157 Average	Vertical	
3	2639.46	41.79	4.18	37.61	54.00	-12.21	368	157 Average	Vertical	

Spurious Emissions, Tx Mode, 9kHz ~ 30MHz

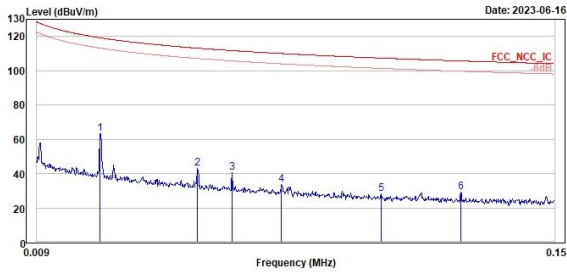
802.11b

Middle Channel 9kHz~150kHz(Open)

Middle Channel 150kHz~30MHz(Open)



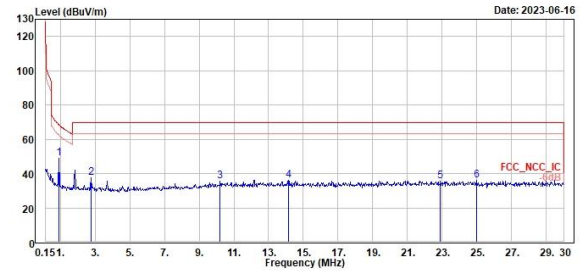
TUV Rheinland Taiwan Ltd.  
No. 458-18, Sec 2, Fenliao, Linkou Dist., New Taipei City 244, Taiwan(R.O.C.)  
Tel:+886-2172-1000 Fax:+886-2172-1322



Peak	Freq	Level	Read	Limit	Over	APos	TPos	Remark	Pol/Phase	Note
	MHz	dBuV/m	dBuV	dB/m	dBuV/m	dB	cm	deg		
1	0.03	63.31	44.37	18.94	119.18	-55.87	100	273 Peak	Open	
2	0.05	43.19	24.14	19.05	113.13	-69.94	100	170 Peak	Open	
3	0.06	40.72	21.89	18.83	111.72	-71.00	100	95 Peak	Open	
4	0.08	33.67	15.17	18.50	110.01	-76.34	100	43 Peak	Open	
5	0.10	28.06	10.13	17.93	107.36	-79.30	100	269 Peak	Open	
6	0.12	29.40	11.30	18.02	105.70	-76.30	100	169 Peak	Open	



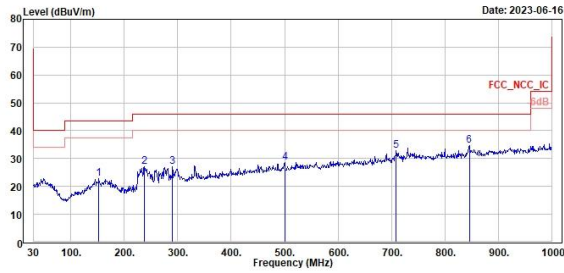
TUV Rheinland Taiwan Ltd.  
No. 458-18, Sec 2, Fenliao, Linkou Dist., New Taipei City 244, Taiwan(R.O.C.)  
Tel:+886-2172-1000 Fax:+886-2172-1322



Peak	Freq	Level	Read	Limit	Over	APos	TPos	Remark	Pol/Phase	Note
	MHz	dBuV/m	dBuV	dB/m	dBuV/m	dB	cm	deg		
1	0.93	48.78	29.75	19.03	68.27	-19.49	100	139 Peak	Open	
2	2.78	37.51	17.96	19.55	69.50	-31.99	100	133 Peak	Open	
3	10.21	35.43	13.93	21.50	69.50	-34.07	100	265 Peak	Open	
4	14.15	35.97	14.20	21.77	69.50	-33.53	100	23 Peak	Open	
5	22.90	35.64	13.45	22.19	69.50	-33.86	100	2 Peak	Open	
6	24.99	35.93	13.73	22.20	69.50	-33.57	100	118 Peak	Open	

**Spurious Emissions, Tx Mode, 30MHz ~ 1GHz**
**802.11b**
**Middle Channel (Horizontal)**
**Middle Channel (Vertical)**

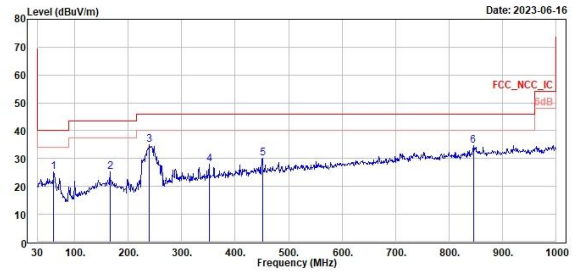

TÜV Rheinland Taiwan Ltd.  
 No. 458-18, Sec 2, Fenliao, Linkou Dist., New Taipei City 244, Taiwan(R.O.C.)  
 Tel: +886-2172-1000 Fax: +886-2172-1322



Peak	Freq (MHz)	Level (dBuV/m)	Read Level (dBuV)	Factor (dB/m)	Limit Line (dBuV/m)	Over Limit (dB)	APos (cm)	TPos (deg)	Remark	Pol/Phase	Note
1	152.22	22.67	28.67	-6.00	43.50	-20.83	100	250	Peak	Horizontal	
2	237.58	27.06	33.80	-6.74	46.00	-18.94	277	1	Peak	Horizontal	
3	289.96	27.22	32.22	-5.00	46.00	-18.78	100	220	Peak	Horizontal	
4	500.45	28.57	30.08	-1.51	46.00	-17.43	200	221	Peak	Horizontal	
5	709.00	32.91	30.70	2.21	46.00	-13.09	200	299	Peak	Horizontal	
6	845.77	34.54	30.44	4.10	46.00	-11.46	200	275	Peak	Horizontal	



TÜV Rheinland Taiwan Ltd.  
 No. 458-18, Sec 2, Fenliao, Linkou Dist., New Taipei City 244, Taiwan(R.O.C.)  
 Tel: +886-2172-1000 Fax: +886-2172-1322



Peak	Freq (MHz)	Level (dBuV/m)	Read Level (dBuV)	Factor (dB/m)	Limit Line (dBuV/m)	Over Limit (dB)	APos (cm)	TPos (deg)	Remark	Pol/Phase	Note
1	68.07	25.36	31.79	-6.43	40.00	-14.64	200	360	Peak	Vertical	
2	165.80	25.40	31.07	-5.67	43.50	-18.10	100	297	Peak	Vertical	
3	239.52	34.96	41.56	-6.60	46.00	-11.04	100	90	Peak	Vertical	
4	351.07	28.08	31.94	-3.86	46.00	-17.92	100	160	Peak	Vertical	
5	450.98	30.14	32.16	-2.02	46.00	-15.86	133	360	Peak	Vertical	
6	845.77	34.58	30.48	4.10	46.00	-11.42	135	360	Peak	Vertical	

Spurious Emissions, Tx Mode, 1GHz ~ 26.5GHz

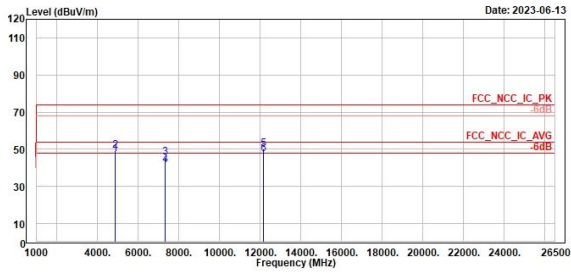
802.11b

Middle Channel (Horizontal)

Middle Channel (Vertical)



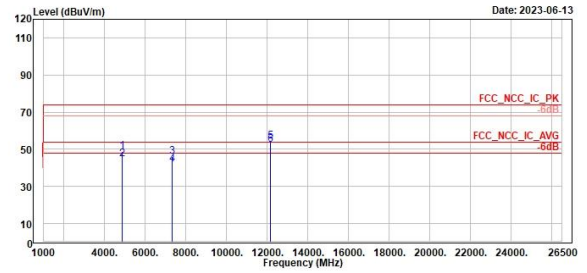
TUV Rheinland Taiwan Ltd.  
No. 458-18, Sec 2, Fenliao, Linkou Dist., New Taipei City 244, Taiwan(R.O.C.)  
Tel: +886-2172-1000 Fax: +886-2172-1322



1	2	3	4	5	6
Level	Level	Level	Level	Level	Level
Factor	Factor	Factor	Factor	Factor	Factor
Line	Line	Line	Line	Line	Line
Limit	Limit	Limit	Limit	Limit	Limit
Over	Over	Over	Over	Over	Over
Limit	Limit	Limit	Limit	Limit	Limit
APos	APos	APos	APos	APos	APos
TPos	TPos	TPos	TPos	TPos	TPos
Remark	Remark	Remark	Remark	Remark	Remark
Pol/Phase	Pol/Phase	Pol/Phase	Pol/Phase	Pol/Phase	Pol/Phase
Note	Note	Note	Note	Note	Note
MHz	dBuV/m	dBuV	dB/m	dBuV/m	dB
4874.00	47.34	56.37	-9.03	74.00	-26.66
4874.00	49.08	58.11	-9.03	54.00	-4.92
7311.00	45.63	52.70	-7.07	74.00	-28.37
7311.00	41.62	48.69	-7.07	54.00	-12.38
12185.00	50.30	50.44	-0.14	74.00	-23.70
12185.00	47.43	47.57	-0.14	54.00	-6.57



TUV Rheinland Taiwan Ltd.  
No. 458-18, Sec 2, Fenliao, Linkou Dist., New Taipei City 244, Taiwan(R.O.C.)  
Tel: +886-2172-1000 Fax: +886-2172-1322



1	2	3	4	5	6
Level	Level	Level	Level	Level	Level
Factor	Factor	Factor	Factor	Factor	Factor
Line	Line	Line	Line	Line	Line
Limit	Limit	Limit	Limit	Limit	Limit
Over	Over	Over	Over	Over	Over
Limit	Limit	Limit	Limit	Limit	Limit
APos	APos	APos	APos	APos	APos
TPos	TPos	TPos	TPos	TPos	TPos
Remark	Remark	Remark	Remark	Remark	Remark
Pol/Phase	Pol/Phase	Pol/Phase	Pol/Phase	Pol/Phase	Pol/Phase
Note	Note	Note	Note	Note	Note
MHz	dBuV/m	dBuV	dB/m	dBuV/m	dB
4874.00	48.65	57.68	-9.03	74.00	-25.35
4874.00	44.73	53.76	-9.03	54.00	-9.27
7311.00	46.22	53.29	-7.07	74.00	-27.78
7311.00	42.11	49.18	-7.07	54.00	-11.89
12185.00	54.35	54.49	-0.14	74.00	-19.65
12185.00	52.06	52.00	-0.14	54.00	-1.34

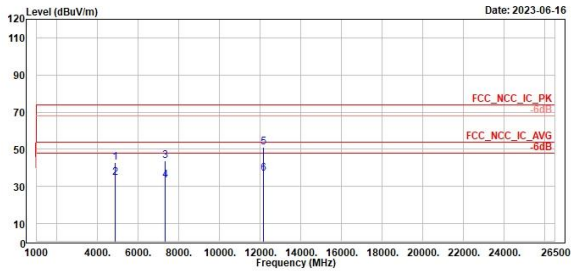
802.11g

Middle Channel (Horizontal)

Middle Channel (Vertical)



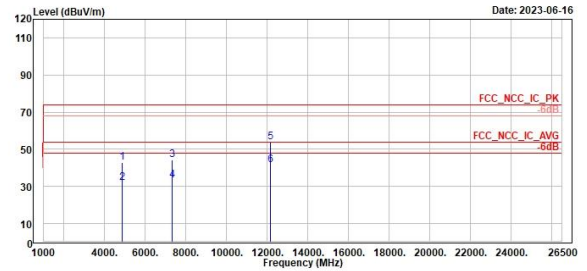
TUV Rheinland Taiwan Ltd.  
No. 458-18, Sec 2, Fenliao, Linkou Dist., New Taipei City 244, Taiwan(R.O.C.)  
Tel: +886-2172-1000 Fax: +886-2172-1322



Freq	Level	Read Level	Factor	Limit Line	Over Limit	APos	TPos	Remark	Pol/Phase	Note
MHz	dBuV/m	dBuV	dB/m	dBuV/m	dB	cm	deg			
1	4874.00	43.02	52.05	-9.03	74.00	-30.98	100	58 Peak	Horizontal	
2	4874.00	34.57	43.60	-9.03	54.00	-19.43	100	58 Average	Horizontal	
3	7311.00	43.83	50.90	-7.07	74.00	-30.17	200	61 Peak	Horizontal	
4	7311.00	33.53	40.60	-7.07	54.00	-20.47	200	61 Average	Horizontal	
5	12185.00	50.89	51.03	-0.14	74.00	-23.11	100	360 Peak	Horizontal	
6	12185.00	36.77	36.91	-0.14	54.00	-17.23	100	360 Average	Horizontal	



TUV Rheinland Taiwan Ltd.  
No. 458-18, Sec 2, Fenliao, Linkou Dist., New Taipei City 244, Taiwan(R.O.C.)  
Tel: +886-2172-1000 Fax: +886-2172-1322



Freq	Level	Read Level	Factor	Limit Line	Over Limit	APos	TPos	Remark	Pol/Phase	Note
MHz	dBuV/m	dBuV	dB/m	dBuV/m	dB	cm	deg			
1	4874.00	42.73	51.76	-9.03	74.00	-31.27	100	255 Peak	Vertical	
2	4874.00	31.73	40.76	-9.03	54.00	-22.27	100	255 Average	Vertical	
3	7311.00	44.32	51.39	-7.07	74.00	-29.68	100	225 Peak	Vertical	
4	7311.00	33.12	40.19	-7.07	54.00	-20.88	100	225 Average	Vertical	
5	12185.00	53.63	53.77	-0.14	74.00	-20.37	100	126 Peak	Vertical	
6	12185.00	41.64	41.78	-0.14	54.00	-12.36	100	126 Average	Vertical	

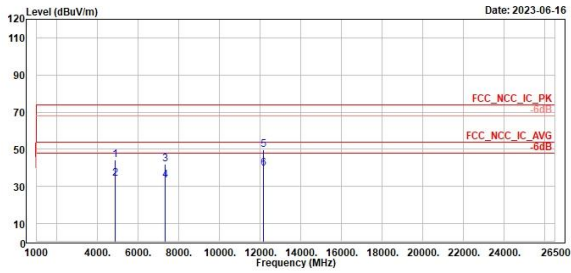
802.11n HT20

Middle Channel (Horizontal)

Middle Channel (Vertical)



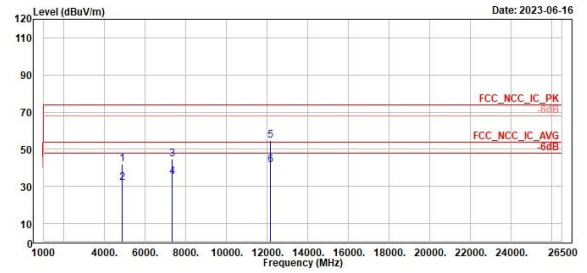
TÜV Rheinland Taiwan Ltd.  
No. 458-18, Sec 2, Fenliao, Linkou Dist., New Taipei City 244, Taiwan(R.O.C.)  
Tel: +886-2172-1000 Fax: +886-2172-1322



Read	Limit	Over	APos	TPos	Remark	Pol/Phase	Note		
Level	Line	Limit	cm	deg					
Freq	Level	Factor	Line	Limit	dB	cm	deg		
MHz	dBuV/m	dBuV	dB/m	dBuV/m	dB	cm	deg		
1	4874.00	44.37	53.40	-9.03	74.00	-29.63	300	290 Peak	Horizontal
2	4874.00	34.32	43.35	-9.03	54.00	-19.68	300	290 Average	Horizontal
3	7311.00	42.15	49.22	-7.07	74.00	-31.85	200	118 Peak	Horizontal
4	7311.00	33.51	40.58	-7.07	54.00	-20.49	200	118 Average	Horizontal
5	12185.00	49.89	50.03	-0.14	74.00	-24.11	400	193 Peak	Horizontal
6	12185.00	39.60	39.74	-0.14	54.00	-14.40	400	193 Average	Horizontal



TÜV Rheinland Taiwan Ltd.  
No. 458-18, Sec 2, Fenliao, Linkou Dist., New Taipei City 244, Taiwan(R.O.C.)  
Tel: +886-2172-1000 Fax: +886-2172-1322



Read	Limit	Over	APos	TPos	Remark	Pol/Phase	Note		
Level	Line	Limit	cm	deg					
Freq	Level	Factor	Line	Limit	dB	cm	deg		
MHz	dBuV/m	dBuV	dB/m	dBuV/m	dB	cm	deg		
1	4874.00	41.87	50.90	-9.03	74.00	-32.13	400	260 Peak	Vertical
2	4874.00	31.86	40.89	-9.03	54.00	-22.14	400	260 Average	Vertical
3	7311.00	44.75	51.82	-7.07	74.00	-29.25	112	360 Peak	Vertical
4	7311.00	35.12	42.19	-7.07	54.00	-18.88	112	360 Average	Vertical
5	12185.00	54.83	54.97	-0.14	74.00	-19.17	100	278 Peak	Vertical
6	12185.00	41.31	41.45	-0.14	54.00	-12.69	100	278 Average	Vertical