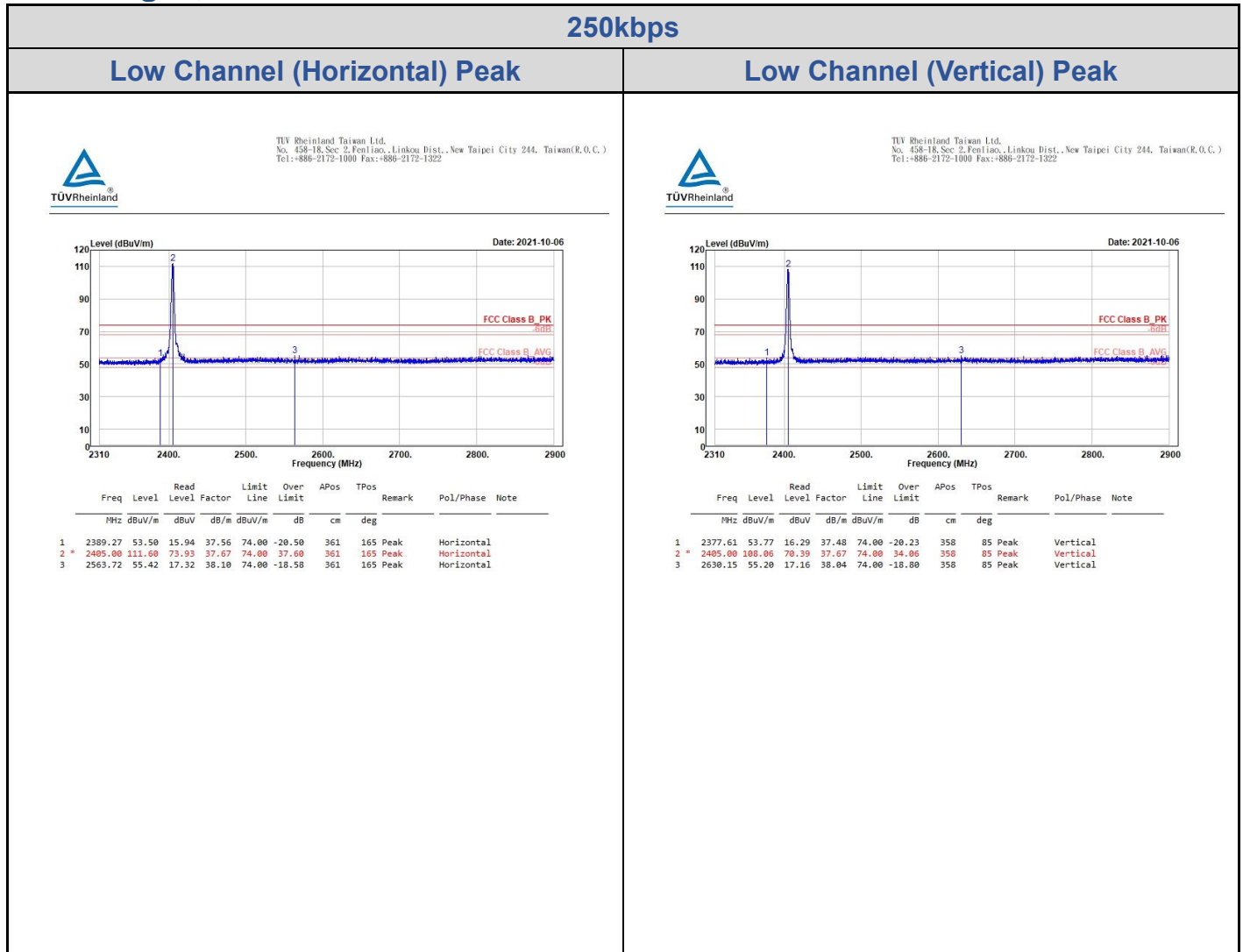


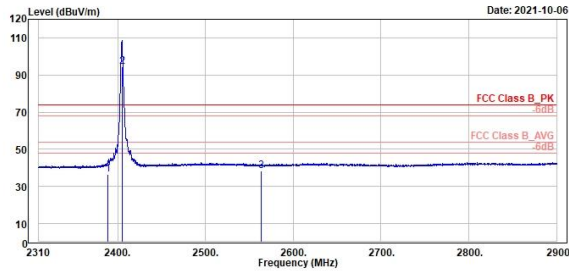
Appendix D:

Test Results of Radiated Spurious Emissions & Mains Conducted
Emission Test for ANT 4 (ECC)

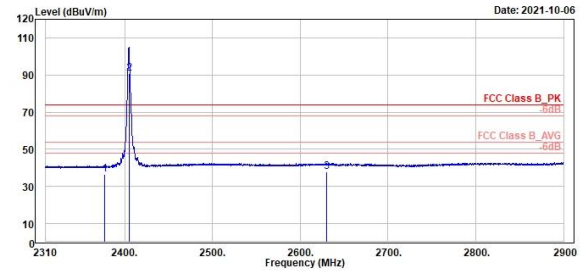
Band Edges, 2.31GHz ~ 2.9GHz



250kbps
Low Channel (Horizontal) Average
Low Channel (Vertical) Average

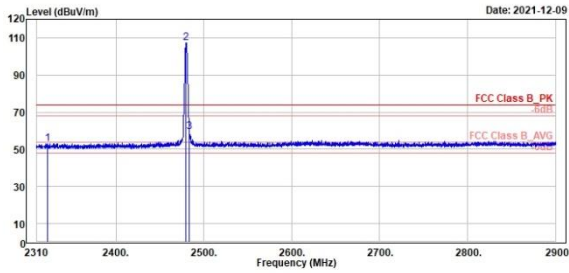
 TÜV Rheinland Taiwan Ltd.
 No. 458-18, Sec 2, Fenliao, Linkou Dist., New Taipei City 244, Taiwan(R.O.C.)
 Tel: +886-2172-1000 Fax: +886-2172-1322


1	2	3	Read Level	Factor	Limit Line	Over Limit	APos	TPos	Remark	Pol/Phase	Note
MHz	dBuV/m	dBuV	dB/m	dBuV/m	dB	cm	deg				
2389.27	36.30	-1.26	37.56	54.00	-17.70	361	165	Average	Horizontal	CF	
2485.00	94.40	56.73	37.67	54.00	40.40	361	165	Average	Horizontal	CF	
2563.72	38.23	0.13	38.10	54.00	-15.77	361	165	Average	Horizontal	CF	

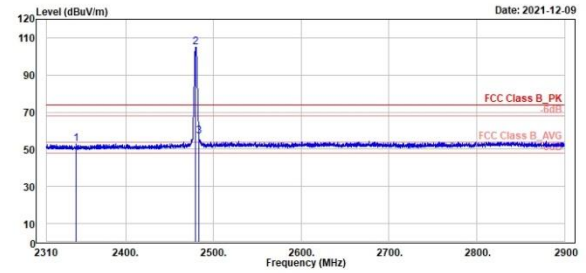

 TÜV Rheinland Taiwan Ltd.
 No. 458-18, Sec 2, Fenliao, Linkou Dist., New Taipei City 244, Taiwan(R.O.C.)
 Tel: +886-2172-1000 Fax: +886-2172-1322


1	2	3	Read Level	Factor	Limit Line	Over Limit	APos	TPos	Remark	Pol/Phase	Note
MHz	dBuV/m	dBuV	dB/m	dBuV/m	dB	cm	deg				
2377.61	36.58	-0.90	37.48	54.00	-17.42	358	85	Average	Vertical	CF	
2485.00	90.86	53.19	37.67	54.00	36.86	358	85	Average	Vertical	CF	
2630.15	38.00	-0.84	38.04	54.00	-16.00	358	85	Average	Vertical	CF	

250kbps
High Channel (Horizontal) Peak
High Channel (Vertical) Peak

 TÜV Rheinland Taiwan Ltd.
 No. 458-18, Sec 2, Penfiao, Linkou Dist., New Taipei City 244, Taiwan(R.O.C.)
 Tel: +886-2172-1000 Fax: +886-2172-1322


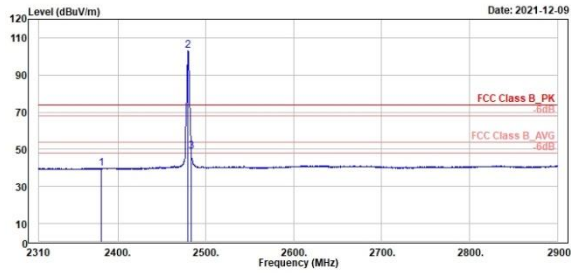
Peak	Freq	Level	Read	Level	Factor	Limit	Over	APos	TPos	Remark	Pol/Phase	Note
	MHz	dBuV/m	dBuV	dB/m	dBuV/m	dB	cm	deg				
1	2322.74	53.07	15.68	37.39	74.00	-20.93	306	354	Peak	Horizontal		
2 *	2480.00	107.09	69.48	37.61	74.00	33.09	306	354	Peak	Horizontal		
3	2483.50	59.16	21.56	37.60	74.00	-14.84	306	354	Peak	Horizontal		


 TÜV Rheinland Taiwan Ltd.
 No. 458-18, Sec 2, Penfiao, Linkou Dist., New Taipei City 244, Taiwan(R.O.C.)
 Tel: +886-2172-1000 Fax: +886-2172-1322


Peak	Freq	Level	Read	Level	Factor	Limit	Over	APos	TPos	Remark	Pol/Phase	Note
	MHz	dBuV/m	dBuV	dB/m	dBuV/m	dB	cm	deg				
1	2343.90	52.98	15.75	37.23	74.00	-21.02	325	105	Peak	Vertical		
2 *	2480.00	104.89	67.18	37.71	74.00	30.89	325	105	Peak	Vertical		
3	2483.50	57.14	19.41	37.73	74.00	-16.86	325	105	Peak	Vertical		

250kbps
High Channel (Horizontal) Average
High Channel (Vertical) Average

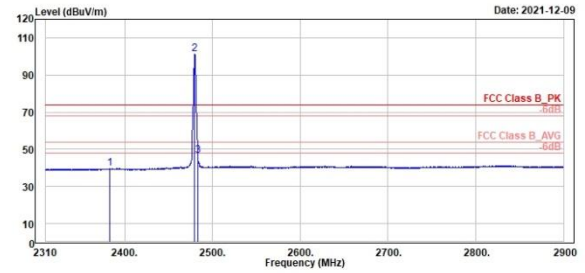

TÜV Rheinland Taiwan Ltd.
 No. 458-18, Sec 2, Penfiao, Linkou Dist., New Taipei City 244, Taiwan(R.O.C.)
 Tel: +886-2172-1000 Fax: +886-2172-1322



Freq	Level	Read	Limit	Over	APos	TPos	Remark	Pol/Phase	Note
MHz	dBuV/m	dBuV	dB/m	dBuV/m	dB	cm	deg		
1	2381.15	39.05	2.20	37.57	54.00	-14.15	306	354 Average	Horizontal
2 *	2480.00	103.16	65.55	37.61	54.00	49.16	306	354 Average	Horizontal
3 !	2483.50	48.00	11.20	37.60	54.00	-5.20	306	354 Average	Horizontal

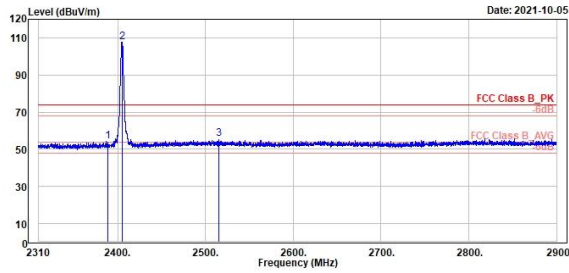


TÜV Rheinland Taiwan Ltd.
 No. 458-18, Sec 2, Penfiao, Linkou Dist., New Taipei City 244, Taiwan(R.O.C.)
 Tel: +886-2172-1000 Fax: +886-2172-1322

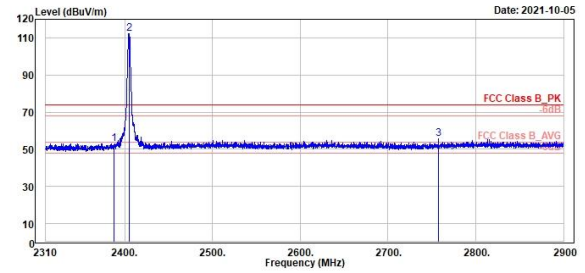


Freq	Level	Read	Limit	Over	APos	TPos	Remark	Pol/Phase	Note
MHz	dBuV/m	dBuV	dB/m	dBuV/m	dB	cm	deg		
1	2383.04	39.67	2.36	37.31	54.00	-14.33	325	105 Average	Vertical
2 *	2480.00	101.27	63.56	37.71	54.00	47.27	325	105 Average	Vertical
3 !	2483.50	46.40	8.67	37.73	54.00	-7.60	325	105 Average	Vertical

1Mbps
Low Channel (Horizontal) Peak
Low Channel (Vertical) Peak

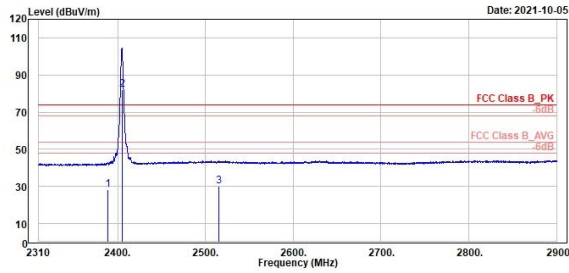
 TÜV Rheinland Taiwan Ltd.
 No. 458-18, Sec 2, Fenliao, Linkou Dist., New Taipei City 244, Taiwan(R.O.C.)
 Tel: +886-2172-1000 Fax: +886-2172-1322


Peak	Freq (MHz)	Level (dBuV/m)	Read Level (dBuV)	Factor (dB/m)	Limit Line (dBuV/m)	Over Limit (dB)	APos (cm)	TPos (deg)	Remark	Pol/Phase	Note
1	2388.92	54.14	16.59	37.55	74.00	-19.86	349	105	Peak	Vertical	
2 *	2485.00	107.76	70.09	37.67	74.00	33.76	349	105	Peak	Vertical	
3	2515.07	55.68	17.47	38.21	74.00	-18.32	349	105	Peak	Vertical	

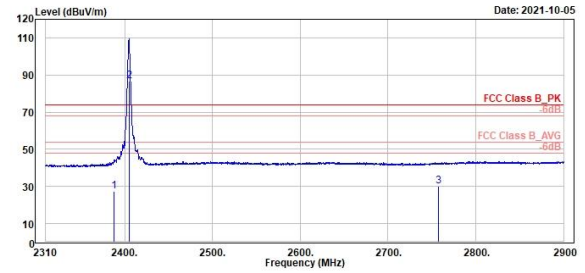

 TÜV Rheinland Taiwan Ltd.
 No. 458-18, Sec 2, Fenliao, Linkou Dist., New Taipei City 244, Taiwan(R.O.C.)
 Tel: +886-2172-1000 Fax: +886-2172-1322


Peak	Freq (MHz)	Level (dBuV/m)	Read Level (dBuV)	Factor (dB/m)	Limit Line (dBuV/m)	Over Limit (dB)	APos (cm)	TPos (deg)	Remark	Pol/Phase	Note
1	2388.33	53.15	15.60	37.55	74.00	-20.85	261	175	Peak	Horizontal	
2 *	2485.00	112.46	74.79	37.67	74.00	38.46	261	175	Peak	Horizontal	
3	2757.59	55.62	17.45	38.17	74.00	-18.38	261	175	Peak	Horizontal	

1Mbps
Low Channel (Horizontal) Average
Low Channel (Vertical) Average

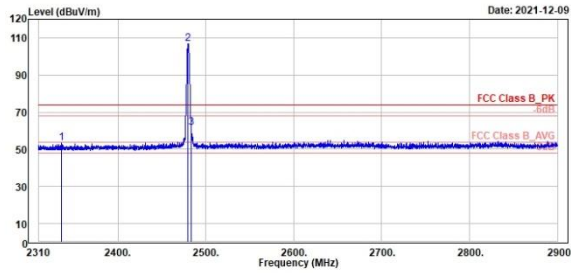
 TÜV Rheinland Taiwan Ltd.
 No. 458-18, Sec 2, Fenliao, Linkou Dist., New Taipei City 244, Taiwan(R.O.C.)
 Tel: +886-2172-1000 Fax: +886-2172-1322


Freq	Level	Read	Limit	Over	APos	TPos	Remark	Pol/Phase	Note
MHz	dBuV/m	dBuV	dB/m	dBuV/m	dB	cm	deg		
1	2388.92	28.42	-9.13	37.55	54.00	-25.58	349	185 Average	Vertical CF
2 *	2485.00	82.04	44.37	37.67	54.00	28.04	349	185 Average	Vertical CF
3	2515.07	29.96	-8.25	38.21	54.00	-24.04	349	185 Average	Vertical CF

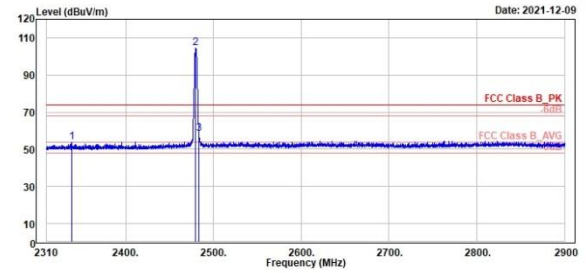

 TÜV Rheinland Taiwan Ltd.
 No. 458-18, Sec 2, Fenliao, Linkou Dist., New Taipei City 244, Taiwan(R.O.C.)
 Tel: +886-2172-1000 Fax: +886-2172-1322


Freq	Level	Read	Limit	Over	APos	TPos	Remark	Pol/Phase	Note
MHz	dBuV/m	dBuV	dB/m	dBuV/m	dB	cm	deg		
1	2388.33	27.43	-10.12	37.55	54.00	-26.57	261	175 Average	Horizontal CF
2 *	2485.00	86.74	49.07	37.67	54.00	32.74	261	175 Average	Horizontal CF
3	2757.59	29.90	-8.27	38.17	54.00	-24.10	261	175 Average	Horizontal CF

1Mbps
High Channel (Horizontal) Peak
High Channel (Vertical) Peak

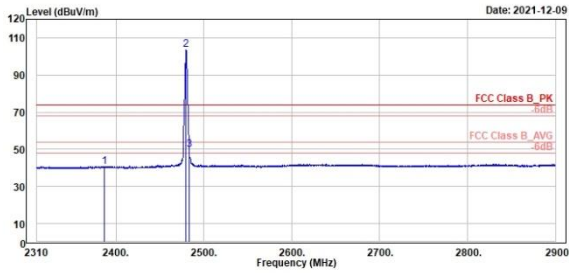
 TÜV Rheinland Taiwan Ltd.
 No. 458-18, Sec 2, Penfiao, Linkou Dist., New Taipei City 244, Taiwan(R.O.C.)
 Tel: +886-2172-1000 Fax: +886-2172-1322


Peak	Freq	Level	Read Level	Factor	Limit Line	Over Limit	APos	TPos	Remark	Pol/Phase	Note
	MHz	dBuV/m	dBuV	dB/m	dBuV/m	dB	cm	deg			
1	2335.61	53.23	15.00	37.43	74.00	-20.77	345		2 Peak	Horizontal	
2 *	2480.00	106.70	69.89	37.61	74.00	32.70	345		2 Peak	Horizontal	
3	2483.50	61.59	23.99	37.60	74.00	-12.41	345		2 Peak	Horizontal	

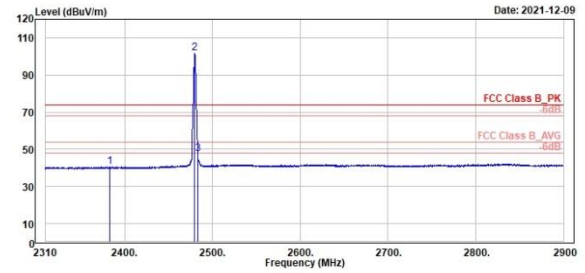

 TÜV Rheinland Taiwan Ltd.
 No. 458-18, Sec 2, Penfiao, Linkou Dist., New Taipei City 244, Taiwan(R.O.C.)
 Tel: +886-2172-1000 Fax: +886-2172-1322


Peak	Freq	Level	Read Level	Factor	Limit Line	Over Limit	APos	TPos	Remark	Pol/Phase	Note
	MHz	dBuV/m	dBuV	dB/m	dBuV/m	dB	cm	deg			
1	2338.32	53.79	16.60	37.19	74.00	-20.21	329	99	Peak	Vertical	
2 *	2480.00	104.29	66.58	37.71	74.00	30.29	329	99	Peak	Vertical	
3	2483.50	58.43	20.70	37.73	74.00	-15.57	329	99	Peak	Vertical	

1Mbps
High Channel (Horizontal) Average
High Channel (Vertical) Average

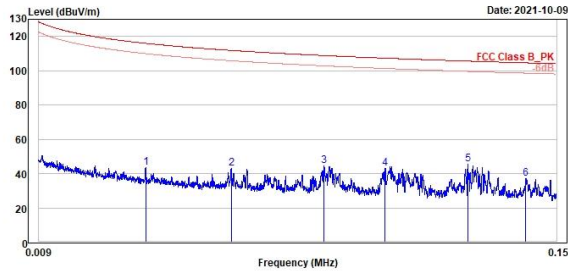
 TÜV Rheinland Taiwan Ltd.
 No. 458-18, Sec 2, Penfiao, Linkou Dist., New Taipei City 244, Taiwan(R.O.C.)
 Tel: +886-2172-1000 Fax: +886-2172-1322


Freq	Level	Read	Limit	Over	APos	TPos	Remark	Pol/Phase	Note
MHz	dBuV/m	dBuV	dB/m	dBuV/m	dB	cm	deg		
1	2387.41	48.79	3.20	37.59	54.00	-13.21	345	2 Average	Horizontal
2 *	2480.00	103.75	66.14	37.61	54.00	49.75	345	2 average	Horizontal
3 !	2483.50	49.61	12.01	37.60	54.00	-4.39	345	2 Average	Horizontal

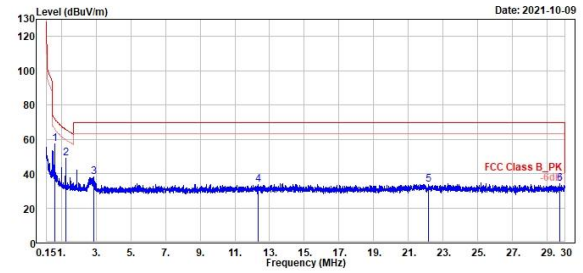

 TÜV Rheinland Taiwan Ltd.
 No. 458-18, Sec 2, Penfiao, Linkou Dist., New Taipei City 244, Taiwan(R.O.C.)
 Tel: +886-2172-1000 Fax: +886-2172-1322


Freq	Level	Read	Limit	Over	APos	TPos	Remark	Pol/Phase	Note
MHz	dBuV/m	dBuV	dB/m	dBuV/m	dB	cm	deg		
1	2383.04	48.47	3.16	37.31	54.00	-13.53	329	99 Average	Vertical
2 *	2480.00	101.55	63.84	37.71	54.00	47.55	329	99 Average	Vertical
3	2483.50	47.28	9.55	37.73	54.00	-6.72	329	99 Average	Vertical

Spurious Emissions, Tx Mode, 9kHz ~ 30MHz
250kbps
High Channel (Open) 9kHz~150kHz
High Channel (Open) 150kHz~30MHz

 TÜV Rheinland Taiwan Ltd.
 No. 458-18, Sec 2, Fenliao, Linkou Dist., New Taipei City 244, Taiwan(R.O.C.)
 Tel: +886-2172-1000 Fax: +886-2172-1322


Freq	Level	Read	Limit	Over	APos	TPos	Remark	Pol/Phase	Note
MHz	dBuV/m	dBuV	dB/m	dBuV/m	dB	cm	deg		
1	0.04	43.37	23.05	20.32	115.97	-72.60	100	145 QP	Open
2	0.06	42.91	22.62	20.29	111.83	-68.92	100	157 QP	Open
3	0.09	44.27	24.01	20.26	108.83	-64.56	100	145 QP	Open
4	0.10	42.81	22.57	20.24	107.32	-64.51	100	161 QP	Open
5	0.13	45.44	25.23	20.21	105.60	-60.16	100	147 QP	Open
6	0.14	37.31	17.11	20.20	104.58	-67.27	100	136 QP	Open


 TÜV Rheinland Taiwan Ltd.
 No. 458-18, Sec 2, Fenliao, Linkou Dist., New Taipei City 244, Taiwan(R.O.C.)
 Tel: +886-2172-1000 Fax: +886-2172-1322


Freq	Level	Read	Limit	Over	APos	TPos	Remark	Pol/Phase	Note
MHz	dBuV/m	dBuV	dB/m	dBuV/m	dB	cm	deg		
1	0.63	57.40	37.37	20.12	71.65	-14.16	100	163 QP	Open
2	1.26	46.84	28.63	20.21	65.61	-16.77	100	163 QP	Open
3	2.87	38.28	18.11	20.17	69.50	-31.22	100	251 QP	Open
4	12.34	33.70	13.31	20.39	69.50	-35.80	100	231 QP	Open
5	22.14	33.76	13.24	20.52	69.50	-35.74	100	16 QP	Open
6	29.70	34.10	13.59	20.51	69.50	-35.40	100	227 QP	Open

Spurious Emissions, Tx Mode, 30MHz ~ 1GHz

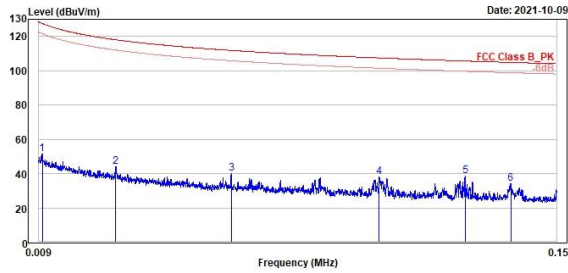
250kbps

High Channel (Horizontal)

High Channel (Vertical)



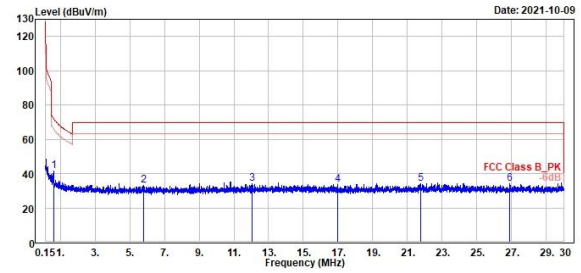
TÜV Rheinland Taiwan Ltd.
No. 458-18, Sec 2, Fenliao, Linkou Dist., New Taipei City 244, Taiwan(R.O.C.)
Tel: +886-2172-1000 Fax: +886-2172-1322



Freq	Level	Read	Limit	Over	APos	TPos	Remark	Pol/Phase	Note	
MHz	dBuV/m	dBuV	dB/m	dBuV/m	dB	cm	deg			
1	0.01	51.63	31.66	19.97	127.60	-75.97	100	0	QP	Close
2	0.03	43.90	23.59	20.31	118.04	-74.14	100	235	QP	Close
3	0.06	40.18	19.89	20.29	111.83	-71.65	100	197	QP	Close
4	0.10	37.84	17.60	20.24	107.45	-69.61	100	89	QP	Close
5	0.13	38.31	18.10	20.21	105.66	-67.35	100	82	QP	Close
6	0.14	34.33	14.13	20.20	104.03	-70.50	100	99	QP	Close



TÜV Rheinland Taiwan Ltd.
No. 458-18, Sec 2, Fenliao, Linkou Dist., New Taipei City 244, Taiwan(R.O.C.)
Tel: +886-2172-1000 Fax: +886-2172-1322



Freq	Level	Read	Limit	Over	APos	TPos	Remark	Pol/Phase	Note	
MHz	dBuV/m	dBuV	dB/m	dBuV/m	dB	cm	deg			
1	0.61	41.71	21.60	20.11	71.94	-30.23	100	178	QP	Close
2	5.81	33.16	12.92	20.24	69.50	-36.34	100	326	QP	Close
3	12.07	33.97	13.58	20.39	69.50	-35.53	100	132	QP	Close
4	16.97	33.82	13.35	20.47	69.50	-35.68	100	17	QP	Close
5	21.74	33.99	13.47	20.52	69.50	-35.51	100	74	QP	Close
6	26.90	34.31	13.78	20.53	69.50	-35.19	100	80	QP	Close

Spurious Emissions, Tx Mode, 1GHz ~ 26.5GHz

250kbps

Low Channel (Horizontal)

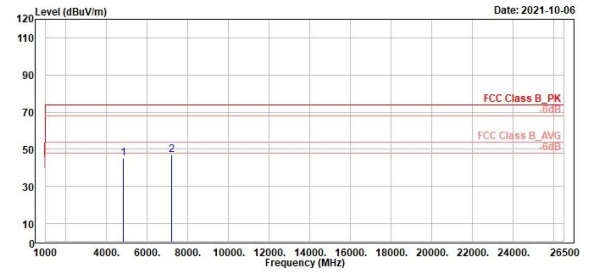
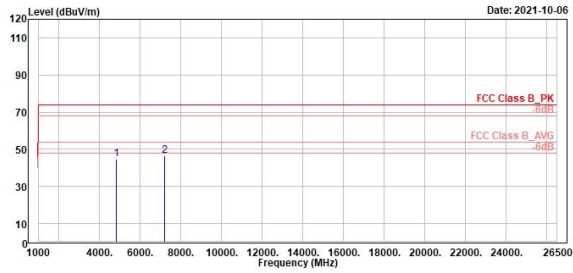
Low Channel (Vertical)



TUV Rheinland Taiwan Ltd.
No. 458-18, Sec 2, Fenliao, Linkou Dist., New Taipei City 244, Taiwan(R.O.C.)
Tel: +886-2172-1000 Fax: +886-2172-1322



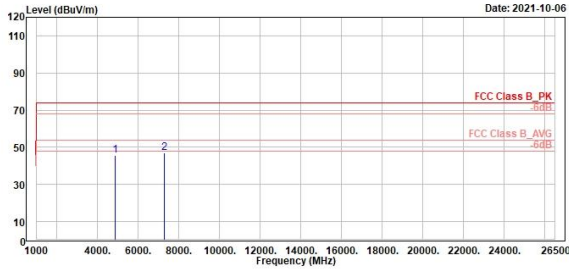
TUV Rheinland Taiwan Ltd.
No. 458-18, Sec 2, Fenliao, Linkou Dist., New Taipei City 244, Taiwan(R.O.C.)
Tel: +886-2172-1000 Fax: +886-2172-1322



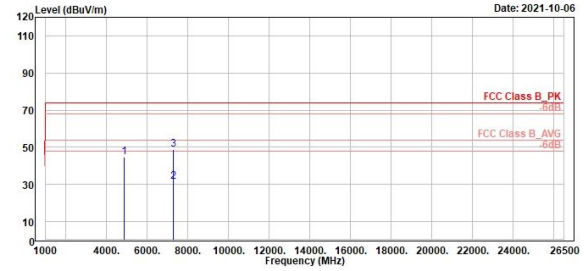
Freq	Level	Read	Limit	Over	APos	TPos	Remark	Pol/Phase	Note
MHz	dBuV/m	dBuV	dB/m	dBuV/m	dB	cm	deg		
1	4818.00	44.69	54.37	-9.77	74.00	-29.49	180	S Peak	Horizontal
2	7215.00	46.59	53.65	-7.26	91.69	-45.01	180	199 Peak	Horizontal

Freq	Level	Read	Limit	Over	APos	TPos	Remark	Pol/Phase	Note
MHz	dBuV/m	dBuV	dB/m	dBuV/m	dB	cm	deg		
1	4818.00	45.19	54.87	-9.77	74.00	-28.99	480	45 Peak	Vertical
2	7215.00	46.88	54.14	-7.26	88.06	-41.18	480	143 Peak	Vertical

250kbps
Middle Channel (Horizontal)
Middle Channel (Vertical)

 TÜV Rheinland Taiwan Ltd.
 No. 458-18, Sec 2, Fenliao, Linkou Dist., New Taipei City 244, Taiwan(R.O.C.)
 Tel: +886-2172-1000 Fax: +886-2172-1322


Freq	Level	Read Level	Factor	Limit Line	Over Limit	APos	TPos	Remark	Pol/Phase	Note
MHz	dBuV/m	dBuV	dB/m	dBuV/m	dB	cm	deg			
1	4870.00	45.43	55.11	-9.68	74.00	-28.57	180	346 Peak	Horizontal	
2	7305.00	47.10	54.34	-7.24	74.00	-26.90	180	224 Peak	Horizontal	


 TÜV Rheinland Taiwan Ltd.
 No. 458-18, Sec 2, Fenliao, Linkou Dist., New Taipei City 244, Taiwan(R.O.C.)
 Tel: +886-2172-1000 Fax: +886-2172-1322


Freq	Level	Read Level	Factor	Limit Line	Over Limit	APos	TPos	Remark	Pol/Phase	Note
MHz	dBuV/m	dBuV	dB/m	dBuV/m	dB	cm	deg			
1	4870.00	44.84	54.52	-9.68	74.00	-29.16	480	61 Peak	Vertical	
2	7305.00	31.50	38.74	-7.24	54.00	-22.50	480	93 Average	Vertical	CF
3	7305.00	48.70	55.94	-7.24	74.00	-25.30	480	93 Peak	Vertical	

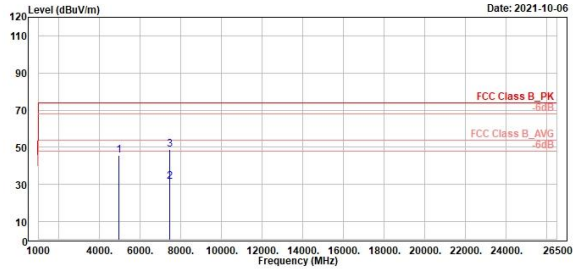
250kbps

High Channel (Horizontal)

High Channel (Vertical)



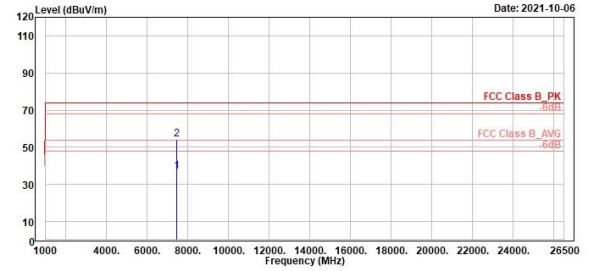
TUV Rheinland Taiwan Ltd.
No. 458-18, Sec 2, Fenliao, Linkou Dist., New Taipei City 244, Taiwan(R.O.C.)
Tel: +886-2172-1000 Fax: +886-2172-1322



Freq	Level	Read Level	Factor	Limit Line	Over Limit	APos	TPos	Remark	Pol/Phase	Note
MHz	dBuV/m	dBuV	dB/m	dBuV/m	dB	cm	deg			
1	4960.00	45.73	55.19	-9.46	74.00	-28.27	180	346 Peak	Horizontal	
2	7440.00	31.70	39.95	-7.25	54.00	-22.30	238	0 Average	Horizontal	CF
3	7440.00	48.89	56.14	-7.25	74.00	-25.11	238	0 Peak	Horizontal	



TUV Rheinland Taiwan Ltd.
No. 458-18, Sec 2, Fenliao, Linkou Dist., New Taipei City 244, Taiwan(R.O.C.)
Tel: +886-2172-1000 Fax: +886-2172-1322



Freq	Level	Read Level	Factor	Limit Line	Over Limit	APos	TPos	Remark	Pol/Phase	Note
MHz	dBuV/m	dBuV	dB/m	dBuV/m	dB	cm	deg			
1	7440.00	36.99	44.24	-7.25	54.00	-17.01	383	104 Average	Vertical	CF
2	7440.00	54.18	61.43	-7.25	74.00	-19.82	383	104 Peak	Vertical	

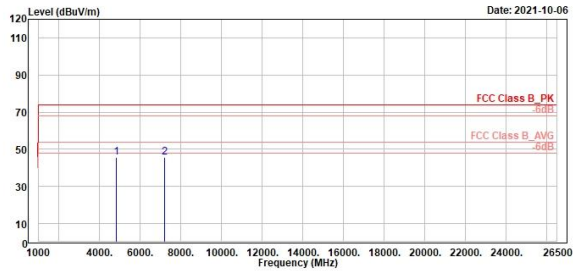
1Mbps

Low Channel (Horizontal)

Low Channel (Vertical)



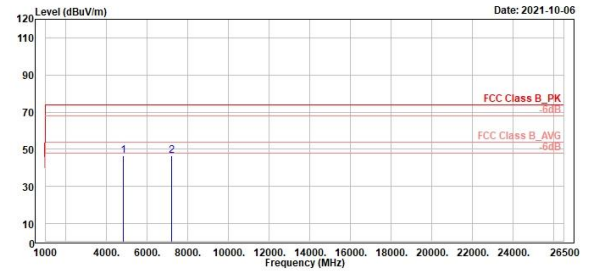
TUV Rheinland Taiwan Ltd.
No. 458-18, Sec 2, Fenliao, Linkou Dist., New Taipei City 244, Taiwan(R.O.C.)
Tel: +886-2172-1000 Fax: +886-2172-1322



Read	Limit	Over	APos	TPos	Remark	Pol/Phase	Note
Level	Line	Limit					
Factor							
dB/m	dBuV/m	dB	cm	deg			
55.18	74.00	-28.59	180	360	Peak	Horizontal	
53.01	87.76	-42.01	180	224	Peak	Horizontal	



TUV Rheinland Taiwan Ltd.
No. 458-18, Sec 2, Fenliao, Linkou Dist., New Taipei City 244, Taiwan(R.O.C.)
Tel: +886-2172-1000 Fax: +886-2172-1322



Read	Limit	Over	APos	TPos	Remark	Pol/Phase	Note
Level	Line	Limit					
Factor							
dB/m	dBuV/m	dB	cm	deg			
56.45	74.00	-27.32	380	49	Peak	Vertical	
53.99	92.46	-45.73	480	137	Peak	Vertical	

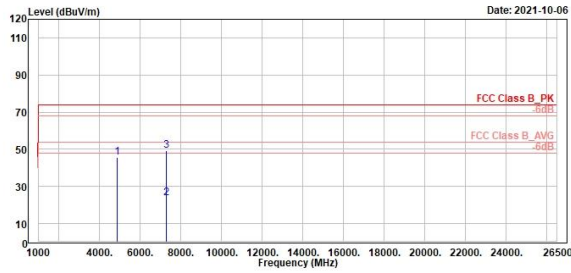
1Mbps

Middle Channel (Horizontal)

Middle Channel (Vertical)



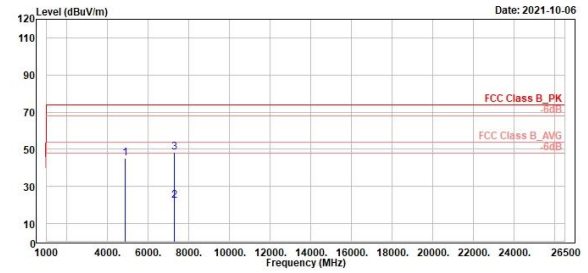
TUV Rheinland Taiwan Ltd.
No. 458-18, Sec 2, Fenliao, Linkou Dist., New Taipei City 244, Taiwan(R.O.C.)
Tel: +886-2172-1000 Fax: +886-2172-1322



Freq	Level	Read Level	Factor	Limit Line	Over Limit	APos	TPos	Remark	Pol/Phase	Note
MHz	dBuV/m	dBuV	dB/m	dBuV/m	dB	cm	deg			
1	4870.00	45.61	55.29	-9.68	74.00	-28.39	100	1 Peak	Horizontal	
2	7305.00	23.70	30.94	-7.24	54.00	-30.30	300	226 Average	Horizontal	CF
3	7305.00	49.43	56.67	-7.24	74.00	-24.57	300	226 Peak	Horizontal	



TUV Rheinland Taiwan Ltd.
No. 458-18, Sec 2, Fenliao, Linkou Dist., New Taipei City 244, Taiwan(R.O.C.)
Tel: +886-2172-1000 Fax: +886-2172-1322



Freq	Level	Read Level	Factor	Limit Line	Over Limit	APos	TPos	Remark	Pol/Phase	Note
MHz	dBuV/m	dBuV	dB/m	dBuV/m	dB	cm	deg			
1	4870.00	45.39	55.07	-9.68	74.00	-28.61	300	141 Peak	Vertical	
2	7305.00	22.45	29.69	-7.24	54.00	-31.55	100	73 Average	Vertical	CF
3	7305.00	48.18	55.42	-7.24	74.00	-25.82	100	73 Peak	Vertical	

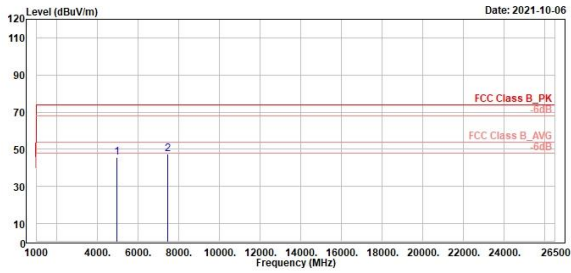
1Mbps

High Channel (Horizontal)

High Channel (Vertical)



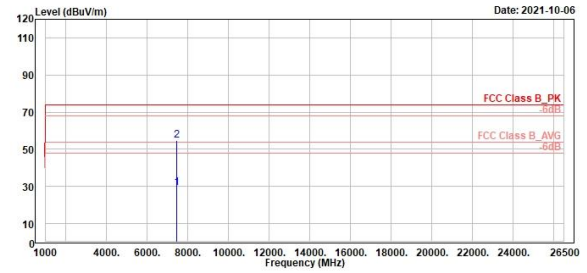
TUV Rheinland Taiwan Ltd.
No. 458-18, Sec 2, Fenliao, Linkou Dist., New Taipei City 244, Taiwan(R.O.C.)
Tel: +886-2172-1000 Fax: +886-2172-1322



Freq	Level	Read Level	Factor	Limit Line	Over Limit	APos	TPos	Remark	Pol/Phase	Note
MHz	dBuV/m	dBuV	dB/m	dBuV/m	dB	cm	deg			
1	4968.00	45.53	54.99	-9.46	74.00	-28.47	180	360 Peak	Horizontal	
2	7440.00	47.65	54.90	-7.25	74.00	-26.35	180	0 Peak	Horizontal	



TUV Rheinland Taiwan Ltd.
No. 458-18, Sec 2, Fenliao, Linkou Dist., New Taipei City 244, Taiwan(R.O.C.)
Tel: +886-2172-1000 Fax: +886-2172-1322



Freq	Level	Read Level	Factor	Limit Line	Over Limit	APos	TPos	Remark	Pol/Phase	Note
MHz	dBuV/m	dBuV	dB/m	dBuV/m	dB	cm	deg			
1	7440.00	29.26	36.51	-7.25	54.00	-24.74	328	124 Average	Vertical	CF
2	7440.00	54.98	62.23	-7.25	74.00	-19.02	328	124 Peak	Vertical	

Mains Conducted Emission, 150kHz ~ 30MHz

Worst Band

(Line)

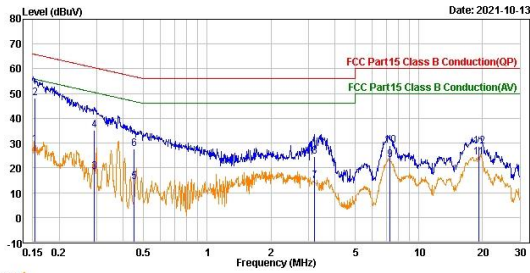
(Neutral)



TÜV Rheinland Taiwan Ltd.
No. 458-18, Sec. 2, Fenhiao, Linkou Dist., New Taipei City 244, Taiwan(R.O.C.)
Tel: +886-2112-1000 Fax: +886-2112-1322

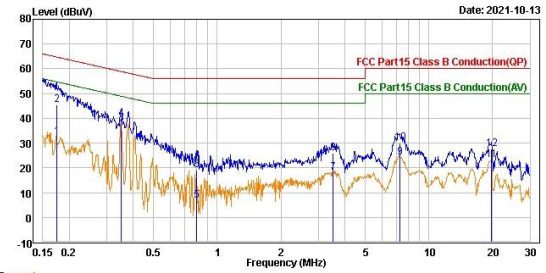


TÜV Rheinland Taiwan Ltd.
No. 458-18, Sec. 2, Fenhiao, Linkou Dist., New Taipei City 244, Taiwan(R.O.C.)
Tel: +886-2112-1000 Fax: +886-2112-1322



Trace: 1

Line	Freq	Level	Read Level	Factor	Limit	Over	Remark	Pol/Phase	Note
	MHz	dBuV	dBuV	dB	dBuV	dB			
1	0.15	29.35	19.29	10.06	55.79	-26.44	Average	line1	
2	0.15	48.19	38.13	10.06	65.79	-17.60	QP	line1	
3	0.29	18.41	8.35	10.06	50.45	-32.04	Average	line1	
4	0.29	35.14	25.08	10.06	60.45	-25.31	QP	line1	
5	0.45	14.16	4.09	10.07	46.85	-32.69	Average	line1	
6	0.45	27.77	17.70	10.07	56.85	-29.08	QP	line1	
7	3.20	14.65	4.49	10.16	46.00	-31.35	Average	line1	
8	3.20	24.72	14.56	10.16	56.00	-31.28	QP	line1	
9	7.28	23.27	13.00	10.27	50.00	-26.73	Average	line1	
10	7.28	29.14	18.87	10.27	60.00	-30.86	QP	line1	
11	19.16	24.39	13.87	10.52	50.00	-25.61	Average	line1	
12	19.16	28.83	18.31	10.52	60.00	-31.17	QP	line1	



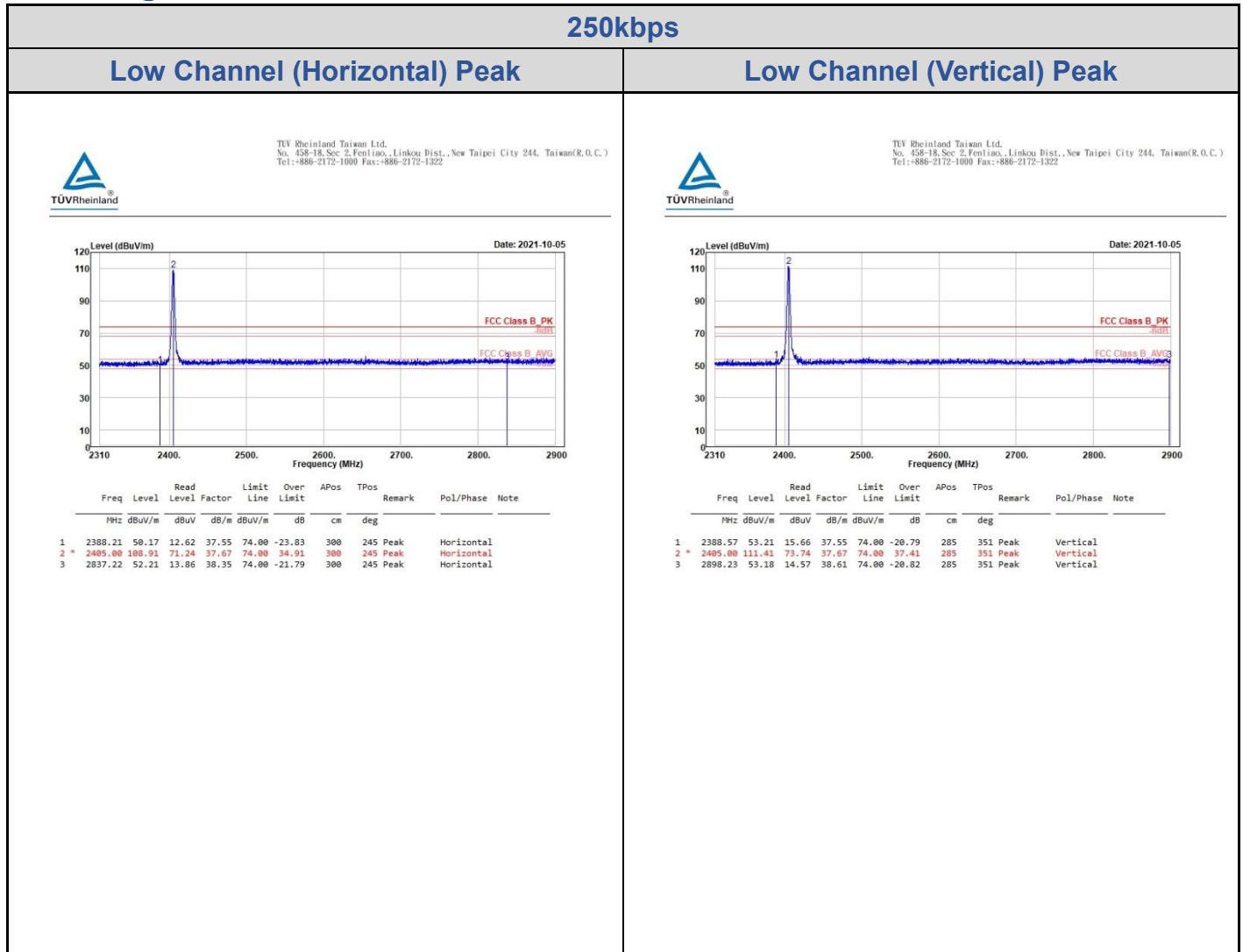
Trace: 1

Line	Freq	Level	Read Level	Factor	Limit	Over	Remark	Pol/Phase	Note
	MHz	dBuV	dBuV	dB	dBuV	dB			
1	0.17	32.53	22.49	10.04	54.76	-22.23	Average	neutral	
2	0.17	45.30	35.26	10.04	64.76	-19.46	QP	neutral	
3	0.35	37.77	27.72	10.05	48.92	-11.15	Average	neutral	
4	0.35	40.06	30.01	10.05	58.92	-18.86	QP	neutral	
5	0.80	6.83	-3.23	10.06	46.00	-39.17	Average	neutral	
6	0.80	19.04	8.98	10.06	56.00	-36.96	QP	neutral	
7	3.52	18.20	8.06	10.14	46.00	-27.80	Average	neutral	
8	3.52	25.91	15.77	10.14	56.00	-30.09	QP	neutral	
9	7.32	24.06	13.81	10.25	50.00	-25.94	Average	neutral	
10	7.32	29.96	19.71	10.25	60.00	-30.04	QP	neutral	
11	19.74	23.08	12.56	10.52	50.00	-26.92	Average	neutral	
12	19.74	27.64	17.12	10.52	60.00	-32.36	QP	neutral	

Test Results of Radiated Spurious Emissions & Mains Conducted

Emission Test for ANT 5 (ECC)

Band Edges, 2.31GHz ~ 2.9GHz



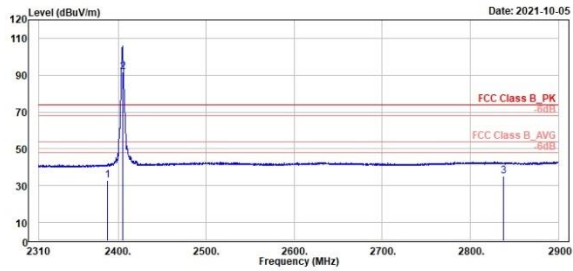
250kbps

Low Channel (Horizontal) Average

Low Channel (Vertical) Average



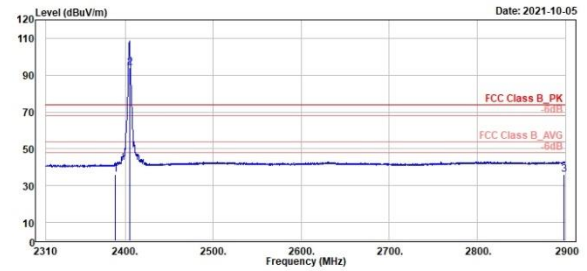
TUV Rheinland Taiwan Ltd.
No. 458-18, Sec 2, Fenliao, Linkou Dist., New Taipei City 244, Taiwan(R.O.C.)
Tel: +886-2172-1000 Fax: +886-2172-1322



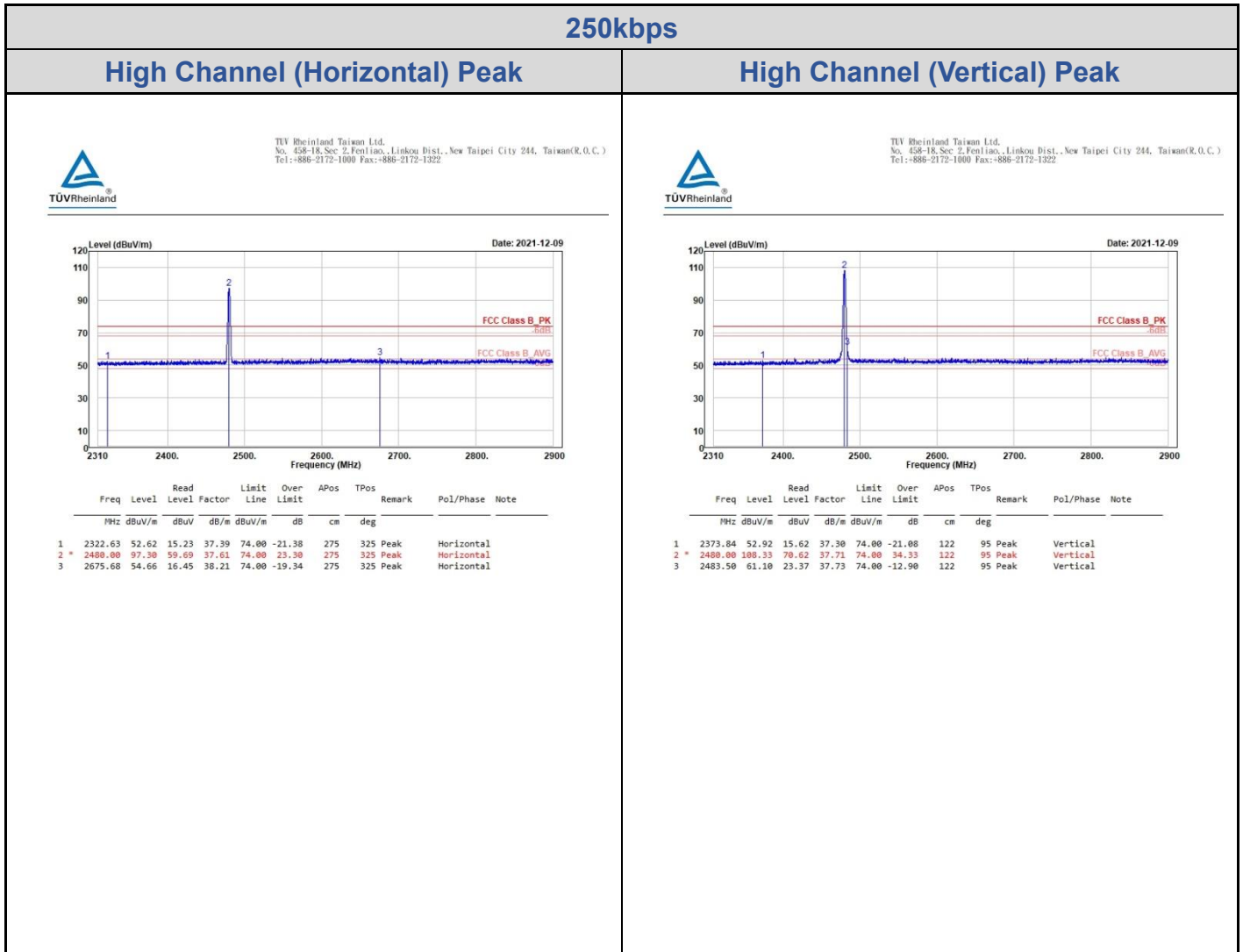
Freq	Level	Read	Level	Factor	Limit	Over	Apos	TPos	Remark	Pol/Phase	Note
MHz	dBuV/m	dBuV	dB/m	dBuV/m	dB	cm	deg				
1	2388.21	32.98	-4.57	37.55	54.00	-21.02	300	245	Average	Horizontal	CF
2 *	2485.00	91.72	54.85	37.67	54.00	37.72	300	245	Average	Horizontal	CF
3	2837.22	35.02	-3.33	38.35	54.00	-18.98	300	245	Average	Horizontal	CF



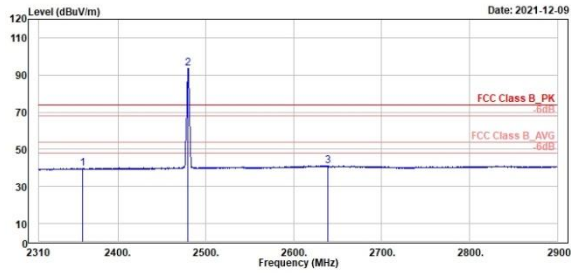
TUV Rheinland Taiwan Ltd.
No. 458-18, Sec 2, Fenliao, Linkou Dist., New Taipei City 244, Taiwan(R.O.C.)
Tel: +886-2172-1000 Fax: +886-2172-1322



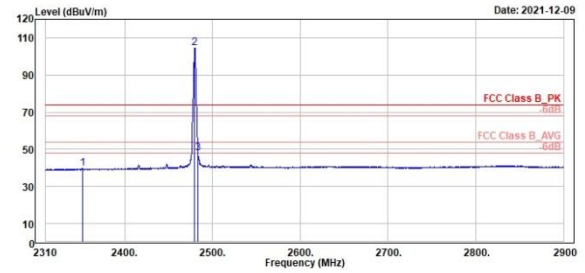
Freq	Level	Read	Level	Factor	Limit	Over	Apos	TPos	Remark	Pol/Phase	Note
MHz	dBuV/m	dBuV	dB/m	dBuV/m	dB	cm	deg				
1	2388.57	36.01	-1.54	37.55	54.00	-17.99	285	351	Average	Vertical	CF
2 *	2485.00	94.22	56.55	37.67	54.00	40.22	285	351	Average	Vertical	CF
3	2898.23	35.98	-2.63	38.61	54.00	-18.02	285	351	Average	Vertical	CF



250kbps
High Channel (Horizontal) Average
High Channel (Vertical) Average

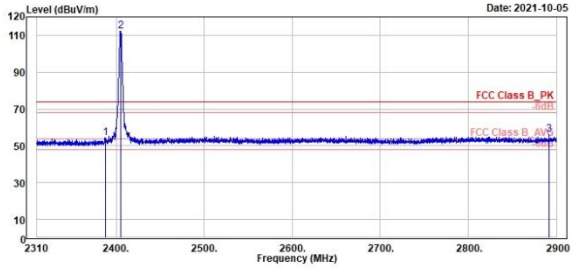
 TÜV Rheinland Taiwan Ltd.
 No. 458-18, Sec 2, Penfiao, Linkou Dist., New Taipei City 244, Taiwan(R.O.C.)
 Tel: +886-2172-1000 Fax: +886-2172-1322


Freq	Level	Read	Limit	Over	APos	TPos	Remark	Pol/Phase	Note
MHz	dBuV/m	dBuV	dB/m	dBuV/m	dB	cm	deg		
1	2369.27	39.08	2.29	37.51	54.00	-14.20	275	325 Average	Horizontal
2 *	2488.00	93.62	56.81	37.61	54.00	39.62	275	325 Average	Horizontal
3	2638.75	41.08	2.87	38.21	54.00	-12.92	275	325 Average	Horizontal

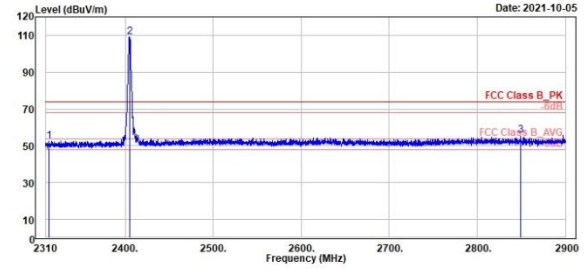

 TÜV Rheinland Taiwan Ltd.
 No. 458-18, Sec 2, Penfiao, Linkou Dist., New Taipei City 244, Taiwan(R.O.C.)
 Tel: +886-2172-1000 Fax: +886-2172-1322


Freq	Level	Read	Limit	Over	APos	TPos	Remark	Pol/Phase	Note
MHz	dBuV/m	dBuV	dB/m	dBuV/m	dB	cm	deg		
1	2352.24	39.73	2.45	37.28	54.00	-14.27	122	95 Average	Vertical
2 *	2488.00	104.57	66.86	37.71	54.00	50.57	122	95 Average	Vertical
3	2483.50	47.67	10.14	37.73	54.00	-6.13	122	95 Average	Vertical

1Mbps
Low Channel (Horizontal) Peak
Low Channel (Vertical) Peak

 TÜV Rheinland Taiwan Ltd.
 No. 458-18, Sec 2, Fenliao, Linkou Dist., New Taipei City 244, Taiwan(R.O.C.)
 Tel: +886-2172-1000 Fax: +886-2172-1322


Freq	Level	Read	Limit	Over	APos	TPos	Remark	Pol/Phase	Note
MHz	dBuV/m	dBuV	dB/m	dBuV/m	dB	cm	deg		
1	2387.58	54.16	16.61	37.55	74.00	-19.84	119	165 Peak	Vertical
2 *	2485.88	112.46	74.79	37.67	74.00	38.46	119	165 Peak	Vertical
3	2891.76	56.03	17.45	38.58	74.00	-17.97	119	165 Peak	Vertical


 TÜV Rheinland Taiwan Ltd.
 No. 458-18, Sec 2, Fenliao, Linkou Dist., New Taipei City 244, Taiwan(R.O.C.)
 Tel: +886-2172-1000 Fax: +886-2172-1322


Freq	Level	Read	Limit	Over	APos	TPos	Remark	Pol/Phase	Note
MHz	dBuV/m	dBuV	dB/m	dBuV/m	dB	cm	deg		
1	2314.81	52.62	15.46	37.16	74.00	-21.38	267	99 Peak	Horizontal
2 *	2485.88	189.85	71.38	37.67	74.00	35.85	267	99 Peak	Horizontal
3	2848.76	55.84	17.48	38.36	74.00	-18.16	267	99 Peak	Horizontal

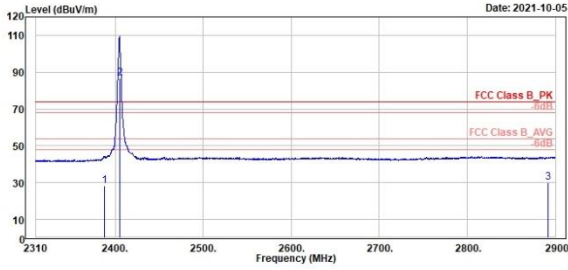
1Mbps

Low Channel (Horizontal) Average

Low Channel (Vertical) Average



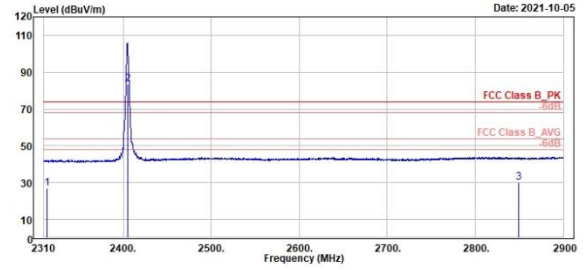
TUV Rheinland Taiwan Ltd.
No. 458-18, Sec 2, Fenliao, Linkou Dist., New Taipei City 244, Taiwan(R.O.C.)
Tel: +886-2172-1000 Fax: +886-2172-1322



Freq	Level	Read	Level	Factor	Limit	Over	APos	TPos	Remark	Pol/Phase	Note
MHz	dBuV/m	dBuV	dB/m	dBuV/m	dB	dB	cm	deg			
1	2387.58	28.44	-9.11	37.55	54.00	-25.56	119	165	Average	Vertical	CF
2 *	2485.00	86.74	49.07	37.67	54.00	32.74	119	165	Average	Vertical	CF
3	2891.76	30.31	-8.27	38.58	54.00	-23.69	119	165	Average	Vertical	CF

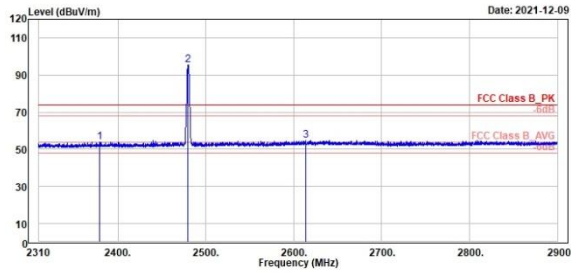


TUV Rheinland Taiwan Ltd.
No. 458-18, Sec 2, Fenliao, Linkou Dist., New Taipei City 244, Taiwan(R.O.C.)
Tel: +886-2172-1000 Fax: +886-2172-1322

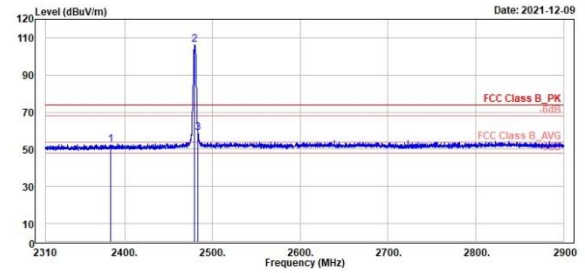


Freq	Level	Read	Level	Factor	Limit	Over	APos	TPos	Remark	Pol/Phase	Note
MHz	dBuV/m	dBuV	dB/m	dBuV/m	dB	dB	cm	deg			
1	2314.01	26.90	-10.26	37.16	54.00	-27.10	267	99	Average	Horizontal	CF
2 *	2485.00	83.33	45.66	37.67	54.00	29.33	267	99	Average	Horizontal	CF
3	2848.76	30.12	-8.24	38.36	54.00	-23.88	267	99	Average	Horizontal	CF

1Mbps
High Channel (Horizontal) Peak
High Channel (Vertical) Peak

 TÜV Rheinland Taiwan Ltd.
 No. 458-18, Sec 2, Penfiao, Linkou Dist., New Taipei City 244, Taiwan(R.O.C.)
 Tel: +886-2172-1000 Fax: +886-2172-1322


1	2	3							
Freq	Level	Read	Limit	Over	APos	TPos	Remark	Pol/Phase	Note
MHz	dBuV/m	dBuV	dB/m	dBuV/m	dB	cm	deg		
2379.15	54.01	16.44	37.57	74.00	-19.99	275	325 Peak	Horizontal	
2488.00	95.49	57.88	37.61	74.00	21.49	275	325 Peak	Horizontal	
2613.38	54.87	16.69	38.18	74.00	-19.13	275	325 Peak	Horizontal	


 TÜV Rheinland Taiwan Ltd.
 No. 458-18, Sec 2, Penfiao, Linkou Dist., New Taipei City 244, Taiwan(R.O.C.)
 Tel: +886-2172-1000 Fax: +886-2172-1322


1	2	3							
Freq	Level	Read	Limit	Over	APos	TPos	Remark	Pol/Phase	Note
MHz	dBuV/m	dBuV	dB/m	dBuV/m	dB	cm	deg		
2383.99	52.55	15.24	37.31	74.00	-21.45	121	94 Peak	Vertical	
2488.00	106.19	68.48	37.71	74.00	32.19	121	94 Peak	Vertical	
2483.50	58.74	21.01	37.73	74.00	-15.26	121	94 Peak	Vertical	

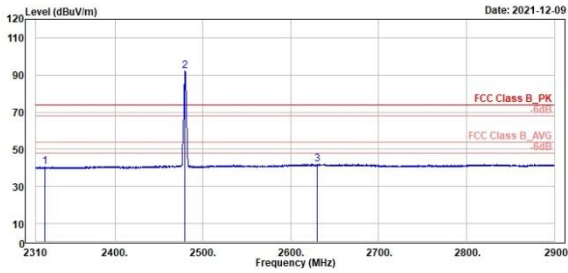
1Mbps

High Channel (Horizontal) Average

High Channel (Vertical) Average



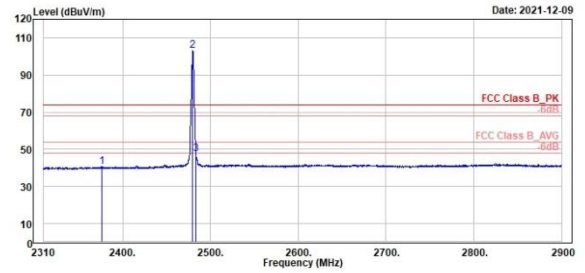
TÜV Rheinland Taiwan Ltd.
No. 458-18, Sec 2, Penfiao, Linkou Dist., New Taipei City 244, Taiwan(R.O.C.)
Tel: +886-2172-1000 Fax: +886-2172-1322



Freq	Level	Read Level	Factor	Limit Line	Over Limit	APos	TPos	Remark	Pol/Phase	Note
MHz	dBuV/m	dBuV	dB/m	dBuV/m	dB	cm	deg			
1	2320.38	40.63	3.25	37.38	54.00	-13.37	275	325 Average	Horizontal	
2 *	2480.00	92.19	54.58	37.61	54.00	38.19	275	325 Average	Horizontal	
3	2629.90	42.02	3.82	38.20	54.00	-11.98	275	325 Average	Horizontal	



TÜV Rheinland Taiwan Ltd.
No. 458-18, Sec 2, Penfiao, Linkou Dist., New Taipei City 244, Taiwan(R.O.C.)
Tel: +886-2172-1000 Fax: +886-2172-1322



Freq	Level	Read Level	Factor	Limit Line	Over Limit	APos	TPos	Remark	Pol/Phase	Note
MHz	dBuV/m	dBuV	dB/m	dBuV/m	dB	cm	deg			
1	2375.96	40.50	3.20	37.30	54.00	-13.50	121	94 Average	Vertical	
2 *	2480.00	102.99	65.28	37.71	54.00	48.99	121	94 Average	Vertical	
3	2483.50	47.40	9.67	37.73	54.00	-6.60	121	94 Average	Vertical	