

Federal Communications Commission (FCC) Statement

This device complies with part 15 of the FCC Rules. Operation is subject to the following two conditions:

- (1) This device may not cause harmful interference, and
- (2) this device must accept any interference received, including interference that may cause undesired operation.

Note: This equipment has been tested and found to comply with the limits for a Class B digital device, pursuant to part 15 of the FCC Rules. These limits are designed to provide reasonable protection against harmful interference in a residential installation. This equipment generates, uses and can radiate radio frequency energy and, if not installed and used in accordance with the instructions, may cause harmful interference to radio communications. However, there is no guarantee that interference will not occur in a particular installation. If this equipment does cause harmful interference to radio or television reception, which can be determined by turning the equipment off and on, the user is encouraged to try to correct the interference by one or more of the following measures:

- Reorient or relocate the receiving antenna.
- Increase the separation between the equipment and receiver.
- Connect the equipment into an outlet on a circuit different from that to which the receiver is connected.
- Consult the dealer or an experienced radio/TV technician for help.

Warning: Changes or modifications made to this device not expressly approved by the party responsible for compliance may void the FCC authorization to operate this device.

Note: The manufacturer is not responsible for any radio or TV interference caused by unauthorized modifications to this equipment. Such modifications could void the user's authority to operate the equipment.

RF exposure statement:

This device complies with FCC RF radiation exposure limits set forth for an uncontrolled environment. The device is installed and operated without restriction.

IMPORTANT SAFETY INSTRUCTIONS FOR ALL RECHARGEABLE BATTERIES

The battery is not fully charged upon purchase. Before using the speaker, read the safety instructions below and then follow the charging procedures outlined.

READ ALL INSTRUCTIONS

Speaker is splash and sweat resistant with a rating of IPX5.

Splash and sweat resistance are not permanent conditions and resistance might decrease as a result of normal wear and tear. Do not try to charge wet speaker.

Liquid damage is not covered under warranty.

Do not incinerate the battery module even if it is severely damaged or is completely worn out. The battery can explode in a fire. Toxic fumes and materials are created when lithium batteries are burned.

If battery contents come into contact with the skin, immediately wash area with mild soap and water. If battery liquid gets into the eye, rinse attention is needed, the battery electrolyte is composed of a mixture of liquid organic carbonates and lithium salts.

Contents of opened battery cells may cause respiratory irritation. Provide fresh air. If symptoms persist, seek medical attention.

DO NOT charge or use the battery in explosive atmospheres, such as in the presence of flammable liquids, gases or dust.

DO NOT modify the battery in any way to fit a non-compatible charger as the battery may rupture causing serious personal injury.

DO NOT splash or immerse in water or other liquids.

DO NOT store or use the speaker in locations where the temperature may reach or exceed 105° F (40° C) (such as outside sheds or metal buildings in summer). For best life, store speaker in a cool, dry location. The speaker should not be disposed of as municipal solid waste. To recycle it, contact your local hazardous waste processor or contact Call 2 Recycle® on their website, call2recycle.org, or by phone at 877-273-2925 to find the nearest drop-off location for lithium-polymer batteries.

▲WARNING: Burn hazard. Battery liquid may be flammable if exposed to spark or flame.

▲WARNING: Fire hazard. Never attempt to open the battery pack for any reason. If the battery pack is cracked or damaged, do not insert the charging cable. Do not crush, drop or damage the battery. Do not use the speaker if it has received a sharp blow, been dropped, run over or damaged in any way (e.g. pierced with a nail, hit with a hammer, stepped on).

Damaged batteries should be returned to a service center for recycling.

GUARANTEED FOR LIFE

E-filliate warrants to the consumer that the product and all accessories provided in the sales package ("Product") are free from material defects in material and workmanship when used normally and in accordance with operation instructions. E-filliate will repair or replace (at E-filliate's option), without charge, a Materially Defective Product. If we repair or replace a Materially Defective Product under the terms of this warranty, this warranty also applies to repaired or replacement Products. If we repair this Product, we may use new or refurbished replacement parts. If we choose to replace this Product, we may replace it with a new or refurbished Product of the same or similar design. E-filliate will return repaired or replacement Products to you in working condition. We will retain defective parts, or equipment. Repair or replacement of Product is your exclusive remedy.

This warranty does not cover Product that has been subjected to misuse, accident, shipping or other physical damage, improper installation, abnormal operation or handling, neglect, inundation, fire, water or other liquid intrusion, or Product that has been damaged due to repair, alteration or modification by anyone other than an E-filliate authorized representative.

Customer Service:

We're here to help. If you are not fully satisfied with this product or have questions on how to use it, please contact E-filliate, Inc. You do not need to contact the retailer from whom the product was purchased. Please contact one of our service representatives before shipping merchandise to us.

www.efilliate.com

support@efilliate.com

(800) 592-7031 toll-free


(916) 858-1000

(916) 858-1009 FAX

11321 White Rock Road
Rancho Cordova, CA 95742 USA

Customer service representatives are available 8 a.m.-5 p.m. PT, M-F

Instruction Manual



Reverb10 Wireless Speaker

Package Contents

- Reverb10 Wireless Speaker
- 3.5mm AUX cable
- Type C Charging Cable

Item No: 190 9034

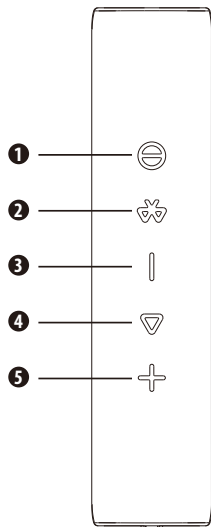
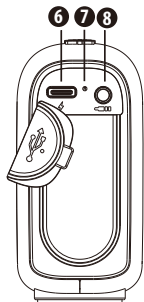
Thank you for purchasing the **Reverb10 Wireless Speaker**.

With this wireless speaker, you can:

- Enjoy convenient, hands-free calls
- Control wireless music
- Switch between calls and music

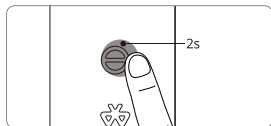
Components at a Glance

- 1 Power on/Power off
- 2 BT button
- 3 Volume - / Previous track
- 4 Play / Pause
- 5 Volume+ / Next track
- 6 Type C charging port
- 7 BT indicator / True Wireless Stereo indicator
- 8 Aux Port



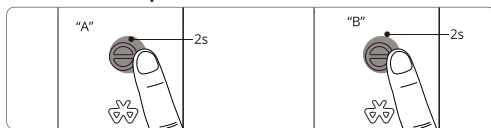
HOW TO CONNECT

Turn ON / Turn OFF - Press power button for 2 seconds




TRUE WIRELESS STEREO MODE


1. Turn on the two speaker first.



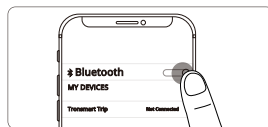
2. Double press the BT button of either speaker to enter TWS mode. The indicator will flash blue.



3. If paired successfully, the BT indicator of the host speaker will flash blue while the stereo pairing indicator of the second speaker will stay on blue.

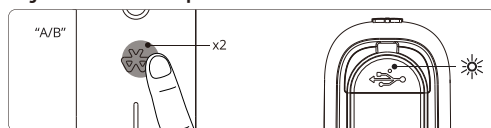


4. Search and click the "Speaker Reverb10" to pair and connect.



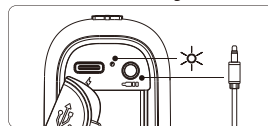
DISCONNECT FROM TRUE WIRELESS STEREO MODE

- Double-click the BT button at the top of the speaker, and the indicator light on the side of the speaker flashes blue.



AUX MODE

- Simply connect your Reverb10 Wireless Speaker with your device using the 3.5mm AUX cable. The speaker will automatically switch to AUX mode after inserting the cable.



AUTO POWER ON / OFF

- Reverb10 Wireless Speaker automatically powers off after 10 minutes if not paired with any device through BT. When out of battery, the speaker will power off as well.

FUNCTIONS

Power On/Off	Press Button for 2s
Activate Voice Assistant	Double Press Button
Play/Pause	Press Button Once
Disconnect from BT	Press Button 2s
Volume +/-	Press Button
Next/Previous Track	Press Button for 2s
Answer/Hang Up Calls	Press Button Once
Reject Calls	Press Button for 2s
Reset	Press & Button for 3s

TECHNICAL DATA

Bluetooth Version: 5.3
Audio Decoding: SBC
Bluetooth Compatibility: HFP / HSP / AVRCP / A2DP
Transmission Distance: 10 Meters(33 Feet)
Frequency Range: 60Hz-20KHz
Playtime: Up to 19 hours
Battery Capacity: 2000mAh
Power: 10W RMS
Water-Resistant: IPX5
Charging Time: 3.5 hours
Input: 5V/1A via Type C port