


1. Figure
The EUT-Inside View




5G Antenna

2. Figure
The EUT-Inside View




2.4G Antenna


3. Figure
PCB of the EUT-Front View




4. Figure
PCB of the EUT-Back View




5. Figure
PCB of the EUT-Front View




6. Figure
PCB of the EUT-Back View




7. Figure
PCB of the EUT-Front View (5G Module)



8. Figure
PCB of the EUT-Back View (5G Module)



9. Figure
PCB of the EUT-Front View (2.4G Module)



10. Figure
PCB of the EUT-Back View (2.4G Module)

