



# CMA Testing and Certification Laboratories

廠商會檢定中心

## TEST REPORT

Report No. : AY0061438(0) Date : Nov 13, 2019

Application No. : LY031999(9)

Applicant : KONDOR LIMITED  
CHRISTCHURCH BUSINESS PARK, RADAR WAY,  
BH23 4FL. UK

Sample Description :	Sample Description	Model No.
	Slam 70 Bluetooth Speaker	KSSLA70

Date Received : 27 Sep 2019

Test Period : 28 Sep 2019 to 10 Nov 2019

Test Requested : FCC Certification for FCC Part 15, subpart C

Test Method : 47 CFR Part 15 (10-1-18 Edition),  
ANSI C63.10 – 2013,  
ANSI C63.4 – 2014

Test Engineer : Mr. Leung Shu Kan, Ken

Conclusion : The submitted sample was found to comply with technical requirement of FCC Part 15 Subpart C, section 15.247.

For and on behalf of  
CMA Industrial Development Foundation Limited

Authorized Signature : \_\_\_\_\_ Page 1 of 73

Mr. WONG Lap-pong, Andrew  
Manager

FCC ID: 2ADFF-KSSLA70



# CMA Testing and Certification Laboratories

廠商會檢定中心

## TEST REPORT

Report No. : AY0061438(0)

Date : Nov 13, 2019

### RESULT SUMMARY

Test Item	FCC Requirement	Test Method	Result
Number of hopping frequency	§15.247(a)(1)(iii)	ANSI C63.10 §7.8.3	PASS
Band-edge	§15.247(d)	ANSI C63.10 §7.8.6 and 6.10	PASS
Carrier frequency separation	§15.247(a)	ANSI C63.10 §7.8.2	PASS
Time of occupancy (dwell time)	§15.247(a)	ANSI C63.10 §7.8.4	PASS
Output power	§15.247(b)(1)	ANSI C63.10 §7.8.5	PASS
Occupied bandwidth	§15.247(a)	ANSI C63.10 §7.8.7 and 6.9.2	PASS
Conducted spurious emission (Transmitter)	§15.247(d)	ANSI C63.10 §7.8.8, and §11.12.2.1	PASS
Radiated spurious emission (Transmitter)	§15.247(d)	ANSI C63.10 §6.4 – 6.6	PASS
Radiated spurious emission (Receiver)	§15.109(a)	ANSI C63.4 §8.3	PASS
Conducted emission on AC mains	§15.207(a)	ANSI C63.4 §7.3	PASS
Frequency Hopping System Requirement	§15.247(a)(1), (g), (h)	N/A	PASS

FCC ID: 2ADFF-KSSLA70

Page 2 of 73

Document name: FCC/ISED for FHSS - Document Ref No: RT-EL-EMC-048 - Issue Date: 13 Mar 2019 - Edition: 2

This document is issued subject to the latest CMA Testing General Terms and Conditions of Testing and Inspection Services, available on request or accessible at website [www.cmateesting.org](http://www.cmateesting.org).  
This document shall not be reproduced except in full or with written approval by CMA Testing.

CMA Industrial Development Foundation Limited

Room 1302, Yan Hing Centre, 9-13 Wong Chuk Yeung St., Fo Tan, Shatin, N.T., Hong Kong.

Tel : (852) 2698 8198 Fax : (852) 2695 4177 E-mail : [info@cmateesting.org](mailto:info@cmateesting.org) Web Site : <http://www.cmateesting.org>



# CMA Testing and Certification Laboratories

廠商會檢定中心

## TEST REPORT

Report No. : AY0061438(0)

Date : Nov 13, 2019

### Table of Contents

Table of Contents .....	3
1 Product Information .....	5
1.1 General Information.....	5
1.2 Technical Information.....	5
1.3 Associated Electric Accessories Information .....	6
1.4 Associated Cables .....	6
2.0 Equipment Units Tested (EUT).....	6
3.0 Location of Test Facility.....	6
4.0 List of test equipment, supporting equipment and cables.....	7
4.1 Test equipment.....	7
4.2 Supporting equipment.....	8
4.3 Cables.....	8
4.4 Software .....	8
5.0 Measurement Uncertainty.....	8
6.0 Measurement .....	9
6.1 General Test condition.....	9
6.2 Number of hopping frequency .....	9
6.2.1 Measurement .....	9
6.2.2 Final Result .....	9
6.3 Band-edge measurement.....	10
6.3.1 Measurement.....	10
6.3.2 Final Result .....	11
6.4 Carrier Frequency Separation .....	12
6.4.1 Measurement.....	12
6.4.2 Final Result .....	12
6.5 Time of occupancy (dwell time) .....	13
6.5.1 Measurement.....	13
6.5.2 Final Result .....	13
6.6 Output Power .....	14
6.6.1 Measurement.....	14
6.6.2 Final Result .....	14
6.7 Occupied Bandwidth.....	15
6.7.1 Measurement.....	15
6.7.2 Final Result .....	15
6.8 Conducted Spurious emission (Transmitter).....	16
6.8.1 Measurement.....	16
6.8.2 Final Result .....	16
6.9 Radiated Spurious emission (Transmitter).....	17
6.9.1 Measurement.....	17
6.9.2 Final Result .....	18

FCC ID: 2ADFF-KSSLA70

Page 3 of 73

Document name: FCC/ISED for FHSS - Document Ref No: RT-EL-EMC-048 - Issue Date: 13 Mar 2019 - Edition: 2

This document is issued subject to the latest CMA Testing General Terms and Conditions of Testing and Inspection Services, available on request or accessible at website [www.cmateesting.org](http://www.cmateesting.org).  
This document shall not be reproduced except in full or with written approval by CMA Testing.

CMA Industrial Development Foundation Limited

Room 1302, Yan Hing Centre, 9-13 Wong Chuk Yeung St., Fo Tan, Shatin, N.T., Hong Kong.

Tel : (852) 2698 8198 Fax : (852) 2695 4177 E-mail : [info@cmateesting.org](mailto:info@cmateesting.org) Web Site : <http://www.cmateesting.org>



# CMA Testing and Certification Laboratories

廠商會檢定中心

## TEST REPORT

Report No. : AY0061438(0)

Date : Nov 13, 2019

6.10	Radiated Spurious emission (other mode) .....	19
6.10.1	Measurement .....	19
6.10.2	Final Result .....	20
6.11	Conducted Emission.....	21
6.11.1	Measurement .....	21
6.11.2	Final Result .....	21
7.0	Frequency Hopping System Requirement .....	22
8.0	External photo, Internal Photo and Test configuration Photo .....	24
APPENDIX A Test Result .....		A1

FCC ID: 2ADFF-KSSLA70

Page 4 of 73

Document name: FCC/ISED for FHSS - Document Ref No: RT-EL-EMC-048 - Issue Date: 13 Mar 2019 - Edition: 2

This document is issued subject to the latest CMA Testing General Terms and Conditions of Testing and Inspection Services, available on request or accessible at website [www.cmateesting.org](http://www.cmateesting.org).  
This document shall not be reproduced except in full or with written approval by CMA Testing.

CMA Industrial Development Foundation Limited

Room 1302, Yan Hing Centre, 9-13 Wong Chuk Yeung St., Fo Tan, Shatin, N.T., Hong Kong.

Tel : (852) 2698 8198 Fax : (852) 2695 4177 E-mail : [info@cmateesting.org](mailto:info@cmateesting.org) Web Site : <http://www.cmateesting.org>



# CMA Testing and Certification Laboratories

廠商會檢定中心

## TEST REPORT

Report No. : AY0061438(0)

Date : Nov 13, 2019

### 1 Product Information

#### 1.1 General Information

Product Description:	Model:
Slam 70 Bluetooth Speaker	KSSLA70

Primary function : Receive audio signal through the Bluetooth communication and audio input

Power supply : DC 11.1V (Li-ion Rechargeable battery)  
DC 5.0V (micro-usb input)

RF related function : Bluetooth non-BLE communication

Electric Accessories sold with : Nil

Interconnection cable associated sold with : 68.5cm (head to head) USB to micro USB cable  
49cm (head to head) 3.5mm to 3.5mm audio cable

Operating condition : Not specified

Model difference : Not applicable

Remark : N/A

#### 1.2 Technical Information

Operating Frequency : 2402 – 2480MHz

Digital Modulation : FHSS

Modulation : GFSK,  $\pi/4$ DQPSK, 8DPSK

Number of Channel : 79

Channel Bandwidth : 1.0MHz

Occupied Bandwidth : 1.20MHz

Signal Type : Data

Number of Antenna : One

Antenna Type : PCB Type

Antenna Gain : 2.0dBi

Rated Input Voltage : DC11.1V (Li-ion rechargeable battery)  
DC5.0V (micro-usb input)

RF Technology Used : Bluetooth 5.0+EDR (non BLE)

Simplex or Duplex : Half-duplex

Adaptivity : FHSS adaptivity

FCC ID: 2ADFF-KSSLA70



# CMA Testing and Certification Laboratories

廠商會檢定中心

## TEST REPORT

Report No. : AY0061438(0)

Date : Nov 13, 2019

### 1.3 Associated Electric Accessories Information

N/A

### 1.4 Associated Cables

Cable Type	Length	Shielding	Ferrite attached
USB to micro USB cable	68.5cm	Yes	No
3.5mm to 3.5mm audio cable	49cm	No	No

### **2.0 Equipment Units Tested (EUT)**

Product Description : Slam 70 Bluetooth Speaker  
 Model : KSSLA70  
 Serial No. : Not specified  
 Sample Type : Production Sample and engineering sample  
 Sample No. : RY04726-002(0)  
 Rationale of selection : Only one model number

### **3.0 Location of Test Facility**

CMA Industrial Development Foundation Ltd.  
 Room 1302, Yan Hing Centre,  
 9-13 Wong Chuk Yeung,  
 Fo Tan, Shatin,  
 New Territories  
 Hong Kong.

FCC Accredited Lab (Designation Number: HK0004)

FCC ID: 2ADFF-KSSLA70



# CMA Testing and Certification Laboratories

廠商會檢定中心

## TEST REPORT

Report No. : AY0061438(0)

Date : Nov 13, 2019

### 4.0 List of test equipment, supporting equipment and cables

#### 4.1 Test equipment

Equipment	Manufacturer	Model No.	Serial No.	Calibration Due Date	Calibration Period
EMI Test Receiver	Rohde & Schwarz	ESCS30	100001	29 Mar 2020	1 Year
Spectrum Analyzer	R&S	FSV40	100964	10 Sep 2020	1 Year
Spectrum Analyzer	Rohde & Schwarz	FSP30	100628	26 Mar 2020	1 Year
Broadband Antenna	Schaffner	CBL6112B	2692	27 Mar 2021	2 Years
Loop Antenna	EMCO	6502	00056620	25 Jan 2020	2 Years
Horn Antenna	Schwarzbeck	BBHA 9120D	9120D-531	21 Dec 2020	2 Years
Broadband Pre-Amplifier	Schwarzbeck	BBV 9718	9718-119	21 Dec 2020	2 Years
Horn Antenna	Schwarzbeck	BBHA 9170	BBHA9170442	01 Aug 2020	2 Years
Broadband Pre-Amplifier	Schwarzbeck	BBV 9719	9719-010	01 Aug 2020	2 Years
Coaxial Cable	Schaffner	RG 213/U	N/A	16 May 2020	1 Year
Coaxial Cable	Suhner	RG 214/U	N/A	16 May 2020	1 Year
Coaxial Cable	Suhner	Sucoflex_104	N/A	21 Dec 2019	1 Year
LISN	Rohde & Schwarz	ENV216	101323	22 Jan 2020	1 Year
Coaxial Cable	Tyco Electronics	RG 58C/U	N/A	22 Oct 2020	1 Year
<b>Rohde &amp; Schwarz TS8997 Testing System</b>					
Spectrum Analyzer	Rohde & Schwarz	FSV 40	101190	05 Dec 2019	1 Year
OSP	Rohde & Schwarz	OSP	OSP-B157W	24 Apr 2020	1 Year

FCC ID: 2ADFF-KSSLA70

Page 7 of 73

Document name: FCC/ISED for FHSS - Document Ref No: RT-EL-EMC-048 - Issue Date: 13 Mar 2019 - Edition: 2

This document is issued subject to the latest CMA Testing General Terms and Conditions of Testing and Inspection Services, available on request or accessible at website [www.cmateesting.org](http://www.cmateesting.org). This document shall not be reproduced except in full or with written approval by CMA Testing.

CMA Industrial Development Foundation Limited

Room 1302, Yan Hing Centre, 9-13 Wong Chuk Yeung St., Fo Tan, Shatin, N.T., Hong Kong.

Tel : (852) 2698 8198 Fax : (852) 2695 4177 E-mail : [info@cmateesting.org](mailto:info@cmateesting.org) Web Site : <http://www.cmateesting.org>



# CMA Testing and Certification Laboratories

廠商會檢定中心

## TEST REPORT

Report No. : AY0061438(0)

Date : Nov 13, 2019

### 4.2 Supporting equipment

Equipment Name	Manufacturer	Model	Serial	Provided by
USB to TTL adaptor*	Not provided	HW-597	Not labelled	Applicant
AC/DC adaptor	Apple	A1299	Not labelled	CMA

Remark: \*only used for configure engineering mode

### 4.3 Cables

Nil

### 4.4 Software

Software Name	Version	Function	Provided by
Bx32xx*	V1.5	Configure Engineering mode	Applicant

Remark: \*only used for configure engineering mode

## 5.0 Measurement Uncertainty

The reported uncertainty is based on a standard uncertainty multiplied by a coverage factor  $k=2$ , providing a level of confidence of approximately 95%.

### Radiated emissions

Frequency	Uncertainty ( $U_{lab}$ )
30MHz ~ 200MHz (Horizontal)	4.59dB
30MHz ~ 200MHz (Vertical)	4.49dB
200MHz ~1000MHz (Horizontal)	4.94dB
200MHz ~1000MHz (Vertical)	4.97dB
1GHz ~6GHz	4.52dB
6GHz ~18GHz	4.58dB
18GHz~40GHz	4.66dB

### Line-conducted emissions

Frequency	Uncertainty ( $U_{lab}$ )
150kHz~30MHz	2.80dB

FCC ID: 2ADFF-KSSLA70

Page 8 of 73

Document name: FCC/ISED for FHSS - Document Ref No: RT-EL-EMC-048 - Issue Date: 13 Mar 2019 - Edition: 2

This document is issued subject to the latest CMA Testing General Terms and Conditions of Testing and Inspection Services, available on request or accessible at website [www.cmateesting.org](http://www.cmateesting.org). This document shall not be reproduced except in full or with written approval by CMA Testing.

CMA Industrial Development Foundation Limited

Room 1302, Yan Hing Centre, 9-13 Wong Chuk Yeung St., Fo Tan, Shatin, N.T., Hong Kong.

Tel : (852) 2698 8198 Fax : (852) 2695 4177 E-mail : [info@cmateesting.org](mailto:info@cmateesting.org) Web Site : <http://www.cmateesting.org>





# CMA Testing and Certification Laboratories

廠商會檢定中心

## TEST REPORT

Report No. : AY0061438(0)

Date : Nov 13, 2019

### 6.0 Measurement

#### 6.1 General Test condition

Temperature : 25.8°C  
 Test Voltage : DC 11.1V and AC 120V  
 Humidity : 41.1%  
 Atmosphere Pressure : 100.4kPa

#### 6.2 Number of hopping frequency

##### 6.2.1 Measurement

Requirement : FCC Part 15 § 15.247(a)(1)(iii)  
 Measuring procedure : ANSI C63.10:2013, clause 7.8.3  
 Span : 83.5MHz  
 RBW : 300kHz  
 VBW : 300kHz  
 Frequency range : 2.4000 – 2.4835GHz  
 Modulation tested : GFSK  
 Packet Type tested : DH5  
 Additional measuring procedure : Nil

##### 6.2.2 Final Result

No. of hopping channels measured	Limit	Result	Worst case mode
79	≥ 15	PASS	GFSK and DH5

Remark: Detail test result and equipment setting refer to appendix A, A4

FCC ID: 2ADFF-KSSLA70



# CMA Testing and Certification Laboratories

廠商會檢定中心

## TEST REPORT

Report No. : AY0061438(0)

Date : Nov 13, 2019

### 6.3 Band-edge measurement

#### 6.3.1 Measurement

Requirement : FCC Part 15 §15.247(d)  
Measuring procedure : ANSI C63.10:2013, section 7.8.6 and 6.10  
Hopping mode : Enabled and Disable  
RBW : 100kHz  
VBW : 300kHz  
Frequency range : 2310 – 2400MHz and 2483.5 – 2500MHz  
Modulation tested : GFSK,  $\pi/4$ DQPSK, 8DPSK  
Packet Type tested : DH5, 2DH5, 3DH5  
Channel tested for non-hopping mode : 2402MHz for lowed band edge and 2480MHz for higher band edge  
Additional measuring procedure : For lower band edge (2400MHz)

1. Using the “Measurement 1” setting shown below the scan plot within the frequency span from 2400 – 2483.5MHz to measure the maximum peak value of fundamental
2. Using the “Measurement 2” setting shown below the scan plot within the frequency span from 2310 – 2400MHz to measure the bandedge reading
3. Compare that reading in procedure with the limit which equal to the measured maximum peak in procedure 1 minus 20dB

For Upper bandedge (2483.5MHz)

1. Using the “Measurement 1” setting shown below the scan plot within the frequency span from 2400 – 2483.5MHz to measure the maximum peak value of fundamental
2. Using the “Measurement 2” setting shown below the scan plot within the frequency span from 2483.5 – 2500MHz to measure the bandedge reading
3. Compare that reading in procedure with the limit which equal to the measured maximum peak in procedure 1 minus 20dB

FCC ID: 2ADFF-KSSLA70

Page 10 of 73

Document name: FCC/ISED for FHSS - Document Ref No: RT-EL-EMC-048 - Issue Date: 13 Mar 2019 - Edition: 2

This document is issued subject to the latest CMA Testing General Terms and Conditions of Testing and Inspection Services, available on request or accessible at website [www.cmateesting.org](http://www.cmateesting.org).  
This document shall not be reproduced except in full or with written approval by CMA Testing.

CMA Industrial Development Foundation Limited

Room 1302, Yan Hing Centre, 9-13 Wong Chuk Yeung St., Fo Tan, Shatin, N.T., Hong Kong.

Tel : (852) 2698 8198 Fax : (852) 2695 4177 E-mail : [info@cmateesting.org](mailto:info@cmateesting.org) Web Site : <http://www.cmateesting.org>



# CMA Testing and Certification Laboratories

廠商會檢定中心

## TEST REPORT

Report No. : AY0061438(0)

Date : Nov 13, 2019

### 6.3.2 Final Result

Banded frequency for lower bandedge (Worst Case)	Worst case (dBc) <sup>2</sup>	Detector	Limit <sup>1</sup> (dBc)	Result	Worst case
2399.725000	42.4	Peak	≥20.0	PASS	GFSK and DH5
Banded frequency for higher bandedge (Worst Case)	Worst case in (dBc) <sup>2</sup>	Detector	Limit <sup>1</sup>	Result	Worst case
2498.675000	55.8	Peak	≥20.0	PASS	GFSK and DH5

Remark: 1) The limit is based on the transmitter demonstrated compliance with peak conducted power limit on section 6.4.2 of this report.

2) The Worst case dBc is the peak values measured in procedure 1 minus the worst case bandedge emission

3) Detail test result and equipment setting refer to appendix A, A32-39

FCC ID: 2ADFF-KSSLA70



# CMA Testing and Certification Laboratories

廠商會檢定中心

## TEST REPORT

Report No. : AY0061438(0)

Date : Nov 13, 2019

### 6.4 Carrier Frequency Separation

#### 6.4.1 Measurement

Requirement : FCC Part 15 §15.247(a)  
 Measuring procedure : ANSI C63.10:2013, section 7.8.2  
 Hopping mode : Enabled  
 RBW : 300kHz  
 VBW : 300kHz  
 Frequency range : 2401-2404MHz, 2440-2443MHz, 2478-2481MHz  
 Modulation tested : GFSK<sup>2</sup>  
 Packet Type tested : DH5<sup>2</sup>  
 Additional measuring procedure : Nil  
 Remark : 1) Since the measured value is more than 1.5 times of limit, only middle channel is measured.  
 2) Since the modulation and packet type does not affect the channel separation, GFSK and DH5 are selected as represented modulation and data type

#### 6.4.2 Final Result

Carrier Frequency Separation	Limit <sup>1</sup>	Result	Worst case mode
1.009900MHz	0.913333MHz	PASS	GFSK and DH5

Remark: 1) Limit is 2/3 of the 20dB bandwidth in section 6.7 and conducted peak power is less than 0.125W in section 6.6 of this report.

2) Detail test result and equipment setting refer to appendix A, A29-31

FCC ID: 2ADFF-KSSLA70



# CMA Testing and Certification Laboratories

廠商會檢定中心

## TEST REPORT

Report No. : AY0061438(0)

Date : Nov 13, 2019

### 6.5 Time of occupancy (dwell time)

#### 6.5.1 Measurement

- Requirement : FCC Part 15 §15.247(a)
- Measuring procedure : ANSI C63.10:2013, section 7.8.4
- Hopping mode : Disable
- RBW : 500kHz
- VBW : 1MHz
- Modulation tested : GFSK<sup>3</sup>
- Packet Type tested : DH1, DH3, DH5
- Channel tested for non-hopping mode : 2441MHz
- Additional measuring procedure :
  - 1) Setup engineering sample to channel 2441MHz and DH1 packet size to perform the measurement according to ANSI C63.10, section 7.8.4
  - 2) Find the worst case packet size
  - 3) Repeat procedure1 with the worst case packet size for channel 2402MHz and 2480MHz
- Remark : 1) Since the modulation does not affect the dwell time, GFSK is selected as represented modulation.

#### 6.5.2 Final Result

Dwell time (worst case)	Limit	Result	Worst case mode
305.490ms	≤400ms	PASS	GFSK and DH5

Remark: 1) Detail test result and equipment setting refer to appendix A, A5-7



# CMA Testing and Certification Laboratories

廠商會檢定中心

## TEST REPORT

Report No. : AY0061438(0)

Date : Nov 13, 2019

### 6.6 Output Power

#### 6.6.1 Measurement

- Requirement : FCC Part 15 §15.247(b) (1)
- Measuring procedure : ANSI C63.10:2013, section 7.8.5
- Hopping mode : Disable
- Modulation tested : GFSK,  $\pi/4$ DQPSK, 8DPSK
- Packet Type tested : DH5<sup>1</sup>
- Channel tested for non-hopping mode : 2402MHz, 2441MHz, 2480MHz
- Additional measuring procedure : Nil
- Remark : 1) Since the packet size does not affect the output power, DH5 is selected as represented packet size.

#### 6.6.2 Final Result

##### (a) Maximum peak conducted output power

Maximum peak conducted output power	Limit(s) <sup>1</sup>	Result	Modulation
0.6dBm	$\leq 21.0$ dBm	PASS	GFSK
0.6dBm	$\leq 21.0$ dBm	PASS	$\pi/4$ DQPSK
0.6dBm	$\leq 21.0$ dBm	PASS	8DPSK

Remark: 1) 0.125W (21.0dBm) limit is used for 2/3 20dB bandwidth requirement for channel separation.

2) Detail test result and equipment setting refer to appendix A, A8-10

##### (b) Maximum peak e.i.r.p.

Maximum peak e.i.r.p. <sup>1</sup>	Limit(s) <sup>2</sup>	Result	Modulation
2.6dBm	$\leq 27.0$ dBm	PASS	GFSK
2.6dBm	$\leq 27.0$ dBm	PASS	$\pi/4$ DQPSK
2.6dBm	$\leq 27.0$ dBm	PASS	8DPSK

Remark: 1) Maximum peak e.i.r.p. = Maximum peak conducted output power + antenna gain (dBi)

2) Maximum peak e.i.r.p. limit = Maximum peak conducted output power limit + 6dBi

3) Detail test result and equipment setting refer to appendix A, A8-10

FCC ID: 2ADFF-KSSLA70



# CMA Testing and Certification Laboratories

廠商會檢定中心

## TEST REPORT

Report No. : AY0061438(0)

Date : Nov 13, 2019

### 6.7 Occupied Bandwidth

#### 6.7.1 Measurement

Requirement : FCC Part 15 §15.247(a)  
 Measuring procedure : ANSI C63.10:2013, section 7.8.7 and 6.9.2  
 Hopping mode : Disable  
 Modulation tested : GFSK,  $\pi/4$ DQPSK, 8DPSK  
 Packet Type tested : DH5<sup>1</sup>  
 Channel tested for non-hopping mode : 2402MHz, 2441MHz, 2480MHz  
 Additional measuring procedure : Nil  
 Remark : 1) Since the packet size does not affect the bandwidth, DH5 is selected as represented packet size.

#### 6.7.2 Final Result

20dB bandwidth	99% OBW	Modulation
930.0kHz	910.0kHz	GFSK
1370.0kHz	1200.0kHz	$\pi/4$ DQPSK
1360.0kHz	1210.0kHz	8DPSK

Remark: 1) Detail test result and equipment setting refer to appendix A, A11-28.

FCC ID: 2ADFF-KSSLA70



# CMA Testing and Certification Laboratories

廠商會檢定中心

## TEST REPORT

Report No. : AY0061438(0)

Date : Nov 13, 2019

### 6.8 Conducted Spurious emission (Transmitter)

#### 6.8.1 Measurement

- Requirement : FCC Part 15 §15.247(d)
- Measuring procedure : ANSI C63.10:2013, section 5.5, 5.6, 7.8.8 and 11.12.2.1
- Hopping mode : Disable
- RBW : Refer to pre-measurement and final measurement setting
- Detector : Refer to pre-measurement and final measurement setting
- Modulation tested : GFSK<sup>1</sup>
- Packet Type tested : DH5<sup>2</sup>
- Channel tested for non-hopping mode :
- Additional measuring procedure :
  - 1) Setup engineering sample to channel 2402MHz to perform the measurement according to ANSI C63.10, section 7.8.8 with pre-measurement setting
  - 2) If the pre-measurement is over the limit, the final measurement is performed for the specific frequency according to final measurement setting or restricted band frequency
  - 3) For non-restricted band frequency, peak detector and 100kHz RBW will be used for final measurement.
  - 4) Repeat the procedure 1 to 3 for channel frequency of 2441MHz and 2480MHz
- Remark :
  - 1) Since the GFSK generates a higher SPD with power level, GFSK is selected as represented modulation for testing.
  - 2) Since DH5 generates a higher dwell time, DH5 is selected as representative packet size for testing

#### 6.8.2 Final Result

Worst case spurious emission frequency	Worst case spurious emission power <sup>1</sup>	Limit <sup>2</sup>	Margin	Result	Worst case mode
2399.975000MHz	-40.8dBm	-18.4dBm	-22.4dB	PASS	GFSK and DH5

- Remark: 1) Spurious emission power = measured conducted power + antenna gain(dBi) +ground reflection factor according to ANSI C63.10 section 11.12.2.2 for restricted band emission.
- 2) For restricted band emission, limit = restricted band field strength limit (dBuV/m) – 9.54 + 104.75dB according to ANSI C63.10 section 11.12.2.2 For non-restricted band , limit = SPD/100kHz – 20dB.
- 3) Detail test result and equipment setting refer to appendix A, A40-45

FCC ID: 2ADFF-KSSLA70





# CMA Testing and Certification Laboratories

廠商會檢定中心

## TEST REPORT

Report No. : AY0061438(0)

Date : Nov 13, 2019

### 6.9 Radiated Spurious emission (Transmitter)

#### 6.9.1 Measurement

The equipment under test (EUT) was placed on a non-conductive turntable with dimensions of 1.5m x 0.4m and 0.8m high above the ground for below 1GHz measurement and 1.5m high above the ground for above 1GHz measurement. 3m from the EUT, a broadband antenna mounting on the mast received the signal strength. The turntable was rotated to maximize the emission level. The antenna was then moving along the mast from 1m up to 4m until no more higher value was found. Both horizontal and vertical polarization of the antenna were placed and investigated.

For below 30MHz, a loop antenna with its vertical plane is placed 3m from the EUT and rotated about its vertical axis for maximum response at each azimuth about the EUT. And the centre of the loop shall be 1 m above the ground.

For 30MHz to 300MHz, biconical antenna with its vertical and horizontal plane is placed 3m from the EUT and rotated about its vertical and horizontal axis for maximum response at each azimuth about the EUT. And the reference point of antenna shall be 1 m above the ground. Same procedure for frequency 300MHz to 1000MHz but Log-periodic antenna is used for final measurements.

For above 1GHz, horn antenna with its vertical and horizontal plane is placed 3m from the EUT and rotated about its vertical and horizontal axis for maximum response at each azimuth about the EUT. Preamplifier and High Pass filter was used for measurements. The reference point of antenna shall be 1 m above the ground.

The device was rotated through three X, Y, Z orthogonal to determine which attitude and configuration produce the highest emission during measurement for Radiated Emission measurement.

The Frequencies from fundamental up to the tenth harmonics were investigated, and emissions more 20dB below limit were not reported.

Bluetooth hopping + charging mode with GFSK modulation and DH5 packet type are selected as worst case mode for spurious radiated emission test from cabinet.

FCC ID: 2ADFF-KSSLA70

Page 17 of 73

Document name: FCC/ISED for FHSS - Document Ref No: RT-EL-EMC-048 - Issue Date: 13 Mar 2019 - Edition: 2

This document is issued subject to the latest CMA Testing General Terms and Conditions of Testing and Inspection Services, available on request or accessible at website [www.cmateesting.org](http://www.cmateesting.org).  
This document shall not be reproduced except in full or with written approval by CMA Testing.

CMA Industrial Development Foundation Limited

Room 1302, Yan Hing Centre, 9-13 Wong Chuk Yeung St., Fo Tan, Shatin, N.T., Hong Kong.

Tel : (852) 2698 8198 Fax : (852) 2695 4177 E-mail : [info@cmateesting.org](mailto:info@cmateesting.org) Web Site : <http://www.cmateesting.org>



# CMA Testing and Certification Laboratories

廠商會檢定中心

## TEST REPORT

Report No. : AY0061438(0)

Date : Nov 13, 2019

### 6.9.2 Final Result

a) Test mode: Bluetooth + charging mode

Polarization	Frequency (MHz)	Reading at 3m (dB $\mu$ V)	Transducer Factor (dB/m)	Field Strength at 3m <sup>1</sup> (dB $\mu$ V/m)	Limit at 3m (dB $\mu$ V/m)	Margin (dB)	Detector (PK/QP/AV)
V	2400.000	67.8	-4.7	63.1	74.0	-10.9	PK
V	2400.000	36.3	-4.7	31.6	54.0	-22.4	AV
V	2483.500	56.2	-4.7	51.5	54.0	-2.5	PK
V	4003.579	40.6	-0.9	39.7	54.0	-14.3	PK
V	4068.324	40.5	-0.9	39.6	54.0	-14.4	PK
V	4133.187	39.3	-0.9	38.4	54.0	-15.6	PK
H	4804.119	43.8	2.3	46.1	54.0	-7.9	PK
V	4882.045	45.3	2.3	47.6	54.0	-6.4	PK
V	4960.144	45.3	2.8	48.1	54.0	-5.9	PK
V	6405.395	43.2	5.0	48.2	54.0	-5.8	PK
V	6509.395	41.2	7.2	48.4	54.0	-5.6	PK
V	6613.429	40.8	7.2	48.0	54.0	-6.0	PK
H	7206.099	34.6	9.6	44.2	54.0	-9.8	PK
H	7323.024	35.4	9.6	45.0	54.0	-9.0	PK
V	7439.857	35.4	9.6	45.0	54.0	-9.0	PK

- Remark: 1) Field Strength = Reading + transducer factor.  
 2) Other emission with more than 20dB margin are not reported in this report.  
 3) The peak value are compared with average limit except 2400.000MHz

FCC ID: 2ADFF-KSSLA70

Page 18 of 73

Document name: FCC/ISED for FHSS - Document Ref No: RT-EL-EMC-048 - Issue Date: 13 Mar 2019 - Edition: 2

This document is issued subject to the latest CMA Testing General Terms and Conditions of Testing and Inspection Services, available on request or accessible at website [www.cmateesting.org](http://www.cmateesting.org).  
 This document shall not be reproduced except in full or with written approval by CMA Testing.

CMA Industrial Development Foundation Limited

Room 1302, Yan Hing Centre, 9-13 Wong Chuk Yeung St., Fo Tan, Shatin, N.T., Hong Kong.

Tel : (852) 2698 8198 Fax : (852) 2695 4177 E-mail : [info@cmateesting.org](mailto:info@cmateesting.org) Web Site : <http://www.cmateesting.org>



# CMA Testing and Certification Laboratories

廠商會檢定中心

## TEST REPORT

Report No. : AY0061438(0)

Date : Nov 13, 2019

### 6.10 Radiated Spurious emission (other mode)

#### 6.10.1 Measurement

The equipment under test (EUT) was placed on a non-conductive turntable with dimensions of 1.5m x 0.4m and 0.8m high above the ground for below 1GHz measurement and 1.5m high above the ground for above 1GHz measurement. 3m from the EUT, a broadband antenna mounting on the mast received the signal strength. The turntable was rotated to maximize the emission level. The antenna was then moving along the mast from 1m up to 4m until no more higher value was found. Both horizontal and vertical polarization of the antenna were placed and investigated.

For below 30MHz, a loop antenna with its vertical plane is placed 3m from the EUT and rotated about its vertical axis for maximum response at each azimuth about the EUT. And the centre of the loop shall be 1 m above the ground.

For 30MHz to 300MHz, biconical antenna with its vertical and horizontal plane is placed 3m from the EUT and rotated about its vertical and horizontal axis for maximum response at each azimuth about the EUT. And the reference point of antenna shall be 1 m above the ground. Same procedure for frequency 300MHz to 1000MHz but Log-periodic antenna is used for final measurements.

For above 1GHz, horn antenna with its vertical and horizontal plane is placed 3m from the EUT and rotated about its vertical and horizontal axis for maximum response at each azimuth about the EUT. Preamplifier and High Pass filter was used for measurements. The reference point of antenna shall be 1 m above the ground.

The device was rotated through three X, Y, Z orthogonal to determine which attitude and configuration produce the highest emission during measurement for Radiated Emission measurement.

The Frequencies from fundamental up to the tenth harmonics were investigated, and emissions more 20dB below limit were not reported.

Receiving mode and Aux-in are selected for spurious radiated emission test from cabinet.

FCC ID: 2ADFF-KSSLA70

Page 19 of 73

Document name: FCC/ISED for FHSS - Document Ref No: RT-EL-EMC-048 - Issue Date: 13 Mar 2019 - Edition: 2

This document is issued subject to the latest CMA Testing General Terms and Conditions of Testing and Inspection Services, available on request or accessible at website [www.cmateesting.org](http://www.cmateesting.org).  
This document shall not be reproduced except in full or with written approval by CMA Testing.

CMA Industrial Development Foundation Limited

Room 1302, Yan Hing Centre, 9-13 Wong Chuk Yeung St., Fo Tan, Shatin, N.T., Hong Kong.

Tel : (852) 2698 8198 Fax : (852) 2695 4177 E-mail : [info@cmateesting.org](mailto:info@cmateesting.org) Web Site : <http://www.cmateesting.org>



# CMA Testing and Certification Laboratories

廠商會檢定中心

## TEST REPORT

Report No. : AY0061438(0)

Date : Nov 13, 2019

### 6.10.2 Final Result

Test mode: Receiving mode

Polarization	Frequency (MHz)	Reading at 3m (dB $\mu$ V)	Transducer Factor (dB/m)	Field Strength at 3m <sup>1</sup> (dB $\mu$ V/m)	Limit at 3m (dB $\mu$ V/m)	Margin (dB)	Detector (PK/QP/AV)
H	71.653	11.3	9.8	21.1	40.0	-18.9	QP
V	99.459	15.6	10.2	25.8	43.5	-17.7	QP
H	127.985	14.8	12.6	27.4	43.5	-16.1	QP
V	159.541	12.5	13.5	26.0	43.5	-17.5	QP
H	199.203	11.4	15.3	26.7	43.5	-16.8	QP
V	243.336	15.4	14.5	29.9	46.0	-16.1	QP
H	285.840	17.5	14.5	32.0	46.0	-14.0	QP
V	327.246	16.7	16.9	33.6	46.0	-12.4	QP

- Remark: 1) Field Strength = Reading + transducer factor.  
2) Other emission with more than 20dB margin are not reported in this report.

Test mode: Aux-in+charging

Polarization	Frequency (MHz)	Reading at 3m (dB $\mu$ V)	Transducer Factor (dB/m)	Field Strength at 3m <sup>1</sup> (dB $\mu$ V/m)	Limit at 3m (dB $\mu$ V/m)	Margin (dB)	Detector (PK/QP/AV)
V	49.143	19.1	11.3	30.4	40.0	-9.6	QP
H	87.144	23.6	9.8	33.4	40.0	-6.6	QP
V	87.943	21.9	9.8	31.7	40.0	-8.3	QP
V	287.649	12.7	14.5	27.2	46.0	-18.8	QP
H	376.661	14.2	16.9	31.1	46.0	-14.9	QP
H	629.888	9.9	23.8	33.7	46.0	-12.3	QP
V	766.601	9.8	25.1	34.9	46.0	-11.1	QP

- Remark: 1) Field Strength = Reading + transducer factor.  
2) Other emission with more than 20dB margin are not reported in this report.

FCC ID: 2ADFF-KSSLA70

Page 20 of 73

Document name: FCC/ISED for FHSS - Document Ref No: RT-EL-EMC-048 - Issue Date: 13 Mar 2019 - Edition: 2

This document is issued subject to the latest CMA Testing General Terms and Conditions of Testing and Inspection Services, available on request or accessible at website [www.cmateesting.org](http://www.cmateesting.org).  
This document shall not be reproduced except in full or with written approval by CMA Testing.

CMA Industrial Development Foundation Limited

Room 1302, Yan Hing Centre, 9-13 Wong Chuk Yeung St., Fo Tan, Shatin, N.T., Hong Kong.

Tel : (852) 2698 8198 Fax : (852) 2695 4177 E-mail : [info@cmateesting.org](mailto:info@cmateesting.org) Web Site : <http://www.cmateesting.org>



# CMA Testing and Certification Laboratories

廠商會檢定中心

## TEST REPORT

Report No. : AY0061438(0)

Date : Nov 13, 2019

### 6.11 Conducted Emission

#### 6.11.1 Measurement

Requirement : FCC Part 15 §15.207(a)  
 Measuring procedure : ANSI C63.4:2014, section 7.3  
 Test mode : Bluetooth+charging, Aux-in+Charging  
 RBW : 9kHz  
 VBW : 30kHz  
 Modulation tested : GFSK  
 Packet Type tested : DH5  
 Additional measuring procedure : Nil  
 Remark : Nil

#### 6.11.2 Final Result

Worst case conducted emission frequency	Worst case conducted emission	Limit	Margin	Detector	Lines	Worst case mode	Result
0.1635MHz	57.68dBμV	65.27dBμV	-7.59dB	QP	L	Aux +charging	PASS

Remark: 1) Detail test result and equipment setting refer to appendix A, A46-49

FCC ID: 2ADFF-KSSLA70



# CMA Testing and Certification Laboratories

廠商會檢定中心

## TEST REPORT

Report No. : AY0061438(0)

Date : Nov 13, 2019

### 7.0 Frequency Hopping System Requirement

#### Test Requirement: Section 15.247(a)(1), (g), (h)

The system shall hop to channel frequencies that are selected at the system hopping rate from a Pseudorandom order list of hopping frequencies. Each frequency must be used equally on the average by each transmitter. The system receivers shall have input bandwidths that match the hopping channel bandwidths of their corresponding transmitters and shall shift frequencies in synchronization with the transmitted signals.

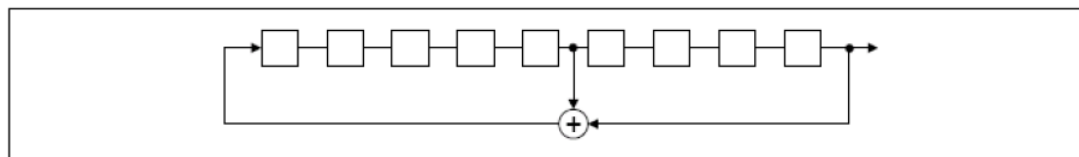
Frequency hopping spread spectrum systems are not required to employ all available hopping channels during each transmission. However, the system, consisting of both the transmitter and the receiver, must be designed to comply with all of the regulations in this section should the transmitter be presented with a continuous data (or information) stream. In addition, a system employing short transmissions bursts must comply with the definition of a frequency hopping system and must distribute its transmissions over the minimum number of hopping channels specified in this section.

The incorporation of intelligence within a frequency hopping spread spectrum system that permits the system to recognize other users within the spectrum band so that it individually and independently chooses and adapts its hop sets to avoid hopping on occupied channels is permitted. The coordination of frequency hopping systems in any other manner for the express purpose of avoiding the simultaneous occupancy of individual hopping frequencies by multiple transmitters is not permitted.

#### Compliance for section 15.247(a)(1)

According to Bluetooth Core Specification, the pseudorandom sequence may be generated in a nine-stage shift register whose 5<sup>th</sup> and 9<sup>th</sup> stage outputs are added in a modulo-two addition stage. And the result is fed back to the input of the first stage. The sequence begins with the first ONE of 9 consecutive ONES; i.e. the shift register is initialized with nine ones.

- Number of shift register stage: 9
- Length of pseudorandom sequence:  $2^9-1=511$  bits
- Longest sequence of zero: 8 (non-inverted signal)



Linear Feedback Shift Register for Generation of the PRBS sequence

FCC ID: 2ADFF-KSSLA70



# CMA Testing and Certification Laboratories

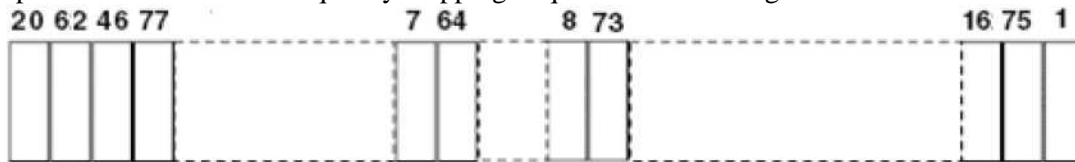
廠商會檢定中心

## TEST REPORT

Report No. : AY0061438(0)

Date : Nov 13, 2019

An example of Pseudorandom Frequency Hopping Sequence as following:



Each frequency used equally on the average by each transmitter.

According to Bluetooth Core Specification, Bluetooth receivers are designed to have input and IF bandwidths that match the hopping channel bandwidths of any Bluetooth transmitters and shift frequencies in synchronization with the transmitted signals.

### **Compliance for section 15.247(g)**

According to Bluetooth Core Specification, the Bluetooth system transmits the packet with the pseudorandom hopping frequency with a continuous data and the short burst transmission from the Bluetooth system is also transmitted under the frequency hopping system with the pseudorandom hopping frequency system.

### **Compliance for section 15.247(h)**

According to Bluetooth Core specification, the Bluetooth system incorporates with an adaptive system to detect other user within the spectrum band so that it individually and independently to avoid hopping on the occupied channels.

According to the Bluetooth Core specification, the Bluetooth system is designed not have the ability to coordinate with other FHSS System in effort to avoid the simultaneous occupancy of the individual hopping frequencies by multiple transmitter.

FCC ID: 2ADFF-KSSLA70



# CMA Testing and Certification Laboratories

廠商會檢定中心

## TEST REPORT

Report No. : AY0061438(0)

Date : Nov 13, 2019

### 8.0 External photo, Internal Photo and Test configuration Photo

The External Photo, Internal Photo and Test Configuration Photo associated with this report for the tested product are saved in separated pdf file listed in the following

File content	File name
External Photo	2AFF-KSSLA70 External photo.pdf
Internal Photo	2AFF-KSSLA70 Internal photo.pdf
Test Configuration Photo	2AFF-KSSLA70 Test setpu photo.pdf

FCC ID: 2ADFF-KSSLA70

Page 24 of 73

Document name: FCC/ISED for FHSS - Document Ref No: RT-EL-EMC-048 - Issue Date: 13 Mar 2019 - Edition: 2

This document is issued subject to the latest CMA Testing General Terms and Conditions of Testing and Inspection Services, available on request or accessible at website [www.cmateesting.org](http://www.cmateesting.org).  
This document shall not be reproduced except in full or with written approval by CMA Testing.

CMA Industrial Development Foundation Limited

Room 1302, Yan Hing Centre, 9-13 Wong Chuk Yeung St., Fo Tan, Shatin, N.T., Hong Kong.

Tel : (852) 2698 8198 Fax : (852) 2695 4177 E-mail : [info@cmateesting.org](mailto:info@cmateesting.org) Web Site : <http://www.cmateesting.org>





# CMA Testing and Certification Laboratories

廠商會檢定中心

## TEST REPORT

Report No. : AY0061438(0)

Date : Nov 13, 2019

## APPENDIX A Test Result

FCC ID: 2ADFF-KSSLA70

This document is issued subject to the latest CMA Testing General Terms and Conditions of Testing and Inspection Services, available on request or access [www.cmateesting.org](http://www.cmateesting.org).  
This document shall not be reproduced except in full or with written approval by CMA Testing.

Document name: FCC/ISED for FHSS - Document Ref No: RT-EL-EMC-048 - Issue Date: 13 Mar 2019 - Edition: 2

CMA Industrial Development Foundation Limited

Room 1302, Yan Hing Centre, 9-13 Wong Chuk Yeung St., Fo Tan, Shatin, N.T., Hong Kong.

Tel : (852) 2698 8198 Fax : (852) 2695 4177 E-mail : [info@cmateesting.org](mailto:info@cmateesting.org) Web Site : <http://www.cmateesting.org>



# CMA Testing and Certification Laboratories

廠商會檢定中心

## TEST REPORT

Report No. : AY0061438(0)

Date : Nov 13, 2019

### FCC Part 47 §15.247 2400-2483.5 MHz 2016

#### DUT Information

##### Frequencies

BT CH 0 (2402 MHz)	BT CH 1 (2403 MHz)	BT CH 2 (2404 MHz)
BT CH 3 (2405 MHz)	BT CH 4 (2406 MHz)	BT CH 5 (2407 MHz)
BT CH 6 (2408 MHz)	BT CH 7 (2409 MHz)	BT CH 8 (2410 MHz)
BT CH 9 (2411 MHz)	BT CH 10 (2412 MHz)	BT CH 11 (2413 MHz)
BT CH 12 (2414 MHz)	BT CH 13 (2415 MHz)	BT CH 14 (2416 MHz)
BT CH 15 (2417 MHz)	BT CH 16 (2418 MHz)	BT CH 17 (2419 MHz)
BT CH 18 (2420 MHz)	BT CH 19 (2421 MHz)	BT CH 20 (2422 MHz)
BT CH 21 (2423 MHz)	BT CH 22 (2424 MHz)	BT CH 23 (2425 MHz)
BT CH 24 (2426 MHz)	BT CH 25 (2427 MHz)	BT CH 26 (2428 MHz)
BT CH 27 (2429 MHz)	BT CH 28 (2430 MHz)	BT CH 29 (2431 MHz)
BT CH 30 (2432 MHz)	BT CH 31 (2433 MHz)	BT CH 32 (2434 MHz)
BT CH 33 (2435 MHz)	BT CH 34 (2436 MHz)	BT CH 35 (2437 MHz)
BT CH 36 (2438 MHz)	BT CH 37 (2439 MHz)	BT CH 38 (2440 MHz)
BT CH 39 (2441 MHz)	BT CH 40 (2442 MHz)	BT CH 41 (2443 MHz)
BT CH 42 (2444 MHz)	BT CH 43 (2445 MHz)	BT CH 44 (2446 MHz)
BT CH 45 (2447 MHz)	BT CH 46 (2448 MHz)	BT CH 47 (2449 MHz)
BT CH 48 (2450 MHz)	BT CH 49 (2451 MHz)	BT CH 50 (2452 MHz)
BT CH 51 (2453 MHz)	BT CH 52 (2454 MHz)	BT CH 53 (2455 MHz)
BT CH 54 (2456 MHz)	BT CH 55 (2457 MHz)	BT CH 56 (2458 MHz)
BT CH 57 (2459 MHz)	BT CH 58 (2460 MHz)	BT CH 59 (2461 MHz)
BT CH 60 (2462 MHz)	BT CH 61 (2463 MHz)	BT CH 62 (2464 MHz)
BT CH 63 (2465 MHz)	BT CH 64 (2466 MHz)	BT CH 65 (2467 MHz)
BT CH 66 (2468 MHz)	BT CH 67 (2469 MHz)	BT CH 68 (2470 MHz)
BT CH 69 (2471 MHz)	BT CH 70 (2472 MHz)	BT CH 71 (2473 MHz)
BT CH 72 (2474 MHz)	BT CH 73 (2475 MHz)	BT CH 74 (2476 MHz)
BT CH 75 (2477 MHz)	BT CH 76 (2478 MHz)	BT CH 77 (2479 MHz)
BT CH 78 (2480 MHz)		

FCC ID: 2ADFF-KSSLA70

This document is issued subject to the latest CMA Testing General Terms and Conditions of Testing and Inspection Services, available on request or access [www.cmateesting.org](http://www.cmateesting.org).  
This document shall not be reproduced except in full or with written approval by CMA Testing.

Document name: FCC/ISED for FHSS - Document Ref No: RT-EL-EMC-048 - Issue Date: 13 Mar 2019 - Edition: 2

CMA Industrial Development Foundation Limited

Room 1302, Yan Hing Centre, 9-13 Wong Chuk Yeung St., Fo Tan, Shatin, N.T., Hong Kong.

Tel : (852) 2698 8198 Fax : (852) 2695 4177 E-mail : [info@cmateesting.org](mailto:info@cmateesting.org) Web Site : <http://www.cmateesting.org>



# CMA Testing and Certification Laboratories

廠商會檢定中心

## TEST REPORT

Report No. : AY0061438(0)

Date : Nov 13, 2019

### Hardware Setup: WMS Measurements\TS8997

Spectrum Analyzer: SA FSV 40 (SA FSV 40) @ VISA (ADR  
TCPIP::192.168.48.148::inst0::instr), SN 1321.3008K39/101190,  
FW 2.30 SP4

Vector Generator: VG SMBV100A (VG SMBV100A) @ VISA (ADR  
TCPIP::192.168.48.149::inst0::instr), SN 262024, FW 3.1.19.8-  
3.20.281.28.7

Generator: SMB100A (SMB100A) @ VISA (ADR  
TCPIP::192.168.48.152::inst0::instr), SN 103230, FW 3.20.390.24  
/ Drv:Rev 2.21.0, 07/2016, CVI 2015

OSP: OSP-B157W (OSP-B157W) @ VISA (ADR  
TCPIP::192.168.48.157::inst0::instr), SN 1527.1144.03 / 101057,  
FW 1.23.0.2

FCC ID: 2ADFF-KSSLA70

This document is issued subject to the latest CMA Testing General Terms and Conditions of Testing and Inspection Services, available on request or access <http://www.cmatesting.org>.  
This document shall not be reproduced except in full or with written approval by CMA Testing.

Document name: FCC/ISED for FHSS - Document Ref No: RT-EL-EMC-048 - Issue Date: 13 Mar 2019 - Edition: 2

CMA Industrial Development Foundation Limited

Room 1302, Yan Hing Centre, 9-13 Wong Chuk Yeung St., Fo Tan, Shatin, N.T., Hong Kong.

Tel : (852) 2698 8198 Fax : (852) 2695 4177 E-mail : [info@cmatesting.org](mailto:info@cmatesting.org) Web Site : <http://www.cmatesting.org>



# CMA Testing and Certification Laboratories

廠商會檢定中心

## TEST REPORT

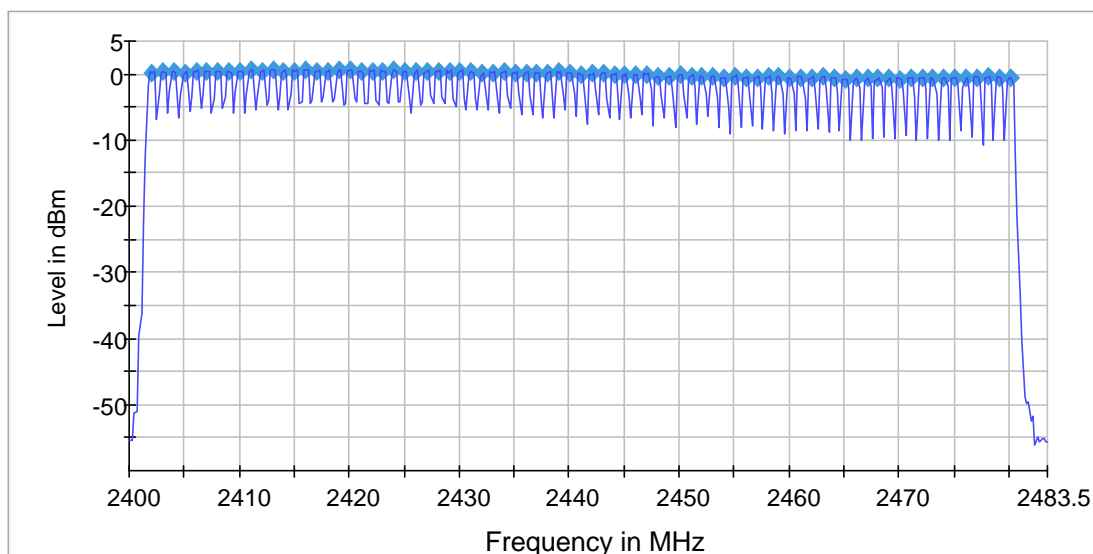
Report No. : AY0061438(0)

Date : Nov 13, 2019

### Hopping Frequencies (Hopping; GFSK; DH5)

#### Channels

Channels	Limit Min	Limit Max	Result
79	15	---	PASS



#### Measurement

Setting	Instrument Value	Target Value
Start Frequency	2.40000 GHz	2.40000 GHz
Stop Frequency	2.48350 GHz	2.48350 GHz
Span	83.500 MHz	83.500 MHz
RBW	200.000 kHz	<= 299.000 kHz
VBW	200.000 kHz	>= 200.000 kHz
SweepPoints	418	~ 418
Sweeptime	1.060 ms	AUTO
Reference Level	0.000 dBm	0.000 dBm
Attenuation	20.000 dB	AUTO
Detector	MaxPeak	MaxPeak
SweepCount	100	100
Filter	3 dB	3 dB
Trace Mode	Max Hold	Max Hold
SweepType	Sweep	AUTO
Preamp	off	off
Stablemode	Trace	Trace
Stablevalue	0.50 dB	0.50 dB
Run	55 / max. 150	max. 150
Stable	3 / 3	3
Max Stable Difference	0.43 dB	0.50 dB

FCC ID: 2ADFF-KSSLA70



# CMA Testing and Certification Laboratories

廠商會檢定中心

## TEST REPORT

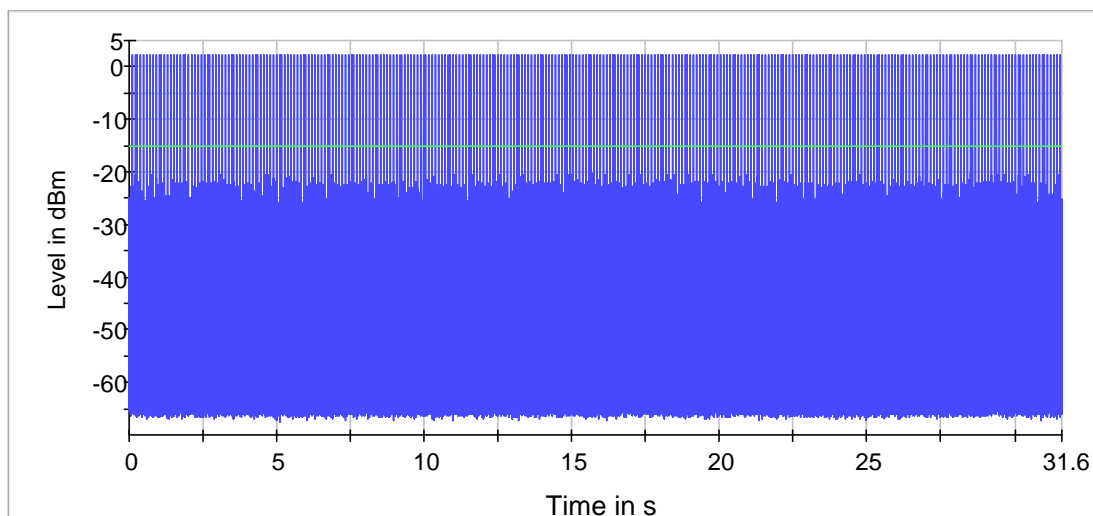
Report No. : AY0061438(0)

Date : Nov 13, 2019

### Time of Channel Occupancy (2441 MHz; GFSK; DH5)

#### Result

DUT Frequency (MHz)	Result	Number of Hops	Average time of occupancy (ms)	Threshold (dBm)
2441.000000	PASS	309	121.830	-15.0



— Trace — Threshold

#### Measurement

Setting	Instrument Value	Target Value
Center Frequency	2.44100 GHz	2.44100 GHz
Span	ZeroSpan	ZeroSpan
RBW	500.000 kHz	~ 500.000 kHz
VBW	1.000 MHz	~ 1.500 MHz
SweepPoints	30001	~ 30001
SweepTime	31.600 s	31.600 s
Reference Level	-10.000 dBm	-10.000 dBm
Attenuation	0.000 dB	0.000 dB
Detector	MaxPeak	MaxPeak
SweepCount	1	1
Filter	Channel	Channel
Trace Mode	Clear Write	Clear Write
SweepType	Sweep	AUTO
Preamp	off	off
Trigger	External	External
Trigger Offset	0.000 s	0.000 s

#### OSP

Setting	Instrument Value	Target Value
Measurement Time	31.600000	31.600000
Tracepoints	31600000	31600000
Time resolution	1.000 µs	1.000 µs
Detector	RMS	RMS

FCC ID: 2ADFF-KSSLA70



# CMA Testing and Certification Laboratories

廠商會檢定中心

## TEST REPORT

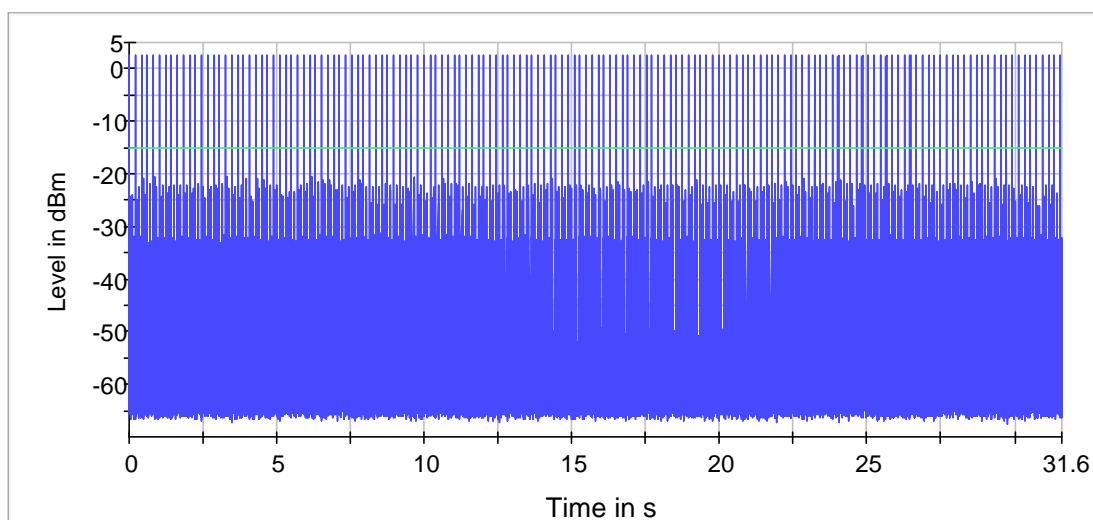
Report No. : AY0061438(0)

Date : Nov 13, 2019

### Time of Channel Occupancy(2) (2441 MHz; GFSK; DH5)

#### Result

DUT Frequency (MHz)	Result	Number of Hops	Average time of occupancy (ms)	Threshold (dBm)
2441.000000	PASS	155	259.870	-15.0



— Trace — Threshold

#### Measurement

Setting	Instrument Value	Target Value
Center Frequency	2.44100 GHz	2.44100 GHz
Span	ZeroSpan	ZeroSpan
RBW	500.000 kHz	~ 500.000 kHz
VBW	1.000 MHz	~ 1.500 MHz
SweepPoints	30001	~ 30001
SweepTime	31.600 s	31.600 s
Reference Level	-10.000 dBm	-10.000 dBm
Attenuation	0.000 dB	0.000 dB
Detector	MaxPeak	MaxPeak
SweepCount	1	1
Filter	Channel	Channel
Trace Mode	Clear Write	Clear Write
SweepType	Sweep	AUTO
Preamp	off	off
Trigger	External	External
Trigger Offset	0.000 s	0.000 s

#### OSP

Setting	Instrument Value	Target Value
Measurement Time	31.600 s	31.600 s
Tracepoints	31600000	31600000
Time resolution	1.000 $\mu$ s	1.000 $\mu$ s
Detector	RMS	RMS

FCC ID: 2ADFF-KSSLA70



# CMA Testing and Certification Laboratories

廠商會檢定中心

## TEST REPORT

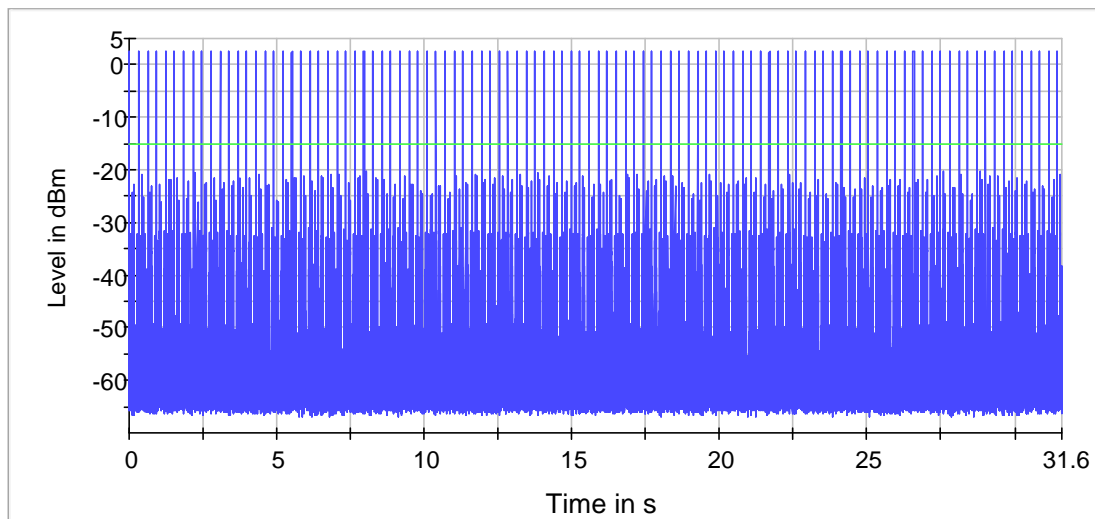
Report No. : AY0061438(0)

Date : Nov 13, 2019

### Time of Channel Occupancy(3) (2441 MHz; GFSK; DH5)

#### Result

DUT Frequency (MHz)	Result	Number of Hops	Average time of occupancy (ms)	Threshold (dBm)
2441.000000	PASS	103	305.490	-15.0



— Trace — Threshold

#### Measurement

Setting	Instrument Value	Target Value
Center Frequency	2.44100 GHz	2.44100 GHz
Span	ZeroSpan	ZeroSpan
RBW	500.000 kHz	~ 500.000 kHz
VBW	1.000 MHz	~ 1.500 MHz
SweepPoints	30001	~ 30001
SweepTime	31.600 s	31.600 s
Reference Level	-10.000 dBm	-10.000 dBm
Attenuation	0.000 dB	0.000 dB
Detector	MaxPeak	MaxPeak
SweepCount	1	1
Filter	Channel	Channel
Trace Mode	Clear Write	Clear Write
SweepType	Sweep	AUTO
Preamp	off	off
Trigger	External	External
Trigger Offset	0.000 s	0.000 s

#### OSP

Setting	Instrument Value	Target Value
Measurement Time	31.600 s	31.600 s
Tracepoints	31600000	31600000
Time resolution	1.000 $\mu$ s	1.000 $\mu$ s
Detector	RMS	RMS

FCC ID: 2ADFF-KSSLA70



# CMA Testing and Certification Laboratories

廠商會檢定中心

## TEST REPORT

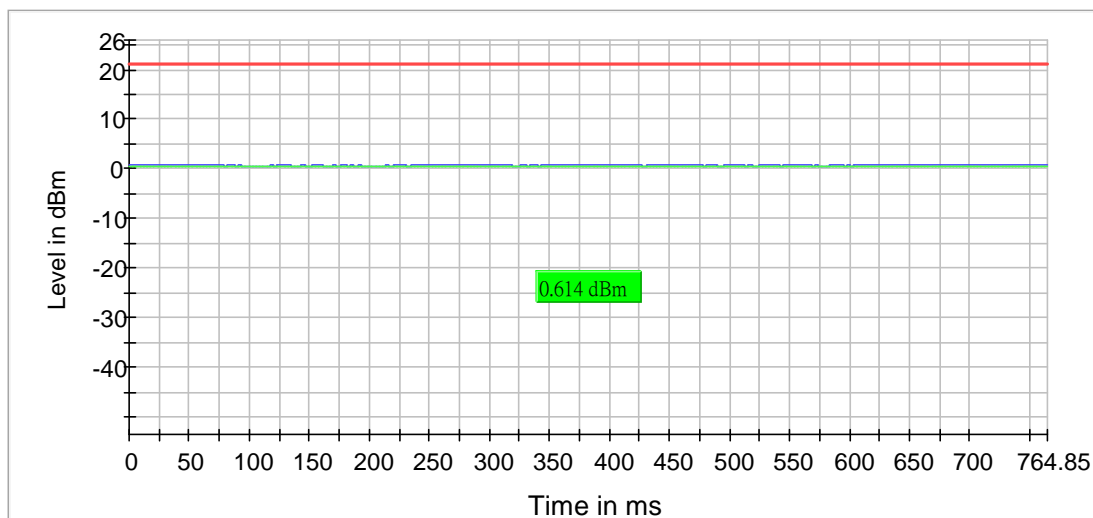
Report No. : AY0061438(0)

Date : Nov 13, 2019

### RF output power (2402 MHz; GFSK; DH5)

#### Result

DUT Frequency (MHz)	Gated RMS (dBm)	Limit Max (dBm)	Gated EIRP (dBm)	DutyCycle (%)	Result
2402.000000	0.6	21.0	2.6	76.770	PASS



— Gated Trace   
 — Overall   
 — Limit

FCC ID: 2ADFF-KSSLA70





# CMA Testing and Certification Laboratories

廠商會檢定中心

## TEST REPORT

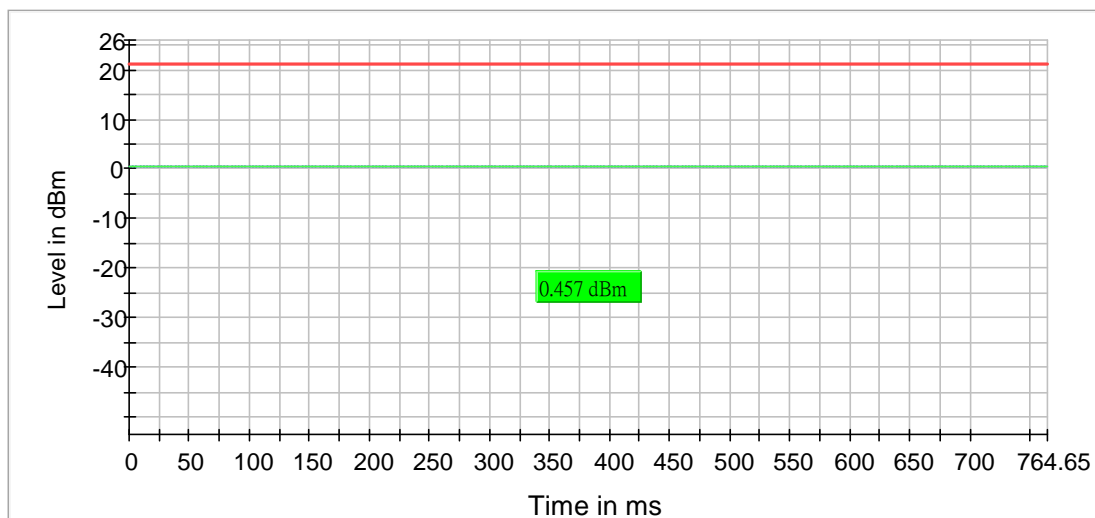
Report No. : AY0061438(0)

Date : Nov 13, 2019

### RF output power (2441 MHz; GFSK; DH5)

#### Result

DUT Frequency (MHz)	Gated RMS (dBm)	Limit Max (dBm)	Gated EIRP (dBm)	DutyCycle (%)	Result
2441.000000	0.5	21.0	2.5	76.750	PASS



— Gated Trace   
 — Overall   
 — Limit

FCC ID: 2ADFF-KSSLA70



# CMA Testing and Certification Laboratories

廠商會檢定中心

## TEST REPORT

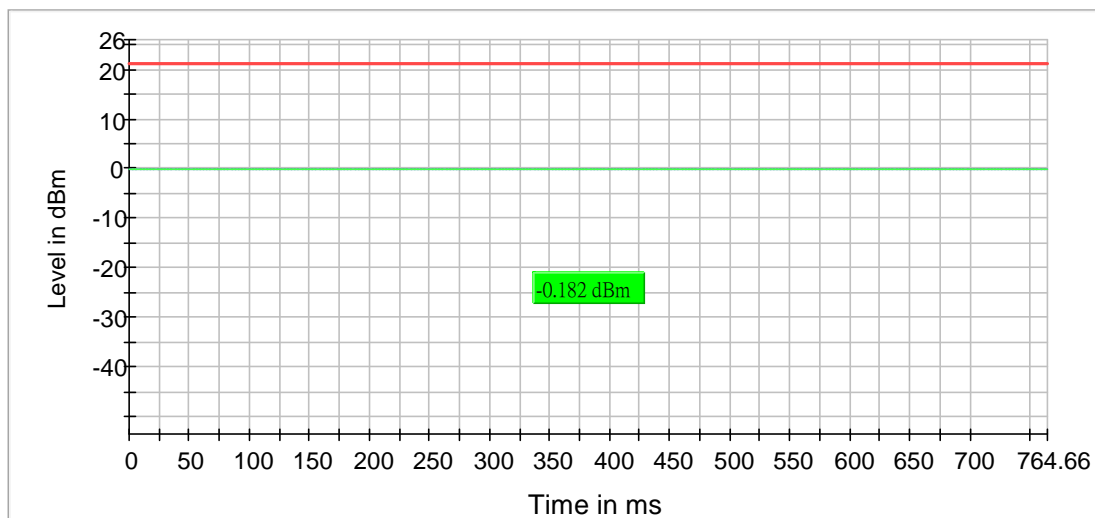
Report No. : AY0061438(0)

Date : Nov 13, 2019

### RF output power (2480 MHz; GFSK; DH5)

#### Result

DUT Frequency (MHz)	Gated RMS (dBm)	Limit Max (dBm)	Gated EIRP (dBm)	DutyCycle (%)	Result
2480.000000	-0.2	21.0	1.8	76.751	PASS



— Gated Trace   
 — Overall   
 — Limit

FCC ID: 2ADFF-KSSLA70



# CMA Testing and Certification Laboratories

廠商會檢定中心

## TEST REPORT

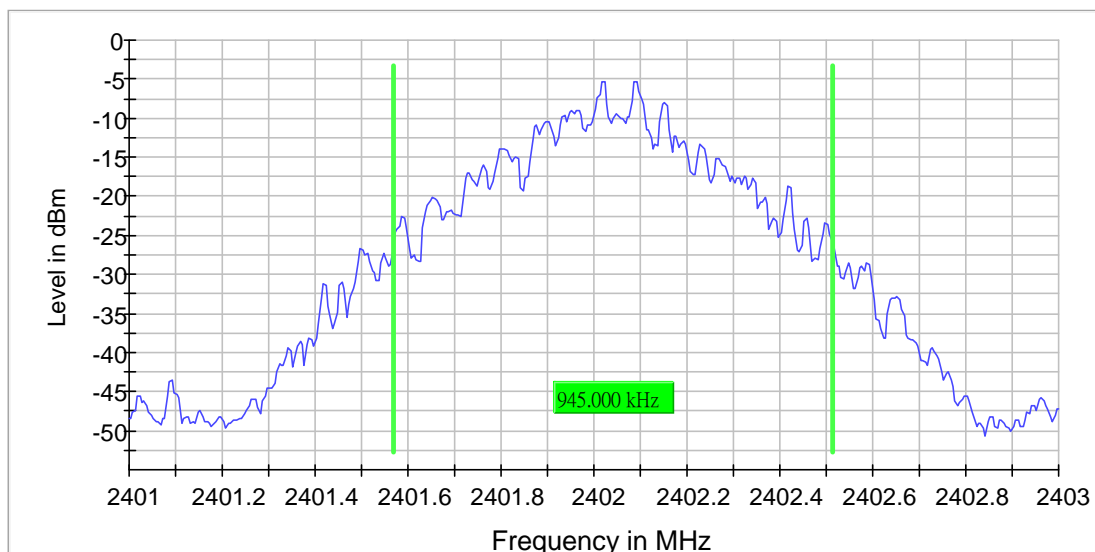
Report No. : AY0061438(0)

Date : Nov 13, 2019

### Emission Bandwidth 20 dB (2402 MHz; GFSK; DH5)

#### 20 dB Bandwidth

DUT Frequency (MHz)	Bandwidth (MHz)	Limit Min (MHz)	Limit Max (MHz)	Band Edge Left (MHz)	Band Edge Right (MHz)
2402.000000	0.945000	---	---	2401.567500	2402.512500



#### Measurement

Setting	Instrument Value	Target Value
Start Frequency	2.40100 GHz	2.40100 GHz
Stop Frequency	2.40300 GHz	2.40300 GHz
Span	2.000 MHz	2.000 MHz
RBW	10.000 kHz	>= 10.000 kHz
VBW	30.000 kHz	>= 30.000 kHz
SweepPoints	400	~ 400
SweepTime	189.648 $\mu$ s	AUTO
Reference Level	0.000 dBm	0.000 dBm
Attenuation	20.000 dB	AUTO
Detector	MaxPeak	MaxPeak
SweepCount	200	200
Filter	3 dB	3 dB
Trace Mode	Max Hold	Max Hold
SweepType	FFT	AUTO
Preamp	off	off
Stablemode	Trace	Trace
Stablevalue	0.50 dB	0.50 dB
Run	6 / max. 150	max. 150
Stable	5 / 5	5
Max Stable Difference	0.27 dB	0.50 dB

FCC ID: 2ADFF-KSSLA70



# CMA Testing and Certification Laboratories

廠商會檢定中心

## TEST REPORT

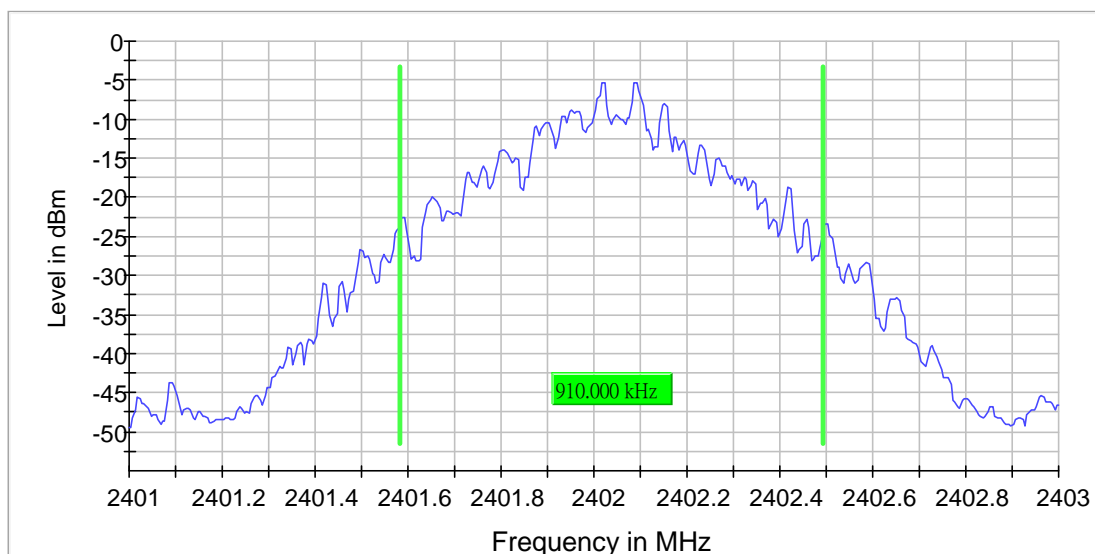
Report No. : AY0061438(0)

Date : Nov 13, 2019

### Occupied Channel Bandwidth 99% (2402 MHz; GFSK; DH5)

#### 99 % Bandwidth

DUT Frequency (MHz)	Bandwidth (MHz)	Limit Min (MHz)	Limit Max (MHz)	Band Edge Left (MHz)	Band Edge Right (MHz)
2402.000000	0.910000	---	---	2401.582500	2402.492500



#### Measurement

Setting	Instrument Value	Target Value
Start Frequency	2.40100 GHz	2.40100 GHz
Stop Frequency	2.40300 GHz	2.40300 GHz
Span	2.000 MHz	2.000 MHz
RBW	10.000 kHz	>= 10.000 kHz
VBW	30.000 kHz	>= 30.000 kHz
SweepPoints	400	~ 400
SweepTime	189.648 µs	AUTO
Reference Level	0.000 dBm	0.000 dBm
Attenuation	20.000 dB	AUTO
Detector	MaxPeak	MaxPeak
SweepCount	500	500
Filter	3 dB	3 dB
Trace Mode	Max Hold	Max Hold
SweepType	FFT	AUTO
Preamp	off	off
Stablemode	Trace	Trace
Stablevalue	0.30 dB	0.30 dB
Run	5 / max. 150	max. 150
Stable	3 / 3	3
Max Stable Difference	0.20 dB	0.30 dB

FCC ID: 2ADFF-KSSLA70

This document is issued subject to the latest CMA Testing General Terms and Conditions of Testing and Inspection Services, available on request or acceptance at [www.cmateesting.org](http://www.cmateesting.org).  
 This document shall not be reproduced except in full or with written approval by CMA Testing.

Document name: FCC/ISED for FHSS - Document Ref No: RT-EL-EMC-048 - Issue Date: 13 Mar 2019 - Edition: 2

CMA Industrial Development Foundation Limited

Room 1302, Yan Hing Centre, 9-13 Wong Chuk Yeung St., Fo Tan, Shatin, N.T., Hong Kong.

Tel : (852) 2698 8198 Fax : (852) 2695 4177 E-mail : [info@cmateesting.org](mailto:info@cmateesting.org) Web Site : <http://www.cmateesting.org>



# CMA Testing and Certification Laboratories

廠商會檢定中心

## TEST REPORT

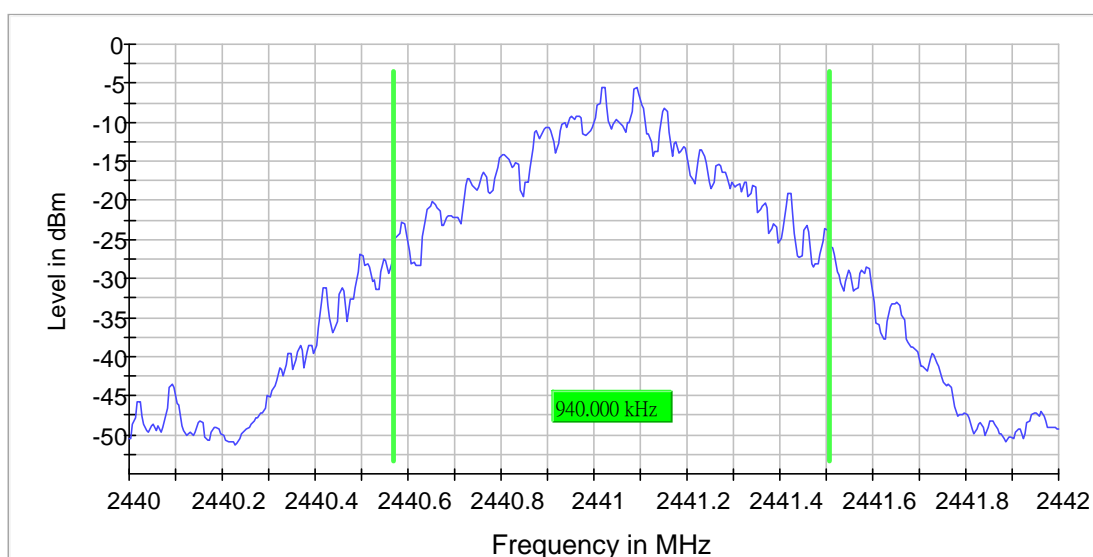
Report No. : AY0061438(0)

Date : Nov 13, 2019

### Emission Bandwidth 20 dB (2441 MHz; GFSK; DH5)

#### 20 dB Bandwidth

DUT Frequency (MHz)	Bandwidth (MHz)	Limit Min (MHz)	Limit Max (MHz)	Band Edge Left (MHz)	Band Edge Right (MHz)
2441.000000	0.940000	---	---	2440.567500	2441.507500



#### Measurement

Setting	Instrument Value	Target Value
Start Frequency	2.44000 GHz	2.44000 GHz
Stop Frequency	2.44200 GHz	2.44200 GHz
Span	2.000 MHz	2.000 MHz
RBW	10.000 kHz	>= 10.000 kHz
VBW	30.000 kHz	>= 30.000 kHz
SweepPoints	400	~ 400
SweepTime	189.648 $\mu$ s	AUTO
Reference Level	-10.000 dBm	-10.000 dBm
Attenuation	10.000 dB	AUTO
Detector	MaxPeak	MaxPeak
SweepCount	200	200
Filter	3 dB	3 dB
Trace Mode	Max Hold	Max Hold
SweepType	FFT	AUTO
Preamp	off	off
Stablemode	Trace	Trace
Stablevalue	0.50 dB	0.50 dB
Run	7 / max. 150	max. 150
Stable	5 / 5	5
Max Stable Difference	0.12 dB	0.50 dB

FCC ID: 2ADFF-KSSLA70



# CMA Testing and Certification Laboratories

廠商會檢定中心

## TEST REPORT

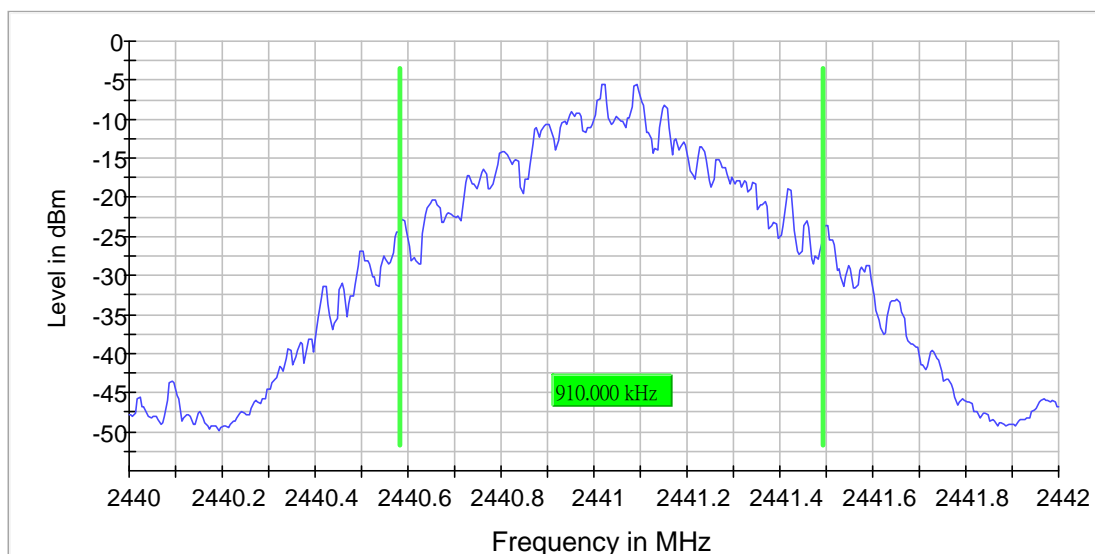
Report No. : AY0061438(0)

Date : Nov 13, 2019

### Occupied Channel Bandwidth 99% (2441 MHz; GFSK; DH5)

#### 99 % Bandwidth

DUT Frequency (MHz)	Bandwidth (MHz)	Limit Min (MHz)	Limit Max (MHz)	Band Edge Left (MHz)	Band Edge Right (MHz)
2441.000000	0.910000	---	---	2440.582500	2441.492500



#### Measurement

Setting	Instrument Value	Target Value
Start Frequency	2.44000 GHz	2.44000 GHz
Stop Frequency	2.44200 GHz	2.44200 GHz
Span	2.000 MHz	2.000 MHz
RBW	10.000 kHz	>= 10.000 kHz
VBW	30.000 kHz	>= 30.000 kHz
SweepPoints	400	~ 400
SweepTime	189.648 $\mu$ s	AUTO
Reference Level	-10.000 dBm	-10.000 dBm
Attenuation	10.000 dB	AUTO
Detector	MaxPeak	MaxPeak
SweepCount	500	500
Filter	3 dB	3 dB
Trace Mode	Max Hold	Max Hold
SweepType	FFT	AUTO
Preamp	off	off
Stablemode	Trace	Trace
Stablevalue	0.30 dB	0.30 dB
Run	6 / max. 150	max. 150
Stable	3 / 3	3
Max Stable Difference	0.17 dB	0.30 dB

FCC ID: 2ADFF-KSSLA70

This document is issued subject to the latest CMA Testing General Terms and Conditions of Testing and Inspection Services, available on request or acceptance at [www.cmatesting.org](http://www.cmatesting.org).  
 This document shall not be reproduced except in full or with written approval by CMA Testing.

Document name: FCC/ISED for FHSS - Document Ref No: RT-EL-EMC-048 - Issue Date: 13 Mar 2019 - Edition: 2

CMA Industrial Development Foundation Limited

Room 1302, Yan Hing Centre, 9-13 Wong Chuk Yeung St., Fo Tan, Shatin, N.T., Hong Kong.

Tel : (852) 2698 8198 Fax : (852) 2695 4177 E-mail : [info@cmatesting.org](mailto:info@cmatesting.org) Web Site : <http://www.cmatesting.org>



# CMA Testing and Certification Laboratories

廠商會檢定中心

## TEST REPORT

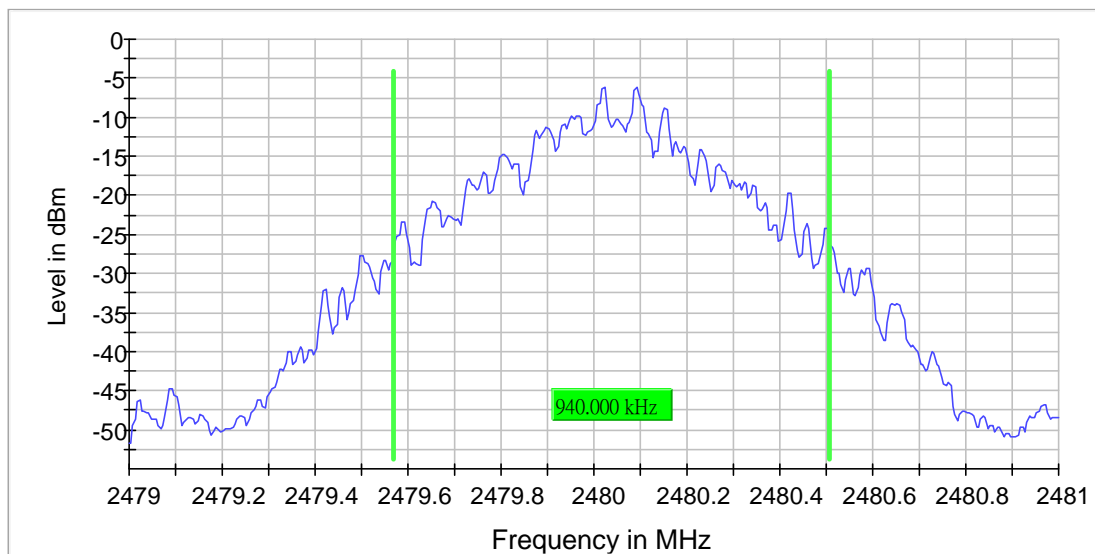
Report No. : AY0061438(0)

Date : Nov 13, 2019

### Emission Bandwidth 20 dB (2480 MHz; GFSK; DH5)

#### 20 dB Bandwidth

DUT Frequency (MHz)	Bandwidth (MHz)	Limit Min (MHz)	Limit Max (MHz)	Band Edge Left (MHz)	Band Edge Right (MHz)
2480.000000	0.940000	---	---	2479.567500	2480.507500



#### Measurement

Setting	Instrument Value	Target Value
Start Frequency	2.47900 GHz	2.47900 GHz
Stop Frequency	2.48100 GHz	2.48100 GHz
Span	2.000 MHz	2.000 MHz
RBW	10.000 kHz	>= 10.000 kHz
VBW	30.000 kHz	>= 30.000 kHz
SweepPoints	400	~ 400
SweepTime	189.648 $\mu$ s	AUTO
Reference Level	-10.000 dBm	-10.000 dBm
Attenuation	10.000 dB	AUTO
Detector	MaxPeak	MaxPeak
SweepCount	200	200
Filter	3 dB	3 dB
Trace Mode	Max Hold	Max Hold
SweepType	FFT	AUTO
Preamp	off	off
Stablemode	Trace	Trace
Stablevalue	0.50 dB	0.50 dB
Run	8 / max. 150	max. 150
Stable	5 / 5	5
Max Stable Difference	0.17 dB	0.50 dB

FCC ID: 2ADFF-KSSLA70



# CMA Testing and Certification Laboratories

廠商會檢定中心

## TEST REPORT

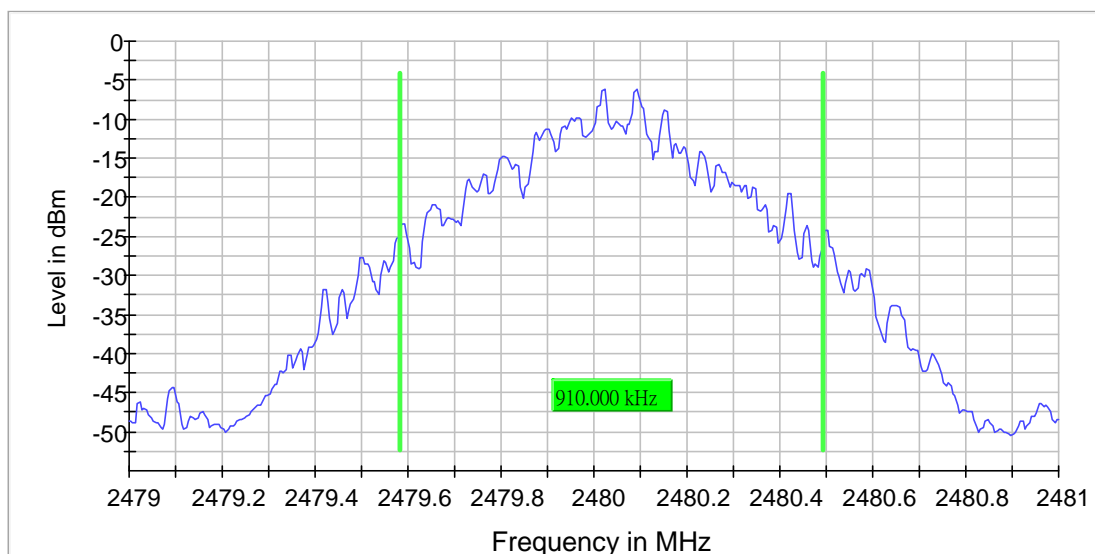
Report No. : AY0061438(0)

Date : Nov 13, 2019

### Occupied Channel Bandwidth 99% (2480 MHz; GFSK; DH5)

#### 99 % Bandwidth

DUT Frequency (MHz)	Bandwidth (MHz)	Limit Min (MHz)	Limit Max (MHz)	Band Edge Left (MHz)	Band Edge Right (MHz)
2480.00000	0.910000	---	---	2479.582500	2480.492500



#### Measurement

Setting	Instrument Value	Target Value
Start Frequency	2.47900 GHz	2.47900 GHz
Stop Frequency	2.48100 GHz	2.48100 GHz
Span	2.000 MHz	2.000 MHz
RBW	10.000 kHz	>= 10.000 kHz
VBW	30.000 kHz	>= 30.000 kHz
SweepPoints	400	~ 400
SweepTime	189.648 $\mu$ s	AUTO
Reference Level	-10.000 dBm	-10.000 dBm
Attenuation	10.000 dB	AUTO
Detector	MaxPeak	MaxPeak
SweepCount	500	500
Filter	3 dB	3 dB
Trace Mode	Max Hold	Max Hold
SweepType	FFT	AUTO
Preamp	off	off
Stablemode	Trace	Trace
Stablevalue	0.30 dB	0.30 dB
Run	7 / max. 150	max. 150
Stable	3 / 3	3
Max Stable Difference	0.09 dB	0.30 dB

FCC ID: 2ADFF-KSSLA70





# CMA Testing and Certification Laboratories

廠商會檢定中心

## TEST REPORT

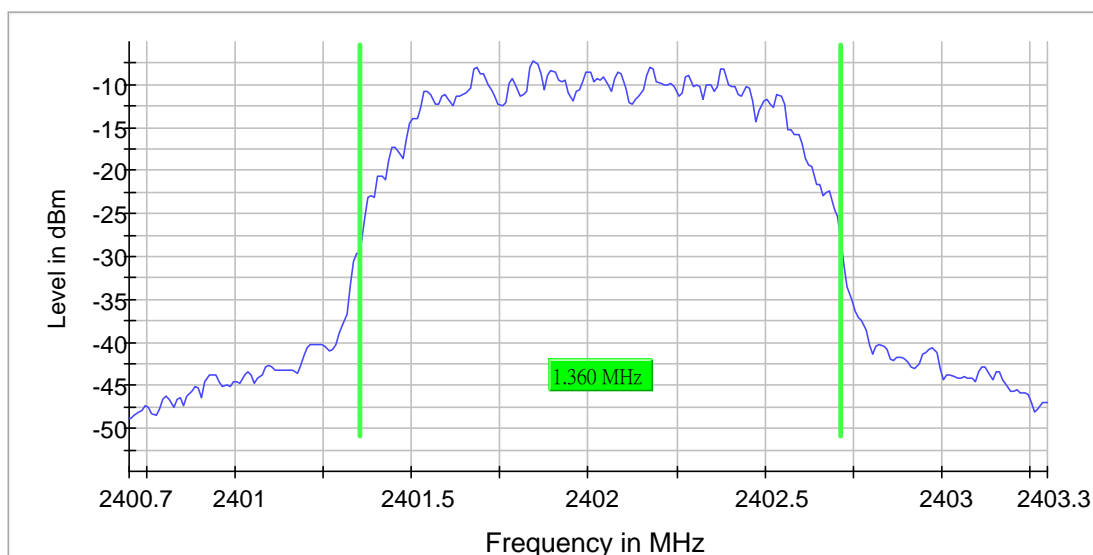
Report No. : AY0061438(0)

Date : Nov 13, 2019

### Emission Bandwidth 20 dB (2402 MHz; $\pi/4$ DQPSK; 2DH5)

#### 20 dB Bandwidth

DUT Frequency (MHz)	Bandwidth (MHz)	Limit Min (MHz)	Limit Max (MHz)	Band Edge Left (MHz)	Band Edge Right (MHz)
2402.000000	1.360000	---	---	2401.355000	2402.715000



#### Measurement

Setting	Instrument Value	Target Value
Start Frequency	2.40070 GHz	2.40070 GHz
Stop Frequency	2.40330 GHz	2.40330 GHz
Span	2.600 MHz	2.600 MHz
RBW	20.000 kHz	>= 13.000 kHz
VBW	100.000 kHz	>= 60.000 kHz
SweepPoints	260	~ 260
Sweeptime	94.727 $\mu$ s	AUTO
Reference Level	0.000 dBm	0.000 dBm
Attenuation	20.000 dB	AUTO
Detector	MaxPeak	MaxPeak
SweepCount	200	200
Filter	3 dB	3 dB
Trace Mode	Max Hold	Max Hold
SweepType	FFT	AUTO
Preamp	off	off
Stablemode	Trace	Trace
Stablevalue	0.50 dB	0.50 dB
Run	9 / max. 150	max. 150
Stable	5 / 5	5
Max Stable Difference	0.15 dB	0.50 dB

FCC ID: 2ADFF-KSSLA70

This document is issued subject to the latest CMA Testing General Terms and Conditions of Testing and Inspection Services, available on request or acceptance at [www.cmateesting.org](http://www.cmateesting.org).  
This document shall not be reproduced except in full or with written approval by CMA Testing.

Document name: FCC/ISED for FHSS - Document Ref No: RT-EL-EMC-048 - Issue Date: 13 Mar 2019 - Edition: 2

CMA Industrial Development Foundation Limited

Room 1302, Yan Hing Centre, 9-13 Wong Chuk Yeung St., Fo Tan, Shatin, N.T., Hong Kong.

Tel : (852) 2698 8198 Fax : (852) 2695 4177 E-mail : [info@cmatesting.org](mailto:info@cmatesting.org) Web Site : <http://www.cmateesting.org>



# CMA Testing and Certification Laboratories

廠商會檢定中心

## TEST REPORT

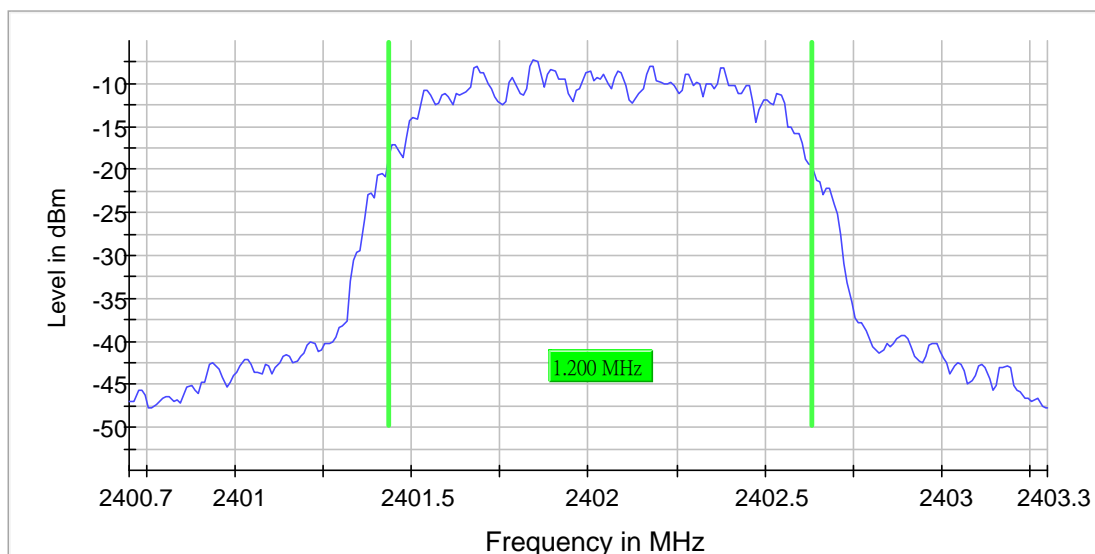
Report No. : AY0061438(0)

Date : Nov 13, 2019

### Occupied Channel Bandwidth 99% (2402 MHz; $\pi/4$ DQPSK; 2DH5)

#### 99 % Bandwidth

DUT Frequency (MHz)	Bandwidth (MHz)	Limit Min (MHz)	Limit Max (MHz)	Band Edge Left (MHz)	Band Edge Right (MHz)
2402.000000	1.200000	---	---	2401.435000	2402.635000



#### Measurement

Setting	Instrument Value	Target Value
Start Frequency	2.40070 GHz	2.40070 GHz
Stop Frequency	2.40330 GHz	2.40330 GHz
Span	2.600 MHz	2.600 MHz
RBW	20.000 kHz	>= 13.000 kHz
VBW	100.000 kHz	>= 60.000 kHz
SweepPoints	260	~ 260
SweepTime	94.727 $\mu$ s	AUTO
Reference Level	0.000 dBm	0.000 dBm
Attenuation	20.000 dB	AUTO
Detector	MaxPeak	MaxPeak
SweepCount	500	500
Filter	3 dB	3 dB
Trace Mode	Max Hold	Max Hold
SweepType	FFT	AUTO
Preamp	off	off
Stablemode	Trace	Trace
Stablevalue	0.30 dB	0.30 dB
Run	5 / max. 150	max. 150
Stable	3 / 3	3
Max Stable Difference	0.24 dB	0.30 dB

FCC ID: 2ADFF-KSSLA70



# CMA Testing and Certification Laboratories

廠商會檢定中心

## TEST REPORT

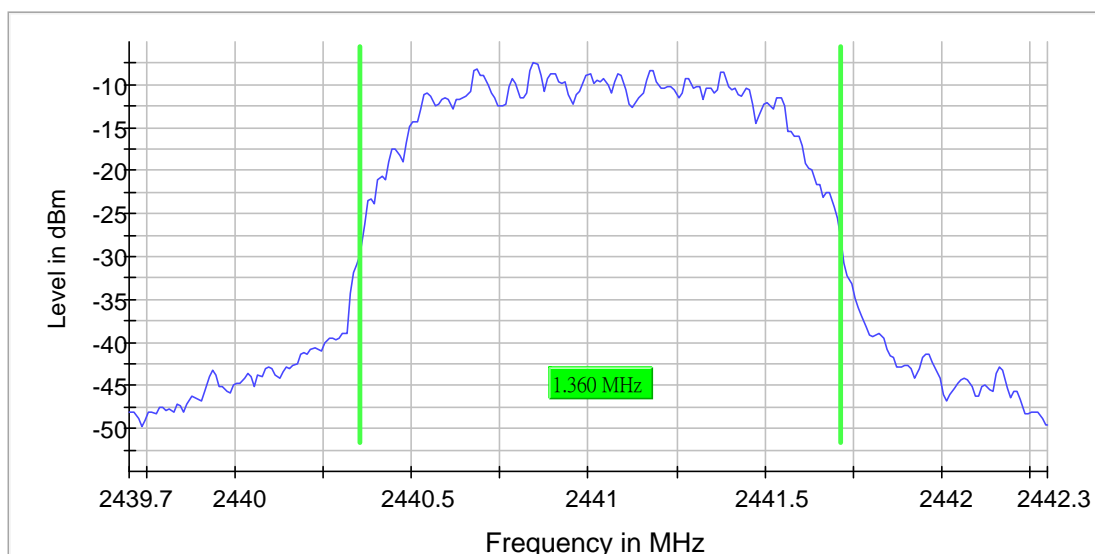
Report No. : AY0061438(0)

Date : Nov 13, 2019

### Emission Bandwidth 20 dB (2441 MHz; $\pi/4$ DQPSK; 2DH5)

#### 20 dB Bandwidth

DUT Frequency (MHz)	Bandwidth (MHz)	Limit Min (MHz)	Limit Max (MHz)	Band Edge Left (MHz)	Band Edge Right (MHz)
2441.000000	1.360000	---	---	2440.355000	2441.715000



#### Measurement

Setting	Instrument Value	Target Value
Start Frequency	2.43970 GHz	2.43970 GHz
Stop Frequency	2.44230 GHz	2.44230 GHz
Span	2.600 MHz	2.600 MHz
RBW	20.000 kHz	>= 13.000 kHz
VBW	100.000 kHz	>= 60.000 kHz
SweepPoints	260	~ 260
SweepTime	94.727 $\mu$ s	AUTO
Reference Level	0.000 dBm	0.000 dBm
Attenuation	20.000 dB	AUTO
Detector	MaxPeak	MaxPeak
SweepCount	200	200
Filter	3 dB	3 dB
Trace Mode	Max Hold	Max Hold
SweepType	FFT	AUTO
Preamp	off	off
Stablemode	Trace	Trace
Stablevalue	0.50 dB	0.50 dB
Run	7 / max. 150	max. 150
Stable	5 / 5	5
Max Stable Difference	0.22 dB	0.50 dB

FCC ID: 2ADFF-KSSLA70



# CMA Testing and Certification Laboratories

廠商會檢定中心

## TEST REPORT

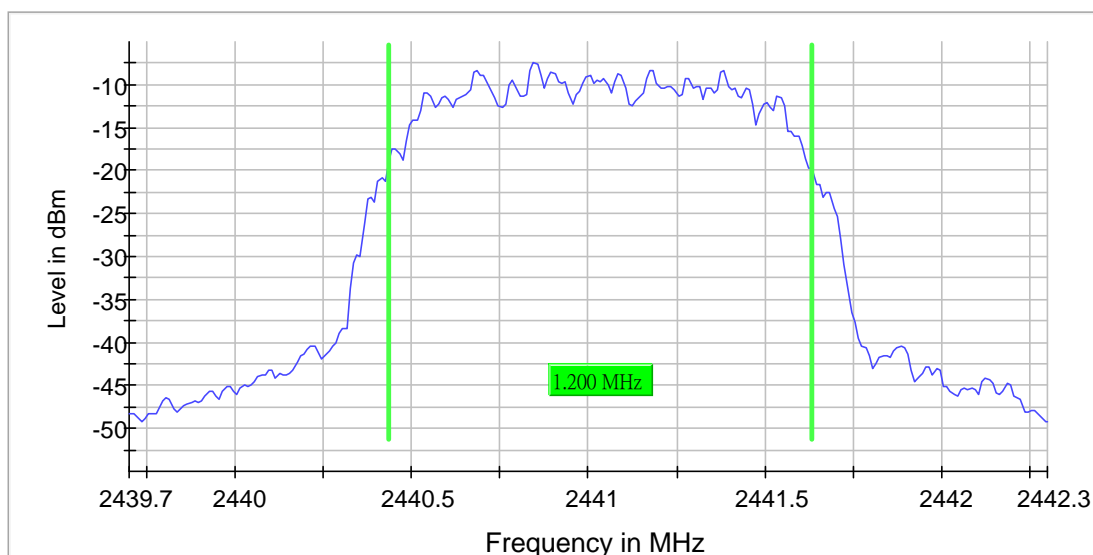
Report No. : AY0061438(0)

Date : Nov 13, 2019

### Occupied Channel Bandwidth 99% (2441 MHz; $\pi/4$ DQPSK; 2DH5)

#### 99 % Bandwidth

DUT Frequency (MHz)	Bandwidth (MHz)	Limit Min (MHz)	Limit Max (MHz)	Band Edge Left (MHz)	Band Edge Right (MHz)
2441.000000	1.200000	---	---	2440.435000	2441.635000



#### Measurement

Setting	Instrument Value	Target Value
Start Frequency	2.43970 GHz	2.43970 GHz
Stop Frequency	2.44230 GHz	2.44230 GHz
Span	2.600 MHz	2.600 MHz
RBW	20.000 kHz	>= 13.000 kHz
VBW	100.000 kHz	>= 60.000 kHz
SweepPoints	260	~ 260
Sweeptime	94.727 $\mu$ s	AUTO
Reference Level	0.000 dBm	0.000 dBm
Attenuation	20.000 dB	AUTO
Detector	MaxPeak	MaxPeak
SweepCount	500	500
Filter	3 dB	3 dB
Trace Mode	Max Hold	Max Hold
SweepType	FFT	AUTO
Preamp	off	off
Stablemode	Trace	Trace
Stablevalue	0.30 dB	0.30 dB
Run	6 / max. 150	max. 150
Stable	3 / 3	3
Max Stable Difference	0.08 dB	0.30 dB

FCC ID: 2ADFF-KSSLA70

This document is issued subject to the latest CMA Testing General Terms and Conditions of Testing and Inspection Services, available on request or acceptance at [www.cmatesting.org](http://www.cmatesting.org).  
 This document shall not be reproduced except in full or with written approval by CMA Testing.

Document name: FCC/ISED for FHSS - Document Ref No: RT-EL-EMC-048 - Issue Date: 13 Mar 2019 - Edition: 2

CMA Industrial Development Foundation Limited

Room 1302, Yan Hing Centre, 9-13 Wong Chuk Yeung St., Fo Tan, Shatin, N.T., Hong Kong.

Tel : (852) 2698 8198 Fax : (852) 2695 4177 E-mail : [info@cmatesting.org](mailto:info@cmatesting.org) Web Site : <http://www.cmatesting.org>



# CMA Testing and Certification Laboratories

廠商會檢定中心

## TEST REPORT

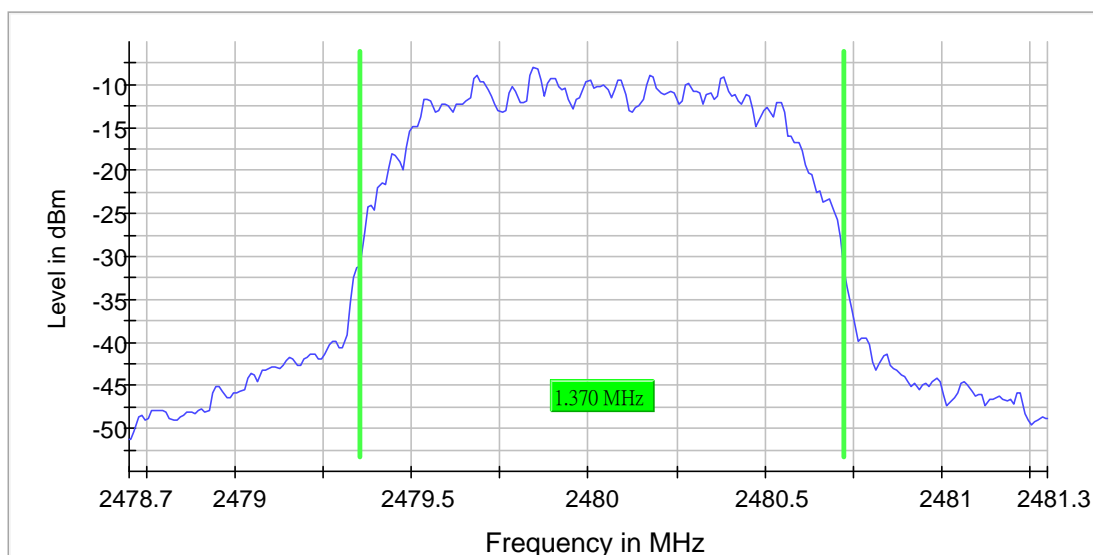
Report No. : AY0061438(0)

Date : Nov 13, 2019

### Emission Bandwidth 20 dB (2480 MHz; $\pi/4$ DQPSK; 2DH5)

#### 20 dB Bandwidth

DUT Frequency (MHz)	Bandwidth (MHz)	Limit Min (MHz)	Limit Max (MHz)	Band Edge Left (MHz)	Band Edge Right (MHz)
2480.000000	1.370000	---	---	2479.355000	2480.725000



#### Measurement

Setting	Instrument Value	Target Value
Start Frequency	2.47870 GHz	2.47870 GHz
Stop Frequency	2.48130 GHz	2.48130 GHz
Span	2.600 MHz	2.600 MHz
RBW	20.000 kHz	>= 13.000 kHz
VBW	100.000 kHz	>= 60.000 kHz
SweepPoints	260	~ 260
Sweeptime	94.727 $\mu$ s	AUTO
Reference Level	0.000 dBm	0.000 dBm
Attenuation	20.000 dB	AUTO
Detector	MaxPeak	MaxPeak
SweepCount	200	200
Filter	3 dB	3 dB
Trace Mode	Max Hold	Max Hold
SweepType	FFT	AUTO
Preamp	off	off
Stablemode	Trace	Trace
Stablevalue	0.50 dB	0.50 dB
Run	7 / max. 150	max. 150
Stable	5 / 5	5
Max Stable Difference	0.18 dB	0.50 dB

FCC ID: 2ADFF-KSSLA70



# CMA Testing and Certification Laboratories

廠商會檢定中心

## TEST REPORT

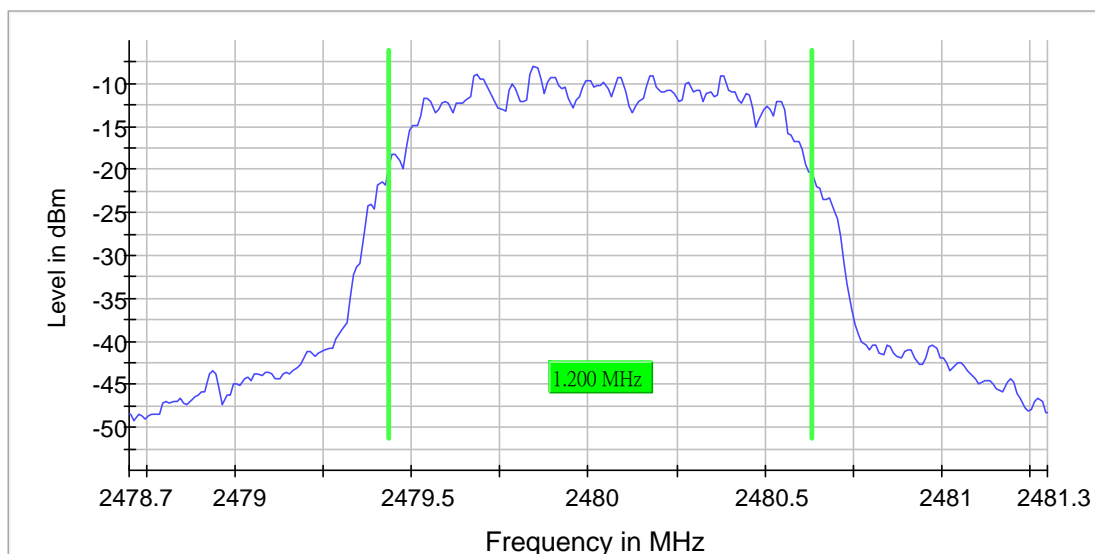
Report No. : AY0061438(0)

Date : Nov 13, 2019

### Occupied Channel Bandwidth 99% (2480 MHz; $\pi/4$ DQPSK; 2DH5)

#### 99 % Bandwidth

DUT Frequency (MHz)	Bandwidth (MHz)	Limit Min (MHz)	Limit Max (MHz)	Band Edge Left (MHz)	Band Edge Right (MHz)
2480.000000	1.200000	---	---	2479.435000	2480.635000



#### Measurement

Setting	Instrument Value	Target Value
Start Frequency	2.47870 GHz	2.47870 GHz
Stop Frequency	2.48130 GHz	2.48130 GHz
Span	2.600 MHz	2.600 MHz
RBW	20.000 kHz	>= 13.000 kHz
VBW	100.000 kHz	>= 60.000 kHz
SweepPoints	260	~ 260
SweepTime	94.727 $\mu$ s	AUTO
Reference Level	0.000 dBm	0.000 dBm
Attenuation	20.000 dB	AUTO
Detector	MaxPeak	MaxPeak
SweepCount	500	500
Filter	3 dB	3 dB
Trace Mode	Max Hold	Max Hold
SweepType	FFT	AUTO
Preamp	off	off
Stablemode	Trace	Trace
Stablevalue	0.30 dB	0.30 dB
Run	5 / max. 150	max. 150
Stable	3 / 3	3
Max Stable Difference	0.18 dB	0.30 dB

FCC ID: 2ADFF-KSSLA70



# CMA Testing and Certification Laboratories

廠商會檢定中心

## TEST REPORT

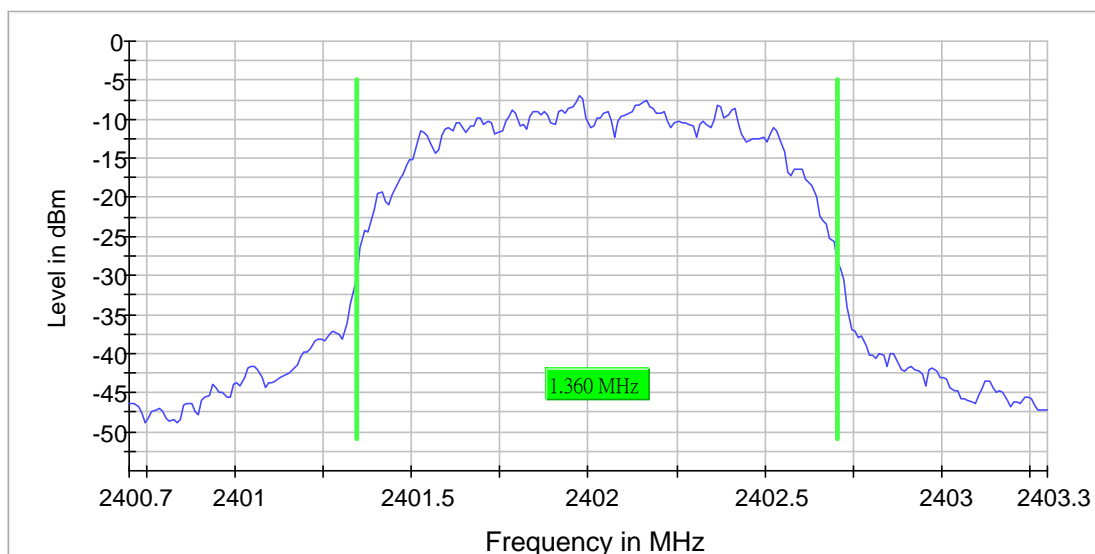
Report No. : AY0061438(0)

Date : Nov 13, 2019

### Emission Bandwidth 20 dB(2) (2402 MHz; 8DPSK; 3DH5)

#### 20 dB Bandwidth

DUT Frequency (MHz)	Bandwidth (MHz)	Limit Min (MHz)	Limit Max (MHz)	Band Edge Left (MHz)	Band Edge Right (MHz)
2402.000000	1.360000	---	---	2401.345000	2402.705000



#### Measurement

Setting	Instrument Value	Target Value
Start Frequency	2.40070 GHz	2.40070 GHz
Stop Frequency	2.40330 GHz	2.40330 GHz
Span	2.600 MHz	2.600 MHz
RBW	20.000 kHz	>= 13.000 kHz
VBW	100.000 kHz	>= 60.000 kHz
SweepPoints	260	~ 260
SweepTime	94.727 $\mu$ s	AUTO
Reference Level	0.000 dBm	0.000 dBm
Attenuation	20.000 dB	AUTO
Detector	MaxPeak	MaxPeak
SweepCount	200	200
Filter	3 dB	3 dB
Trace Mode	Max Hold	Max Hold
SweepType	FFT	AUTO
Preamp	off	off
Stablemode	Trace	Trace
Stablevalue	0.50 dB	0.50 dB
Run	7 / max. 150	max. 150
Stable	5 / 5	5
Max Stable Difference	0.27 dB	0.50 dB

FCC ID: 2ADFF-KSSLA70

This document is issued subject to the latest CMA Testing General Terms and Conditions of Testing and Inspection Services, available on request or acceptance at [www.cmatesting.org](http://www.cmatesting.org).  
 This document shall not be reproduced except in full or with written approval by CMA Testing.

Document name: FCC/ISED for FHSS - Document Ref No: RT-EL-EMC-048 - Issue Date: 13 Mar 2019 - Edition: 2

CMA Industrial Development Foundation Limited

Room 1302, Yan Hing Centre, 9-13 Wong Chuk Yeung St., Fo Tan, Shatin, N.T., Hong Kong.

Tel : (852) 2698 8198 Fax : (852) 2695 4177 E-mail : [info@cmatesting.org](mailto:info@cmatesting.org) Web Site : <http://www.cmatesting.org>



# CMA Testing and Certification Laboratories

廠商會檢定中心

## TEST REPORT

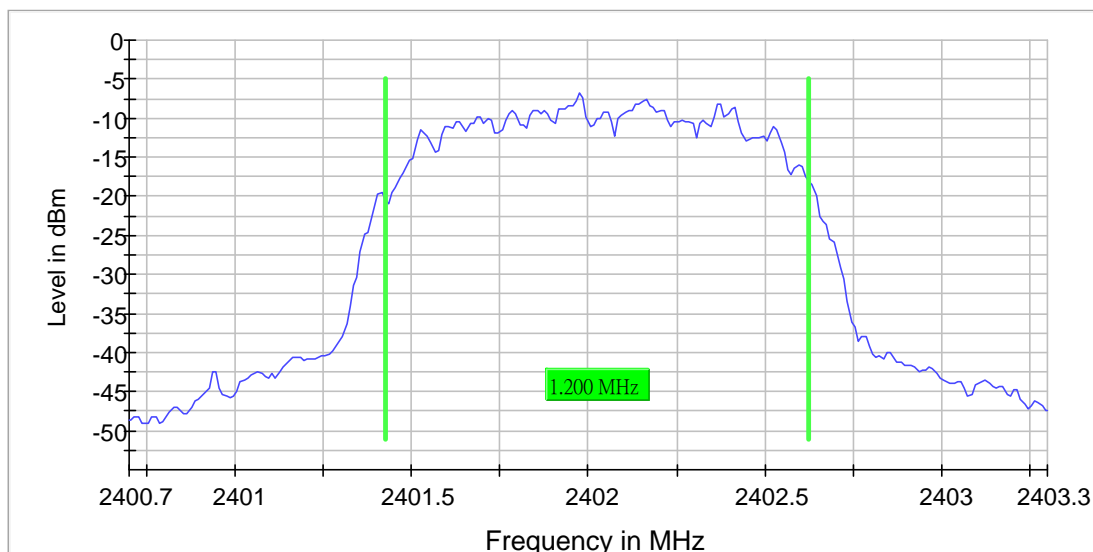
Report No. : AY0061438(0)

Date : Nov 13, 2019

### Occupied Channel Bandwidth 99%(2) (2402 MHz; 8DPSK; 3DH5)

#### 99 % Bandwidth

DUT Frequency (MHz)	Bandwidth (MHz)	Limit Min (MHz)	Limit Max (MHz)	Band Edge Left (MHz)	Band Edge Right (MHz)
2402.000000	1.200000	---	---	2401.425000	2402.625000



#### Measurement

Setting	Instrument Value	Target Value
Start Frequency	2.40070 GHz	2.40070 GHz
Stop Frequency	2.40330 GHz	2.40330 GHz
Span	2.600 MHz	2.600 MHz
RBW	20.000 kHz	>= 13.000 kHz
VBW	100.000 kHz	>= 60.000 kHz
SweepPoints	260	~ 260
SweepTime	94.727 μs	AUTO
Reference Level	0.000 dBm	0.000 dBm
Attenuation	20.000 dB	AUTO
Detector	MaxPeak	MaxPeak
SweepCount	500	500
Filter	3 dB	3 dB
Trace Mode	Max Hold	Max Hold
SweepType	FFT	AUTO
Preamp	off	off
Stablemode	Trace	Trace
Stablevalue	0.30 dB	0.30 dB
Run	4 / max. 150	max. 150
Stable	3 / 3	3
Max Stable Difference	0.16 dB	0.30 dB

FCC ID: 2ADFF-KSSLA70





# CMA Testing and Certification Laboratories

廠商會檢定中心

## TEST REPORT

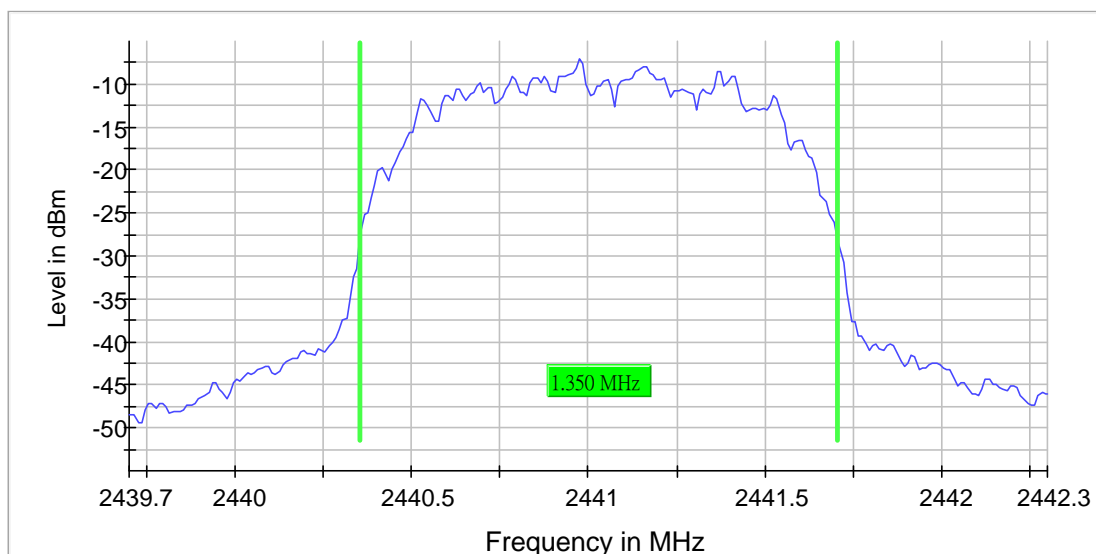
Report No. : AY0061438(0)

Date : Nov 13, 2019

### Emission Bandwidth 20 dB(2) (2441 MHz; 8DPSK; 3DH5)

#### 20 dB Bandwidth

DUT Frequency (MHz)	Bandwidth (MHz)	Limit Min (MHz)	Limit Max (MHz)	Band Edge Left (MHz)	Band Edge Right (MHz)
2441.000000	1.350000	---	---	2440.355000	2441.705000



#### Measurement

Setting	Instrument Value	Target Value
Start Frequency	2.43970 GHz	2.43970 GHz
Stop Frequency	2.44230 GHz	2.44230 GHz
Span	2.600 MHz	2.600 MHz
RBW	20.000 kHz	>= 13.000 kHz
VBW	100.000 kHz	>= 60.000 kHz
SweepPoints	260	~ 260
SweepTime	94.727 $\mu$ s	AUTO
Reference Level	0.000 dBm	0.000 dBm
Attenuation	20.000 dB	AUTO
Detector	MaxPeak	MaxPeak
SweepCount	200	200
Filter	3 dB	3 dB
Trace Mode	Max Hold	Max Hold
SweepType	FFT	AUTO
Preamp	off	off
Stablemode	Trace	Trace
Stablevalue	0.50 dB	0.50 dB
Run	6 / max. 150	max. 150
Stable	5 / 5	5
Max Stable Difference	0.10 dB	0.50 dB

FCC ID: 2ADFF-KSSLA70

This document is issued subject to the latest CMA Testing General Terms and Conditions of Testing and Inspection Services, available on request or acceptance at [www.cmatesting.org](http://www.cmatesting.org).  
 This document shall not be reproduced except in full or with written approval by CMA Testing.

Document name: FCC/ISED for FHSS - Document Ref No: RT-EL-EMC-048 - Issue Date: 13 Mar 2019 - Edition: 2

CMA Industrial Development Foundation Limited

Room 1302, Yan Hing Centre, 9-13 Wong Chuk Yeung St., Fo Tan, Shatin, N.T., Hong Kong.

Tel : (852) 2698 8198 Fax : (852) 2695 4177 E-mail : [info@cmatesting.org](mailto:info@cmatesting.org) Web Site : <http://www.cmatesting.org>



# CMA Testing and Certification Laboratories

廠商會檢定中心

## TEST REPORT

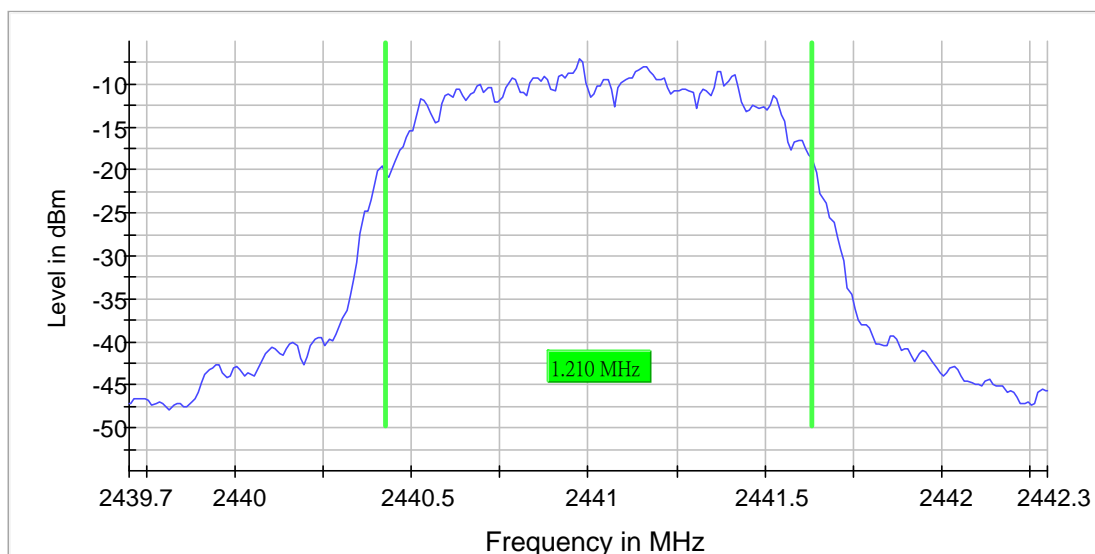
Report No. : AY0061438(0)

Date : Nov 13, 2019

### Occupied Channel Bandwidth 99%(2) (2441 MHz; 8DPSK; 3DH5)

#### 99 % Bandwidth

DUT Frequency (MHz)	Bandwidth (MHz)	Limit Min (MHz)	Limit Max (MHz)	Band Edge Left (MHz)	Band Edge Right (MHz)
2441.000000	1.210000	---	---	2440.425000	2441.635000



#### Measurement

Setting	Instrument Value	Target Value
Start Frequency	2.43970 GHz	2.43970 GHz
Stop Frequency	2.44230 GHz	2.44230 GHz
Span	2.600 MHz	2.600 MHz
RBW	20.000 kHz	>= 13.000 kHz
VBW	100.000 kHz	>= 60.000 kHz
SweepPoints	260	~ 260
SweepTime	94.727 $\mu$ s	AUTO
Reference Level	0.000 dBm	0.000 dBm
Attenuation	20.000 dB	AUTO
Detector	MaxPeak	MaxPeak
SweepCount	500	500
Filter	3 dB	3 dB
Trace Mode	Max Hold	Max Hold
SweepType	FFT	AUTO
Preamp	off	off
Stablemode	Trace	Trace
Stablevalue	0.30 dB	0.30 dB
Run	5 / max. 150	max. 150
Stable	3 / 3	3
Max Stable Difference	0.21 dB	0.30 dB

FCC ID: 2ADFF-KSSLA70

This document is issued subject to the latest CMA Testing General Terms and Conditions of Testing and Inspection Services, available on request or acceptance at [www.cmatesting.org](http://www.cmatesting.org). This document shall not be reproduced except in full or with written approval by CMA Testing.

Document name: FCC/ISED for FHSS - Document Ref No: RT-EL-EMC-048 - Issue Date: 13 Mar 2019 - Edition: 2

CMA Industrial Development Foundation Limited

Room 1302, Yan Hing Centre, 9-13 Wong Chuk Yeung St., Fo Tan, Shatin, N.T., Hong Kong.

Tel : (852) 2698 8198 Fax : (852) 2695 4177 E-mail : [info@cmatesting.org](mailto:info@cmatesting.org) Web Site : <http://www.cmatesting.org>



# CMA Testing and Certification Laboratories

廠商會檢定中心

## TEST REPORT

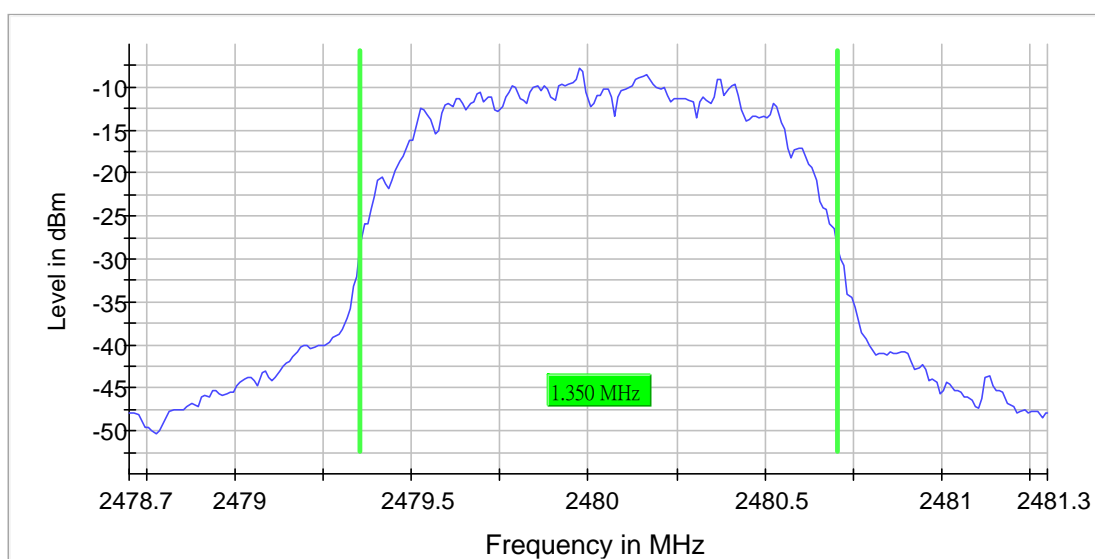
Report No. : AY0061438(0)

Date : Nov 13, 2019

### Emission Bandwidth 20 dB(2) (2480 MHz; 8DPSK; 3DH5)

#### 20 dB Bandwidth

DUT Frequency (MHz)	Bandwidth (MHz)	Limit Min (MHz)	Limit Max (MHz)	Band Edge Left (MHz)	Band Edge Right (MHz)
2480.000000	1.350000	---	---	2479.355000	2480.705000



#### Measurement

Setting	Instrument Value	Target Value
Start Frequency	2.47870 GHz	2.47870 GHz
Stop Frequency	2.48130 GHz	2.48130 GHz
Span	2.600 MHz	2.600 MHz
RBW	20.000 kHz	>= 13.000 kHz
VBW	100.000 kHz	>= 60.000 kHz
SweepPoints	260	~ 260
SweepTime	94.727 $\mu$ s	AUTO
Reference Level	0.000 dBm	0.000 dBm
Attenuation	20.000 dB	AUTO
Detector	MaxPeak	MaxPeak
SweepCount	200	200
Filter	3 dB	3 dB
Trace Mode	Max Hold	Max Hold
SweepType	FFT	AUTO
Preamp	off	off
Stablemode	Trace	Trace
Stablevalue	0.50 dB	0.50 dB
Run	7 / max. 150	max. 150
Stable	5 / 5	5
Max Stable Difference	0.17 dB	0.50 dB

FCC ID: 2ADFF-KSSLA70



# CMA Testing and Certification Laboratories

廠商會檢定中心

## TEST REPORT

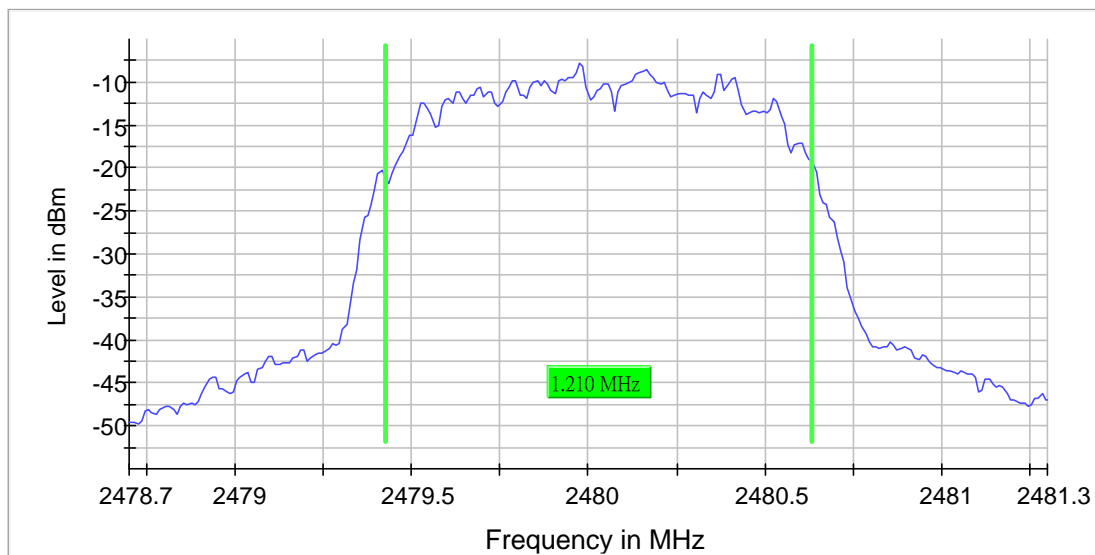
Report No. : AY0061438(0)

Date : Nov 13, 2019

### Occupied Channel Bandwidth 99%(2) (2480 MHz; 8DPSK; 3DH5)

#### 99 % Bandwidth

DUT Frequency (MHz)	Bandwidth (MHz)	Limit Min (MHz)	Limit Max (MHz)	Band Edge Left (MHz)	Band Edge Right (MHz)
2480.000000	1.210000	---	---	2479.425000	2480.635000



#### Measurement

Setting	Instrument Value	Target Value
Start Frequency	2.47870 GHz	2.47870 GHz
Stop Frequency	2.48130 GHz	2.48130 GHz
Span	2.600 MHz	2.600 MHz
RBW	20.000 kHz	>= 13.000 kHz
VBW	100.000 kHz	>= 60.000 kHz
SweepPoints	260	~ 260
SweepTime	94.727 $\mu$ s	AUTO
Reference Level	0.000 dBm	0.000 dBm
Attenuation	20.000 dB	AUTO
Detector	MaxPeak	MaxPeak
SweepCount	500	500
Filter	3 dB	3 dB
Trace Mode	Max Hold	Max Hold
SweepType	FFT	AUTO
Preamp	off	off
Stablemode	Trace	Trace
Stablevalue	0.30 dB	0.30 dB
Run	5 / max. 150	max. 150
Stable	3 / 3	3
Max Stable Difference	0.19 dB	0.30 dB

FCC ID: 2ADFF-KSSLA70

This document is issued subject to the latest CMA Testing General Terms and Conditions of Testing and Inspection Services, available on request or acceptance at [www.cmatesting.org](http://www.cmatesting.org).  
 This document shall not be reproduced except in full or with written approval by CMA Testing.

Document name: FCC/ISED for FHSS - Document Ref No: RT-EL-EMC-048 - Issue Date: 13 Mar 2019 - Edition: 2

CMA Industrial Development Foundation Limited

Room 1302, Yan Hing Centre, 9-13 Wong Chuk Yeung St., Fo Tan, Shatin, N.T., Hong Kong.

Tel : (852) 2698 8198 Fax : (852) 2695 4177 E-mail : [info@cmatesting.org](mailto:info@cmatesting.org) Web Site : <http://www.cmatesting.org>

Page 4 of 73



# CMA Testing and Certification Laboratories

廠商會檢定中心

## TEST REPORT

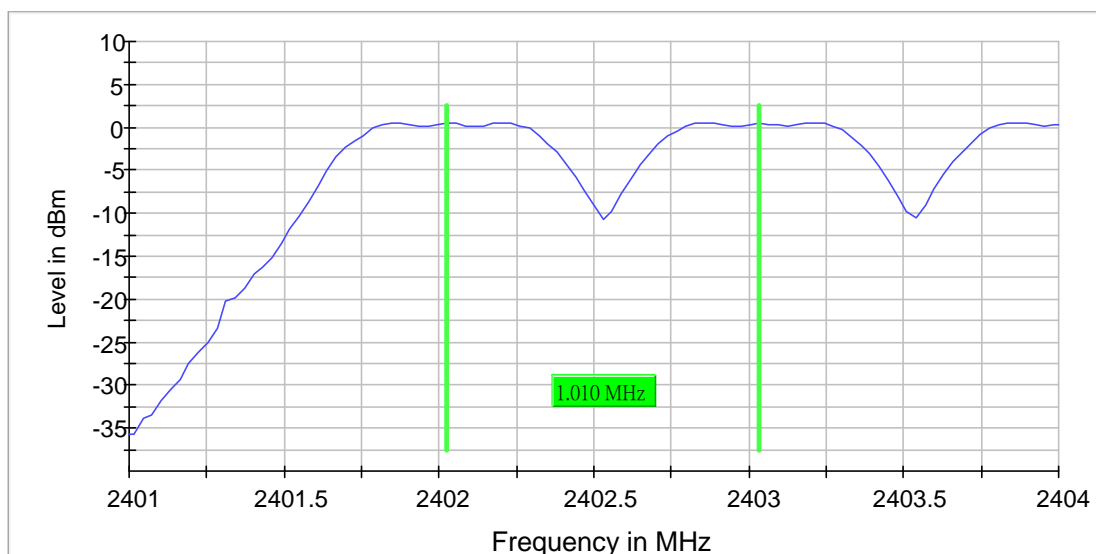
Report No. : AY0061438(0)

Date : Nov 13, 2019

### Carrier Frequency Separation (2402 MHz; GFSK; DH5)

#### Result

DUT Frequency (MHz)	Frequency Separation (MHz)	Limit Min (MHz)	Limit Max (MHz)	Center Frequency low Channel (MHz)	Center Frequency high Channel (MHz)
2402.000000	1.009901	0.913333	---	2402.024752	2403.034653



#### Measurement

Setting	Instrument Value	Target Value
Start Frequency	2.40100 GHz	2.40100 GHz
Stop Frequency	2.40400 GHz	2.40400 GHz
Span	3.000 MHz	3.000 MHz
RBW	300.000 kHz	<= 300.000 kHz
VBW	300.000 kHz	>= 300.000 kHz
SweepPoints	101	~ 10
SweepTime	1.000 ms	AUTO
Reference Level	0.000 dBm	0.000 dBm
Attenuation	20.000 dB	AUTO
Detector	MaxPeak	MaxPeak
SweepCount	200	200
Filter	3 dB	3 dB
Trace Mode	Max Hold	Max Hold
SweepType	Sweep	Sweep
Preamp	off	off
Stablemode	Trace	Trace
Stablevalue	0.50 dB	0.50 dB
Run	19 / max. 150	max. 150
Stable	10 / 10	10
Max Stable Difference	0.24 dB	0.50 dB

FCC ID: 2ADFF-KSSLA70



# CMA Testing and Certification Laboratories

廠商會檢定中心

## TEST REPORT

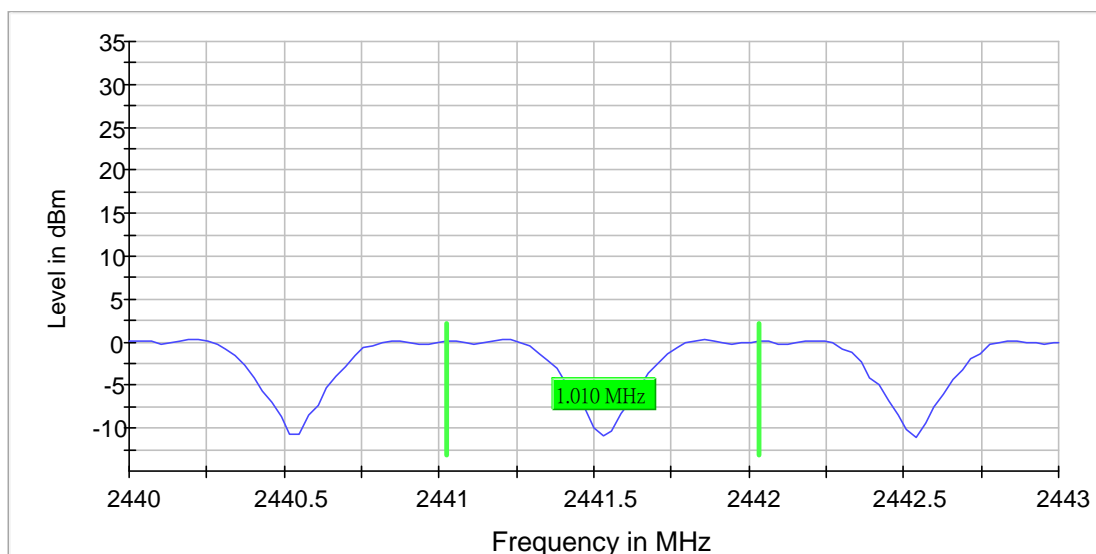
Report No. : AY0061438(0)

Date : Nov 13, 2019

### Carrier Frequency Separation (2441 MHz; GFSK; DH5)

#### Result

DUT Frequency (MHz)	Frequency Separation (MHz)	Limit Min (MHz)	Limit Max (MHz)	Center Frequency low Channel (MHz)	Center Frequency high Channel (MHz)
2441.000000	1.009901	0.913333	---	2441.024752	2442.034653



#### Measurement

Setting	Instrument Value	Target Value
Start Frequency	2.44000 GHz	2.44000 GHz
Stop Frequency	2.44300 GHz	2.44300 GHz
Span	3.000 MHz	3.000 MHz
RBW	300.000 kHz	<= 300.000 kHz
VBW	300.000 kHz	>= 300.000 kHz
SweepPoints	101	~ 10
SweepTime	1.000 ms	AUTO
Reference Level	-10.000 dBm	-10.000 dBm
Attenuation	10.000 dB	AUTO
Detector	MaxPeak	MaxPeak
SweepCount	200	200
Filter	3 dB	3 dB
Trace Mode	Max Hold	Max Hold
SweepType	Sweep	Sweep
Preamp	off	off
Stablemode	Trace	Trace
Stablevalue	0.50 dB	0.50 dB
Run	11 / max. 150	max. 150
Stable	10 / 10	10
Max Stable Difference	0.00 dB	0.50 dB

FCC ID: 2ADFF-KSSLA70



# CMA Testing and Certification Laboratories

廠商會檢定中心

## TEST REPORT

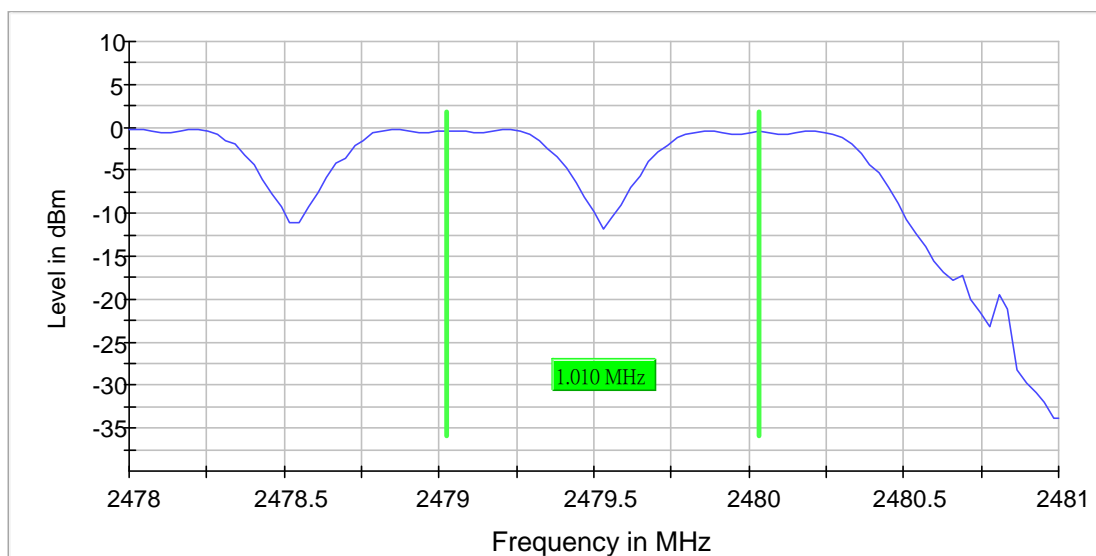
Report No. : AY0061438(0)

Date : Nov 13, 2019

### Carrier Frequency Separation (2479 MHz; GFSK; DH5)

#### Result

DUT Frequency (MHz)	Frequency Separation (MHz)	Limit Min (MHz)	Limit Max (MHz)	Center Frequency low Channel (MHz)	Center Frequency high Channel (MHz)
2479.000000	1.009901	0.913333	---	2479.024752	2480.034653



#### Measurement

Setting	Instrument Value	Target Value
Start Frequency	2.47800 GHz	2.47800 GHz
Stop Frequency	2.48100 GHz	2.48100 GHz
Span	3.000 MHz	3.000 MHz
RBW	300.000 kHz	<= 300.000 kHz
VBW	300.000 kHz	>= 300.000 kHz
SweepPoints	101	~ 10
SweepTime	1.000 ms	AUTO
Reference Level	0.000 dBm	0.000 dBm
Attenuation	20.000 dB	AUTO
Detector	MaxPeak	MaxPeak
SweepCount	200	200
Filter	3 dB	3 dB
Trace Mode	Max Hold	Max Hold
SweepType	Sweep	Sweep
Preamp	off	off
Stablemode	Trace	Trace
Stablevalue	0.50 dB	0.50 dB
Run	21 / max. 150	max. 150
Stable	10 / 10	10
Max Stable Difference	0.14 dB	0.50 dB

FCC ID: 2ADFF-KSSLA70



# CMA Testing and Certification Laboratories

廠商會檢定中心

## TEST REPORT

Report No. : AY0061438(0)

Date : Nov 13, 2019

### Band Edge low (Hopping; GFSK; DH5)

#### Result

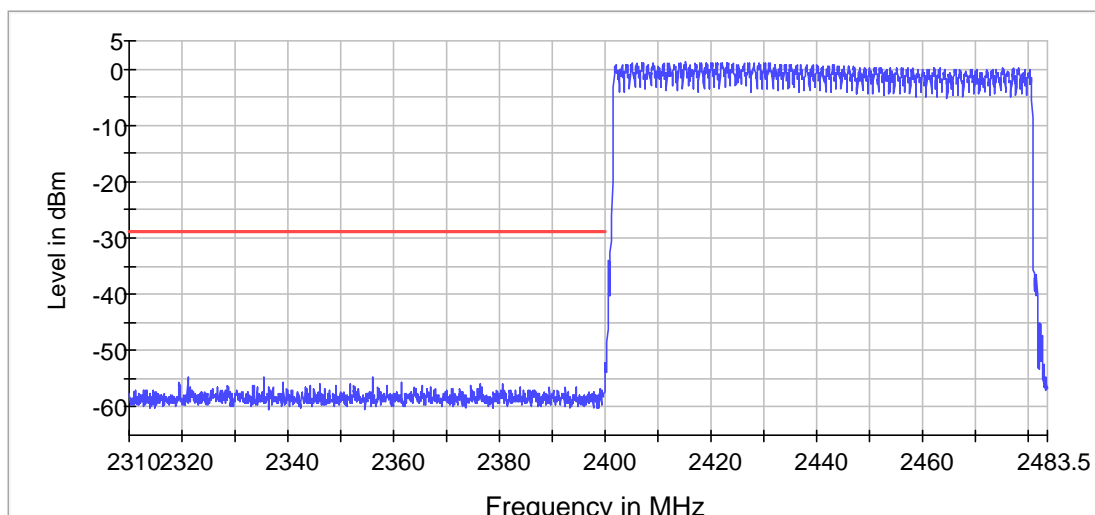
DUT Frequency (MHz)	Result
hopping	PASS

#### Inband Peak

Frequency (MHz)	Level (dBm)
2415.175000	1.2

#### Measurements

Frequency (MHz)	Level (dBm)	Margin (dB)	Limit (dBm)	Result
2321.125000	-54.6	25.8	-28.8	PASS
2355.925000	-54.6	25.9	-28.8	PASS
2355.975000	-54.7	25.9	-28.8	PASS
2335.425000	-54.7	25.9	-28.8	PASS
2321.075000	-55.0	26.2	-28.8	PASS
2399.975000	-55.4	26.6	-28.8	PASS
2319.525000	-55.6	26.8	-28.8	PASS
2339.125000	-55.6	26.8	-28.8	PASS
2335.375000	-55.6	26.8	-28.8	PASS
2335.475000	-55.7	26.9	-28.8	PASS
2361.475000	-55.7	26.9	-28.8	PASS
2399.925000	-55.9	27.1	-28.8	PASS
2321.175000	-56.0	27.2	-28.8	PASS
2319.425000	-56.0	27.2	-28.8	PASS
2351.875000	-56.0	27.2	-28.8	PASS



— Limit    — Sum Level    × Fail

FCC ID: 2ADFF-KSSLA70





# CMA Testing and Certification Laboratories

廠商會檢定中心

## TEST REPORT

Report No. : AY0061438(0)

Date : Nov 13, 2019

### Measurement 1

Setting	Instrument Value	Target Value
Start Frequency	2.31000 GHz	2.31000 GHz
Stop Frequency	2.40000 GHz	2.40000 GHz
Span	90.000 MHz	90.000 MHz
RBW	100.000 kHz	<= 100.000 kHz
VBW	300.000 kHz	>= 300.000 kHz
SweepPoints	1800	~ 1800
SweepTime	1.800 ms	AUTO
Reference Level	0.000 dBm	0.000 dBm
Attenuation	20.000 dB	AUTO
Detector	MaxPeak	MaxPeak
SweepCount	100	100
Filter	3 dB	3 dB
Trace Mode	Max Hold	Max Hold
SweepType	Sweep	AUTO
Preamp	off	off
Stablemode	Trace	Trace
Stablevalue	0.50 dB	0.50 dB
Run	4 / max. 150	max. 150
Stable	3 / 3	3
Max Stable Difference	0.00 dB	0.50 dB

### Measurement 2

Setting	Instrument Value	Target Value
Start Frequency	2.40000 GHz	2.40000 GHz
Stop Frequency	2.48350 GHz	2.48350 GHz
Span	83.500 MHz	83.500 MHz
RBW	100.000 kHz	<= 100.000 kHz
VBW	300.000 kHz	>= 300.000 kHz
SweepPoints	1670	~ 1670
SweepTime	1.670 ms	AUTO
Reference Level	0.000 dBm	0.000 dBm
Attenuation	20.000 dB	AUTO
Detector	MaxPeak	MaxPeak
SweepCount	100	100
Filter	3 dB	3 dB
Trace Mode	Max Hold	Max Hold
SweepType	Sweep	AUTO
Preamp	off	off
Stablemode	Trace	Trace
Stablevalue	0.50 dB	0.50 dB
Run	140 / max. 150	max. 150
Stable	3 / 3	3
Max Stable Difference	0.00 dB	0.50 dB

FCC ID: 2ADFF-KSSLA70

This document is issued subject to the latest CMA Testing General Terms and Conditions of Testing and Inspection Services, available on request or accept at [www.cmateesting.org](http://www.cmateesting.org).  
This document shall not be reproduced except in full or with written approval by CMA Testing.

Document name: FCC/ISED for FHSS - Document Ref No: RT-EL-EMC-048 - Issue Date: 13 Mar 2019 - Edition: 2

CMA Industrial Development Foundation Limited

Room 1302, Yan Hing Centre, 9-13 Wong Chuk Yeung St., Fo Tan, Shatin, N.T., Hong Kong.

Tel : (852) 2698 8198 Fax : (852) 2695 4177 E-mail : [info@cmateesting.org](mailto:info@cmateesting.org) Web Site : <http://www.cmateesting.org>



# CMA Testing and Certification Laboratories

廠商會檢定中心

## TEST REPORT

Report No. : AY0061438(0)

Date : Nov 13, 2019

### Band Edge high (Hopping; GFSK; DH5)

#### Result

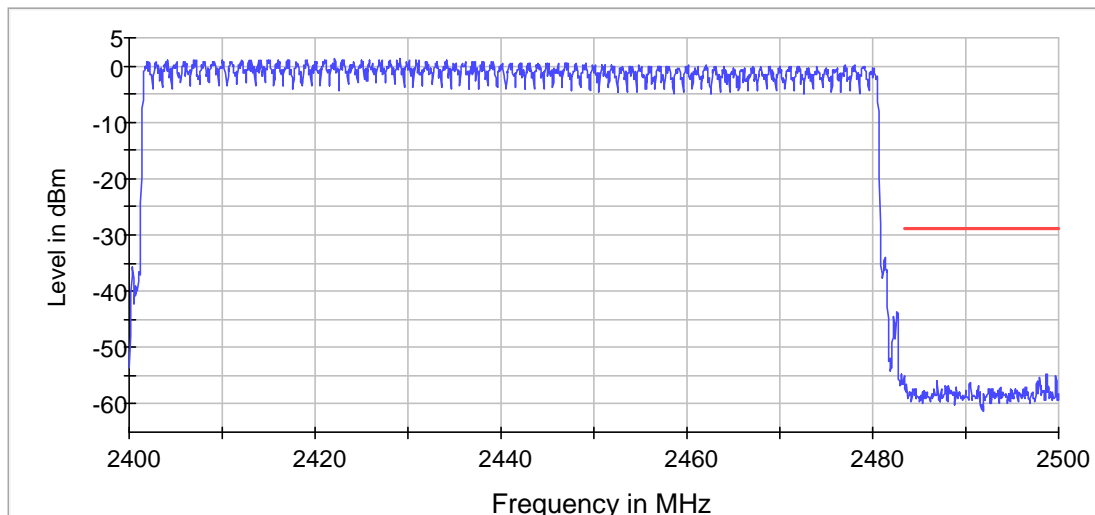
DUT Frequency (MHz)	Result
hopping	PASS

#### Inband Peak

Frequency (MHz)	Level (dBm)
2422.125000	1.2

#### Measurements

Frequency (MHz)	Level (dBm)	Margin (dB)	Limit (dBm)	Result
2498.675000	-54.7	25.9	-28.8	PASS
2498.725000	-54.8	26.1	-28.8	PASS
2499.725000	-55.1	26.3	-28.8	PASS
2497.925000	-55.3	26.5	-28.8	PASS
2499.675000	-55.3	26.6	-28.8	PASS
2497.975000	-55.5	26.7	-28.8	PASS
2486.925000	-55.8	27.0	-28.8	PASS
2499.775000	-55.8	27.1	-28.8	PASS
2497.675000	-56.0	27.2	-28.8	PASS
2486.975000	-56.1	27.3	-28.8	PASS
2497.875000	-56.1	27.4	-28.8	PASS
2490.475000	-56.2	27.5	-28.8	PASS
2486.875000	-56.3	27.5	-28.8	PASS
2483.625000	-56.4	27.7	-28.8	PASS
2497.625000	-56.4	27.7	-28.8	PASS



— Limit    — Sum Level    × Fail

FCC ID: 2ADFF-KSSLA70



# CMA Testing and Certification Laboratories

廠商會檢定中心

## TEST REPORT

Report No. : AY0061438(0)

Date : Nov 13, 2019

### Measurement 1

Setting	Instrument Value	Target Value
Start Frequency	2.40000 GHz	2.40000 GHz
Stop Frequency	2.48350 GHz	2.48350 GHz
Span	83.500 MHz	83.500 MHz
RBW	100.000 kHz	<= 100.000 kHz
VBW	300.000 kHz	>= 300.000 kHz
SweepPoints	1670	~ 1670
SweepTime	1.670 ms	AUTO
Reference Level	0.000 dBm	0.000 dBm
Attenuation	20.000 dB	AUTO
Detector	MaxPeak	MaxPeak
SweepCount	100	100
Filter	3 dB	3 dB
Trace Mode	Max Hold	Max Hold
SweepType	Sweep	AUTO
Preamp	off	off
Stablemode	Trace	Trace
Stablevalue	0.50 dB	0.50 dB
Run	138 / max. 150	max. 150
Stable	3 / 3	3
Max Stable Difference	0.34 dB	0.50 dB

### Measurement 2

Setting	Instrument Value	Target Value
Start Frequency	2.48350 GHz	2.48350 GHz
Stop Frequency	2.50000 GHz	2.50000 GHz
Span	16.500 MHz	16.500 MHz
RBW	100.000 kHz	<= 100.000 kHz
VBW	300.000 kHz	>= 300.000 kHz
SweepPoints	330	~ 330
SweepTime	37.969 µs	AUTO
Reference Level	0.000 dBm	0.000 dBm
Attenuation	20.000 dB	AUTO
Detector	MaxPeak	MaxPeak
SweepCount	100	100
Filter	3 dB	3 dB
Trace Mode	Max Hold	Max Hold
SweepType	FFT	AUTO
Preamp	off	off
Stablemode	Trace	Trace
Stablevalue	0.50 dB	0.50 dB
Run	4 / max. 150	max. 150
Stable	3 / 3	3
Max Stable Difference	0.00 dB	0.50 dB

FCC ID: 2ADFF-KSSLA70

This document is issued subject to the latest CMA Testing General Terms and Conditions of Testing and Inspection Services, available on request or accept Page 435 of 73 cmatesting.org.  
This document shall not be reproduced except in full or with written approval by CMA Testing.

Document name: FCC/ISED for FHSS - Document Ref No: RT-EL-EMC-048 - Issue Date: 13 Mar 2019 - Edition: 2

CMA Industrial Development Foundation Limited

Room 1302, Yan Hing Centre, 9-13 Wong Chuk Yeung St., Fo Tan, Shatin, N.T., Hong Kong.

Tel : (852) 2698 8198 Fax : (852) 2695 4177 E-mail : info@cmatesting.org Web Site : http://www.cmatesting.org



# CMA Testing and Certification Laboratories

廠商會檢定中心

## TEST REPORT

Report No. : AY0061438(0)

Date : Nov 13, 2019

### Band Edge low (2402 MHz; GFSK; DH5)

#### Result

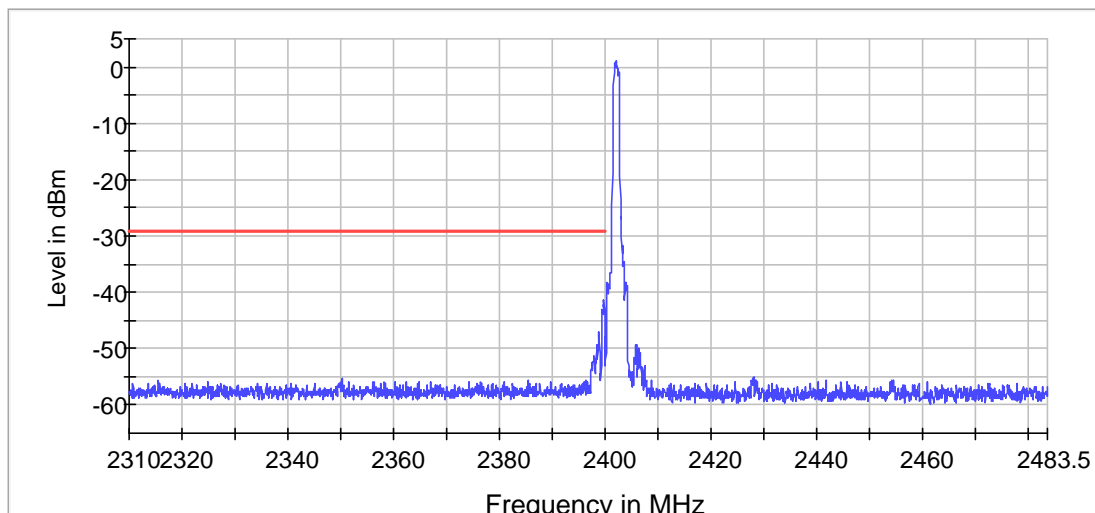
DUT Frequency (MHz)	Result
2402.000000	PASS

#### Inband Peak

Frequency (MHz)	Level (dBm)
2402.125000	1.0

#### Measurements

Frequency (MHz)	Level (dBm)	Margin (dB)	Limit (dBm)	Result
2399.725000	-41.4	12.4	-29.0	PASS
2399.775000	-41.6	12.5	-29.0	PASS
2399.625000	-42.2	13.1	-29.0	PASS
2399.575000	-42.4	13.4	-29.0	PASS
2399.675000	-42.5	13.5	-29.0	PASS
2399.825000	-43.1	14.1	-29.0	PASS
2399.425000	-43.1	14.1	-29.0	PASS
2399.475000	-43.3	14.3	-29.0	PASS
2399.375000	-43.6	14.5	-29.0	PASS
2399.525000	-44.0	15.0	-29.0	PASS
2399.875000	-45.6	16.6	-29.0	PASS
2399.325000	-46.4	17.4	-29.0	PASS
2398.725000	-47.1	18.1	-29.0	PASS
2398.775000	-47.1	18.1	-29.0	PASS
2398.675000	-47.5	18.5	-29.0	PASS



— Limit      — Sum Level      × Fail

FCC ID: 2ADFF-KSSLA70



# CMA Testing and Certification Laboratories

廠商會檢定中心

## TEST REPORT

Report No. : AY0061438(0)

Date : Nov 13, 2019

### Measurement 1

Setting	Instrument Value	Target Value
Start Frequency	2.31000 GHz	2.31000 GHz
Stop Frequency	2.40000 GHz	2.40000 GHz
Span	90.000 MHz	90.000 MHz
RBW	100.000 kHz	<= 100.000 kHz
VBW	300.000 kHz	>= 300.000 kHz
SweepPoints	1800	~ 1800
SweepTime	1.800 ms	AUTO
Reference Level	0.000 dBm	0.000 dBm
Attenuation	20.000 dB	AUTO
Detector	MaxPeak	MaxPeak
SweepCount	100	100
Filter	3 dB	3 dB
Trace Mode	Max Hold	Max Hold
SweepType	Sweep	AUTO
Preamp	off	off
Stablemode	Trace	Trace
Stablevalue	0.50 dB	0.50 dB
Run	16 / max. 150	max. 150
Stable	3 / 3	3
Max Stable Difference	0.08 dB	0.50 dB

### Measurement 2

Setting	Instrument Value	Target Value
Start Frequency	2.40000 GHz	2.40000 GHz
Stop Frequency	2.48350 GHz	2.48350 GHz
Span	83.500 MHz	83.500 MHz
RBW	100.000 kHz	<= 100.000 kHz
VBW	300.000 kHz	>= 300.000 kHz
SweepPoints	1670	~ 1670
SweepTime	1.670 ms	AUTO
Reference Level	0.000 dBm	0.000 dBm
Attenuation	20.000 dB	AUTO
Detector	MaxPeak	MaxPeak
SweepCount	100	100
Filter	3 dB	3 dB
Trace Mode	Max Hold	Max Hold
SweepType	Sweep	AUTO
Preamp	off	off
Stablemode	Trace	Trace
Stablevalue	0.50 dB	0.50 dB
Run	8 / max. 150	max. 150
Stable	3 / 3	3
Max Stable Difference	0.12 dB	0.50 dB

FCC ID: 2ADFF-KSSLA70

This document is issued subject to the latest CMA Testing General Terms and Conditions of Testing and Inspection Services, available on request or acceptance at [www.cmateesting.org](http://www.cmateesting.org).  
This document shall not be reproduced except in full or with written approval by CMA Testing.

Document name: FCC/ISED for FHSS - Document Ref No: RT-EL-EMC-048 - Issue Date: 13 Mar 2019 - Edition: 2

CMA Industrial Development Foundation Limited

Room 1302, Yan Hing Centre, 9-13 Wong Chuk Yeung St., Fo Tan, Shatin, N.T., Hong Kong.

Tel : (852) 2698 8198 Fax : (852) 2695 4177 E-mail : [info@cmateesting.org](mailto:info@cmateesting.org) Web Site : <http://www.cmateesting.org>



# CMA Testing and Certification Laboratories

廠商會檢定中心

## TEST REPORT

Report No. : AY0061438(0)

Date : Nov 13, 2019

### Band Edge high (2480 MHz; GFSK; DH5)

#### Result

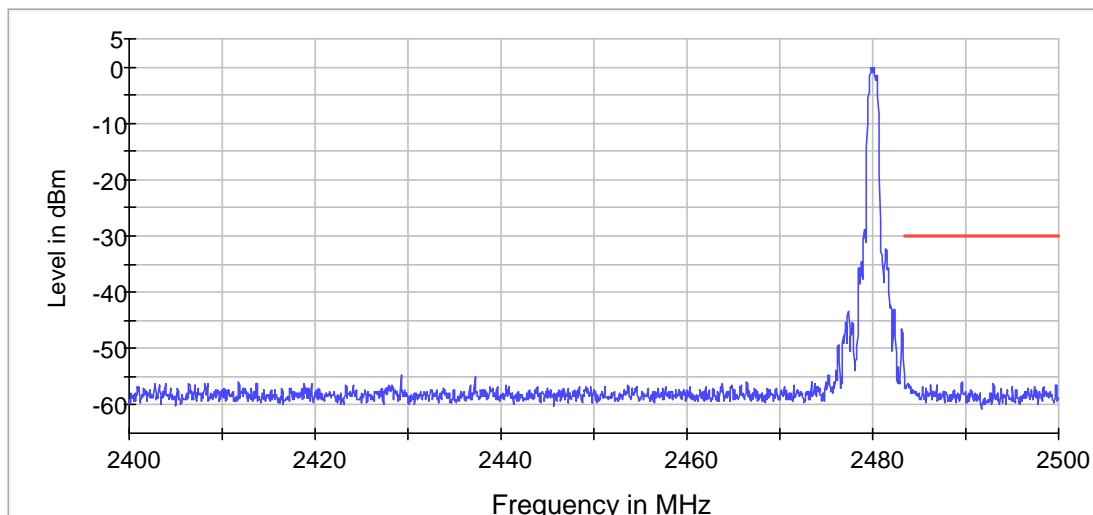
DUT Frequency (MHz)	Result
2480.000000	PASS

#### Inband Peak

Frequency (MHz)	Level (dBm)
2480.125000	0.0

#### Measurements

Frequency (MHz)	Level (dBm)	Margin (dB)	Limit (dBm)	Result
2489.575000	-55.8	25.8	-30.0	PASS
2483.825000	-56.1	26.1	-30.0	PASS
2492.975000	-56.1	26.1	-30.0	PASS
2489.525000	-56.2	26.2	-30.0	PASS
2483.725000	-56.4	26.4	-30.0	PASS
2483.675000	-56.4	26.4	-30.0	PASS
2483.625000	-56.4	26.4	-30.0	PASS
2486.225000	-56.5	26.5	-30.0	PASS
2483.775000	-56.5	26.5	-30.0	PASS
2492.925000	-56.5	26.5	-30.0	PASS
2499.725000	-56.5	26.5	-30.0	PASS
2483.975000	-56.5	26.5	-30.0	PASS
2486.875000	-56.5	26.5	-30.0	PASS
2499.775000	-56.6	26.6	-30.0	PASS
2483.875000	-56.6	26.6	-30.0	PASS



— Limit    — Sum Level    × Fail

FCC ID: 2ADFF-KSSLA70



# CMA Testing and Certification Laboratories

廠商會檢定中心

## TEST REPORT

Report No. : AY0061438(0)

Date : Nov 13, 2019

### Measurement 1

Setting	Instrument Value	Target Value
Start Frequency	2.40000 GHz	2.40000 GHz
Stop Frequency	2.48350 GHz	2.48350 GHz
Span	83.500 MHz	83.500 MHz
RBW	100.000 kHz	<= 100.000 kHz
VBW	300.000 kHz	>= 300.000 kHz
SweepPoints	1670	~ 1670
SweepTime	1.670 ms	AUTO
Reference Level	0.000 dBm	0.000 dBm
Attenuation	20.000 dB	AUTO
Detector	MaxPeak	MaxPeak
SweepCount	100	100
Filter	3 dB	3 dB
Trace Mode	Max Hold	Max Hold
SweepType	Sweep	AUTO
Preamp	off	off
Stablemode	Trace	Trace
Stablevalue	0.50 dB	0.50 dB
Run	6 / max. 150	max. 150
Stable	3 / 3	3
Max Stable Difference	0.20 dB	0.50 dB

### Measurement 2

Setting	Instrument Value	Target Value
Start Frequency	2.48350 GHz	2.48350 GHz
Stop Frequency	2.50000 GHz	2.50000 GHz
Span	16.500 MHz	16.500 MHz
RBW	100.000 kHz	<= 100.000 kHz
VBW	300.000 kHz	>= 300.000 kHz
SweepPoints	330	~ 330
SweepTime	37.969 $\mu$ s	AUTO
Reference Level	0.000 dBm	0.000 dBm
Attenuation	20.000 dB	AUTO
Detector	MaxPeak	MaxPeak
SweepCount	100	100
Filter	3 dB	3 dB
Trace Mode	Max Hold	Max Hold
SweepType	FFT	AUTO
Preamp	off	off
Stablemode	Trace	Trace
Stablevalue	0.50 dB	0.50 dB
Run	4 / max. 150	max. 150
Stable	3 / 3	3
Max Stable Difference	0.00 dB	0.50 dB

FCC ID: 2ADFF-KSSLA70

This document is issued subject to the latest CMA Testing General Terms and Conditions of Testing and Inspection Services, available on request or accept at [www.cmateesting.org](http://www.cmateesting.org).  
This document shall not be reproduced except in full or with written approval by CMA Testing.

Document name: FCC/ISED for FHSS - Document Ref No: RT-EL-EMC-048 - Issue Date: 13 Mar 2019 - Edition: 2

CMA Industrial Development Foundation Limited

Room 1302, Yan Hing Centre, 9-13 Wong Chuk Yeung St., Fo Tan, Shatin, N.T., Hong Kong.

Tel : (852) 2698 8198 Fax : (852) 2695 4177 E-mail : [info@cmateesting.org](mailto:info@cmateesting.org) Web Site : <http://www.cmateesting.org>



# CMA Testing and Certification Laboratories

廠商會檢定中心

## TEST REPORT

Report No. : AY0061438(0)

Date : Nov 13, 2019

### Tx Spurious Emission (2402 MHz; GFSK; DH5)

#### Result Inband Peak

Frequency (MHz)	Level (dBm)
2402.000	1.6

#### Final measurements

Frequency (MHz)	Level Pre Measurement (dBm)	level (dBm)	Limit (dBm)	Margin (dB)	Result
---	---	---	---	---	---

#### Pre Measurements

Frequency (MHz)	Level (dBm)	Margin (dB)	Limit (dBm)
2399.975000	-40.8	12.5	-28.4
2399.925000	-41.9	13.5	-28.4
2399.875000	-44.6	16.2	-28.4
4804.125000	-44.8	16.4	-28.4
4804.175000	-45.0	16.7	-28.4
4804.075000	-45.0	16.7	-28.4
4803.775000	-45.5	17.2	-28.4
4803.725000	-45.8	17.4	-28.4
4804.025000	-45.9	17.5	-28.4
4804.025000	-45.9	17.5	-28.4
4804.375000	-46.0	17.7	-28.4
4804.225000	-46.2	17.8	-28.4
4803.925000	-46.2	17.9	-28.4
2399.825000	-46.4	18.0	-28.4
4803.975000	-46.4	18.0	-28.4

#### Measurement Settings

Start Frequency (MHz)	Stop Frequency (MHz)	Pre Measurement	Final Measurement
30.000000	1500.000000	1	1
1500.000000	2400.000000	1	1
2400.000000	2483.500000	1	1
2483.500000	3983.500000	1	1
3983.500000	5483.500000	1	1
5483.500000	6983.500000	1	1
6983.500000	8483.500000	1	1
8483.500000	9983.500000	1	1
9983.500000	11483.500000	1	1
11483.500000	12983.500000	1	1
12983.500000	14483.500000	1	1
14483.500000	15983.500000	1	1
15983.500000	17483.500000	1	1
17483.500000	18983.500000	1	1
18983.500000	20483.500000	1	1
20483.500000	21983.500000	1	1
21983.500000	23483.500000	1	1
23483.500000	24983.500000	1	1
24983.500000	26000.000000	1	1

FCC ID: 2ADFF-KSSLA70





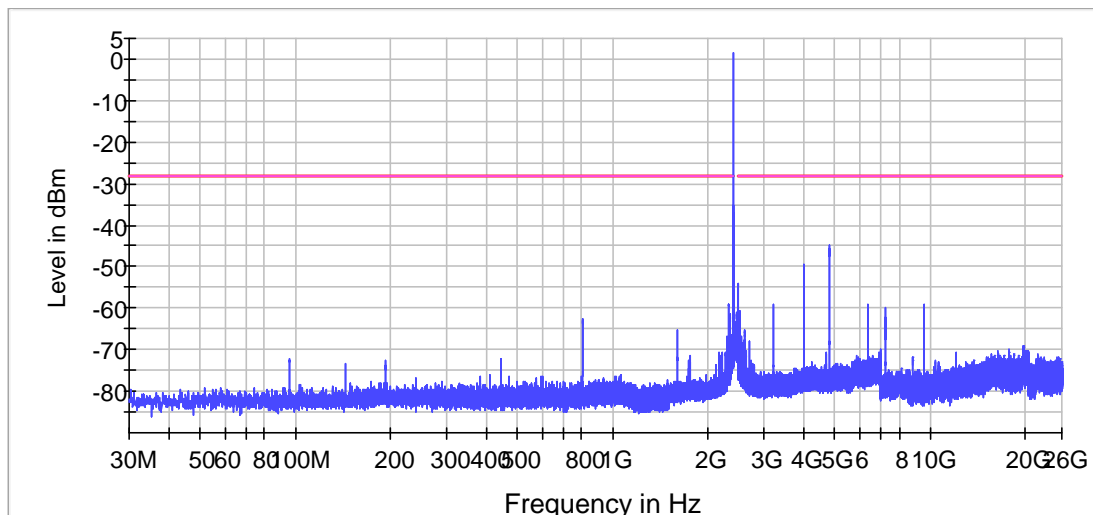
# CMA Testing and Certification Laboratories

廠商會檢定中心

## TEST REPORT

Report No. : AY0061438(0)

Date : Nov 13, 2019



— Limit    — Sum Level    — Threshold    × Critical    × Final Critical

### Pre Measurement 1

Setting	Instrument Value	Target Value
RBW	100.000 kHz	<= 100.000 kHz
VBW	300.000 kHz	>= 300.000 kHz
SweepPoints	29400	~ 29400
Sweeptime	29.400 ms	AUTO
Reference Level	-30.000 dBm	-30.000 dBm
Attenuation	0.000 dB	AUTO
Detector	MaxPeak	MaxPeak
SweepCount	30	30
Filter	3 dB	3 dB
Trace Mode	Max Hold	Max Hold
Sweeptype	Sweep	AUTO
Preamp	off	off
Stablemode	Trace	Trace
Stablevalue	1.00 dB	1.00 dB
Run	2 / max. 40	max. 40
Stable	1 / 1	1
Max Stable Difference	0.91 dB	1.00 dB

FCC ID: 2ADFF-KSSLA70



# CMA Testing and Certification Laboratories

廠商會檢定中心

## TEST REPORT

Report No. : AY0061438(0)

Date : Nov 13, 2019

### Tx Spurious Emission (2441 MHz; GFSK;DH5)

#### Result Inband Peak

Frequency (MHz)	Level (dBm)
2441.000	1.6

#### Final measurements

Frequency (MHz)	Level Pre Measurement (dBm)	level (dBm)	Limit (dBm)	Margin (dB)	Result
---	---	---	---	---	---

#### Pre Measurements

Frequency (MHz)	Level (dBm)	Margin (dB)	Limit (dBm)
4882.075000	-43.1	14.8	-28.4
4881.725000	-44.0	15.6	-28.4
4881.675000	-44.4	16.0	-28.4
4882.125000	-44.5	16.1	-28.4
4881.775000	-44.8	16.5	-28.4
4882.025000	-44.9	16.5	-28.4
4882.175000	-45.1	16.8	-28.4
4882.375000	-45.3	16.9	-28.4
4882.425000	-45.4	17.1	-28.4
4881.975000	-45.6	17.2	-28.4
4882.475000	-46.0	17.6	-28.4
4882.225000	-46.0	17.7	-28.4
4881.925000	-46.2	17.8	-28.4
4881.825000	-46.3	17.9	-28.4
4882.325000	-46.7	18.4	-28.4

#### Measurement Settings

Start Frequency (MHz)	Stop Frequency (MHz)	Pre Measurement	Final Measurement
30.000000	1500.000000	1	1
1500.000000	2400.000000	1	1
2400.000000	2483.500000	1	1
2483.500000	3983.500000	1	1
3983.500000	5483.500000	1	1
5483.500000	6983.500000	1	1
6983.500000	8483.500000	1	1
8483.500000	9983.500000	1	1
9983.500000	11483.500000	1	1
11483.500000	12983.500000	1	1
12983.500000	14483.500000	1	1
14483.500000	15983.500000	1	1
15983.500000	17483.500000	1	1
17483.500000	18983.500000	1	1
18983.500000	20483.500000	1	1
20483.500000	21983.500000	1	1
21983.500000	23483.500000	1	1
23483.500000	24983.500000	1	1
24983.500000	26000.000000	1	1

FCC ID: 2ADFF-KSSLA70

This document is issued subject to the latest CMA Testing General Terms and Conditions of Testing and Inspection Services, available on request or acceptance at [www.cmatesting.org](http://www.cmatesting.org).  
This document shall not be reproduced except in full or with written approval by CMA Testing.

Document name: FCC/ISED for FHSS - Document Ref No: RT-EL-EMC-048 - Issue Date: 13 Mar 2019 - Edition: 2

CMA Industrial Development Foundation Limited

Room 1302, Yan Hing Centre, 9-13 Wong Chuk Yeung St., Fo Tan, Shatin, N.T., Hong Kong.

Tel : (852) 2698 8198 Fax : (852) 2695 4177 E-mail : [info@cmatesting.org](mailto:info@cmatesting.org) Web Site : <http://www.cmatesting.org>



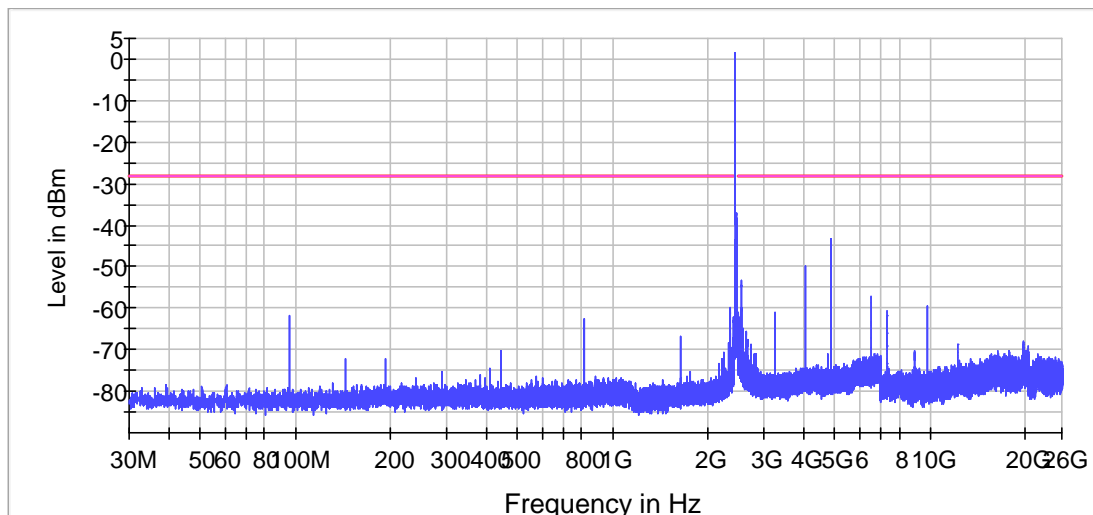
# CMA Testing and Certification Laboratories

廠商會檢定中心

## TEST REPORT

Report No. : AY0061438(0)

Date : Nov 13, 2019



— Limit    — Sum Level    — Threshold    × Critical    × Final Critical

### Pre Measurement 1

Setting	Instrument Value	Target Value
RBW	100.000 kHz	<= 100.000 kHz
VBW	300.000 kHz	>= 300.000 kHz
SweepPoints	29400	~ 29400
Sweeptime	29.400 ms	AUTO
Reference Level	-30.000 dBm	-30.000 dBm
Attenuation	0.000 dB	AUTO
Detector	MaxPeak	MaxPeak
SweepCount	30	30
Filter	3 dB	3 dB
Trace Mode	Max Hold	Max Hold
Sweeptype	Sweep	AUTO
Preamp	off	off
Stablemode	Trace	Trace
Stablevalue	1.00 dB	1.00 dB
Run	2 / max. 40	max. 40
Stable	1 / 1	1
Max Stable Difference	0.66 dB	1.00 dB

FCC ID: 2ADFF-KSSLA70



# CMA Testing and Certification Laboratories

廠商會檢定中心

## TEST REPORT

Report No. : AY0061438(0)

Date : Nov 13, 2019

### Tx Spurious Emission (2480 MHz; GFSK;DH5)

#### Result Inband Peak

Frequency (MHz)	Level (dBm)
2480.000	1.1

#### Final measurements

Frequency (MHz)	Level Pre Measurement (dBm)	level (dBm)	Limit (dBm)	Margin (dB)	Result
---	---	---	---	---	---

#### Pre Measurements

Frequency (MHz)	Level (dBm)	Margin (dB)	Limit (dBm)
4960.425000	-43.2	14.3	-28.9
4960.075000	-43.9	14.9	-28.9
4960.125000	-44.3	15.4	-28.9
4960.375000	-44.6	15.6	-28.9
4960.025000	-44.6	15.7	-28.9
4959.775000	-44.6	15.7	-28.9
4959.725000	-44.7	15.8	-28.9
4959.975000	-44.8	15.8	-28.9
4960.475000	-45.0	16.1	-28.9
4959.675000	-45.2	16.3	-28.9
4960.175000	-45.2	16.3	-28.9
4959.825000	-45.6	16.6	-28.9
4959.925000	-46.1	17.2	-28.9
4960.325000	-46.2	17.3	-28.9
4959.875000	-46.2	17.3	-28.9

#### Measurement Settings

Start Frequency (MHz)	Stop Frequency (MHz)	Pre Measurement	Final Measurement
30.000000	1500.000000	1	1
1500.000000	2400.000000	1	1
2400.000000	2483.500000	1	1
2483.500000	3983.500000	1	1
3983.500000	5483.500000	1	1
5483.500000	6983.500000	1	1
6983.500000	8483.500000	1	1
8483.500000	9983.500000	1	1
9983.500000	11483.500000	1	1
11483.500000	12983.500000	1	1
12983.500000	14483.500000	1	1
14483.500000	15983.500000	1	1
15983.500000	17483.500000	1	1
17483.500000	18983.500000	1	1
18983.500000	20483.500000	1	1
20483.500000	21983.500000	1	1
21983.500000	23483.500000	1	1
23483.500000	24983.500000	1	1
24983.500000	26000.000000	1	1

FCC ID: 2ADFF-KSSLA70





# CMA Testing and Certification Laboratories

廠商會檢定中心

## TEST REPORT

Report No. : AY0061438(0)

Date : Nov 13, 2019

### Conducted Emission

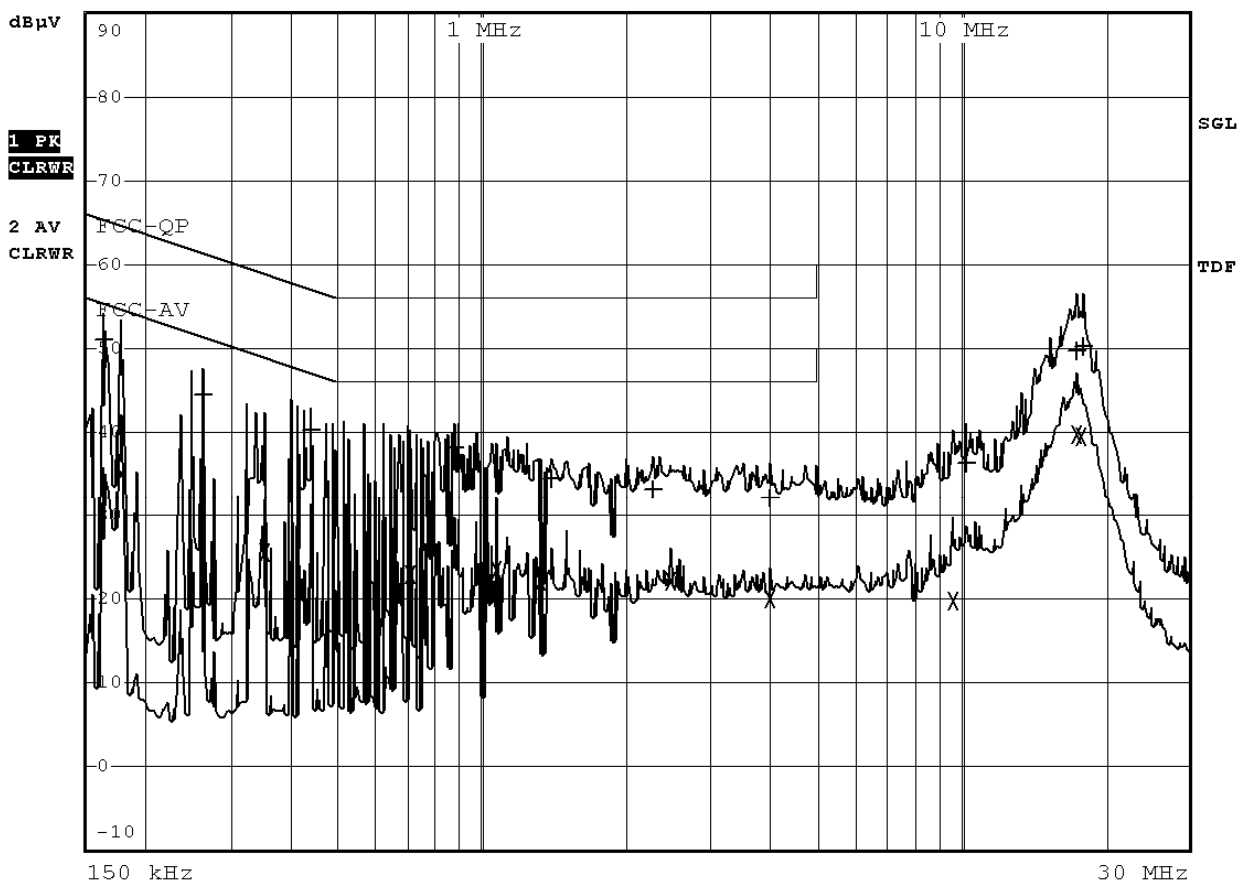
Test mode: Bluetooth+ charging



RBW 9 kHz

MT 1 s

Att 10 dB AUTO PREAMP OFF



FCC ID: 2ADFF-KSSLA70



# CMA Testing and Certification Laboratories

廠商會檢定中心

## TEST REPORT

Report No. : AY0061438(0)

Date : Nov 13, 2019

EDIT PEAK LIST (Final Measurement Results)				
Trace1:	FCC-QP			
Trace2:	FCC-AV			
Trace3:	---			
TRACE	FREQUENCY	LEVEL dB $\mu$ V		DELTA LIMIT dB
1 Quasi Peak	163.5 kHz	50.95	L1 gnd	-14.33
2 Average	177 kHz	35.07	L1 gnd	-19.54
1 Quasi Peak	262.5 kHz	44.52	L1 gnd	-16.82
2 Average	352.5 kHz	25.65	L1 gnd	-23.24
1 Quasi Peak	442.5 kHz	40.29	L1 gnd	-16.72
2 Average	707 kHz	23.00	L1 gnd	-22.99
1 Quasi Peak	878 kHz	38.13	L1 gnd	-17.86
2 Average	1.067 MHz	23.38	N gnd	-22.61
2 Average	1.3325 MHz	22.22	N gnd	-23.77
1 Quasi Peak	1.4045 MHz	34.47	L1 gnd	-21.52
1 Quasi Peak	2.291 MHz	33.09	L1 gnd	-22.90
2 Average	2.489 MHz	22.06	L1 gnd	-23.94
2 Average	3.983 MHz	19.92	L1 gnd	-26.07
1 Quasi Peak	4.0145 MHz	32.14	L1 gnd	-23.85
2 Average	9.6215 MHz	19.78	L1 gnd	-30.21
1 Quasi Peak	10.3325 MHz	36.20	L1 gnd	-23.79
1 Quasi Peak	17.5595 MHz	49.66	L1 gnd	-10.33
2 Average	17.5595 MHz	39.86	L1 gnd	-10.13
2 Average	17.789 MHz	39.48	L1 gnd	-10.51
1 Quasi Peak	17.987 MHz	50.21	L1 gnd	-9.78

FCC ID: 2ADFF-KSSLA70

This document is issued subject to the latest CMA Testing General Terms and Conditions of Testing and Inspection Services, available on request or acceptance at [www.cmateesting.org](http://www.cmateesting.org).  
 This document shall not be reproduced except in full or with written approval by CMA Testing.

Document name: FCC/ISED for FHSS - Document Ref No: RT-EL-EMC-048 - Issue Date: 13 Mar 2019 - Edition: 2

CMA Industrial Development Foundation Limited

Room 1302, Yan Hing Centre, 9-13 Wong Chuk Yeung St., Fo Tan, Shatin, N.T., Hong Kong.

Tel : (852) 2698 8198 Fax : (852) 2695 4177 E-mail : [info@cmatesting.org](mailto:info@cmatesting.org) Web Site : <http://www.cmateesting.org>



# CMA Testing and Certification Laboratories

廠商會檢定中心

## TEST REPORT

Report No. : AY0061438(0)

Date : Nov 13, 2019

### Conducted Emission

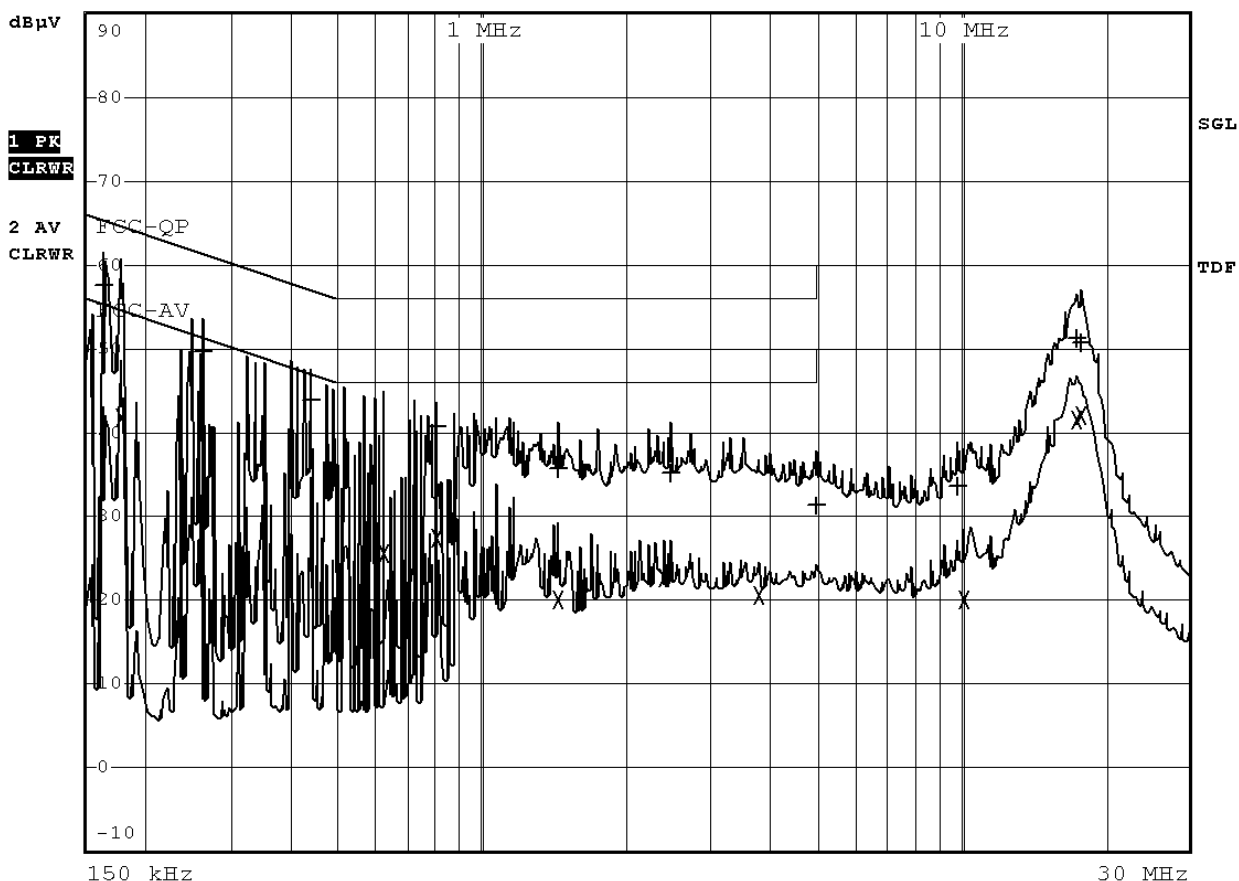
Test mode: Aux-in+ charging



RBW 9 kHz

MT 1 s

Att 10 dB AUTO PREAMP OFF



FCC ID: 2ADFF-KSSLA70





# CMA Testing and Certification Laboratories

廠商會檢定中心

## TEST REPORT

Report No. : AY0061438(0)

Date : Nov 13, 2019

EDIT PEAK LIST (Final Measurement Results)				
Trace1:		FCC-QP		
Trace2:		FCC-AV		
Trace3:		---		
TRACE	FREQUENCY	LEVEL dBµV		DELTA LIMIT dB
1 Quasi Peak	163.5 kHz	57.68	L1 gnd	-7.59
2 Average	177 kHz	41.92	L1 gnd	-12.70
1 Quasi Peak	262.5 kHz	49.69	L1 gnd	-11.65
2 Average	262.5 kHz	30.83	L1 gnd	-20.51
1 Quasi Peak	442.5 kHz	43.94	L1 gnd	-13.06
2 Average	621.5 kHz	25.68	L1 gnd	-20.31
1 Quasi Peak	801.5 kHz	40.79	L1 gnd	-15.20
2 Average	801.5 kHz	27.42	L1 gnd	-18.57
1 Quasi Peak	1.4405 MHz	35.75	L1 gnd	-20.24
2 Average	1.4405 MHz	20.01	L1 gnd	-25.98
2 Average	2.408 MHz	22.78	L1 gnd	-23.21
1 Quasi Peak	2.489 MHz	35.36	L1 gnd	-20.63
2 Average	3.8075 MHz	20.65	L1 gnd	-25.35
1 Quasi Peak	4.982 MHz	31.37	L1 gnd	-24.62
1 Quasi Peak	9.9005 MHz	33.70	L1 gnd	-26.29
2 Average	10.175 MHz	19.94	L1 gnd	-30.05
1 Quasi Peak	17.4065 MHz	51.32	L1 gnd	-8.67
2 Average	17.4695 MHz	41.49	L1 gnd	-8.50
1 Quasi Peak	17.843 MHz	50.76	L1 gnd	-9.23
2 Average	17.843 MHz	41.99	L1 gnd	-8.00

\*\*\*\*\* End of Report \*\*\*\*\*

FCC ID: 2ADFF-KSSLA70