


10. SETUP PHOTOS

FREQUENCY TOLERANCE MEASUREMENT SETUP




FREQUENCY TOLERANCE OVER EXTREME CONDITIONS




FREQUENCY TOLERANCE OVER EXTREME CONDITIONS


RADIATED RF MEASUREMENT SETUP



BELOW 30MHz (FRONT) – EUT with Holster




BELOW 30MHz (BACK)) – EUT with Holster




BELOW 1GHz (FRONT) – EUT with Holster




BELOW 1GHz (BACK)) – EUT with Holster





Z-ORIENTATION) – EUT with Holster



X-ORIENTATION - EUT without Holster



Y-ORIENTATION - EUT without Holster



Z-ORIENTATION - EUT without Holster

END OF TEST REPORT