


Appendix F. Setup Photographs

<Conducted Emission>

Mode 2

Remote View





Rear View




<Radiated Emission>


Z Plane for Single Mode

LF



HF




SHF


X Plane for MIMO Mode

LF



HF



SHF

—————THE END—————