


Appendix F. Setup Photographs

<Conducted Emission>

Mode 2

Remote View





Rear View




<Radiated Emission>


Z Plane for Ant. 1

LF



HF



SHF

X Plane for MIMO <Ant. 1+2>


LF



HF



SHF



————THE END————