

Antenna Testing Report

Project Name : J16-5

Antenna Manufacturer: Sunnyway Technology(CHINA)


Address : The 6th floor, Building 5, Nantaiyun Innovation Valley Center, Guangming District, Shenzhen City

Report version: May. 31th, 2024 A0

Version	Report date	Remark
A0	2024.05.31	Preliminary Commissioning Report
A1		
A2		
A3		
A4		
A5		
A6		
A7		
A8		
A9		

- 1. Record····· 2
- 2. Project Overview ····· 4
- 3. Equipment List····· 5
- 4. Project pictures and Passive fixturs····· 6
- 5. Version Information ····· 7
- 6. Matching Circuit ····· 7
- 7. Passive parameters ····· 1 2
- 8. Passive efficiency ····· 1 6
- 9. Active data ····· 1 9
- 10.SAR test ····· 1 9
- 11. Environment Specification····· 2 3
- 12. Directional pattern ····· 2 4
- 13. Summary ····· 2 8

Prototype status	Debugging machine
Device type	POS
Number of antennas	BT antenna
Frequency band	
	BT/2.4GHZ
Structural style	FPC+cable
Environment adjustment	No change
Matching modification	No change



The industry's top 64 sensors OTA chamber

Frequency range: 400MHz-11GHz

Device Llimitation: 2M

Load-bearing limitation:100KG

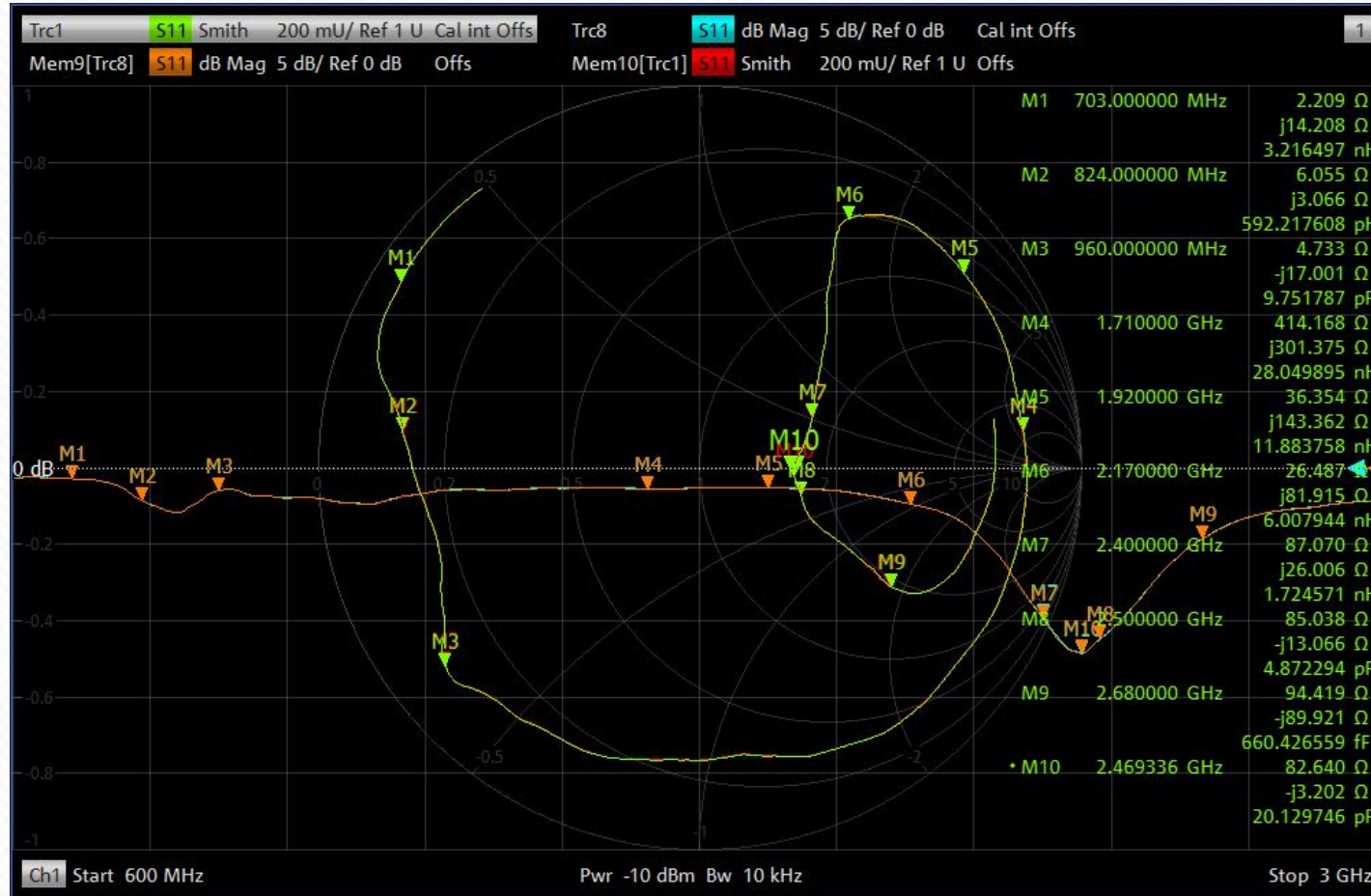
Equipments Items	Total Quantity	Quantity for Shanghai R&D	Quantity for Shenzhen R&D	Quantity for ChongQing R&D
OTA chamber	10	4	5	1
5G Tester (SP9500-CTS)	3	1	1	1
R&S Tester (high configuration CMW500)	6	3	2	1
Japan Anritsu Tester (Dual Channel 8820)	4	2	2	--
NB-IoT Tester (SP8315)	3	1	1	1
Agilent Tester (8960)	9	4	4	--
Agilent Network Analyzer (E5062A)	7	3	3	1
Agilent Network Analyzer (E5071C 8.5GHZ)	11	5	5	1
Agilent Network Analyzer (E5071B 8.5GHZ)	7	3	3	1
R&S Network Analyzer (ZND)	9	4	4	1
R&S Network Analyzer (ZVB)	3	1	1	1
OTA head hand / ear hand / arm hand	5	2	2	1
GPS/WIFI active test equipment	5	2	2	1



Main antenna data

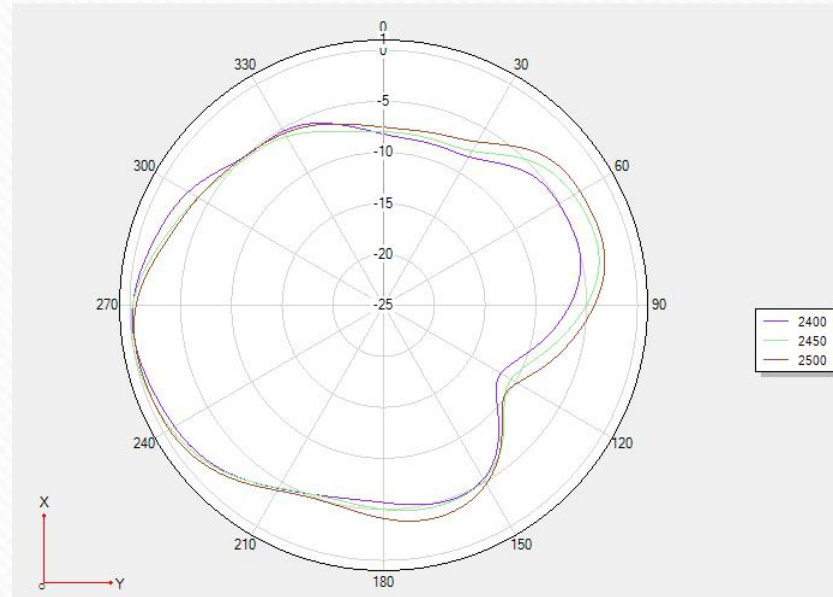
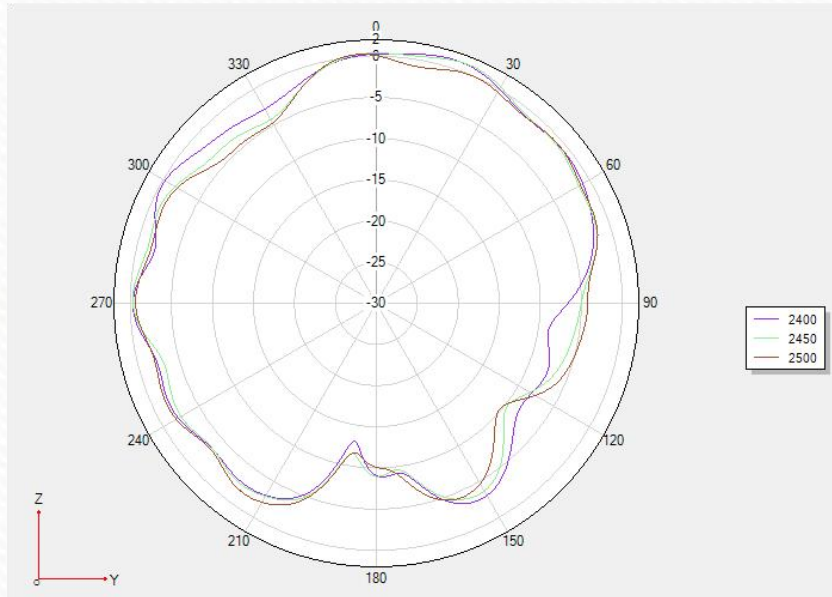
Frequency/Mhz	MaxGain/dBi	Efficiency / %
2400-2500	1.64	63.12

S11

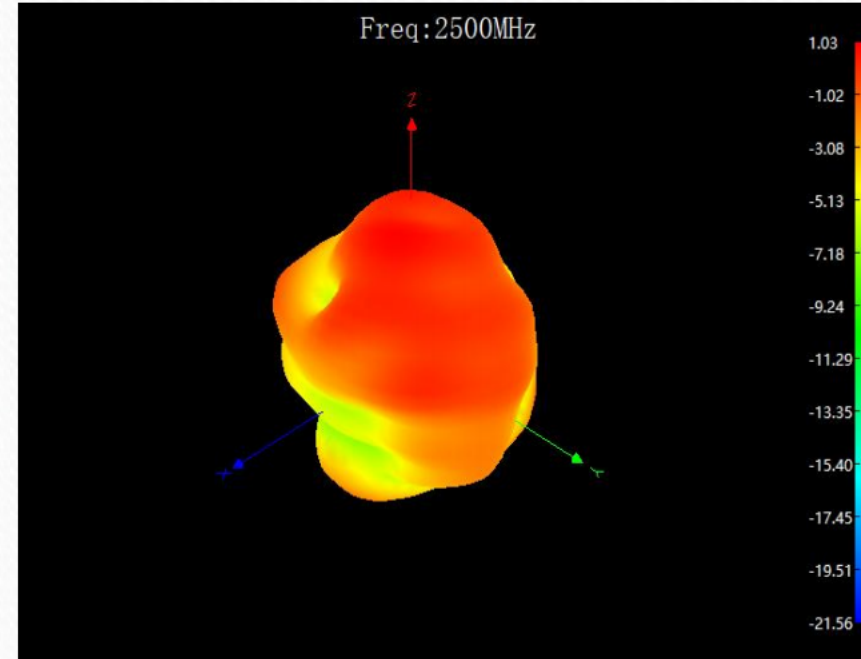
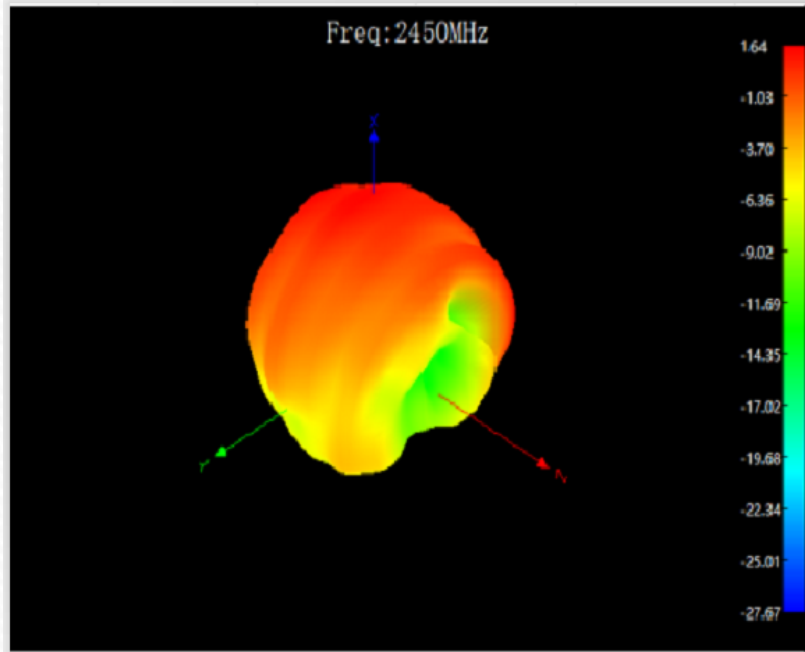


Three-in-one antenna directional pattern

2D:



3D:



- 1: For AD project, the antenna has good performance, and the parameters such as efficiency, gain and active test can achieve the use requirements
- 2: In terms of structure, the antenna is installed on the inside of the casing, which can well meet the requirements of production and assembly

Thank You

Shanghai R&D Center: 1F, Building 4, No.99, Lane 215, Gaoguang Road, Qingpu District, Shanghai, 201799, PRC

Shenzhen R&D Center: Room 405, Jinke Building, No.8, Qiongyu Road, Nanshan District, Shenzhen, 518057, PRC

ChongQing R&D Center: 1F, ARM Ecological Industrial Park, 19 East Datugu Road, Xiantao, Yubei District, Chongqing, 401120, PRC

Huizhou Factory: 4-5F, No.1, Central Village Road, Longhu Industrial Zone, Shuikou Town, Huicheng District, Huizhou, 516255, PRC

TEL: 021-60835368 E-mail: sales@sunnyway-iot.com

www.sunnyway-iot.com

