


WDC08-说明书

尺寸：70x110mm

材质：125G铜版纸，四折五页双面黑白印刷

物料编码：

Wireless Charging Power Bank with Charging Dock



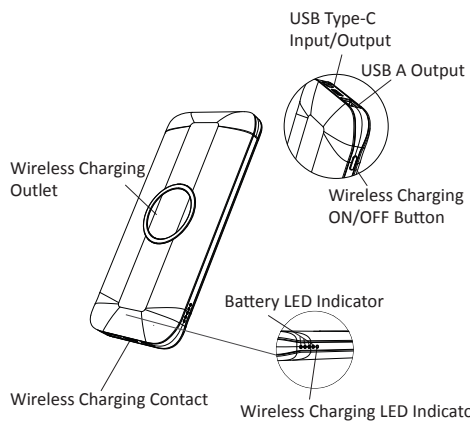
User Manual

Model No.: TB-WDC08

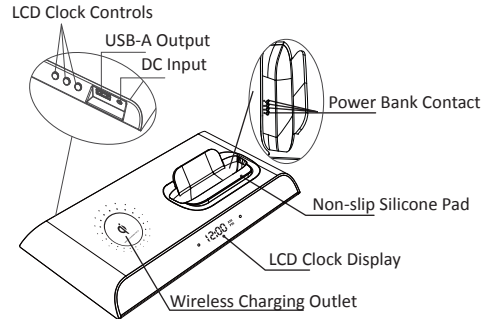
Thanks for choosing our wireless charging power bank! This is a smartphone wireless charging power bank for Samsung Galaxy S8, S8+, iPhone 8, iPhone 8 Plus, iPhone X, Qi-enabled devices and other digital devices. Please kindly read the user manual before using.

OVERVIEW

Wireless Charging Power Bank



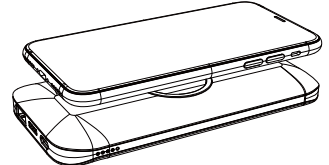
Wireless Charging Dock



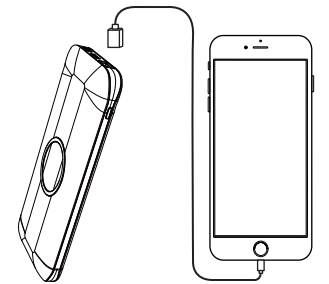
How to use

- TB-WDC08 can charge your smartphone in five different approaches.
- Whether your smartphone is placed horizontally or vertically, even lying down without cell phone holder, charging is still perfect.

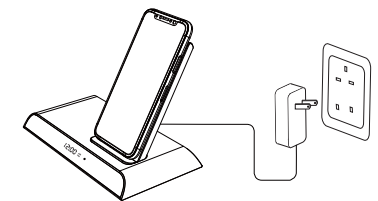
- ① Wireless Charging Power Bank




- ② Wireless Charging Power Bank



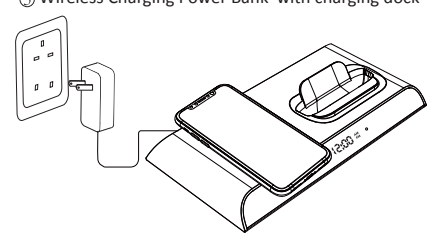
- ③ Wireless Charging Power Bank with charging dock



- ④ Wireless Charging Power Bank with charging dock



- ⑤ Wireless Charging Power Bank with charging dock



Setting the Clock to Display Time


To set the Clock display with the correct time, locate the adjustment buttons on the back of the charging station base.

S Button: Press the button to select the hours or minutes value to adjust. Blinking will indicate the value has been selected. Use the arrows to adjust to the correct value. The selection will automatically be set after 10 seconds of no button press.

+ Button: Press button to increase the selected value.

- Button: Press button to decrease the selected value.


AM/PM Selection: Scroll the time in 12 hour increments to change from AM to PM.



Check the battery level of the wireless power bank


Enables pass-through charging while connected to a power source. Power is sent to your smartphone first, and then the TB-WDC05 recharges itself. When TB-WDC05 is in the charging mode, the power indicator shows the charging status in different signs:

Signs:

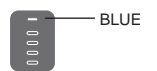


0%-25% LED1 BLINK	25%-50% LED1 ON LED2 BLINK	50%-75% LED1-LED2 ON LED3 BLINK	75%-99% LED1-LED3 ON LED4 BLINK	100% LED1-LED4 ON
----------------------	----------------------------------	---------------------------------------	---------------------------------------	----------------------

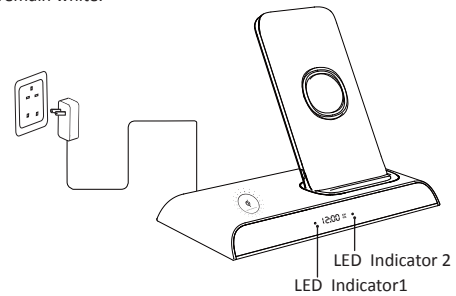
- Short press the button for power remain.
- The power indicator will turn green (standby or no device under) after long press the button for 3 seconds.



- Place the mobile with wireless function when the light is under green. The power indicator will turn blue when charging.



- When place the mobile on the dock, the LED indicator 1 will remain white.
- When Power bank on the dock, the LED indicator 2 will remain white.



Product Specifications

- Wireless Power Bank
Capacity: 10000mAh/37Wh
Type-C PD Input: 5V/3A, 9V/2A, 12V/1.5A
Type-C PD Output: 5V/3A, 9V/2A, 12V/1.5A
USB Output: DC 5V/3A, DC 9V/2A,
DC 12V/1.5A(QC3.0 18W)
Wireless Output: 5W, 7.5W, 10W (Max)
- Wireless Charging Dock
Input: DC 9V/4A
Wireless Output: 5W / 10W (Max)
USB-A Output: 5V/2A

Size

- Wireless Charging Power Bank :
75x152x16mm
Charging Dock :
190x100x30 mm

Products Supplied

- Wireless Charging Power Bank
- Charging Dock
- User Manual

Note

- When TB-WDC08 is not connected to power source, priority USB output port charging. USB output port charging and Qi wireless charging couldn't enable at the same time.
- When TB-WDC08 is connected to power source, USB output port charging will be disabled.

Attention

- Please keep the charger away from water and other liquid.
- Please make sure it is not connected power supply if you need to clean the charger.
- Using environment temperature remains 10-45 C.
- Changes or modifications not expressly approved by the party responsible for compliance could void your authority to operate the equipment.