

## Test Setup Photos of the EUT

### Test Setup Photo(s) of Radiated Emissions Measurement





Fig. 1




Fig. 2

Test Setup Photo of Line Conducted Emissions Measurement



AC Conducted Emission of charge from power adapter mode



AC Conducted Emission of charge from PC mode