

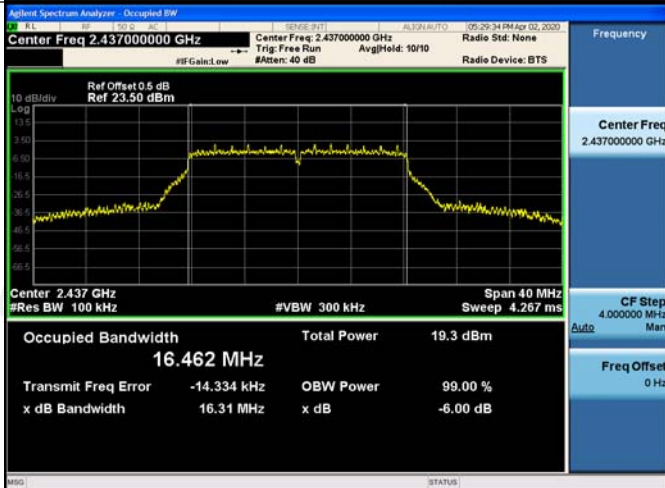
11G/HCH



11N20SISO/LCH



11N20SISO/MCH



<p>11N20SISO/HCH</p>	<p>Agilent Spectrum Analyzer - Occupied BW</p> <p>Center Freq: 2.462000000 GHz</p> <p>Center Freq: 2.462000000 GHz</p> <p>Trig: Free Run</p> <p>Avg/Hold: 10/10</p> <p>Radio Std: None</p> <p>Radio Device: BTS</p> <p>Ref Offset 0.5 dB</p> <p>Ref 23.50 dBm</p> <p>Center 2.462 GHz</p> <p>#Res BW 100 kHz</p> <p>#VBW 300 kHz</p> <p>Span 40 MHz</p> <p>Sweep 4.267 ms</p> <p>Occupied Bandwidth 16.459 MHz</p> <p>Total Power 19.2 dBm</p> <p>Transmit Freq Error -23.672 kHz</p> <p>OBW Power 99.00 %</p> <p>x dB Bandwidth 16.31 MHz</p> <p>x dB -6.00 dB</p> <p>Frequency 2.462000000 GHz</p> <p>CF Step 4.000000 MHz</p> <p>Freq Offset 0 Hz</p>
<p>11N40SISO/LCH</p>	<p>Agilent Spectrum Analyzer - Occupied BW</p> <p>Center Freq: 2.422000000 GHz</p> <p>Center Freq: 2.422000000 GHz</p> <p>Trig: Free Run</p> <p>Avg/Hold: 10/10</p> <p>Radio Std: None</p> <p>Radio Device: BTS</p> <p>Ref Offset 0.5 dB</p> <p>Ref 23.50 dBm</p> <p>Center 2.422 GHz</p> <p>#Res BW 100 kHz</p> <p>#VBW 300 kHz</p> <p>Span 80 MHz</p> <p>Sweep 8 ms</p> <p>Occupied Bandwidth 36.014 MHz</p> <p>Total Power 19.4 dBm</p> <p>Transmit Freq Error 6.424 kHz</p> <p>OBW Power 99.00 %</p> <p>x dB Bandwidth 35.13 MHz</p> <p>x dB -6.00 dB</p> <p>Frequency 2.422000000 GHz</p> <p>CF Step 8.000000 MHz</p> <p>Freq Offset 0 Hz</p>
<p>11N40SISO/MCH</p>	<p>Agilent Spectrum Analyzer - Occupied BW</p> <p>Center Freq: 2.437000000 GHz</p> <p>Center Freq: 2.437000000 GHz</p> <p>Trig: Free Run</p> <p>Avg/Hold: 10/10</p> <p>Radio Std: None</p> <p>Radio Device: BTS</p> <p>Ref Offset 0.5 dB</p> <p>Ref 23.50 dBm</p> <p>Center 2.437 GHz</p> <p>#Res BW 100 kHz</p> <p>#VBW 300 kHz</p> <p>Span 80 MHz</p> <p>Sweep 8 ms</p> <p>Occupied Bandwidth 35.984 MHz</p> <p>Total Power 19.4 dBm</p> <p>Transmit Freq Error 4.9907 MHz</p> <p>OBW Power 99.00 %</p> <p>x dB Bandwidth 35.11 MHz</p> <p>x dB -6.00 dB</p> <p>Frequency 2.437000000 GHz</p> <p>CF Step 8.000000 MHz</p> <p>Freq Offset 0 Hz</p>

11N40SISO/HCH



## Band-edge for RF Conducted Emissions

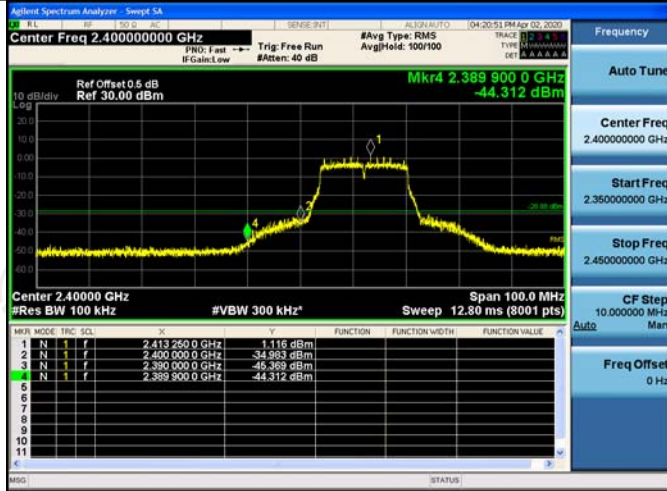
### Result Table

Mode	Channel	Carrier Power [dBm]	Max.Spurious Level [dBm]	Limit [dBm]	Verdict
11B	LCH	4.359	-45.632	-25.64	PASS
11B	HCH	4.301	-45.893	-25.70	PASS
11G	LCH	1.116	-44.312	-28.88	PASS
11G	HCH	1.100	-43.083	-28.90	PASS
11N20SISO	LCH	0.457	-41.320	-29.54	PASS
11N20SISO	HCH	1.234	-43.400	-28.77	PASS
11N40SISO	LCH	-1.150	-33.636	-31.15	PASS
11N40SISO	HCH	-1.198	-34.438	-31.2	PASS

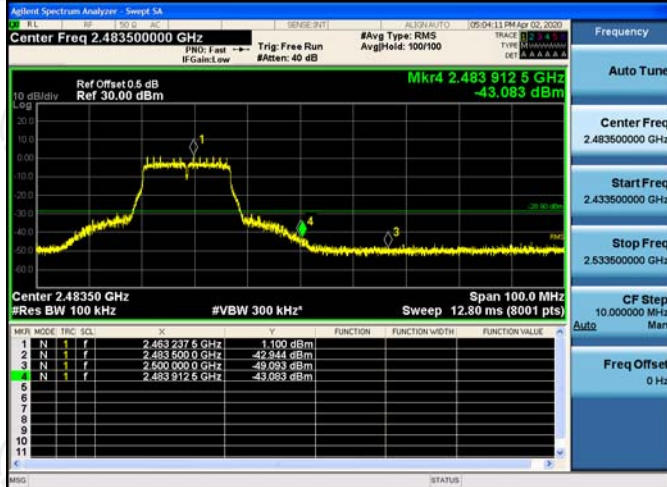
### Test Graph



11G/LCH

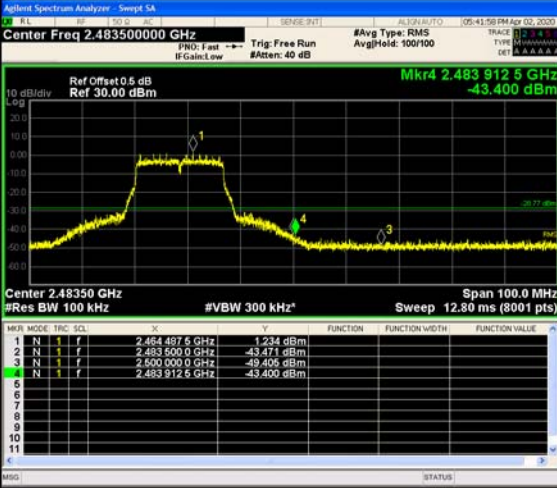
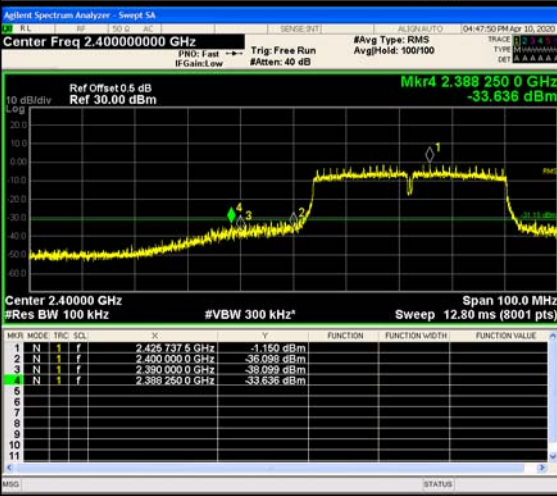
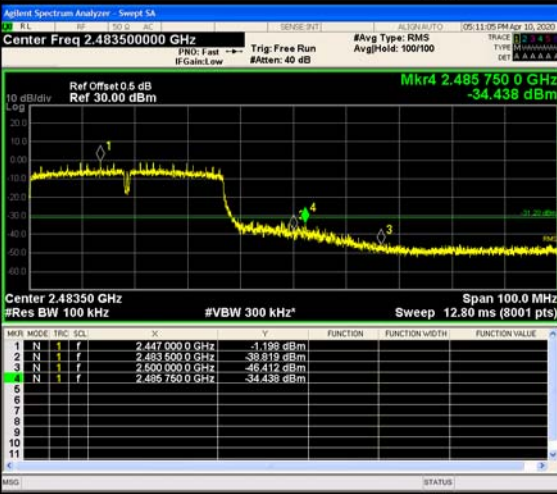


11G/HCH



11N20SISO/LCH



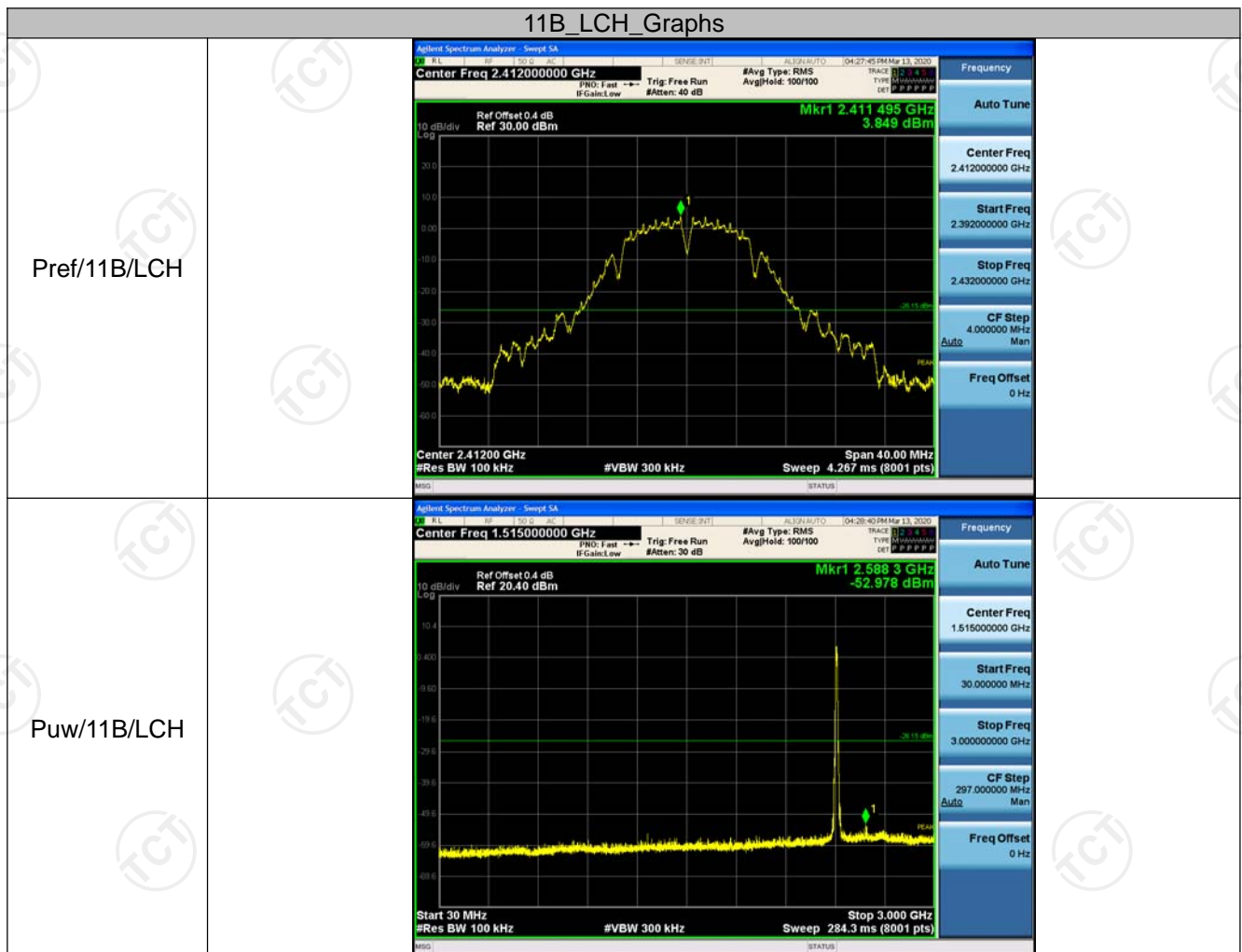
<p>11N20SISO/HCH</p>	 <table border="1" data-bbox="598 515 1157 660"> <thead> <tr> <th>MKR</th> <th>MODE</th> <th>FREQ</th> <th>SCL</th> <th>X</th> <th>Y</th> <th>FUNCTION</th> <th>FUNCTION WIDTH</th> <th>FUNCTION VALUE</th> </tr> </thead> <tbody> <tr> <td>1</td> <td>N</td> <td>1</td> <td>f</td> <td>2.484 487 5 GHz</td> <td>-1.234 dBm</td> <td></td> <td></td> <td></td> </tr> <tr> <td>2</td> <td>N</td> <td>1</td> <td>f</td> <td>2.483 500 0 GHz</td> <td>-43.471 dBm</td> <td></td> <td></td> <td></td> </tr> <tr> <td>3</td> <td>N</td> <td>1</td> <td>f</td> <td>2.480 000 0 GHz</td> <td>-49.405 dBm</td> <td></td> <td></td> <td></td> </tr> <tr> <td>4</td> <td>N</td> <td>1</td> <td>f</td> <td>2.483 912 5 GHz</td> <td>-43.400 dBm</td> <td></td> <td></td> <td></td> </tr> </tbody> </table>	MKR	MODE	FREQ	SCL	X	Y	FUNCTION	FUNCTION WIDTH	FUNCTION VALUE	1	N	1	f	2.484 487 5 GHz	-1.234 dBm				2	N	1	f	2.483 500 0 GHz	-43.471 dBm				3	N	1	f	2.480 000 0 GHz	-49.405 dBm				4	N	1	f	2.483 912 5 GHz	-43.400 dBm				<p>Frequency</p> <p>Auto Tune</p> <p>Center Freq 2.483500000 GHz</p> <p>Start Freq 2.433500000 GHz</p> <p>Stop Freq 2.533500000 GHz</p> <p>CF Step 10.000000 MHz</p> <p>Freq Offset 0 Hz</p>
MKR	MODE	FREQ	SCL	X	Y	FUNCTION	FUNCTION WIDTH	FUNCTION VALUE																																							
1	N	1	f	2.484 487 5 GHz	-1.234 dBm																																										
2	N	1	f	2.483 500 0 GHz	-43.471 dBm																																										
3	N	1	f	2.480 000 0 GHz	-49.405 dBm																																										
4	N	1	f	2.483 912 5 GHz	-43.400 dBm																																										
<p>11N40SISO/LCH</p>	 <table border="1" data-bbox="598 1008 1157 1153"> <thead> <tr> <th>MKR</th> <th>MODE</th> <th>FREQ</th> <th>SCL</th> <th>X</th> <th>Y</th> <th>FUNCTION</th> <th>FUNCTION WIDTH</th> <th>FUNCTION VALUE</th> </tr> </thead> <tbody> <tr> <td>1</td> <td>N</td> <td>1</td> <td>f</td> <td>2.425 737 5 GHz</td> <td>-1.150 dBm</td> <td></td> <td></td> <td></td> </tr> <tr> <td>2</td> <td>N</td> <td>1</td> <td>f</td> <td>2.400 000 0 GHz</td> <td>-35.098 dBm</td> <td></td> <td></td> <td></td> </tr> <tr> <td>3</td> <td>N</td> <td>1</td> <td>f</td> <td>2.390 000 0 GHz</td> <td>-38.099 dBm</td> <td></td> <td></td> <td></td> </tr> <tr> <td>4</td> <td>N</td> <td>1</td> <td>f</td> <td>2.388 250 0 GHz</td> <td>-33.636 dBm</td> <td></td> <td></td> <td></td> </tr> </tbody> </table>	MKR	MODE	FREQ	SCL	X	Y	FUNCTION	FUNCTION WIDTH	FUNCTION VALUE	1	N	1	f	2.425 737 5 GHz	-1.150 dBm				2	N	1	f	2.400 000 0 GHz	-35.098 dBm				3	N	1	f	2.390 000 0 GHz	-38.099 dBm				4	N	1	f	2.388 250 0 GHz	-33.636 dBm				<p>Frequency</p> <p>Auto Tune</p> <p>Center Freq 2.400000000 GHz</p> <p>Start Freq 2.350000000 GHz</p> <p>Stop Freq 2.450000000 GHz</p> <p>CF Step 10.000000 MHz</p> <p>Freq Offset 0 Hz</p>
MKR	MODE	FREQ	SCL	X	Y	FUNCTION	FUNCTION WIDTH	FUNCTION VALUE																																							
1	N	1	f	2.425 737 5 GHz	-1.150 dBm																																										
2	N	1	f	2.400 000 0 GHz	-35.098 dBm																																										
3	N	1	f	2.390 000 0 GHz	-38.099 dBm																																										
4	N	1	f	2.388 250 0 GHz	-33.636 dBm																																										
<p>11N40SISO/HCH</p>	 <table border="1" data-bbox="598 1500 1157 1646"> <thead> <tr> <th>MKR</th> <th>MODE</th> <th>FREQ</th> <th>SCL</th> <th>X</th> <th>Y</th> <th>FUNCTION</th> <th>FUNCTION WIDTH</th> <th>FUNCTION VALUE</th> </tr> </thead> <tbody> <tr> <td>1</td> <td>N</td> <td>1</td> <td>f</td> <td>2.447 000 0 GHz</td> <td>-1.198 dBm</td> <td></td> <td></td> <td></td> </tr> <tr> <td>2</td> <td>N</td> <td>1</td> <td>f</td> <td>2.483 500 0 GHz</td> <td>-38.819 dBm</td> <td></td> <td></td> <td></td> </tr> <tr> <td>3</td> <td>N</td> <td>1</td> <td>f</td> <td>2.500 000 0 GHz</td> <td>-46.412 dBm</td> <td></td> <td></td> <td></td> </tr> <tr> <td>4</td> <td>N</td> <td>1</td> <td>f</td> <td>2.485 750 0 GHz</td> <td>-34.438 dBm</td> <td></td> <td></td> <td></td> </tr> </tbody> </table>	MKR	MODE	FREQ	SCL	X	Y	FUNCTION	FUNCTION WIDTH	FUNCTION VALUE	1	N	1	f	2.447 000 0 GHz	-1.198 dBm				2	N	1	f	2.483 500 0 GHz	-38.819 dBm				3	N	1	f	2.500 000 0 GHz	-46.412 dBm				4	N	1	f	2.485 750 0 GHz	-34.438 dBm				<p>Frequency</p> <p>Auto Tune</p> <p>Center Freq 2.483500000 GHz</p> <p>Start Freq 2.433500000 GHz</p> <p>Stop Freq 2.533500000 GHz</p> <p>CF Step 10.000000 MHz</p> <p>Freq Offset 0 Hz</p>
MKR	MODE	FREQ	SCL	X	Y	FUNCTION	FUNCTION WIDTH	FUNCTION VALUE																																							
1	N	1	f	2.447 000 0 GHz	-1.198 dBm																																										
2	N	1	f	2.483 500 0 GHz	-38.819 dBm																																										
3	N	1	f	2.500 000 0 GHz	-46.412 dBm																																										
4	N	1	f	2.485 750 0 GHz	-34.438 dBm																																										

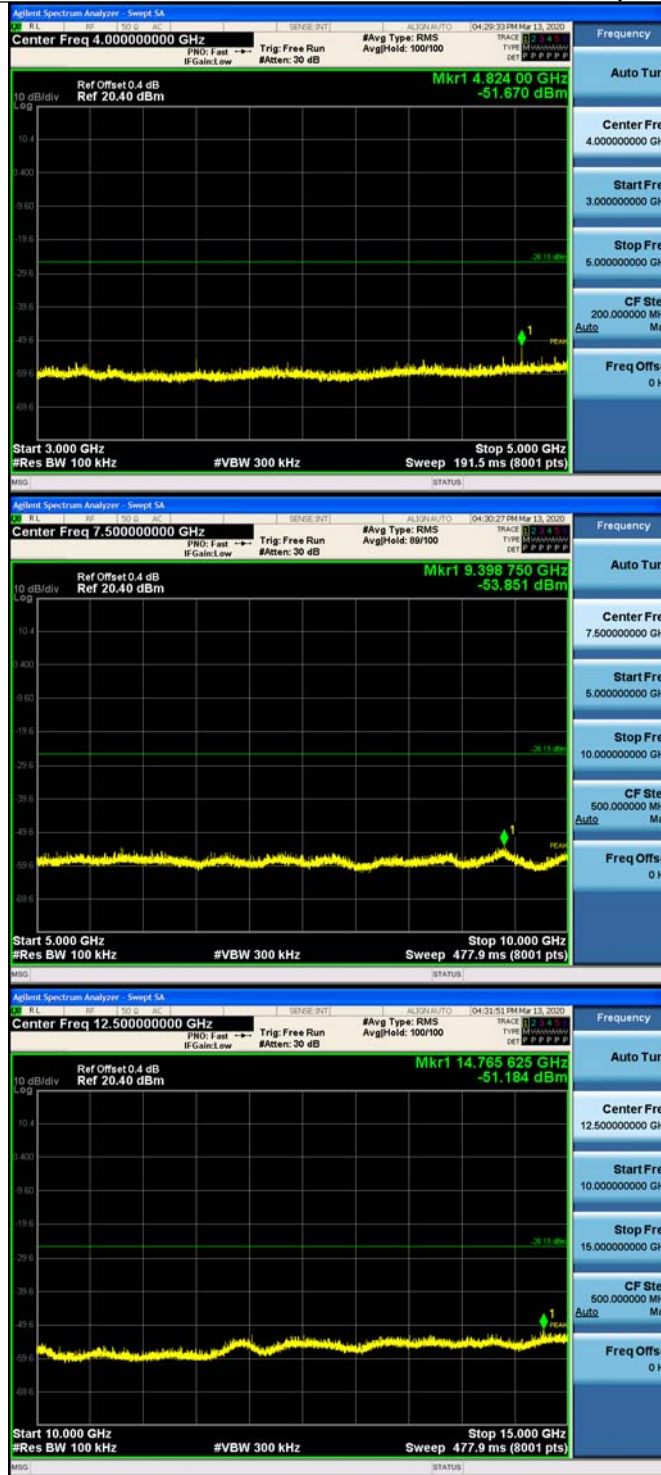
## RF Conducted Spurious Emissions

### Result Table

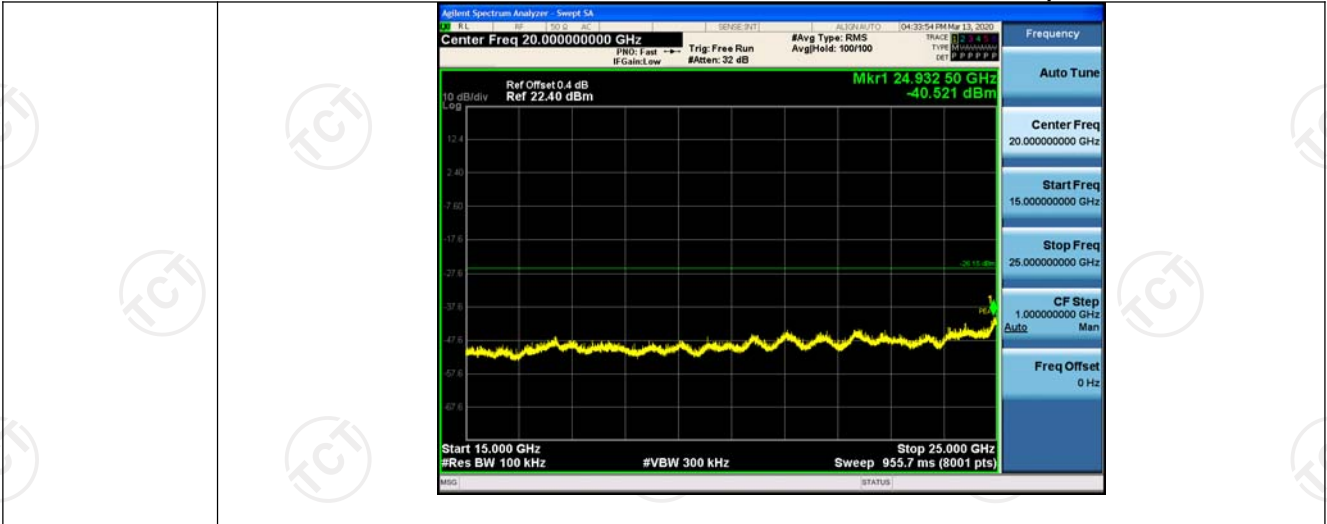
Mode	Channel	Pref [dBm]	Puw [dBm]	Verdict
11B	LCH	3.849	<Limit	PASS
11B	MCH	3.971	<Limit	PASS
11B	HCH	4.292	<Limit	PASS
11G	LCH	-0.310	<Limit	PASS
11G	MCH	-0.429	<Limit	PASS
11G	HCH	-0.466	<Limit	PASS
11N20SISO	LCH	-0.598	<Limit	PASS
11N20SISO	MCH	-0.568	<Limit	PASS
11N20SISO	HCH	0.087	<Limit	PASS
11N40SISO	LCH	-4.040	<Limit	PASS
11N40SISO	MCH	-4.073	<Limit	PASS
11N40SISO	HCH	-4.154	<Limit	PASS

### Test Graph

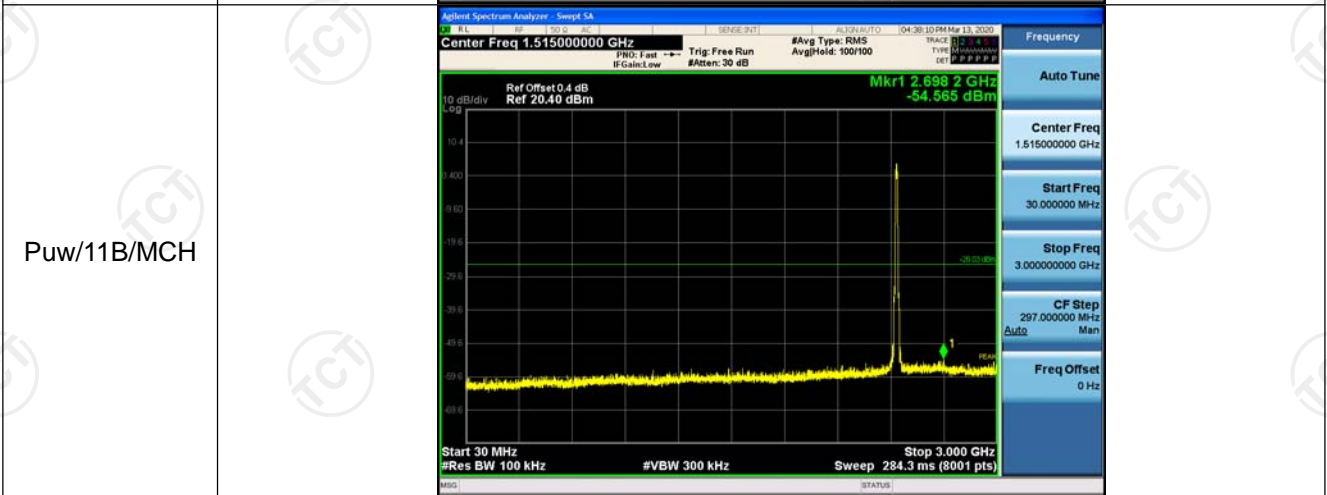
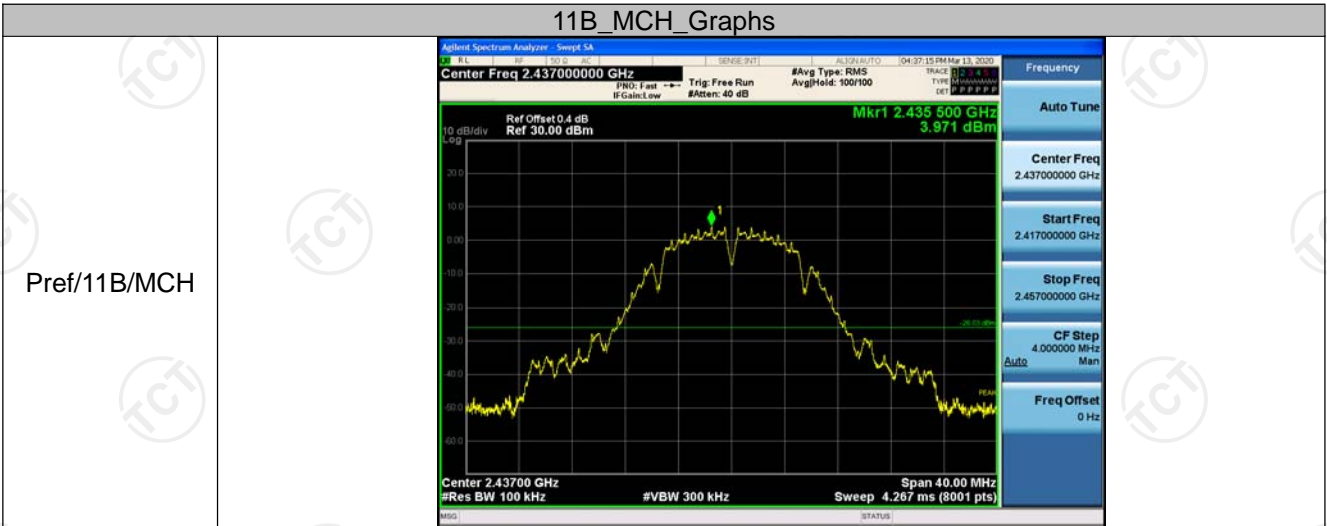


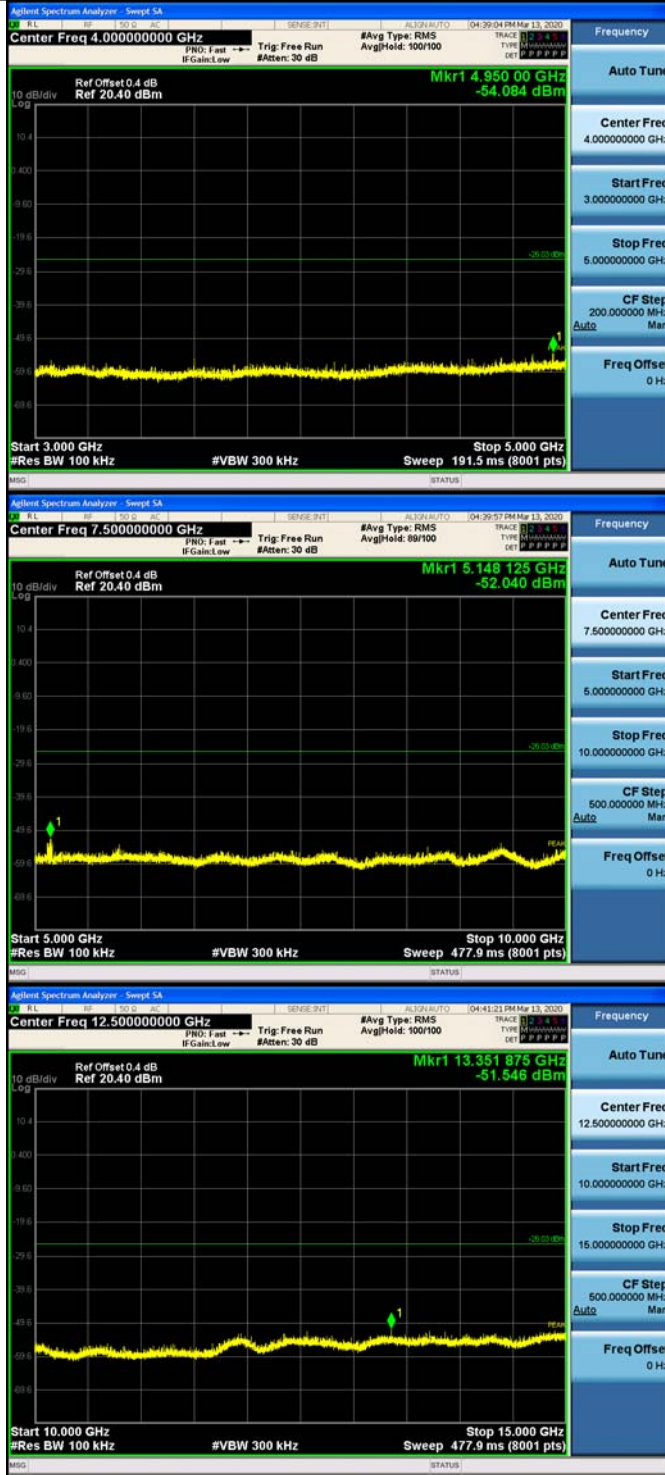


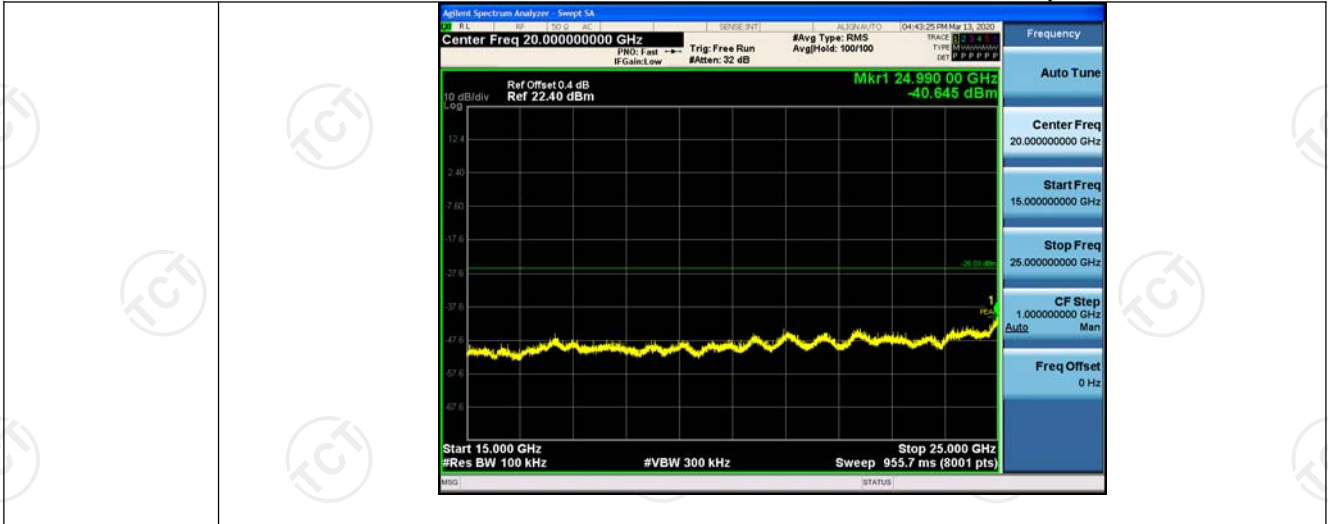




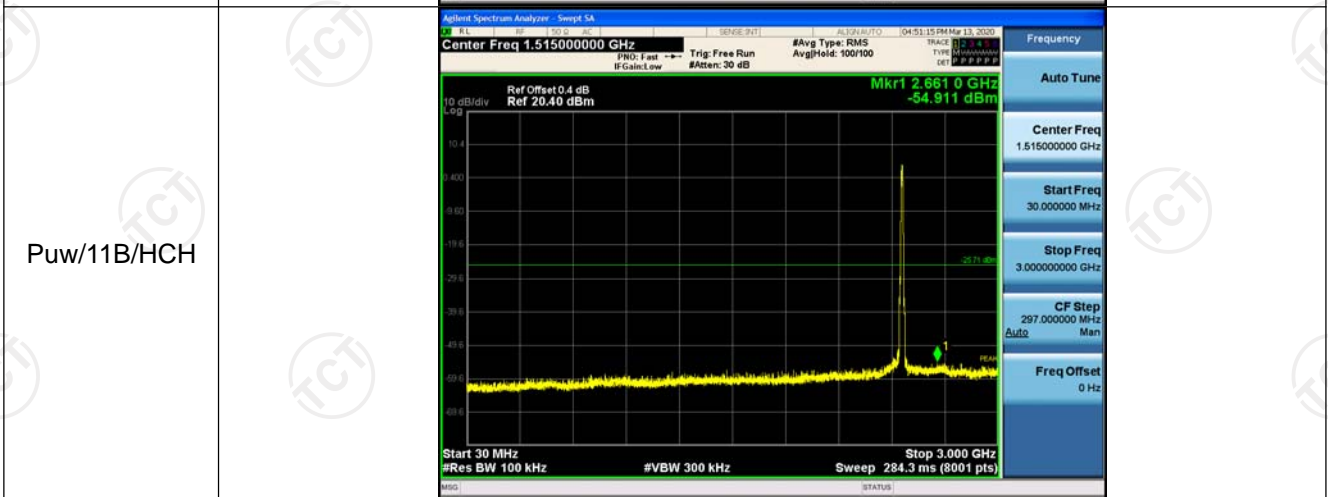
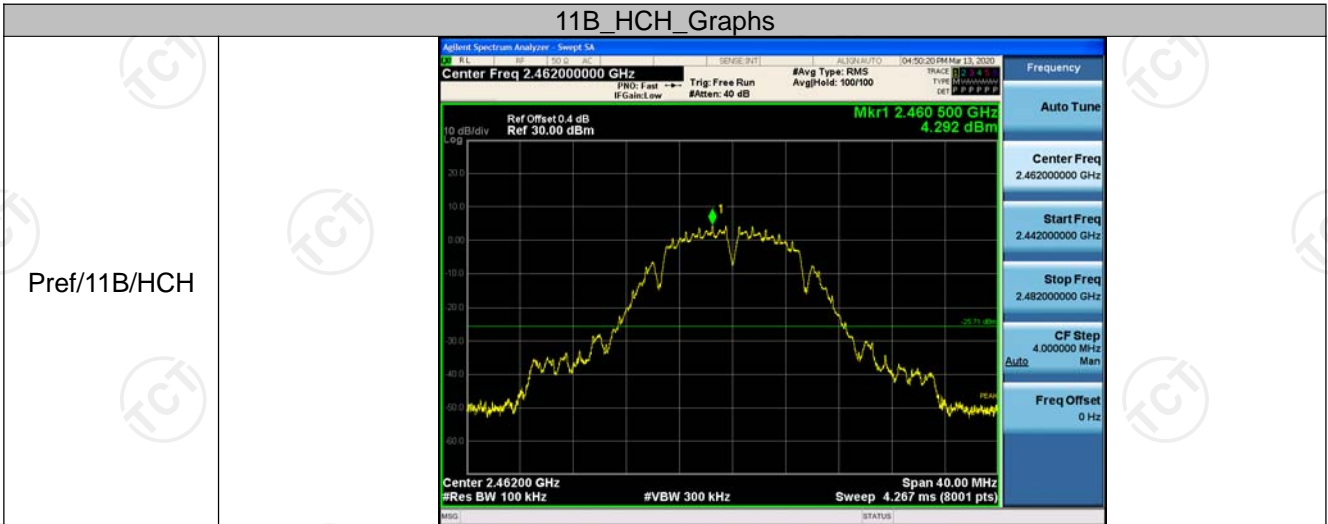
## 11B\_MCH\_Graphs

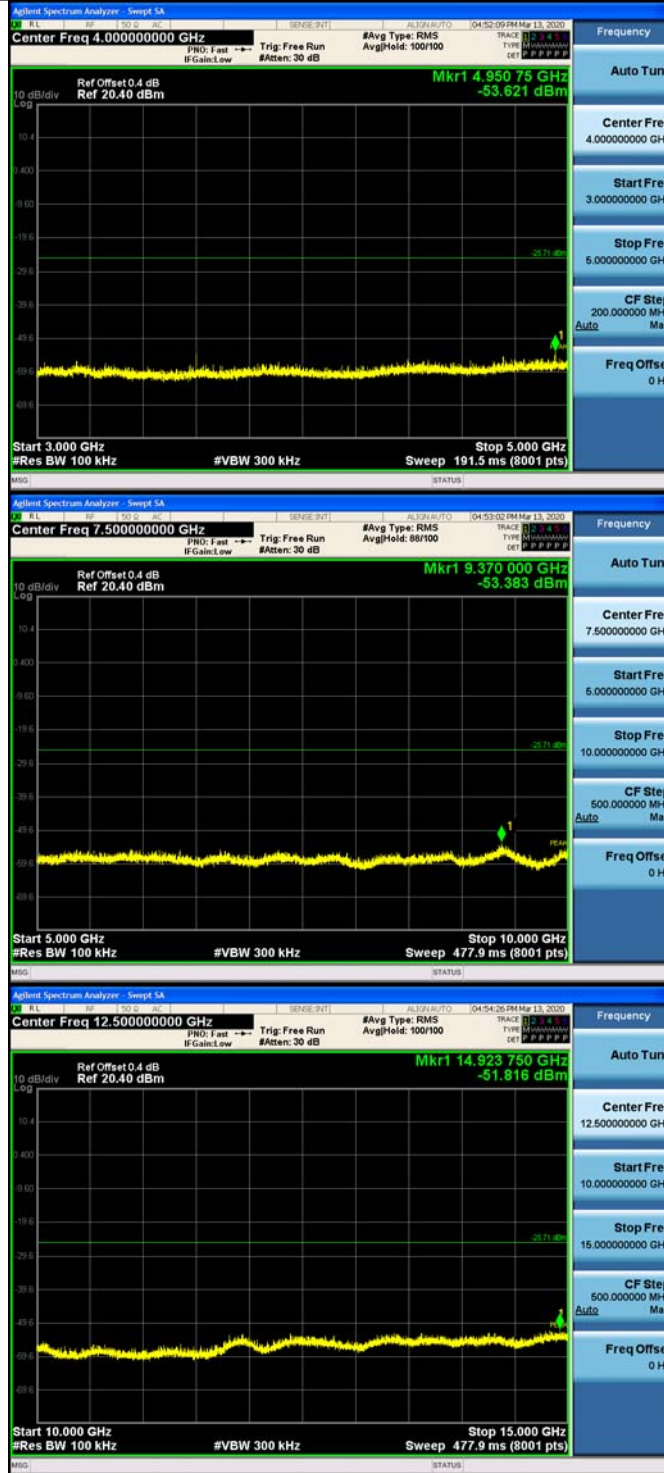


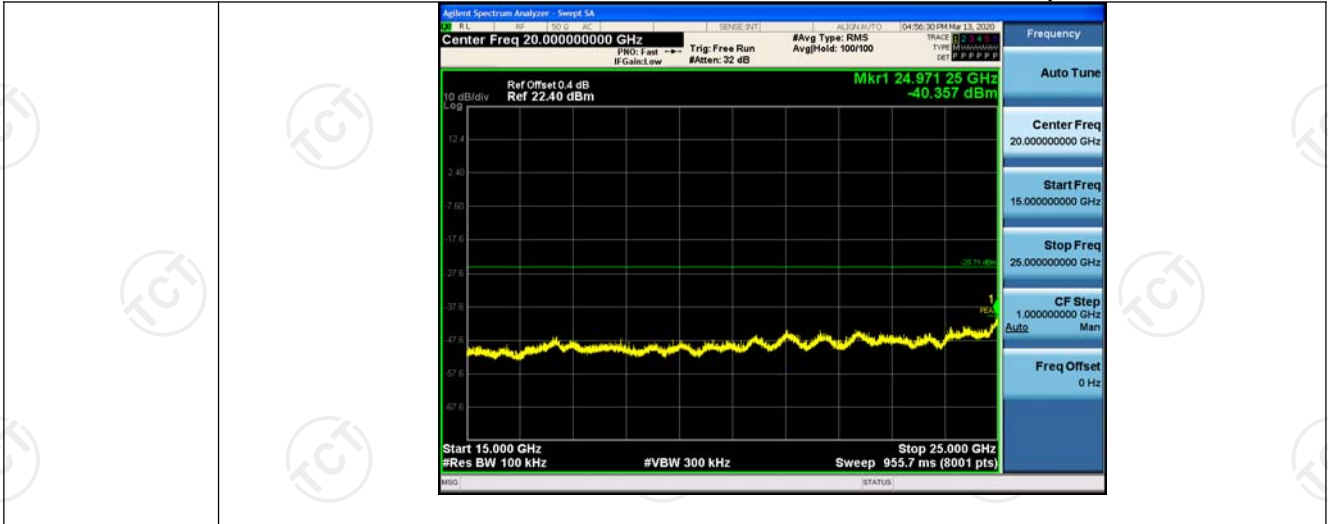




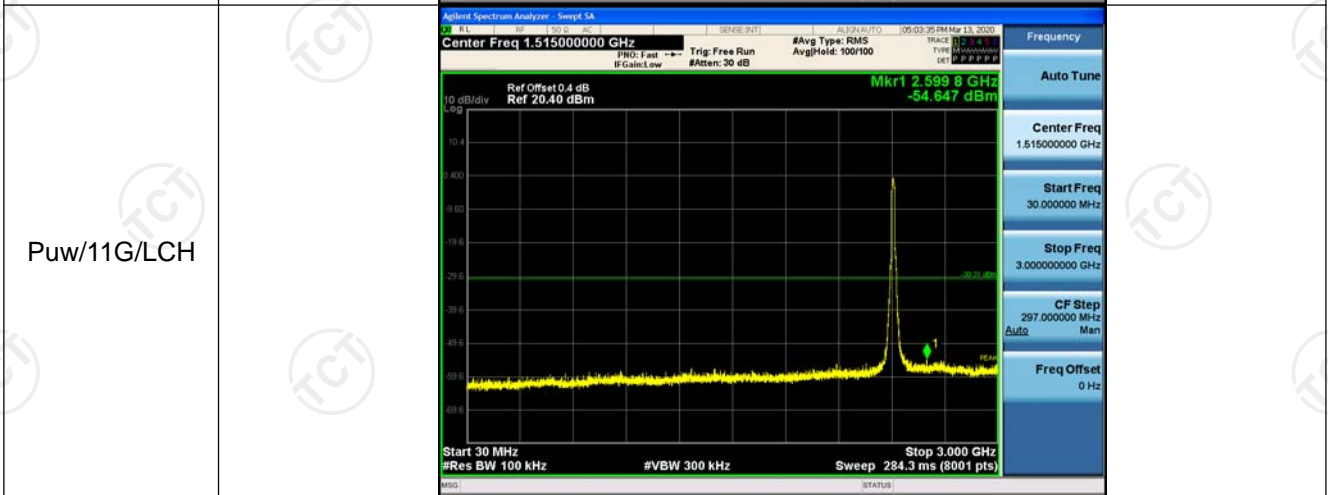
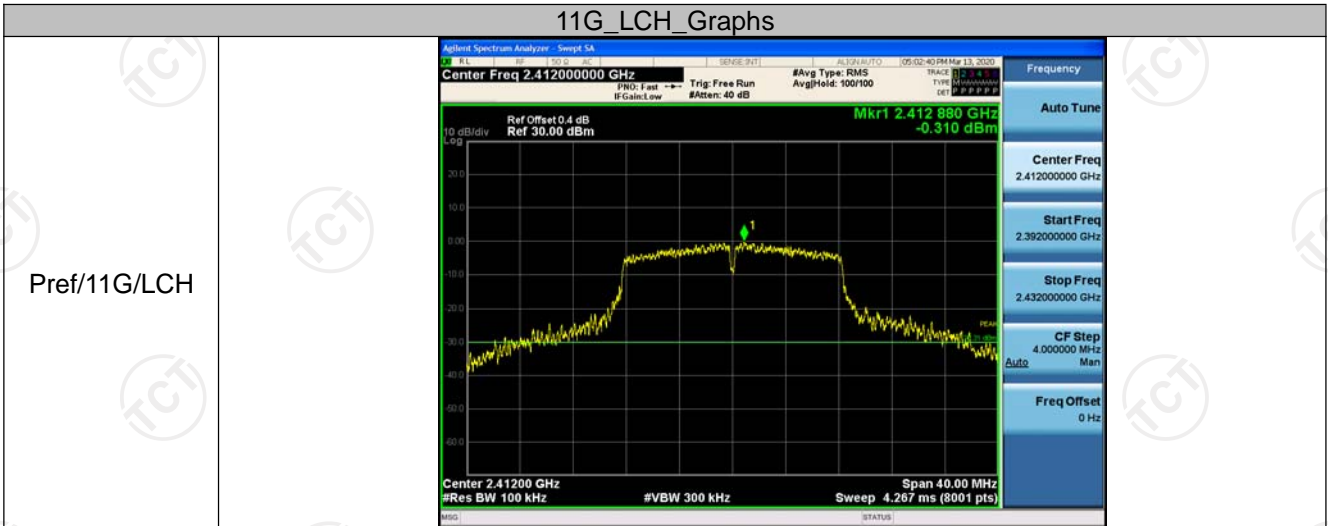
## 11B\_HCH\_Graphs

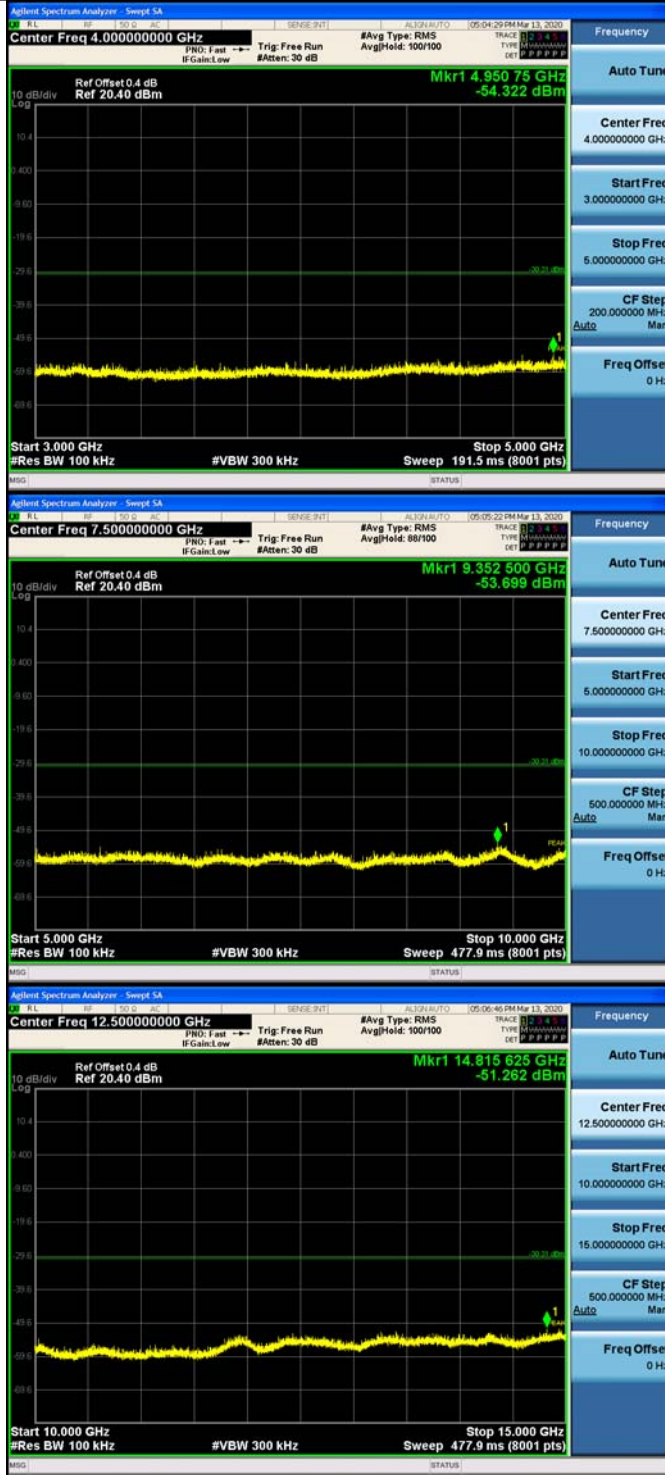


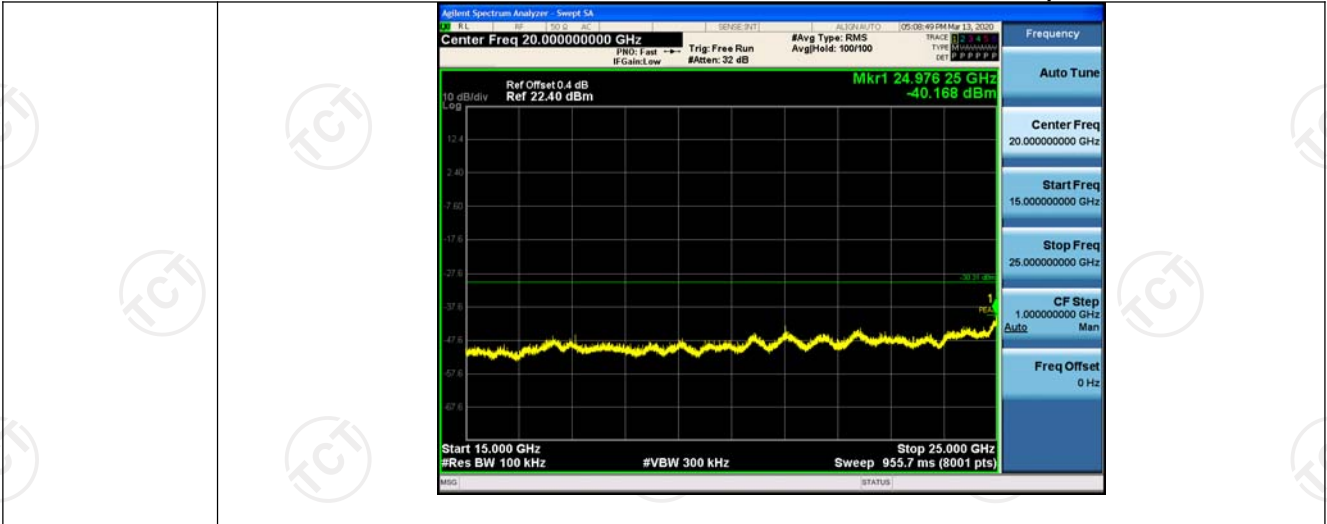




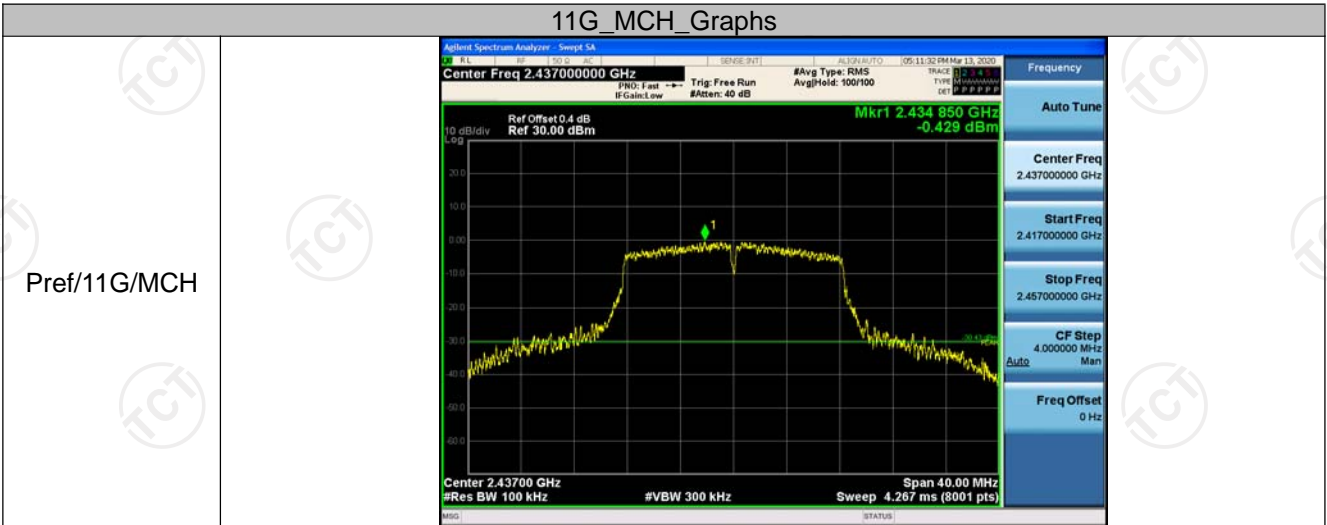
## 11G\_LCH\_Graphs



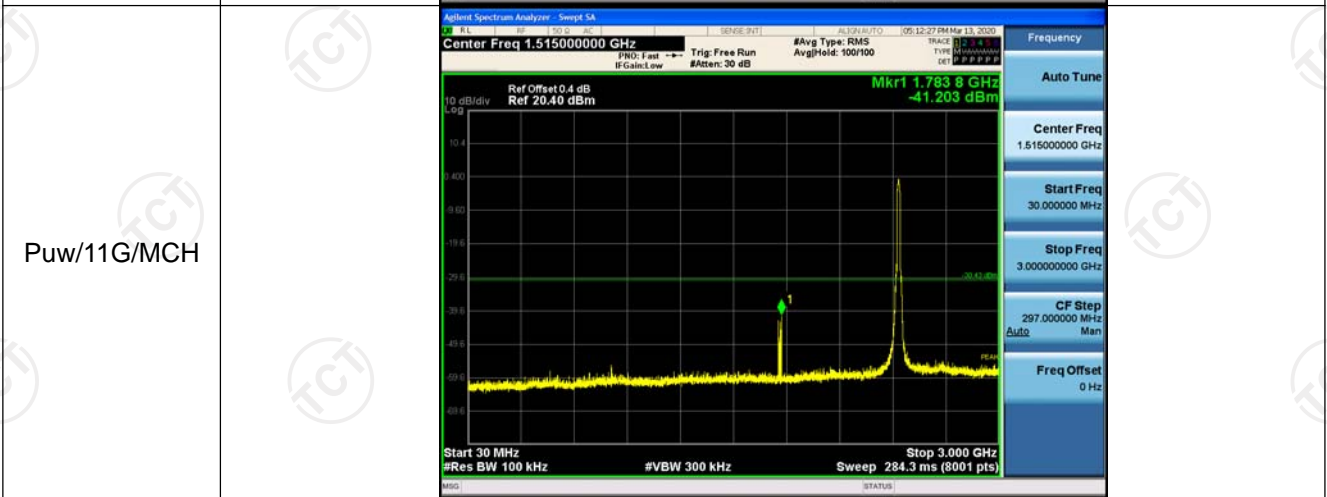




## 11G\_MCH\_Graphs



Pref/11G/MCH



Puw/11G/MCH