ART DEPARTMENT			
Job # / Filename 2017-02-07_SITOYRCMonsterSpinningCar_BlackBlueRed_BlackRed_v2		Product Line Sharper Image	Revision # 2
Designer Elena McMillin	Brand Manager Lisa Nagamoto	Finished Size 9.35" L x 7.36" D x 7.68" H / 23.75cm L x 18.7cm D x 19.5cm H	Today's Date 02-07-2017
File Format Adobe Illustrator CC (live)/CS2 (OL)	Fonts Helvetica, September, Eurostyle, Future Bugler, Trade Gothic, Univers	Color (Spot or 4C) 4 Color Process	# of Colors 4
Printing Process / Finishing Matte PP Coating		Comments	

MerchSource

All copyright, trademark and patent rights or any other intellectual property rights or material associated with the content provided herein, and the selection, coordination and arrangement of such content, are owned exclusively by MERCHSOURCE LLC., or any third-party licensors. The use or misuse of any copyrights, trademarks, patents or any other intellectual property or materials, except as permitted herein, is expressly prohibited. Any infringements shall be prosecuted to the fullest extent of the law, both foreign and domestic.

SHARPER IMAGE®

RC 360° RALLY CAR THUNDER TUMBLER®

BOX CONTAINS THE FOLLOWING FREQUENCY:

☐ 27 MHz
☐ 49 MHz

BATTERY OPERATED PLAY VEHICLE

AGES 6 AND UP

⚠ WARNING! CHOKING HAZARD - Small parts. Not suitable for children under 3 years.



AGES 6+



SHARPER IMAGE®

RC 360° RALLY CAR
THUNDER TUMBLER®

SHARPER IMAGE®

www.sharperimage.com

RC 360° RALLY CAR
THUNDER TUMBLER®

OPERATING INSTRUCTIONS

KEEP THIS PACKAGE FOR REFERENCE AS IT CONTAINS IMPORTANT INFORMATION.

Operation requires 4 "AA" 1.5V alkaline batteries (not included) for car and one 9V battery (not included) for remote control.

1. Carefully remove items from package.
2. Locate battery compartment on the back of car. Open the battery compartment.
3. Swivel latches on bottom of car to release battery pack and insert batteries.
4. Check to ensure that remote buttons fit. "ON" position.
5. For best results use this car on hard surfaces such as wood or tile.

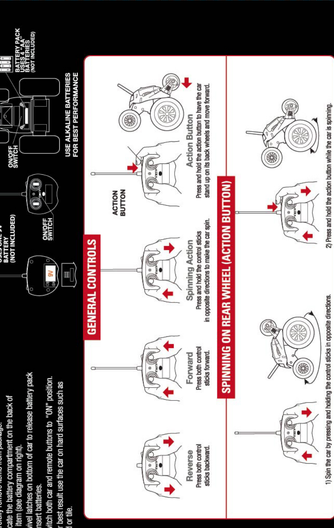

SAFETY PRECAUTIONS

- Do not operate during thunderstorms or rain.
- Avoid water, sand and snow while operating car.
- Do not operate in public areas or near people.
- Never operate your car on the street or highway.
- Never point your car at people or animals, and do not use your car to harass animals or children.
- Do not run over objects and people.
- Avoid flowers, fruit and loose clothing away from the tires, gears and motor while the car is in motion.
- Do not move car or transmitter near sources of heat or under direct sunlight for long periods of time.
- Do not store car or transmitter outside overnight. Dampness is harmful to electronic components.
- Adult supervision is recommended when operating this car.

BATTERY WARNING:

- Do not mix alkaline, standard (carbon-zinc), or rechargeable batteries.
- Do not mix old and new batteries. Replace all batteries of a set at the same time.
- Insert batteries as shown inside the battery compartment. Improper battery installation may damage the product. Follow battery manufacturer's safety and performance warnings.
- Remove batteries when not in use. Batteries in a device may leak if left in the device for long periods.
- Do not short circuit the battery terminals. Do not dispose of batteries in fire. Batteries may explode or leak.
- Do not recharge batteries. Do not attempt to recharge batteries that are not rechargeable. Only use batteries of the same or equivalent type as those recommended by the manufacturer.
- Dispose of batteries in accordance with local regulations.

KEEP THIS PACKAGE FOR REFERENCE AS IT CONTAINS IMPORTANT INFORMATION.

©2017 Sharper Image. Sharper Image® name and logo are registered trademarks. All rights reserved.

©2018 MerchSource, LLC. Thunder Tumbler and the 6th wheel design are both exclusively registered trademarks. All rights reserved.

Distributed by MerchSource, LLC, Irvine, CA 92618.

China Patent No. ZL201250020800.1

SHARPER IMAGE

Try RC Monster Spinning Car

1002392 (23440077)

6 464202 325883 9

Made in China

Colors and styles may vary.

CUSTOMER SERVICE

For questions, comments, or concerns regarding this product, contact our customer service department at 1-800-374-7474, Monday-Friday, 8:30 AM-5:00 PM PST.

Technical support, please visit www.sharperimage.com or call 1-800-374-7474, Monday-Friday, 8:30 AM-5:00 PM PST.

KEEP THIS PACKAGE FOR REFERENCE AS IT CONTAINS IMPORTANT INFORMATION.