

OVERVIEW

The nLight® AIR rPODB is a wireless, battery-powered wall switch including toggle and/or raise lower features with optional multi-pole control. It provides a user with local control of a lighting zone. A true wire-free switch, these single gang decorator style devices have soft-click buttons and a green LED indicator for each button. The rPODB wall switches communicate with other nLight AIR devices via radio frequency (RF). A battery-powered wall switch can work with any nLight AIR enabled fixture or power pack to provide toggle switch operation. Wall switches with the DX option have the added ability to adjust the level of any nLight AIR controlled dimmable light fixture.

FEATURES

- Powered with three off-the-shelf AAA Lithium size batteries and rated for 10 years of normal use, minimizing battery replacement. (Battery replacement with alkaline batteries does not guarantee a 10-year run time.)
- Communicates with nLight® AIR devices via radio frequency (RF) in the 900MHz spectrum
- Soft-click push-button control
- Custom button engraving at no charge (WH, IV, AL GY units only)
- 1 or 2 on/off
- 1 or 2 raise/lower
- Batteries included and preinstalled... Just unbox and mount
- Wireless multi location dimming

Warranty

Five-year limited warranty. Complete warranty terms located at: www.acuitybrands.com/CustomerResources/Terms_and_conditions.aspx

Note: Actual performance may differ as a result of end-user environment and application. Specifications subject to change without notice.



This item is an A+ capable component, which has been designed and tested to provide out-of-the-box luminaire compatibility with simple commissioning, when included as part of an A+ Certified™ Solution.

To learn more about A+, visit www.acuitybrands.com/aplus.

nLight, nLight AIR and the Acuity Controls and Acuity Brands logos are trademarks of Acuity Brands. Bluetooth is a trademark of Bluetooth SIG, Inc. used by Acuity Brands under license. Apple and the Apple logo are trademarks of Apple Inc. Android and Google Play are trademarks of Google, Inc. Other trademarks are property of their respective owners.



nLight®

nLight® AIR
rPODB:
Battery powered,
Wall Switch



nLight® AIR Platform



Note: nLight® AIR devices are only compatible with other nLight AIR enabled devices; and is not cross compatible with other nLight product lines at this time.

ORDERING INFORMATION

| Example: RPODB 2P DX WH G2 | | | | |
|----------------------------|------------------------------------|---|--|-------------------------------|
| Series | Poles & Scenes | Dimming Control | Color | Generation |
| RPODB | [blank] Single Pole 2P Two Pole | [blank] On/off Control DX On/off + Raise/Lower Control | WH White IV Ivory AL Light Almond GY Gray RD Red | G2 Generation 2 Compatibility |

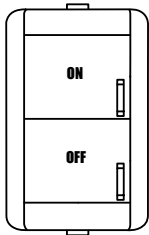
SPECIFICATIONS

| | |
|-----------------------|---|
| Dimensions | 2.74" H x 1.63" W x 1.68" D (6.96 cm x 4.27 cm x 4.14 cm) |
| Weight | 4.25 oz |
| Mounting | Single Gang Switch Box or Low Voltage Ring |
| Color | White, Ivory, Lt. Almond, Gray |
| Operating Temperature | -40C to 60C (Indoor Use Only) |
| Relative Humidity | Standard: 20 to 75% non-condensing |
| Radio Frequency | Dual Radio: 900Mhz & 2.4GHz |
| RF Transmit Power | 900Mhz: +20dBm; 2.4GHz: Variable |
| Wireless Standard | 900Mhz: IEEE 802.15.4-based 2.4GHz: Version 4.0+ of the Bluetooth specification |
| Wireless Range | 900Mhz: Up to 1000 ft. (~304m) in free space/ line of sight 600 ft to 800 ft through obstruction depending on building construction 2.4GHz: Up to 60 ft. (~18m) in free space/ line of sight |
| Security | Application Data Encryption: AES-128 bit Mutual Entity Authentication Message Confidentiality Message Authentication and Replay Prevention Limited Anonymity Complies with California Civil Code Title 1.81.26, Security of Connected Devices, approved under Senate Bill No. 327 (2018) |
| Regulatory Compliance | FCC, IC, RoHS |
| Battery Type | 3 AAA Lithium (included) |
| Battery Life | 10 years (with Lithium batteries) |
| Programming Tool | Clarity PRO Mobile App |

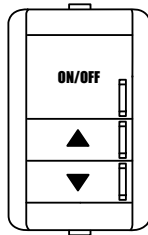
CUSTOM ENGRAVING

- Default button labeling is shown on below.
- Custom lettering for WH, IV, AL, and GY units can be specified and ordered at no charge at: <http://www.acuitybrands.com/-/media/Files/Acuity/Products/Controls/nLight/NGRAVE%20110%20pdf.pdf?la=>.
- To ensure color uniformity, ordering templates facilitate specifying all buttons on a unit as custom lettered. Replacing single buttons not recommended.
- Buttons may ship separately and require field installation

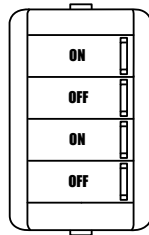
DEFAULT LABELING



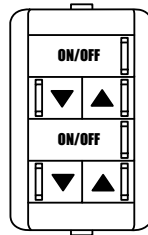
rPODB
On/Off Control



rPODB DX
On/Off +raise/
Lower Control



rPODB 2P
Two Pole On/Off
Controls



rPODB 2P DX
Two Pole On/Off
+ two raise/lower
controls

INSTALLATION OVERVIEW

Installation of the rPODB wall switch is simple, straight forward, and quick! A truly "wire-free" installation with preinstalled batteries and embeded nLight AIR radio. Follow the simple steps below to perform the mechanical installation of the rPODB Wall Switch.

Installation

1. Install the rPODB into a single gang box just like your typical wall switch
2. No wiring needed, and can be installed retainer first, or switch and retainer together
3. Check to make sure the rPODB is secure in retainer clip once installed
4. Screw down wall plate - DONE!

