

Suzhou Point Positive Electronic Technology Co.,ltd

SPECIFICATION FOR APPROVAL

Customer	Hansong (NanJing) Technology Ltd		
Customer P/N	45-2-000146	Rev.	A1
Description	ANTENNA		
DRAWING P/N	RC1WFI0886A1		

CUSTOMER APPROVED BY STAMP	Approval	Quality	RD	Sales
	Roy	Hellen	Tak	Frank

ADD : No 3 XinLang Road ,Yinghu industrial Park, Wangting Town

Xiangcheng district Suzhou City

TEL : 0512-66706846

FAX : 0512-65088773

MAIL;Sales@ppteco.com



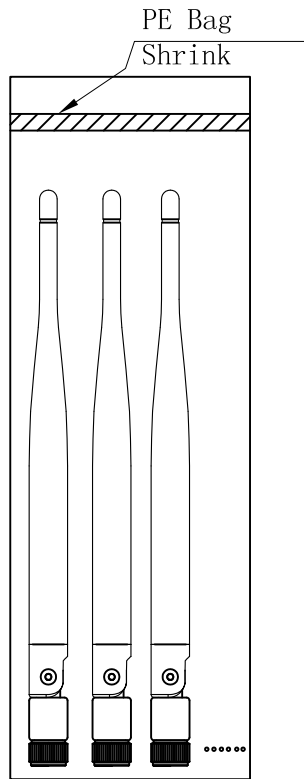
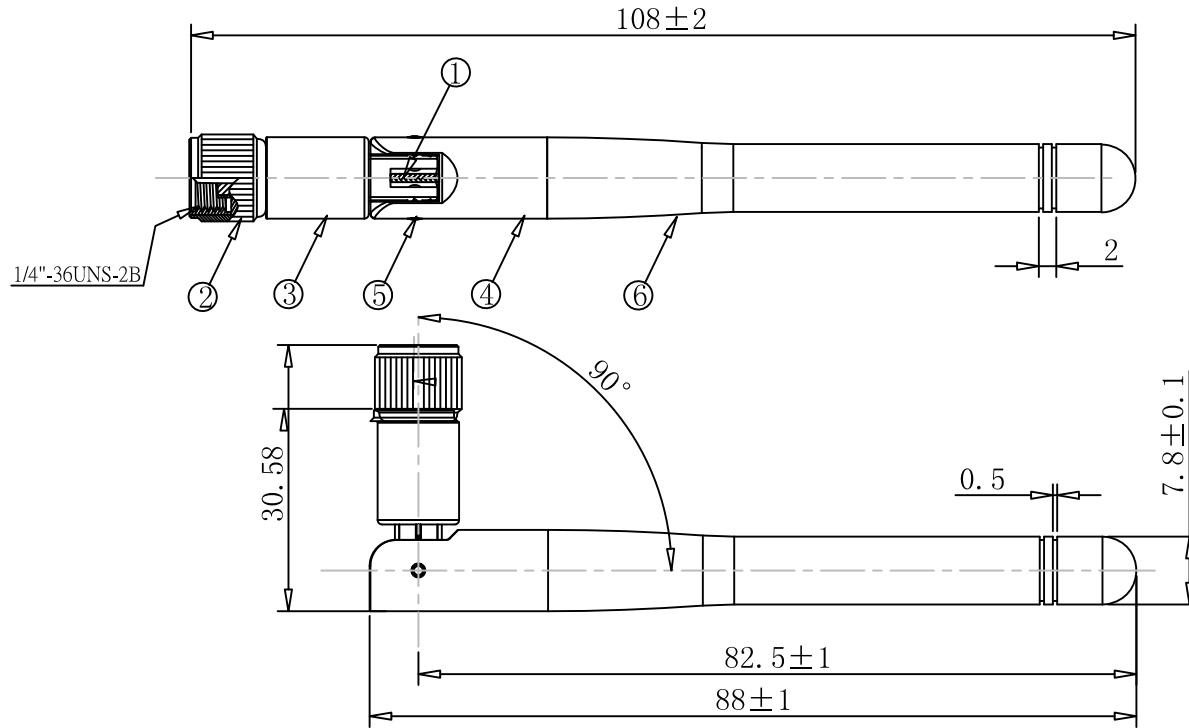
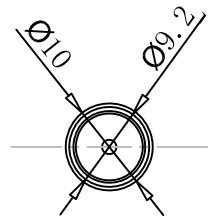
Table of Contents

1、 Antenna Drawing	-----	1
2、 Electrical Properties	-----	
Return Loss /VSWR		
Radiation Pattern		
3 ,Packing date	-----	
4. Material Data Sheet		
MHF Connector	-----	
Coaxial Cable	-----	
5. Material SGS.Rohs.MSDS	-----	

SPECIFICATION

1. Description	ANTENNA
2. Customer	Hansong (NanJing) Technology Ltd
3. Model No	RC1WFI0886A
4. Part No	45-2-000146
5. Standard	
6. Antenna Profile	see Drawing
7. Color	BK
8. Electrical Characteristics	
Operating Frequency	2.4-5.8Ghz
Antenna Type	Dual band antenna
Polarization Type	vertical or horizontal
Peak Gain	2.4G~2.0DBi/5G~2.5DBi Typica
Impedance	50Ω
V.S.W.R	2:1 Max.
9. Mechanical Characteristics	
Swivel	
Lead Length	L:108MM
Connector	RP-SMA
10. Raw Material	
Coaxial Cable	RG178
Housing/Hinge	TPE

REV	DATE	DESCRIPTION
A		New Issue



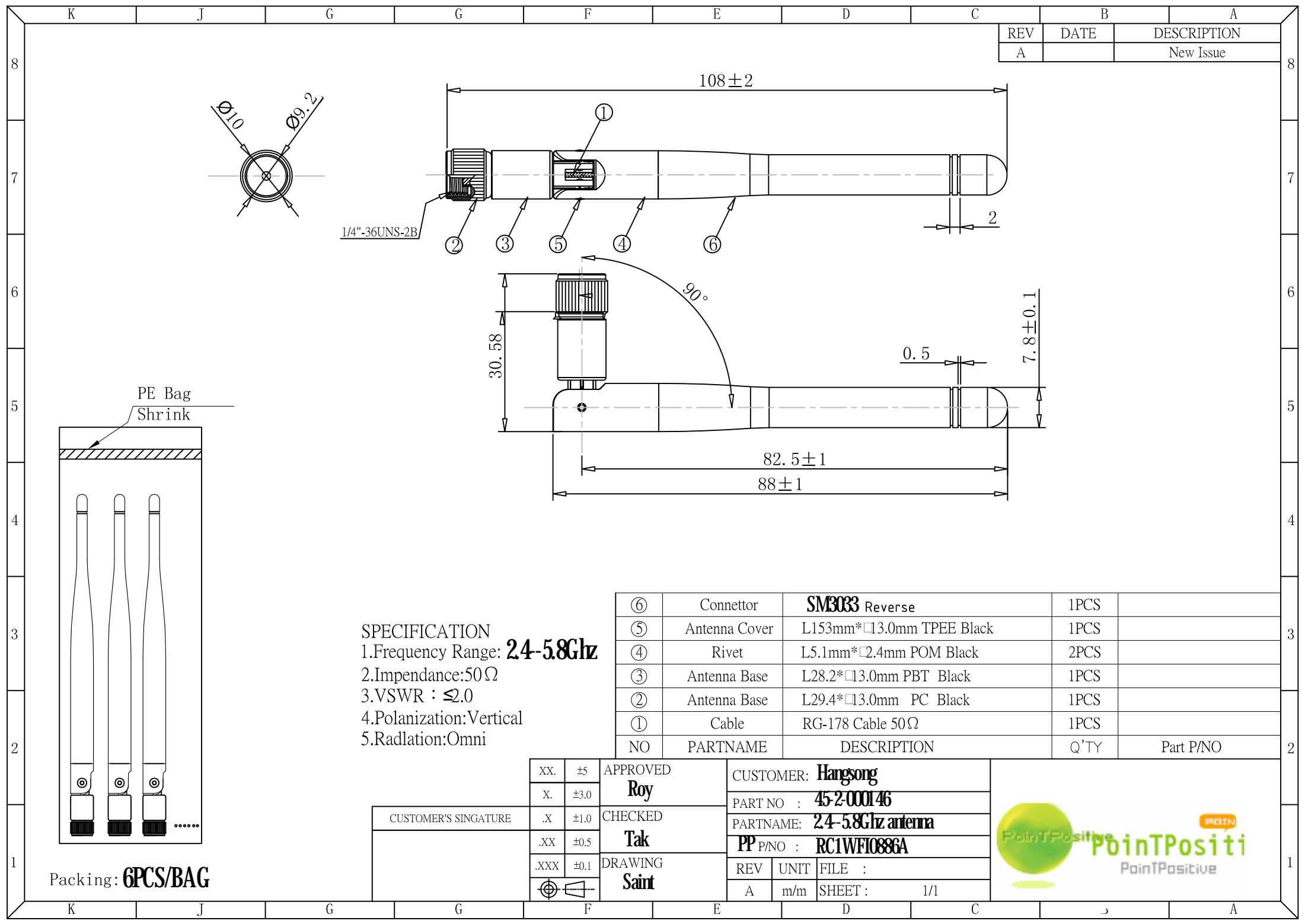
Packing: **6PCS/BAG**

SPECIFICATION
 1. Frequency Range: **24-5.8Ghz**
 2. Impedance: 50Ω
 3. VSWR : ≤2.0
 4. Polanization: Vertical
 5. Radlation: Omni

⑥	Connettor	SM3033 Reverse	1PCS	
⑤	Antenna Cover	L153mm*□3.0mm TPEE Black	1PCS	
④	Rivet	L5.1mm*□2.4mm POM Black	2PCS	
③	Antenna Base	L28.2*□3.0mm PBT Black	1PCS	
②	Antenna Base	L29.4*□3.0mm PC Black	1PCS	
①	Cable	RG-178 Cable 50Ω	1PCS	
NO	PARTNAME	DESCRIPTION	Q'TY	Part P/NO

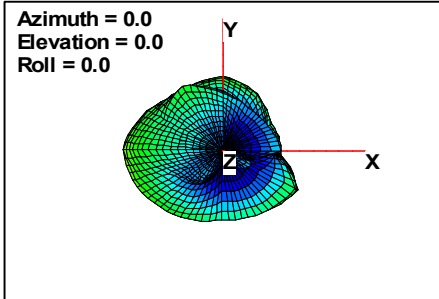
XX.	±5	APPROVED	
X.	±3.0	Roy	
CUSTOMER'S SINGATURE	.X	±1.0	CHECKED
	.XX	±0.5	Tak
	.XXX	±0.1	DRAWING
			Saint

CUSTOMER: Hangsong		
PART NO : 45-2-000146		
PARTNAME: 24-5.8Ghz antenna		
PP P/NO : RC1WF10886A		
REV	UNIT	FILE :
A	m/m	SHEET : 1/1

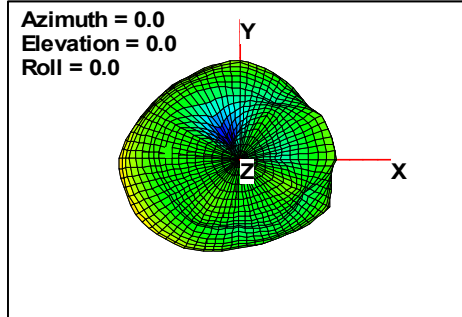


Total	Point Value	Ant. Port	In Tot.	Rad. P	Peak EIRP	Directivity (Efficiency (r	Efficiency (Gain (dBi)
	Frequency (MHz)						
	2400	0	-3.21025	2.55244	5.76269	-3.21025	47.7502 2.55244
	2450	0	-4.05822	2.6651	6.72331	-4.05822	39.2806 2.6651
	2500	0	-1.79753	3.7692	6.56674	-2.79753	78.9102 1.9701

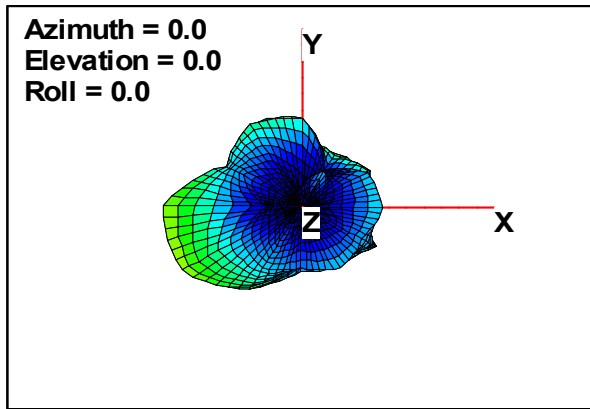
2.4G



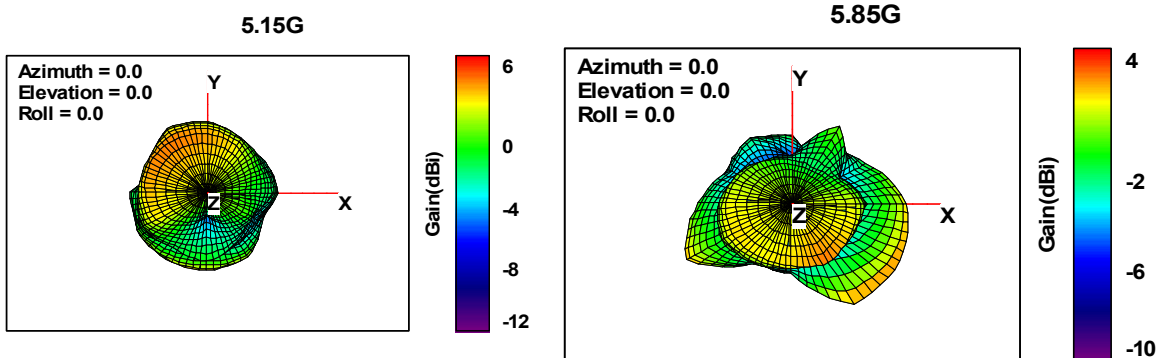
2.45G



2.5G



Total	Point Value	Ant. Port	In Tot. Rad.	Peak EIRI	Directivity (dBi)	Efficiency (d)	Efficiency (%)	Gain (dBi)
5150	0	-0.6197	4.73919	5.35887	-0.619684	86.7025	2.73919	
5850	0	-1.3441	3.24529	4.58942	-1.34413	73.3815	2.24529	



Test Result : & Peak Gain

Frequency Range(MHZ)	2400	2450	2500	5150	5850	
Gain (dBi)	2.55244	2.6651	1.9701	2.73919	2.24529	

无锡源达电工材料有限公司

WUXI YUANDA ELECTRICAL MATERIAL CO., LTD.

中国江苏省江阴市青阳镇南陈村 邮编 214401

Nachen, Qingyang Town, Jiangyin City 214400, Jiangsu, China

客户/ Customer: 苏州点正电子科技有限公司_____

客户料号/ Customer P/N: _ YD178_____

规格书

Specification

50 Ω (FEP) 绝缘射频电缆

50 Ω FEP Insulated Coaxial Cable

YD178 系列

YD178 SERIES

编制/ Signed by: cool lai

编制日期/ Date: 22th April 2009

无锡源达电工材料有限公司

WUXI YUANDA ELECTRICAL MATERIAL CO., LTD.

中国江苏省江阴市青阳镇南陈村 邮编 214401

Nachen, Qingyang Town, Jiangyin City 214400, Jiangsu, China

1. 适用范围:

Scope

本规格书制定了 50 Ω FEP 绝缘射频电缆 YD178 系列的结构和电气特性。

This specification covers the construction and the electrical properties of YD178 series of 50 Ω FEP Insulation Coaxial Cable.

2. 结构/Construction:

单位/Unit:mm

	项目/Item	详细资料/Details
导体/Conductor	材料/Material	镀银铜线/Silver-coated Copper Wire
	构成(根/mm) Composition (No. /mm)	7/0.102
	标称直径/Nom. O. D (mm)	0.306±0.03
绝缘层 /Insulation	材料/Material	/聚四氟乙烯/PTFE
	标称绝缘厚度/Nom. Thick (mm)	0.275
	标称外径/Nom. O. D (mm)	0.86±0.03
屏蔽层/Shield	材料/Material	镀银铜线/ Silver-coated annealed copper wire
	构成/Composition	0.10 单线编织/Single Braid of 0.10
护套/Jacket	材料/Material	聚全氟乙丙烯(*颜色)/FEP(*color)
	标称护套厚度/Nom. Thick (mm)	0.25
	标称外径/Nom. O. D (mm)	1.80±0.08
	颜色/Color	按与客户确认的颜色/According to corresponding have approved by the suppliers and customers

3. 电气特性(20℃时)/Electrical Properties(at 20℃)

项目/Item	单位/Unit	详细资料/Details	
导体电阻/Conductor Resistance	Ω/km	Max. 800	
绝缘电阻/Insulation Resistance	MΩ. km	Min. 500	
耐压强度/Dielectric Strength	V(AC)/min	1000	
静电容/Capacitance	pF/m	105 (1kHz)	
特性阻抗 /Characteristic Impedance	Ω	50±2.0	
衰减/Attenuation	dB/m	1GHz	1.70
		2GHz	2.42
		3GHz	3.08

无锡源达电工材料有限公司

WUXI YUANDA ELECTRICAL MATERIAL CO., LTD.

中国江苏省江阴市青阳镇南陈村 邮编 214401

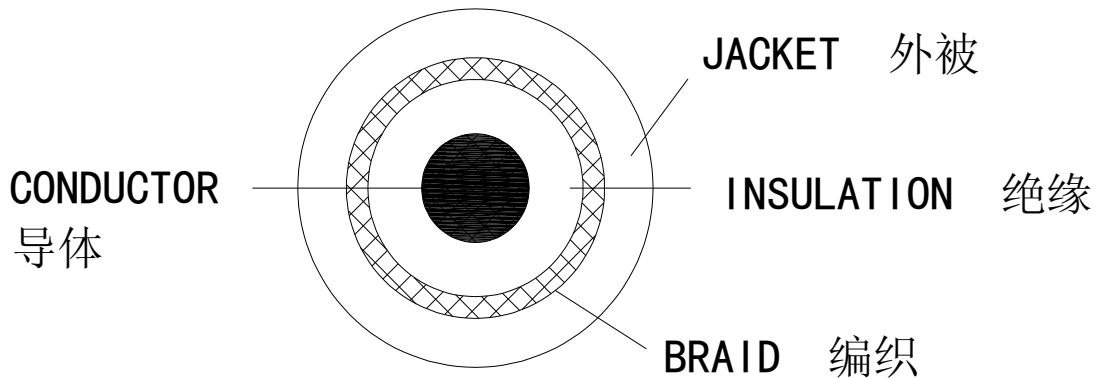
Nachen, Qingyang Town, Jiangyin City 214400, Jiangsu, China

		4GHz	3.63
		5GHz	4.15
		6GHz	4.80
耐温 Temperature range	°C	-55-150 (FEP), -55-200 (PTFE)	
驻波比/Standing wave (0-6GHz)	/	≤1.35	

4. 包装 Packing

标准单位包装长度为 400 米/盘, 每盘最多允许 3 个接头, 接头最短长度 20 米, 在搬运过程中不能损坏包装.

Standard unit length of finished cable shall be 400m on reel, frequency of joint max. 3/reel, the mini length is 20m. The finished cable shall be packed not be damaged during transportation



本产品有时不适合车载用途的情况也有,所以使用前请先和本公司业务部门进行商谈.

This product is not suitable for automobile application in some cases. Please contact with our sales department before you use this product.

规格书完
End of specification