

Test Setup Photographs for the Kontakt Beacon

1. Radiated Emissions
 - 1.1 Configuration 1: X Plane



Photo 1





Photo 2



1.

Photo 3

1.2 Radiated Emissions
Configuration 2: Y Plane




Photo 1





Photo 2



1.

Photo 3

1.3 Radiated Emissions

Configuration 3: Z Plane




Photo 1




Photo 2




Photo 3