

Test Setup Photographs for the Kontakt Smart Beacon 2

1. Radiated Emissions

1.1. Configuration 1: Radiated emission measurements < 1 GHz




Photo 1

Radiated Emissions (continued)




Photo 2

Radiated Emissions (continued)

1.2. Configuration 2: Radiated emission measurements > 1 GHz




Photo 1




Photo 2

2. Conducted Tests

2.1. Configuration 1: Conducted output power




Photo 1