

Test Plot 1#: GSM 850_Head Left Cheek_Middle**DUT: 3G Smart feature Phone; Type: OWN F1313; Serial: 18011005021**

Communication System: Generic GSM; Frequency: 836.6 MHz; Duty Cycle: 1:8
Medium parameters used: $f = 836.6$ MHz; $\sigma = 0.898$ S/m; $\epsilon_r = 42.243$; $\rho = 1000$ kg/m³ ;
Phantom section: Left Section

DASY5 Configuration:

- Probe: EX3DV4 - SN7441; ConvF(9.98, 9.98, 9.98); Calibrated: 2017/11/2;
- Sensor-Surface: 1.4mm (Mechanical Surface Detection)
- Electronics: DAE4 Sn1459; Calibrated: 2017/9/15
- Phantom: SAM (30deg probe tilt) with CRP v5.0_20150321; Type: QD000P40CD; Serial: TP:1874
- Measurement SW: DASY52, Version 52.8 (8);

Area Scan (51x101x1): Interpolated grid: dx=1.500 mm, dy=1.500 mm

Maximum value of SAR (interpolated) = 0.701 W/kg

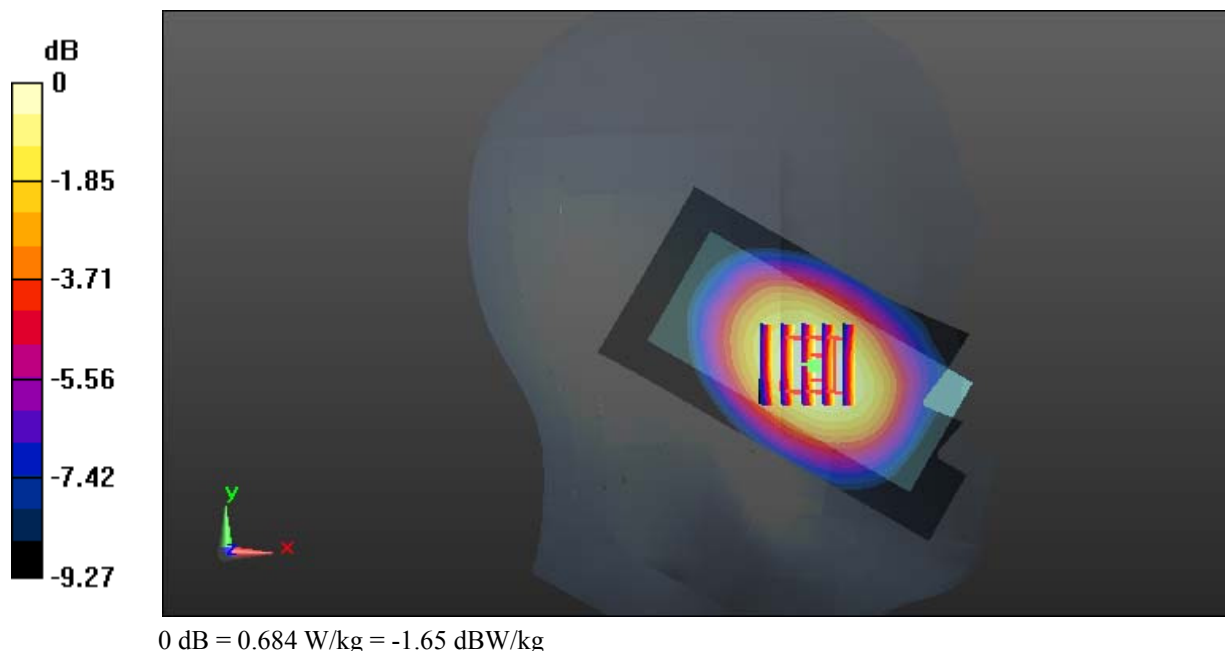
Zoom Scan (5x5x7)/Cube 0: Measurement grid: dx=8mm, dy=8mm, dz=5mm

Reference Value = 9.400 V/m; Power Drift = -0.08 dB

Peak SAR (extrapolated) = 0.743 W/kg

SAR(1 g) = 0.563 W/kg; SAR(10 g) = 0.411 W/kg

Maximum value of SAR (measured) = 0.684 W/kg



Test Plot 2#: GSM 850_Head Left Tilt_Middle**DUT: 3G Smart feature Phone; Type: OWN F1313; Serial: 18011005021**

Communication System: Generic GSM; Frequency: 836.6 MHz; Duty Cycle: 1:8
Medium parameters used: $f = 836.6$ MHz; $\sigma = 0.898$ S/m; $\epsilon_r = 42.243$; $\rho = 1000$ kg/m³ ;
Phantom section: Left Section

DASY5 Configuration:

- Probe: EX3DV4 - SN7441; ConvF(9.98, 9.98, 9.98); Calibrated: 2017/11/2;
- Sensor-Surface: 1.4mm (Mechanical Surface Detection)
- Electronics: DAE4 Sn1459; Calibrated: 2017/9/15
- Phantom: SAM (30deg probe tilt) with CRP v5.0_20150321; Type: QD000P40CD; Serial: TP:1874
- Measurement SW: DASY52, Version 52.8 (8);

Area Scan (51x101x1): Interpolated grid: dx=1.500 mm, dy=1.500 mm

Maximum value of SAR (interpolated) = 0.334 W/kg


Zoom Scan (5x5x7)/Cube 0: Measurement grid: dx=8mm, dy=8mm, dz=5mm

Reference Value = 10.57 V/m; Power Drift = -0.11 dB

Peak SAR (extrapolated) = 0.365 W/kg

SAR(1 g) = 0.276 W/kg; SAR(10 g) = 0.203 W/kg

Maximum value of SAR (measured) = 0.334 W/kg



Test Plot 3#: GSM 850_Head Right Cheek_Middle**DUT: 3G Smart feature Phone; Type: OWN F1313; Serial: 18011005021**

Communication System: Generic GSM; Frequency: 836.6 MHz; Duty Cycle: 1:8
Medium parameters used: $f = 836.6$ MHz; $\sigma = 0.898$ S/m; $\epsilon_r = 42.243$; $\rho = 1000$ kg/m³ ;
Phantom section: Right Section

DASY5 Configuration:

- Probe: EX3DV4 - SN7441; ConvF(9.98, 9.98, 9.98); Calibrated: 2017/11/2;
- Sensor-Surface: 1.4mm (Mechanical Surface Detection)
- Electronics: DAE4 Sn1459; Calibrated: 2017/9/15
- Phantom: SAM (30deg probe tilt) with CRP v5.0_20150321; Type: QD000P40CD; Serial: TP:1874
- Measurement SW: DASY52, Version 52.8 (8);

Area Scan (51x101x1): Interpolated grid: dx=1.500 mm, dy=1.500 mm

Maximum value of SAR (interpolated) = 0.827 W/kg

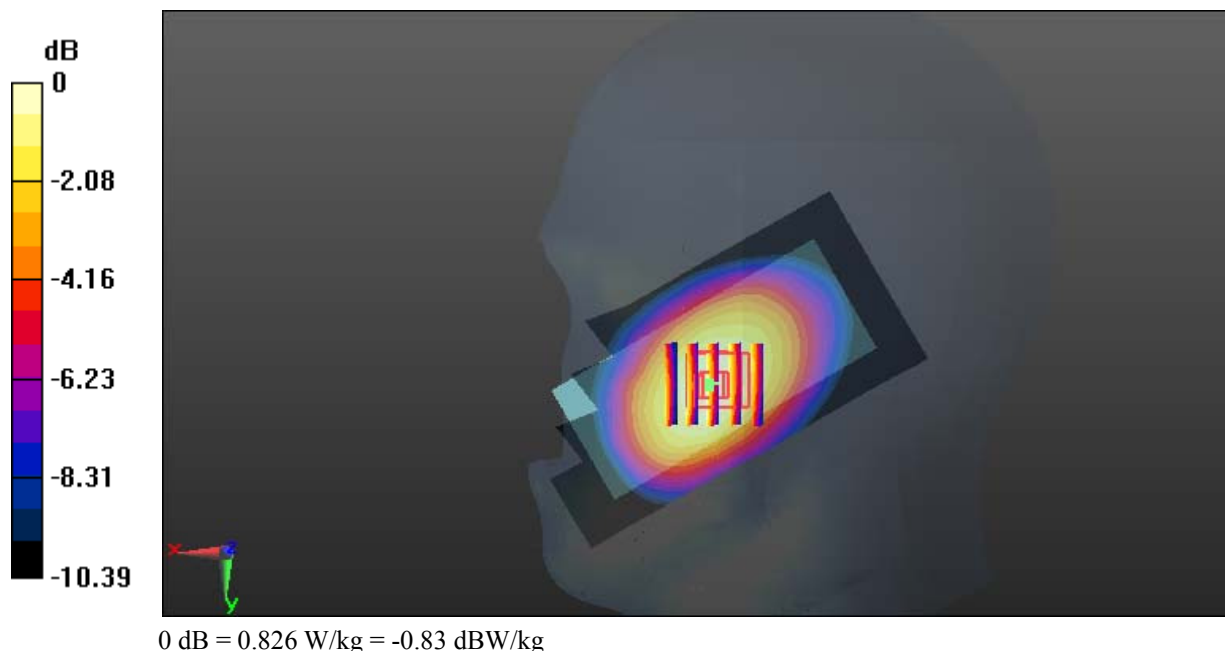
Zoom Scan (5x5x7)/Cube 0: Measurement grid: dx=8mm, dy=8mm, dz=5mm

Reference Value = 11.06 V/m; Power Drift = 0.00 dB

Peak SAR (extrapolated) = 0.909 W/kg

SAR(1 g) = 0.670 W/kg; SAR(10 g) = 0.482 W/kg

Maximum value of SAR (measured) = 0.826 W/kg



Test Plot 4#: GSM 850_Head Right Tilt_Middle**DUT: 3G Smart feature Phone; Type: OWN F1313; Serial: 18011005021**

Communication System: Generic GSM; Frequency: 836.6 MHz; Duty Cycle: 1:8
Medium parameters used: $f = 836.6$ MHz; $\sigma = 0.898$ S/m; $\epsilon_r = 42.243$; $\rho = 1000$ kg/m³ ;
Phantom section: Right Section

DASY5 Configuration:

- Probe: EX3DV4 - SN7441; ConvF(9.98, 9.98, 9.98); Calibrated: 2017/11/2;
- Sensor-Surface: 1.4mm (Mechanical Surface Detection)
- Electronics: DAE4 Sn1459; Calibrated: 2017/9/15
- Phantom: SAM (30deg probe tilt) with CRP v5.0_20150321; Type: QD000P40CD; Serial: TP:1874
- Measurement SW: DASY52, Version 52.8 (8);

Area Scan (51x101x1): Interpolated grid: dx=1.500 mm, dy=1.500 mm

Maximum value of SAR (interpolated) = 0.494 W/kg

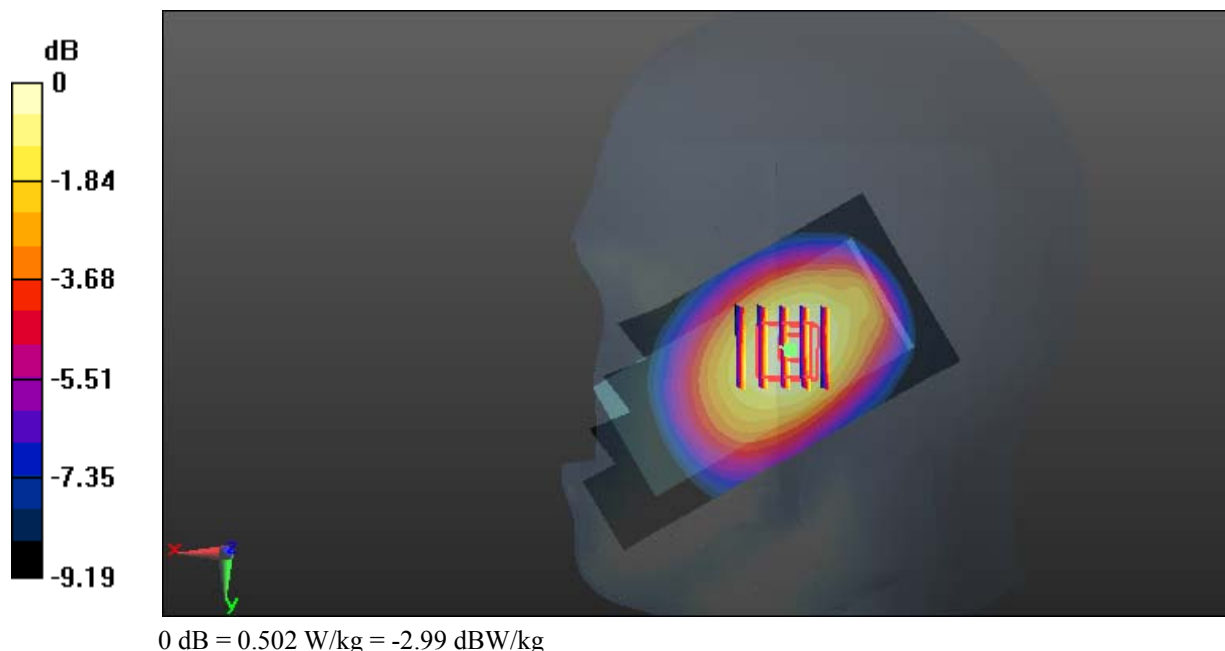
Zoom Scan (5x5x7)/Cube 0: Measurement grid: dx=8mm, dy=8mm, dz=5mm

Reference Value = 15.36 V/m; Power Drift = -0.06 dB

Peak SAR (extrapolated) = 0.551 W/kg

SAR(1 g) = 0.409 W/kg; SAR(10 g) = 0.298 W/kg

Maximum value of SAR (measured) = 0.502 W/kg



Test Plot 5#: GSM 850_Body Worn Back_Middle**DUT: 3G Smart feature Phone; Type: OWN F1313; Serial: 18011005021**

Communication System: Generic GSM; Frequency: 836.6 MHz; Duty Cycle: 1:8
Medium parameters used: $f = 836.6$ MHz; $\sigma = 0.983$ S/m; $\epsilon_r = 55.302$; $\rho = 1000$ kg/m³ ;
Phantom section: Flat Section

DASY5 Configuration:

- Probe: EX3DV4 - SN7441; ConvF(9.95, 9.95, 9.95); Calibrated: 2017/11/2;
- Sensor-Surface: 1.4mm (Mechanical Surface Detection)
- Electronics: DAE4 Sn1459; Calibrated: 2017/9/15
- Phantom: SAM (30deg probe tilt) with CRP v5.0_20150321; Type: QD000P40CD; Serial: TP:1874
- Measurement SW: DASY52, Version 52.8 (8);

Area Scan (51x101x1): Interpolated grid: dx=1.500 mm, dy=1.500 mm

Maximum value of SAR (interpolated) = 0.695 W/kg

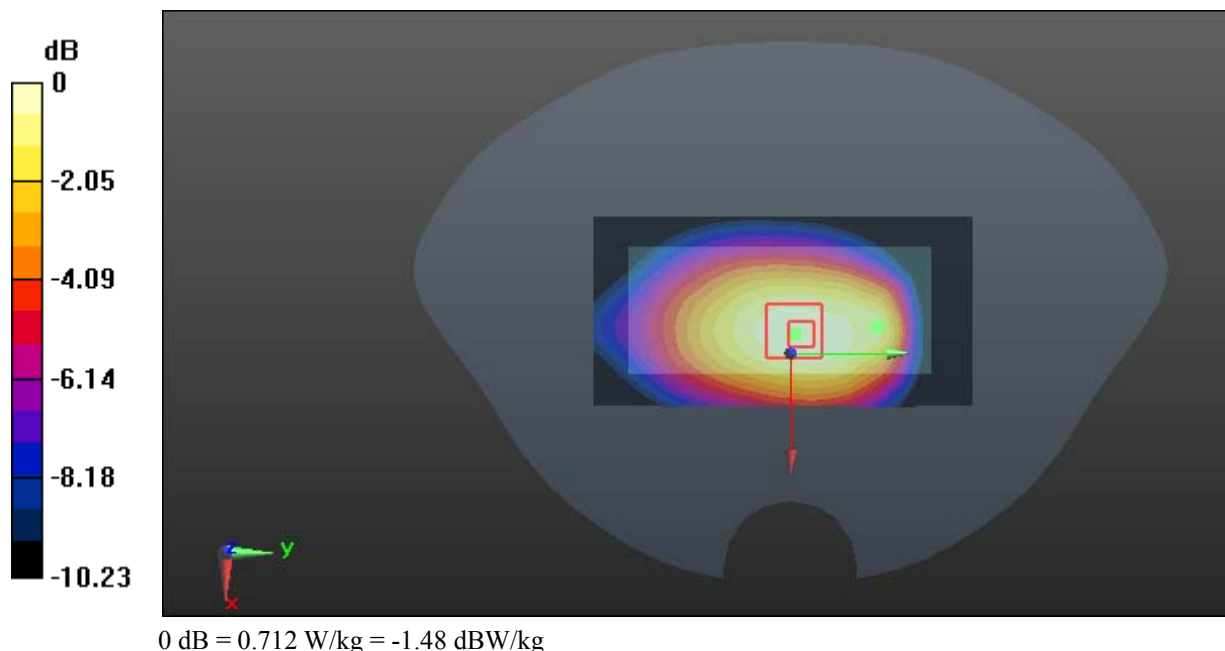
Zoom Scan (6x5x7)/Cube 0: Measurement grid: dx=8mm, dy=8mm, dz=5mm

Reference Value = 23.55 V/m; Power Drift = -0.20 dB

Peak SAR (extrapolated) = 0.797 W/kg

SAR(1 g) = 0.560 W/kg; SAR(10 g) = 0.397 W/kg

Maximum value of SAR (measured) = 0.712 W/kg



Test Plot 6#: GSM 850_Body Back_Low**DUT: 3G Smart feature Phone; Type: OWN F1313; Serial: 18011005021**

Communication System: Generic GPRS-4 slots; Frequency: 824.2 MHz; Duty Cycle: 1:2
Medium parameters used: $f = 824.2$ MHz; $\sigma = 0.973$ S/m; $\epsilon_r = 55.869$; $\rho = 1000$ kg/m³ ;
Phantom section: Flat Section

DASY5 Configuration:

- Probe: EX3DV4 - SN7441; ConvF(9.95, 9.95, 9.95); Calibrated: 2017/11/2;
- Sensor-Surface: 1.4mm (Mechanical Surface Detection)
- Electronics: DAE4 Sn1459; Calibrated: 2017/9/15
- Phantom: SAM (30deg probe tilt) with CRP v5.0_20150321; Type: QD000P40CD; Serial: TP:1874
- Measurement SW: DASY52, Version 52.8 (8);

Area Scan (51x101x1): Interpolated grid: dx=1.500 mm, dy=1.500 mm

Maximum value of SAR (interpolated) = 1.24 W/kg

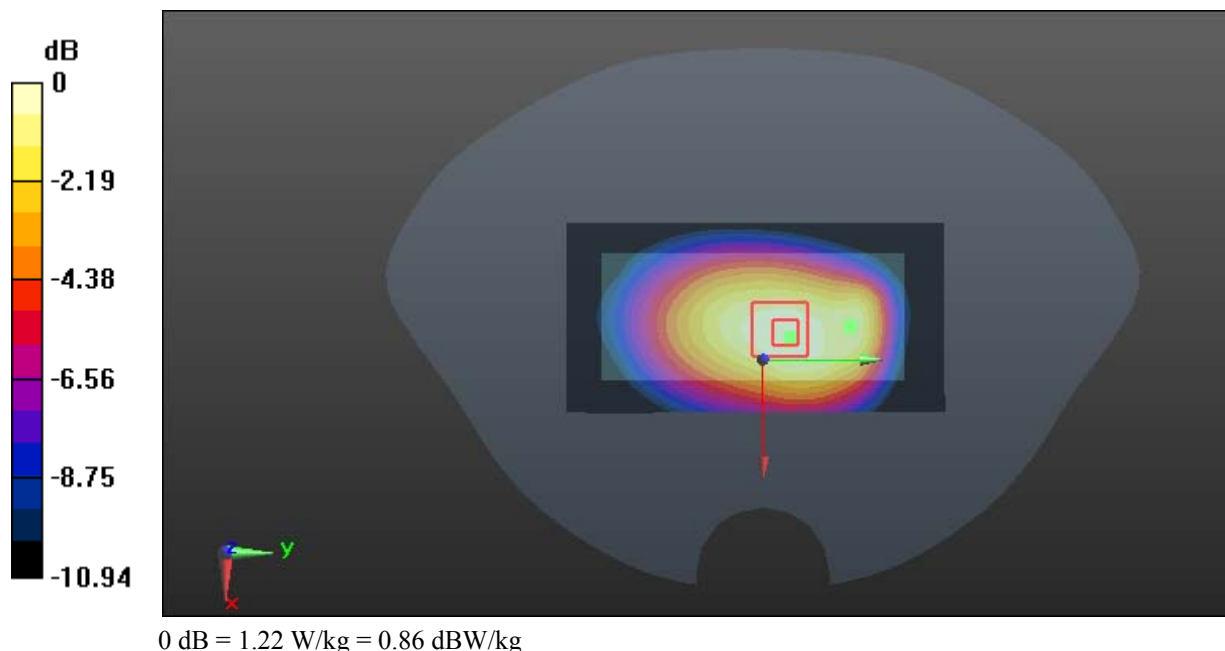
Zoom Scan (5x5x7)/Cube 0: Measurement grid: dx=8mm, dy=8mm, dz=5mm

Reference Value = 31.29 V/m; Power Drift = -0.06 dB

Peak SAR (extrapolated) = 1.37 W/kg

SAR(1 g) = 0.953 W/kg; SAR(10 g) = 0.671 W/kg

Maximum value of SAR (measured) = 1.22 W/kg



Test Plot 7#: GSM 850_Body Back_Middle**DUT: 3G Smart feature Phone; Type: OWN F1313; Serial: 18011005021**

Communication System: Generic GPRS-4 slots; Frequency: 836.6 MHz; Duty Cycle: 1:2
Medium parameters used: $f = 836.6$ MHz; $\sigma = 0.983$ S/m; $\epsilon_r = 55.302$; $\rho = 1000$ kg/m³ ;
Phantom section: Flat Section

DASY5 Configuration:

- Probe: EX3DV4 - SN7441; ConvF(9.95, 9.95, 9.95); Calibrated: 2017/11/2;
- Sensor-Surface: 1.4mm (Mechanical Surface Detection)
- Electronics: DAE4 Sn1459; Calibrated: 2017/9/15
- Phantom: SAM (30deg probe tilt) with CRP v5.0_20150321; Type: QD000P40CD; Serial: TP:1874
- Measurement SW: DASY52, Version 52.8 (8);

Area Scan (51x101x1): Interpolated grid: dx=1.500 mm, dy=1.500 mm

Maximum value of SAR (interpolated) = 1.36 W/kg

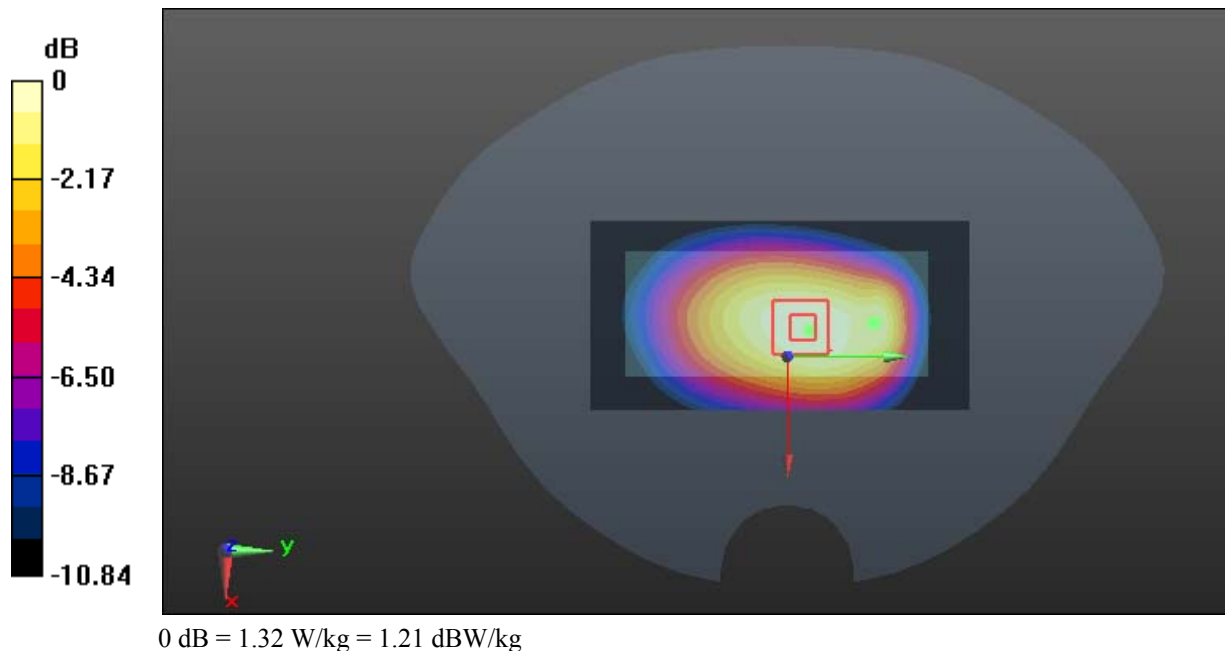
Zoom Scan (5x5x7)/Cube 0: Measurement grid: dx=8mm, dy=8mm, dz=5mm

Reference Value = 32.67 V/m; Power Drift = 0.03 dB

Peak SAR (extrapolated) = 1.47 W/kg

SAR(1 g) = 1.05 W/kg; SAR(10 g) = 0.734 W/kg

Maximum value of SAR (measured) = 1.32 W/kg



Test Plot 8#: GSM 850_Body Back_High**DUT: 3G Smart feature Phone; Type: OWN F1313; Serial: 18011005021**

Communication System: Generic GPRS-4 slots; Frequency: 848.8 MHz; Duty Cycle: 1:2
Medium parameters used: $f = 848.8$ MHz; $\sigma = 0.999$ S/m; $\epsilon_r = 55.172$; $\rho = 1000$ kg/m³ ;
Phantom section: Flat Section

DASY5 Configuration:

- Probe: EX3DV4 - SN7441; ConvF(9.95, 9.95, 9.95); Calibrated: 2017/11/2;
- Sensor-Surface: 1.4mm (Mechanical Surface Detection)
- Electronics: DAE4 Sn1459; Calibrated: 2017/9/15
- Phantom: SAM (30deg probe tilt) with CRP v5.0_20150321; Type: QD000P40CD; Serial: TP:1874
- Measurement SW: DASY52, Version 52.8 (8);

Area Scan (51x101x1): Interpolated grid: dx=1.500 mm, dy=1.500 mm

Maximum value of SAR (interpolated) = 1.17 W/kg

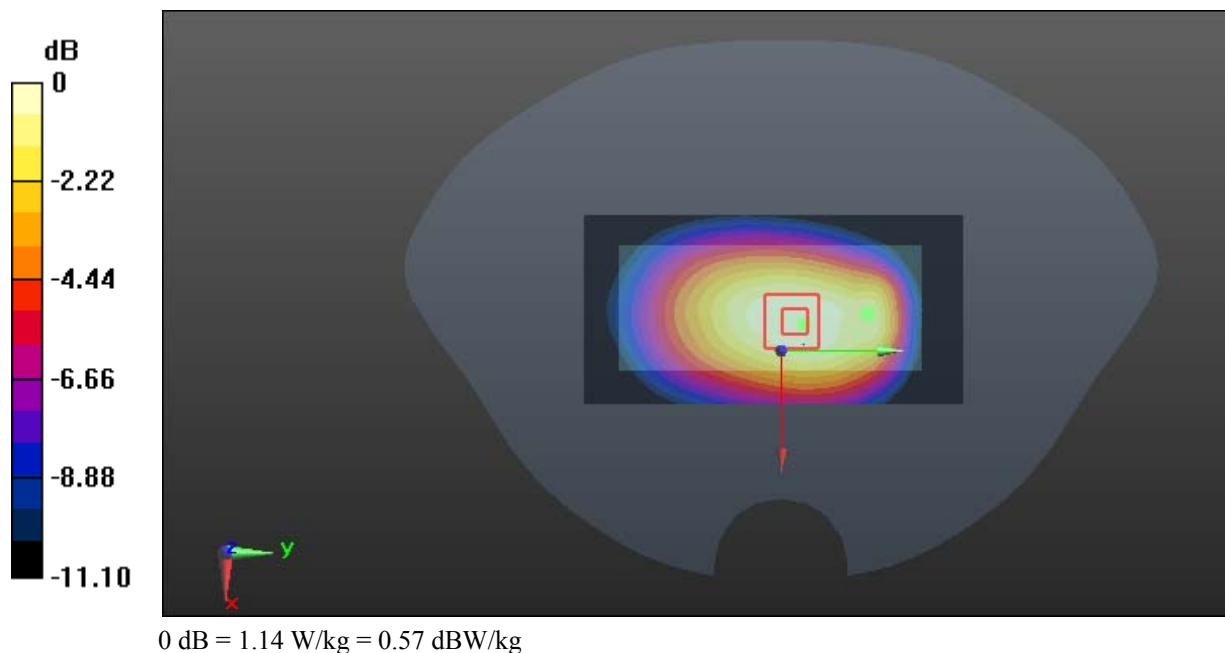
Zoom Scan (5x5x7)/Cube 0: Measurement grid: dx=8mm, dy=8mm, dz=5mm

Reference Value = 30.67 V/m; Power Drift = -0.04 dB

Peak SAR (extrapolated) = 1.29 W/kg

SAR(1 g) = 0.899 W/kg; SAR(10 g) = 0.634 W/kg

Maximum value of SAR (measured) = 1.14 W/kg



Test Plot 9#: GSM 850_Body Left_Middle**DUT: 3G Smart feature Phone; Type: OWN F1313; Serial: 18011005021**

Communication System: Generic GPRS-4 slots; Frequency: 836.6 MHz; Duty Cycle: 1:2
Medium parameters used: $f = 836.6$ MHz; $\sigma = 0.983$ S/m; $\epsilon_r = 55.302$; $\rho = 1000$ kg/m³ ;
Phantom section: Flat Section

DASY5 Configuration:

- Probe: EX3DV4 - SN7441; ConvF(9.95, 9.95, 9.95); Calibrated: 2017/11/2;
- Sensor-Surface: 1.4mm (Mechanical Surface Detection)
- Electronics: DAE4 Sn1459; Calibrated: 2017/9/15
- Phantom: SAM (30deg probe tilt) with CRP v5.0_20150321; Type: QD000P40CD; Serial: TP:1874
- Measurement SW: DASY52, Version 52.8 (8);

Area Scan (51x101x1): Interpolated grid: dx=1.500 mm, dy=1.500 mm

Maximum value of SAR (interpolated) = 0.743 W/kg

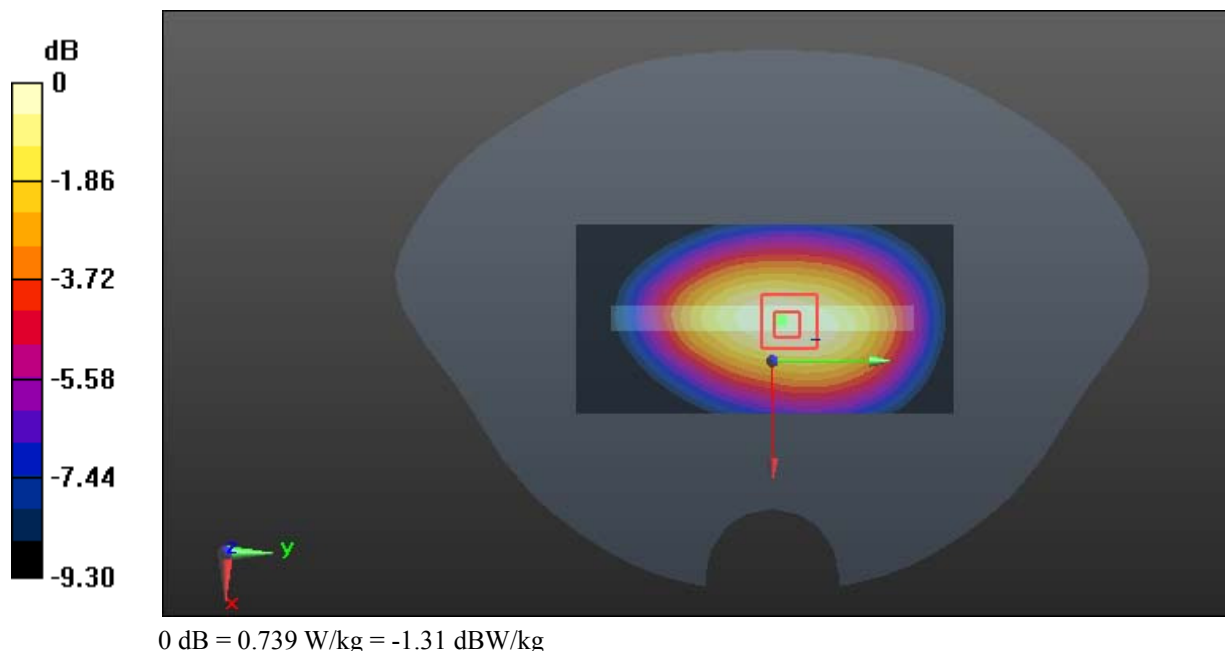
Zoom Scan (5x5x7)/Cube 0: Measurement grid: dx=8mm, dy=8mm, dz=5mm

Reference Value = 25.04 V/m; Power Drift = -0.03 dB

Peak SAR (extrapolated) = 0.852 W/kg

SAR(1 g) = 0.581 W/kg; SAR(10 g) = 0.409 W/kg

Maximum value of SAR (measured) = 0.739 W/kg



Test Plot 10#: GSM 850_Body Right_Middle**DUT: 3G Smart feature Phone; Type: OWN F1313; Serial: 18011005021**

Communication System: Generic GPRS-4 slots; Frequency: 836.6 MHz; Duty Cycle: 1:2
Medium parameters used: $f = 836.6$ MHz; $\sigma = 0.983$ S/m; $\epsilon_r = 55.302$; $\rho = 1000$ kg/m³ ;
Phantom section: Flat Section

DASY5 Configuration:

- Probe: EX3DV4 - SN7441; ConvF(9.95, 9.95, 9.95); Calibrated: 2017/11/2;
- Sensor-Surface: 1.4mm (Mechanical Surface Detection)
- Electronics: DAE4 Sn1459; Calibrated: 2017/9/15
- Phantom: SAM (30deg probe tilt) with CRP v5.0_20150321; Type: QD000P40CD; Serial: TP:1874
- Measurement SW: DASY52, Version 52.8 (8);

Area Scan (51x101x1): Interpolated grid: dx=1.500 mm, dy=1.500 mm

Maximum value of SAR (interpolated) = 0.765 W/kg

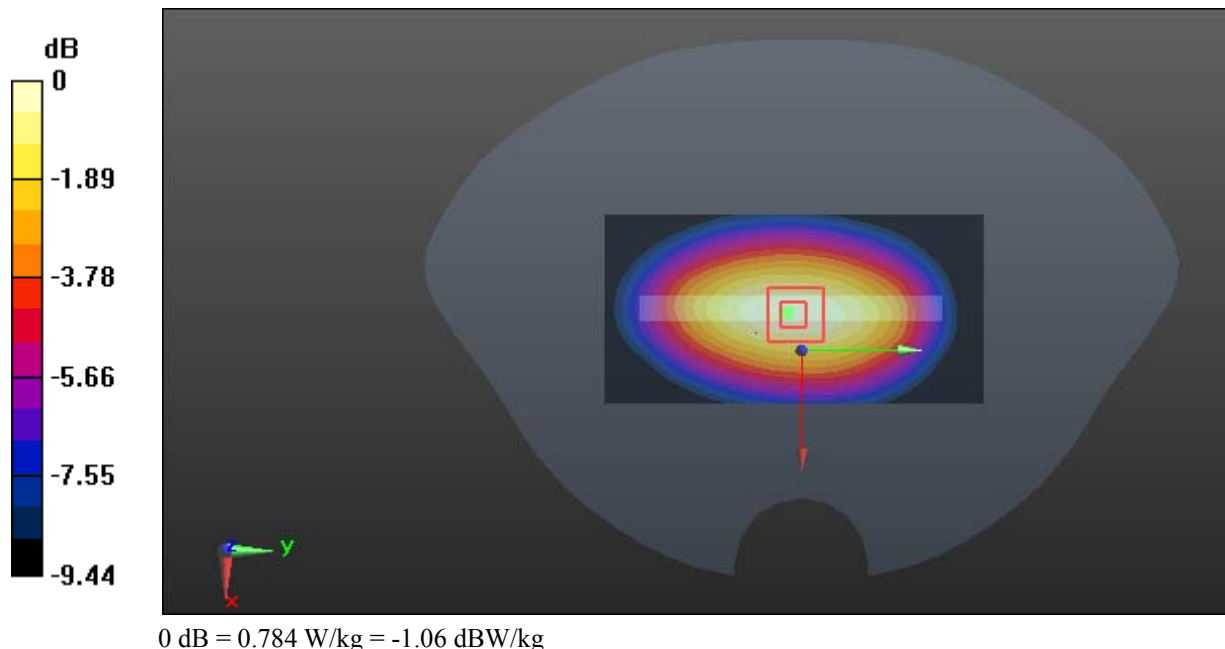
Zoom Scan (5x5x7)/Cube 0: Measurement grid: dx=8mm, dy=8mm, dz=5mm

Reference Value = 25.38 V/m; Power Drift = 0.05 dB

Peak SAR (extrapolated) = 0.886 W/kg

SAR(1 g) = 0.603 W/kg; SAR(10 g) = 0.418 W/kg

Maximum value of SAR (measured) = 0.784 W/kg



Test Plot 11#: GSM 850_Body Bottom_Middle**DUT: 3G Smart feature Phone; Type: OWN F1313; Serial: 18011005021**

Communication System: Generic GPRS-4 slots; Frequency: 836.6 MHz; Duty Cycle: 1:2
Medium parameters used: $f = 836.6$ MHz; $\sigma = 0.983$ S/m; $\epsilon_r = 55.302$; $\rho = 1000$ kg/m³ ;
Phantom section: Flat Section

DASY5 Configuration:

- Probe: EX3DV4 - SN7441; ConvF(9.95, 9.95, 9.95); Calibrated: 2017/11/2;
- Sensor-Surface: 1.4mm (Mechanical Surface Detection)
- Electronics: DAE4 Sn1459; Calibrated: 2017/9/15
- Phantom: SAM (30deg probe tilt) with CRP v5.0_20150321; Type: QD000P40CD; Serial: TP:1874
- Measurement SW: DASY52, Version 52.8 (8);

Area Scan (51x61x1): Interpolated grid: dx=1.500 mm, dy=1.500 mm

Maximum value of SAR (interpolated) = 0.315 W/kg

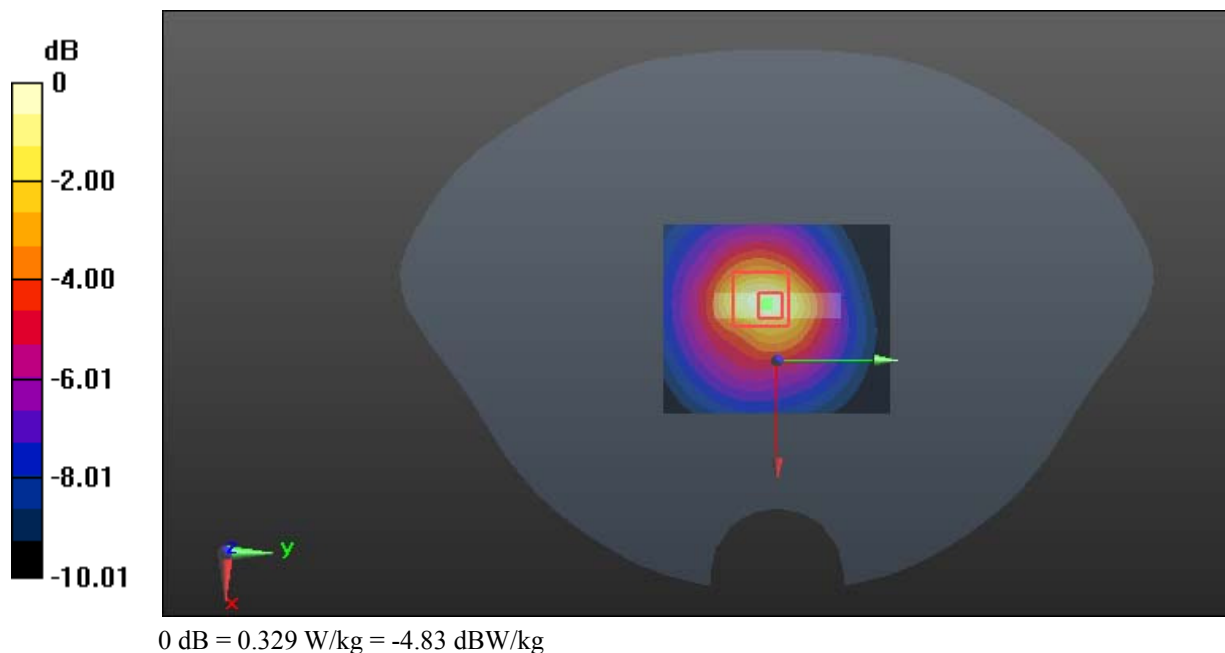
Zoom Scan (5x5x7)/Cube 0: Measurement grid: dx=8mm, dy=8mm, dz=5mm

Reference Value = 12.79 V/m; Power Drift = 0.08 dB

Peak SAR (extrapolated) = 0.521 W/kg

SAR(1 g) = 0.176 W/kg; SAR(10 g) = 0.095 W/kg

Maximum value of SAR (measured) = 0.329 W/kg



Test Plot 12#: GSM 1900_Head Left Cheek_Middle**DUT: 3G Smart feature Phone; Type: OWN F1313; Serial: 18011005021**

Communication System: Generic GSM; Frequency: 1880 MHz; Duty Cycle: 1:8
Medium parameters used: $f = 1880$ MHz; $\sigma = 1.387$ S/m; $\epsilon_r = 40.419$; $\rho = 1000$ kg/m³ ;
Phantom section: Left Section

DASY5 Configuration:

- Probe: EX3DV4 - SN7441; ConvF(7.9, 7.9, 7.9); Calibrated: 2017/11/2;
- Sensor-Surface: 1.4mm (Mechanical Surface Detection)
- Electronics: DAE4 Sn1459; Calibrated: 2017/9/15
- Phantom: SAM (30deg probe tilt) with CRP v5.0_20150321; Type: QD000P40CD; Serial: TP:1874
- Measurement SW: DASY52, Version 52.8 (8);

Area Scan (51x101x1): Interpolated grid: dx=1.500 mm, dy=1.500 mm

Maximum value of SAR (interpolated) = 0.553 W/kg


Zoom Scan (5x5x7)/Cube 0: Measurement grid: dx=8mm, dy=8mm, dz=5mm

Reference Value = 7.473 V/m; Power Drift = 0.16 dB

Peak SAR (extrapolated) = 0.662 W/kg

SAR(1 g) = 0.410 W/kg; SAR(10 g) = 0.246 W/kg

Maximum value of SAR (measured) = 0.552 W/kg



Test Plot 13#: GSM 1900_Head Left Tilt_Middle**DUT: 3G Smart feature Phone; Type: OWN F1313; Serial: 18011005021**

Communication System: Generic GSM; Frequency: 1880 MHz; Duty Cycle: 1:8
Medium parameters used: $f = 1880$ MHz; $\sigma = 1.387$ S/m; $\epsilon_r = 40.419$; $\rho = 1000$ kg/m³ ;
Phantom section: Left Section

DASY5 Configuration:

- Probe: EX3DV4 - SN7441; ConvF(7.9, 7.9, 7.9); Calibrated: 2017/11/2;
- Sensor-Surface: 1.4mm (Mechanical Surface Detection)
- Electronics: DAE4 Sn1459; Calibrated: 2017/9/15
- Phantom: SAM (30deg probe tilt) with CRP v5.0_20150321; Type: QD000P40CD; Serial: TP:1874
- Measurement SW: DASY52, Version 52.8 (8);

Area Scan (51x101x1): Interpolated grid: dx=1.500 mm, dy=1.500 mm

Maximum value of SAR (interpolated) = 0.186 W/kg


Zoom Scan (5x5x7)/Cube 0: Measurement grid: dx=8mm, dy=8mm, dz=5mm

Reference Value = 9.607 V/m; Power Drift = -0.04 dB

Peak SAR (extrapolated) = 0.194 W/kg

SAR(1 g) = 0.129 W/kg; SAR(10 g) = 0.087 W/kg

Maximum value of SAR (measured) = 0.167 W/kg



0 dB = 0.167 W/kg = -7.77 dBW/kg

Test Plot 14#: GSM 1900_Head Right Cheek_Middle**DUT: 3G Smart feature Phone; Type: OWN F1313; Serial: 18011005021**

Communication System: Generic GSM; Frequency: 1880 MHz; Duty Cycle: 1:8
Medium parameters used: $f = 1880$ MHz; $\sigma = 1.387$ S/m; $\epsilon_r = 40.419$; $\rho = 1000$ kg/m³ ;
Phantom section: Right Section

DASY5 Configuration:

- Probe: EX3DV4 - SN7441; ConvF(7.9, 7.9, 7.9); Calibrated: 2017/11/2;
- Sensor-Surface: 1.4mm (Mechanical Surface Detection)
- Electronics: DAE4 Sn1459; Calibrated: 2017/9/15
- Phantom: SAM (30deg probe tilt) with CRP v5.0_20150321; Type: QD000P40CD; Serial: TP:1874
- Measurement SW: DASY52, Version 52.8 (8);

Area Scan (51x101x1): Interpolated grid: dx=1.500 mm, dy=1.500 mm

Maximum value of SAR (interpolated) = 0.485 W/kg

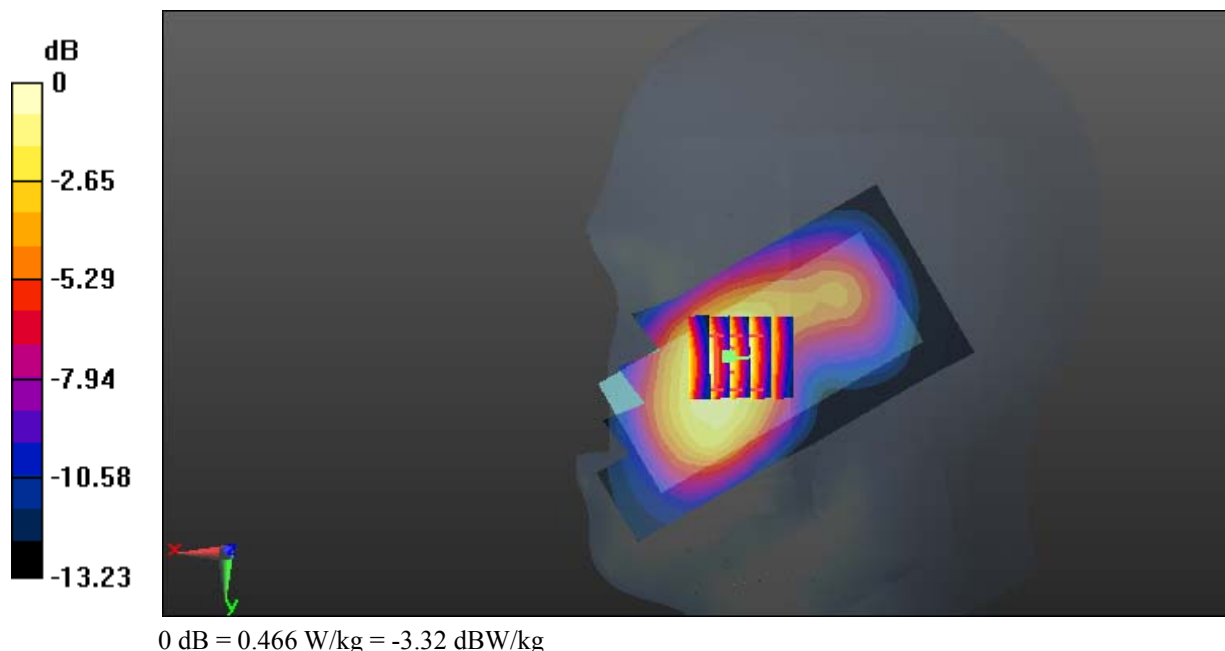
Zoom Scan (5x5x7)/Cube 0: Measurement grid: dx=8mm, dy=8mm, dz=5mm

Reference Value = 7.385 V/m; Power Drift = 0.07 dB

Peak SAR (extrapolated) = 0.534 W/kg

SAR(1 g) = 0.352 W/kg; SAR(10 g) = 0.220 W/kg

Maximum value of SAR (measured) = 0.466 W/kg



Test Plot 15#: GSM 1900_Head Right Tilt_Middle**DUT: 3G Smart feature Phone; Type: OWN F1313; Serial: 18011005021**

Communication System: Generic GSM; Frequency: 1880 MHz; Duty Cycle: 1:8
Medium parameters used: $f = 1880$ MHz; $\sigma = 1.387$ S/m; $\epsilon_r = 40.419$; $\rho = 1000$ kg/m³ ;
Phantom section: Right Section

DASY5 Configuration:

- Probe: EX3DV4 - SN7441; ConvF(7.9, 7.9, 7.9); Calibrated: 2017/11/2;
- Sensor-Surface: 1.4mm (Mechanical Surface Detection)
- Electronics: DAE4 Sn1459; Calibrated: 2017/9/15
- Phantom: SAM (30deg probe tilt) with CRP v5.0_20150321; Type: QD000P40CD; Serial: TP:1874
- Measurement SW: DASY52, Version 52.8 (8);

Area Scan (51x101x1): Interpolated grid: dx=1.500 mm, dy=1.500 mm

Maximum value of SAR (interpolated) = 0.263 W/kg

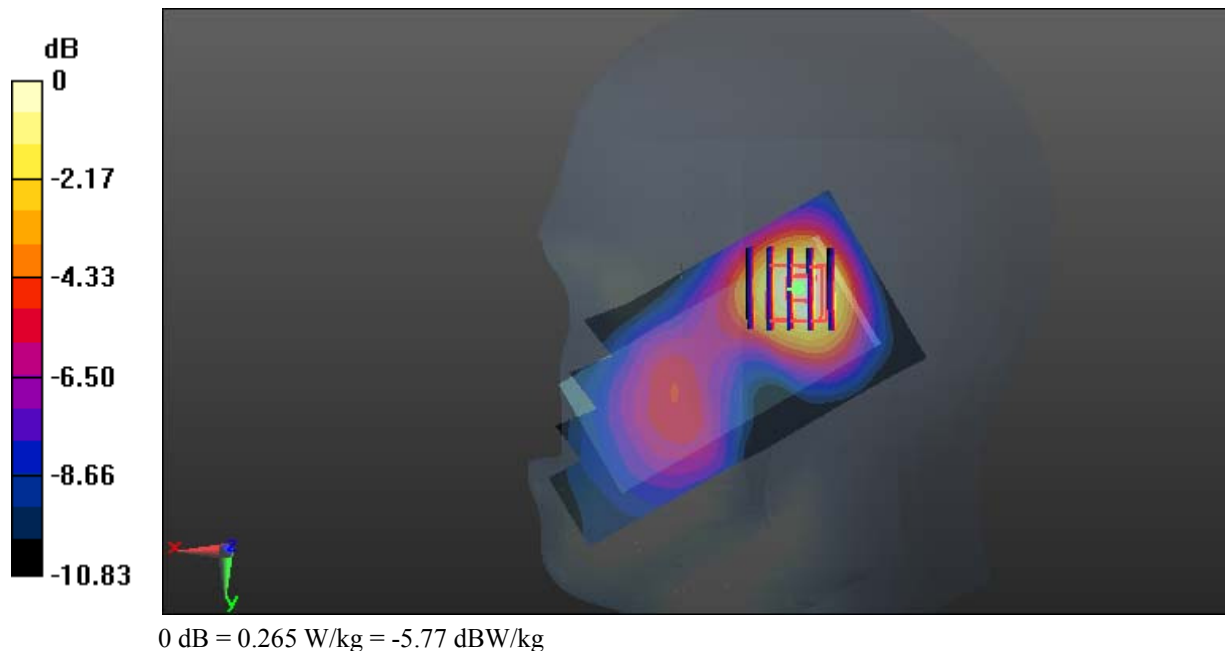
Zoom Scan (5x5x7)/Cube 0: Measurement grid: dx=8mm, dy=8mm, dz=5mm

Reference Value = 10.80 V/m; Power Drift = -0.04 dB

Peak SAR (extrapolated) = 0.312 W/kg

SAR(1 g) = 0.196 W/kg; SAR(10 g) = 0.120 W/kg

Maximum value of SAR (measured) = 0.265 W/kg



Test Plot 16#: GSM 1900_Body Worn Back_Middle**DUT: 3G Smart feature Phone; Type: OWN F1313; Serial: 18011005021**

Communication System: Generic GSM; Frequency: 1880 MHz; Duty Cycle: 1:8
Medium parameters used: $f = 1880$ MHz; $\sigma = 1.535$ S/m; $\epsilon_r = 54.05$; $\rho = 1000$ kg/m³ ;
Phantom section: Flat Section

DASY5 Configuration:

- Probe: EX3DV4 - SN7441; ConvF(7.79, 7.79, 7.79); Calibrated: 2017/11/2;
- Sensor-Surface: 1.4mm (Mechanical Surface Detection)
- Electronics: DAE4 Sn1459; Calibrated: 2017/9/15
- Phantom: SAM (30deg probe tilt) with CRP v5.0_20150321; Type: QD000P40CD; Serial: TP:1874
- Measurement SW: DASY52, Version 52.8 (8);

Area Scan (51x101x1): Interpolated grid: dx=1.500 mm, dy=1.500 mm

Maximum value of SAR (interpolated) = 0.463 W/kg

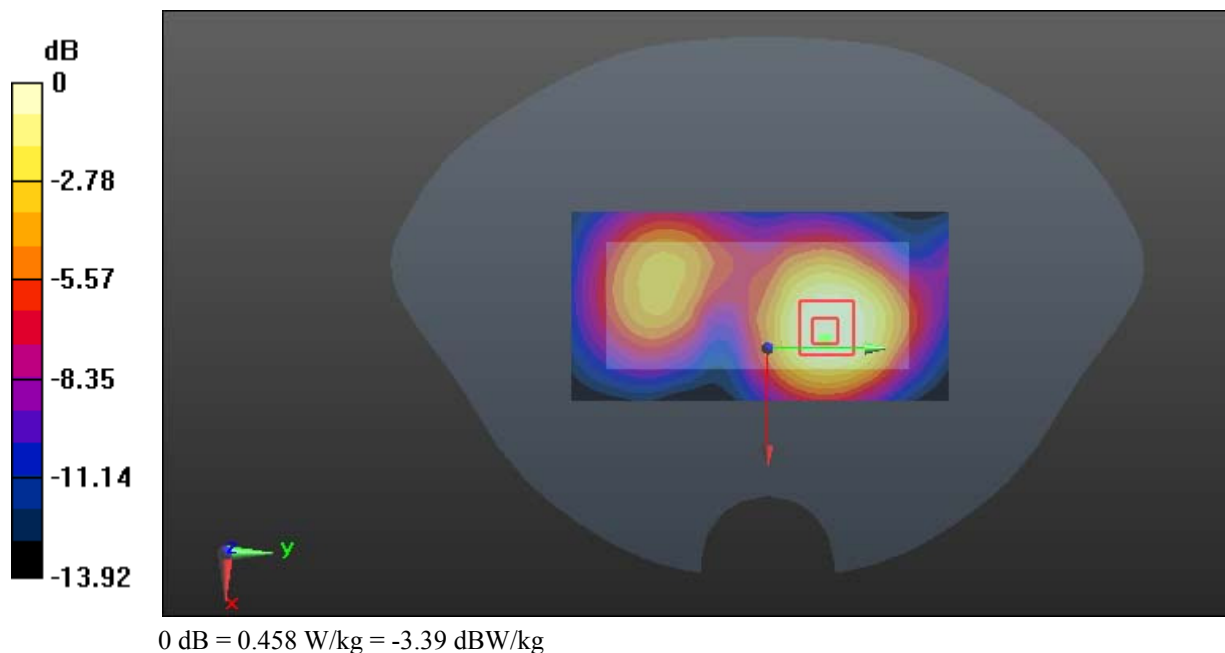
Zoom Scan (6x5x7)/Cube 0: Measurement grid: dx=8mm, dy=8mm, dz=5mm

Reference Value = 9.016 V/m; Power Drift = -0.03 dB

Peak SAR (extrapolated) = 0.561 W/kg

SAR(1 g) = 0.319 W/kg; SAR(10 g) = 0.189 W/kg

Maximum value of SAR (measured) = 0.458 W/kg



Test Plot 17#: GSM 1900_Body Back_Middle**DUT: 3G Smart feature Phone; Type: OWN F1313; Serial: 18011005021**

Communication System: Generic GPRS-4 slots; Frequency: 1880 MHz; Duty Cycle: 1:2
Medium parameters used: $f = 1880$ MHz; $\sigma = 1.535$ S/m; $\epsilon_r = 54.05$; $\rho = 1000$ kg/m³ ;
Phantom section: Flat Section

DASY5 Configuration:

- Probe: EX3DV4 - SN7441; ConvF(7.79, 7.79, 7.79); Calibrated: 2017/11/2;
- Sensor-Surface: 1.4mm (Mechanical Surface Detection)
- Electronics: DAE4 Sn1459; Calibrated: 2017/9/15
- Phantom: SAM (30deg probe tilt) with CRP v5.0_20150321; Type: QD000P40CD; Serial: TP:1874
- Measurement SW: DASY52, Version 52.8 (8);

Area Scan (51x101x1): Interpolated grid: dx=1.500 mm, dy=1.500 mm

Maximum value of SAR (interpolated) = 0.640 W/kg

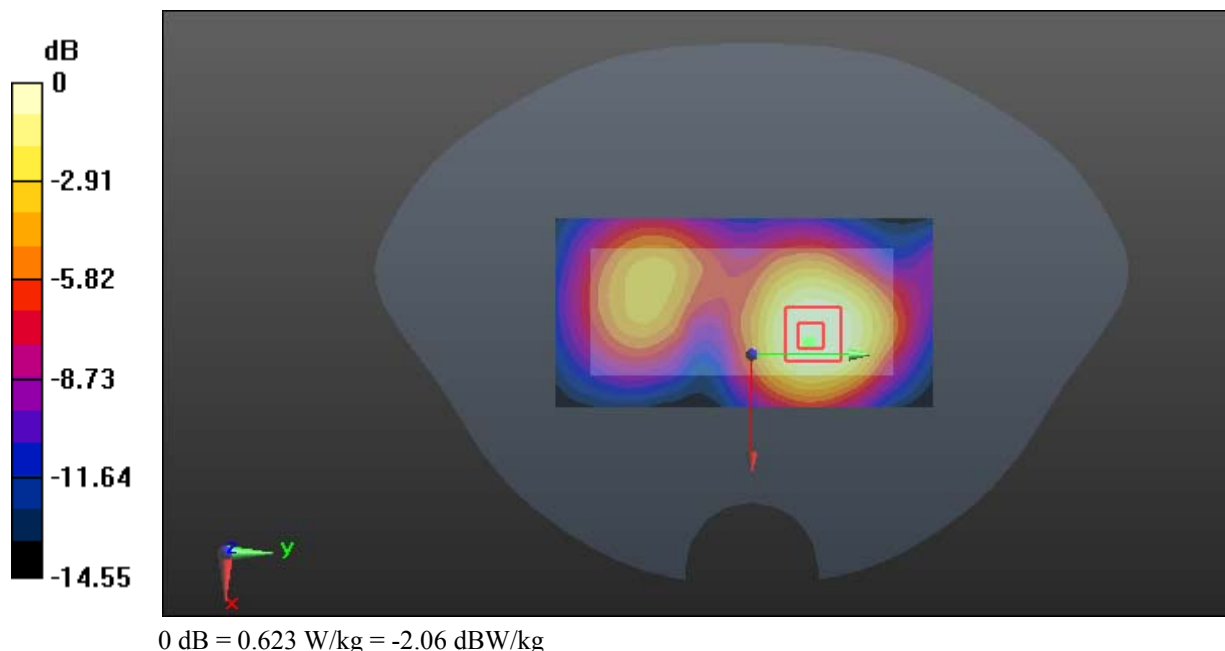
Zoom Scan (5x5x7)/Cube 0: Measurement grid: dx=8mm, dy=8mm, dz=5mm

Reference Value = 10.42 V/m; Power Drift = -0.20 dB

Peak SAR (extrapolated) = 0.757 W/kg

SAR(1 g) = 0.428 W/kg; SAR(10 g) = 0.253 W/kg

Maximum value of SAR (measured) = 0.623 W/kg



Test Plot 18#: GSM 1900_Body Left_Middle**DUT: 3G Smart feature Phone; Type: OWN F1313; Serial: 18011005021**

Communication System: Generic GPRS-4 slots; Frequency: 1880 MHz; Duty Cycle: 1:2
Medium parameters used: $f = 1880$ MHz; $\sigma = 1.535$ S/m; $\epsilon_r = 54.05$; $\rho = 1000$ kg/m³ ;
Phantom section: Flat Section

DASY5 Configuration:

- Probe: EX3DV4 - SN7441; ConvF(7.79, 7.79, 7.79); Calibrated: 2017/11/2;
- Sensor-Surface: 1.4mm (Mechanical Surface Detection)
- Electronics: DAE4 Sn1459; Calibrated: 2017/9/15
- Phantom: SAM (30deg probe tilt) with CRP v5.0_20150321; Type: QD000P40CD; Serial: TP:1874
- Measurement SW: DASY52, Version 52.8 (8);

Area Scan (41x101x1): Interpolated grid: dx=1.500 mm, dy=1.500 mm

Maximum value of SAR (interpolated) = 0.244 W/kg

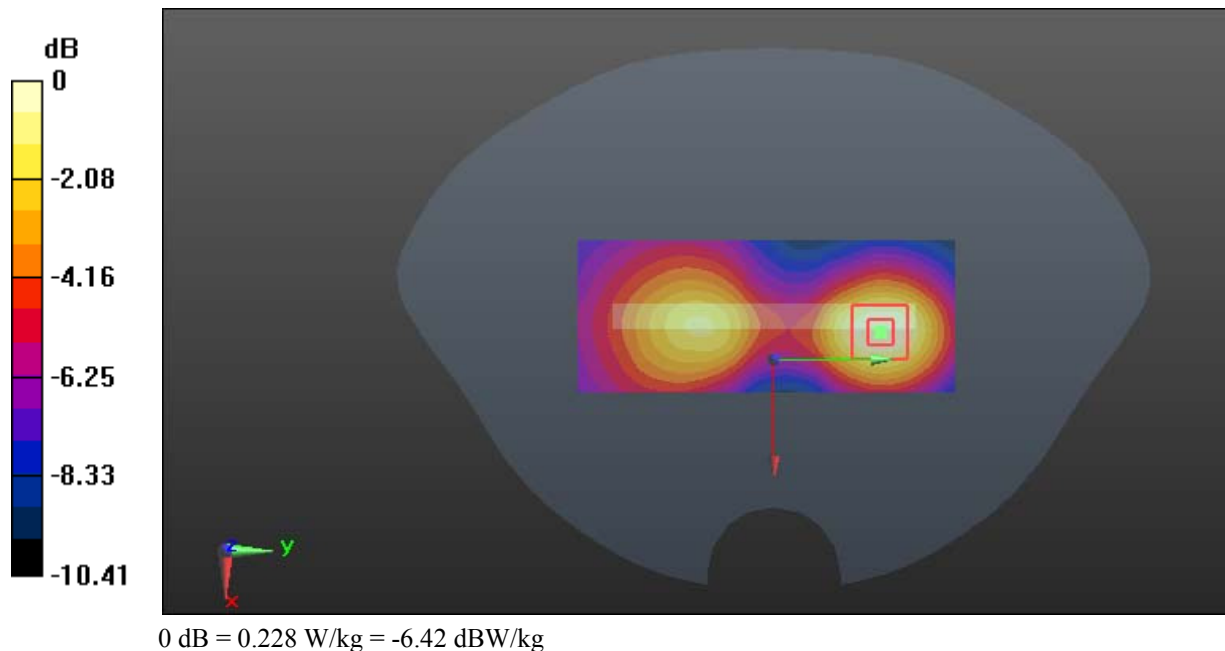
Zoom Scan (5x5x7)/Cube 0: Measurement grid: dx=8mm, dy=8mm, dz=5mm

Reference Value = 6.247 V/m; Power Drift = -0.17 dB

Peak SAR (extrapolated) = 0.265 W/kg

SAR(1 g) = 0.164 W/kg; SAR(10 g) = 0.102 W/kg

Maximum value of SAR (measured) = 0.228 W/kg



Test Plot 19#: GSM 1900_Body Right_Middle**DUT: 3G Smart feature Phone; Type: OWN F1313; Serial: 18011005021**

Communication System: Generic GPRS-4 slots; Frequency: 1880 MHz; Duty Cycle: 1:2
Medium parameters used: $f = 1880$ MHz; $\sigma = 1.535$ S/m; $\epsilon_r = 54.05$; $\rho = 1000$ kg/m³ ;
Phantom section: Flat Section

DASY5 Configuration:

- Probe: EX3DV4 - SN7441; ConvF(7.79, 7.79, 7.79); Calibrated: 2017/11/2;
- Sensor-Surface: 1.4mm (Mechanical Surface Detection)
- Electronics: DAE4 Sn1459; Calibrated: 2017/9/15
- Phantom: SAM (30deg probe tilt) with CRP v5.0_20150321; Type: QD000P40CD; Serial: TP:1874
- Measurement SW: DASY52, Version 52.8 (8);

Area Scan (41x101x1): Interpolated grid: dx=1.500 mm, dy=1.500 mm

Maximum value of SAR (interpolated) = 0.214 W/kg

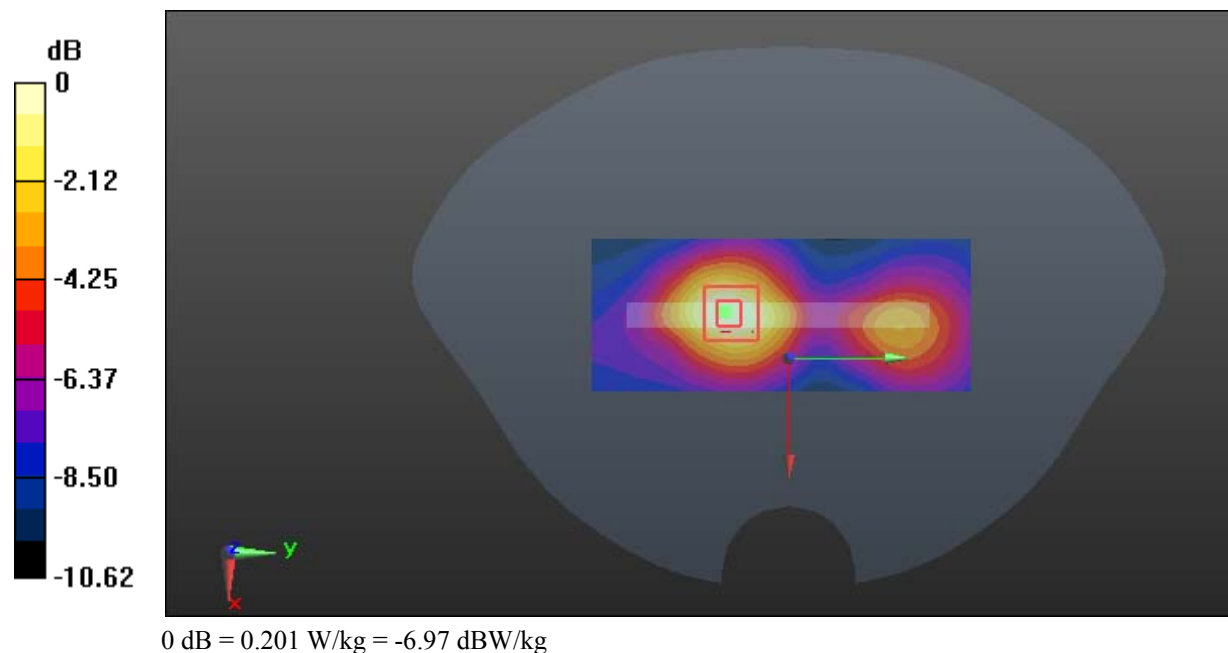
Zoom Scan (5x5x7)/Cube 0: Measurement grid: dx=8mm, dy=8mm, dz=5mm

Reference Value = 6.951 V/m; Power Drift = -0.02 dB

Peak SAR (extrapolated) = 0.240 W/kg

SAR(1 g) = 0.142 W/kg; SAR(10 g) = 0.086 W/kg

Maximum value of SAR (measured) = 0.201 W/kg



Test Plot 20#: GSM 1900_Body Bottom_Middle**DUT: 3G Smart feature Phone; Type: OWN F1313; Serial: 18011005021**

Communication System: Generic GPRS-4 slots; Frequency: 1880 MHz; Duty Cycle: 1:2
Medium parameters used: $f = 1880$ MHz; $\sigma = 1.535$ S/m; $\epsilon_r = 54.05$; $\rho = 1000$ kg/m³ ;
Phantom section: Flat Section

DASY5 Configuration:

- Probe: EX3DV4 - SN7441; ConvF(7.79, 7.79, 7.79); Calibrated: 2017/11/2;
- Sensor-Surface: 1.4mm (Mechanical Surface Detection)
- Electronics: DAE4 Sn1459; Calibrated: 2017/9/15
- Phantom: SAM (30deg probe tilt) with CRP v5.0_20150321; Type: QD000P40CD; Serial: TP:1874
- Measurement SW: DASY52, Version 52.8 (8);

Area Scan (51x61x1): Interpolated grid: dx=1.500 mm, dy=1.500 mm

Maximum value of SAR (interpolated) = 0.340 W/kg

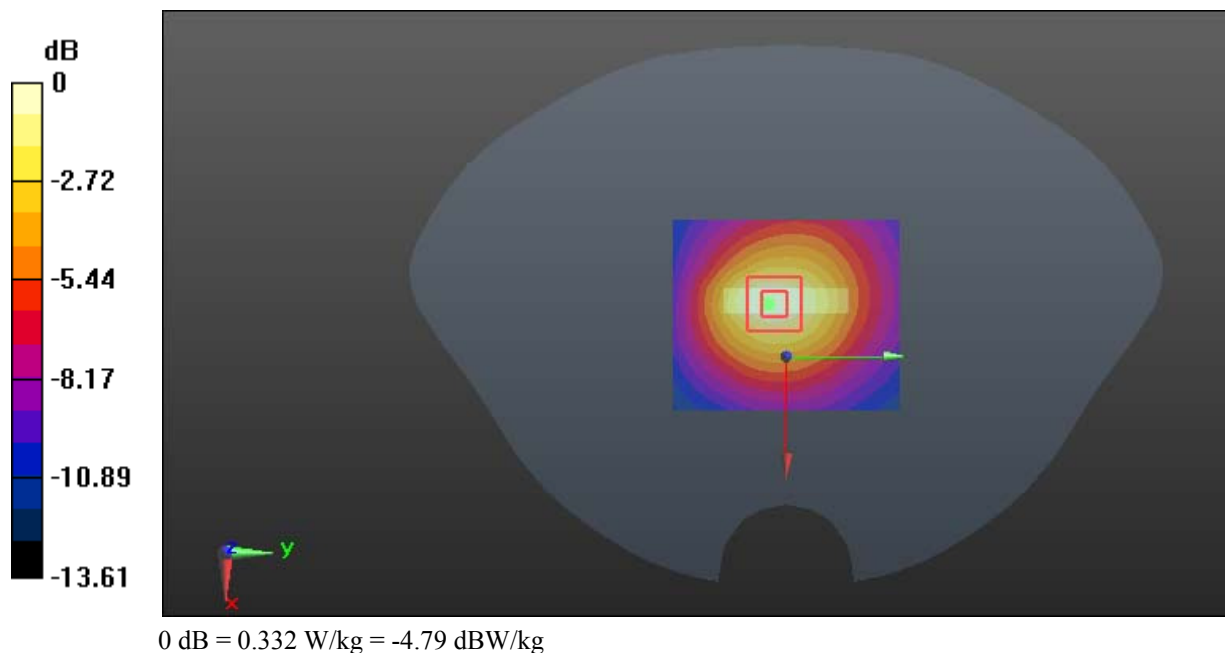
Zoom Scan (5x5x7)/Cube 0: Measurement grid: dx=8mm, dy=8mm, dz=5mm

Reference Value = 12.48 V/m; Power Drift = -0.07 dB

Peak SAR (extrapolated) = 0.395 W/kg

SAR(1 g) = 0.229 W/kg; SAR(10 g) = 0.132 W/kg

Maximum value of SAR (measured) = 0.332 W/kg



Test Plot 21#: WCDMA Band 2_Head Left Cheek_Middle**DUT: 3G Smart feature Phone; Type: OWN F1313; Serial: 18011005021**

Communication System: WCDMA; Frequency: 1880 MHz; Duty Cycle: 1:1
Medium parameters used: $f = 1880$ MHz; $\sigma = 1.387$ S/m; $\epsilon_r = 40.419$; $\rho = 1000$ kg/m³ ;
Phantom section: Left Section

DASY5 Configuration:

- Probe: EX3DV4 - SN7441; ConvF(7.9, 7.9, 7.9); Calibrated: 2017/11/2;
- Sensor-Surface: 1.4mm (Mechanical Surface Detection)
- Electronics: DAE4 Sn1459; Calibrated: 2017/9/15
- Phantom: SAM (30deg probe tilt) with CRP v5.0_20150321; Type: QD000P40CD; Serial: TP:1874
- Measurement SW: DASY52, Version 52.8 (8);

Area Scan (51x101x1): Interpolated grid: dx=1.500 mm, dy=1.500 mm

Maximum value of SAR (interpolated) = 0.523 W/kg

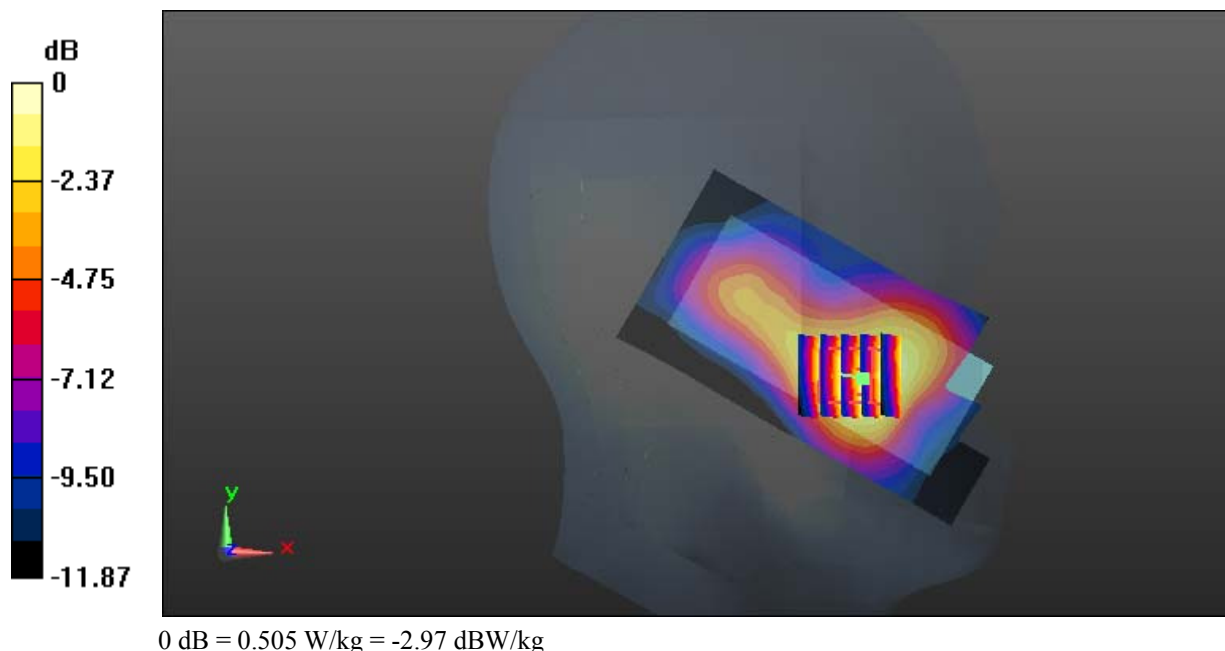
Zoom Scan (5x5x7)/Cube 0: Measurement grid: dx=8mm, dy=8mm, dz=5mm

Reference Value = 9.153 V/m; Power Drift = 0.13 dB

Peak SAR (extrapolated) = 0.597 W/kg

SAR(1 g) = 0.383 W/kg; SAR(10 g) = 0.242 W/kg

Maximum value of SAR (measured) = 0.505 W/kg



Test Plot 22#: WCDMA Band 2_Head Left Tilt_Middle**DUT: 3G Smart feature Phone; Type: OWN F1313; Serial: 18011005021**

Communication System: WCDMA; Frequency: 1880 MHz; Duty Cycle: 1:1
Medium parameters used: $f = 1880$ MHz; $\sigma = 1.387$ S/m; $\epsilon_r = 40.419$; $\rho = 1000$ kg/m³ ;
Phantom section: Left Section

DASY5 Configuration:

- Probe: EX3DV4 - SN7441; ConvF(7.9, 7.9, 7.9); Calibrated: 2017/11/2;
- Sensor-Surface: 1.4mm (Mechanical Surface Detection)
- Electronics: DAE4 Sn1459; Calibrated: 2017/9/15
- Phantom: SAM (30deg probe tilt) with CRP v5.0_20150321; Type: QD000P40CD; Serial: TP:1874
- Measurement SW: DASY52, Version 52.8 (8);

Area Scan (51x101x1): Interpolated grid: dx=1.500 mm, dy=1.500 mm

Maximum value of SAR (interpolated) = 0.243 W/kg


Zoom Scan (5x5x7)/Cube 0: Measurement grid: dx=8mm, dy=8mm, dz=5mm

Reference Value = 11.38 V/m; Power Drift = 0.09 dB

Peak SAR (extrapolated) = 0.268 W/kg

SAR(1 g) = 0.167 W/kg; SAR(10 g) = 0.107 W/kg

Maximum value of SAR (measured) = 0.230 W/kg



Test Plot 23#: WCDMA Band 2_Head Right Cheek_Middle**DUT: 3G Smart feature Phone; Type: OWN F1313; Serial: 18011005021**

Communication System: WCDMA; Frequency: 1880 MHz; Duty Cycle: 1:1
Medium parameters used: $f = 1880$ MHz; $\sigma = 1.387$ S/m; $\epsilon_r = 40.419$; $\rho = 1000$ kg/m³ ;
Phantom section: Right Section

DASY5 Configuration:

- Probe: EX3DV4 - SN7441; ConvF(7.9, 7.9, 7.9); Calibrated: 2017/11/2;
- Sensor-Surface: 1.4mm (Mechanical Surface Detection)
- Electronics: DAE4 Sn1459; Calibrated: 2017/9/15
- Phantom: SAM (30deg probe tilt) with CRP v5.0_20150321; Type: QD000P40CD; Serial: TP:1874
- Measurement SW: DASY52, Version 52.8 (8);

Area Scan (51x101x1): Interpolated grid: dx=1.500 mm, dy=1.500 mm

Maximum value of SAR (interpolated) = 0.674 W/kg

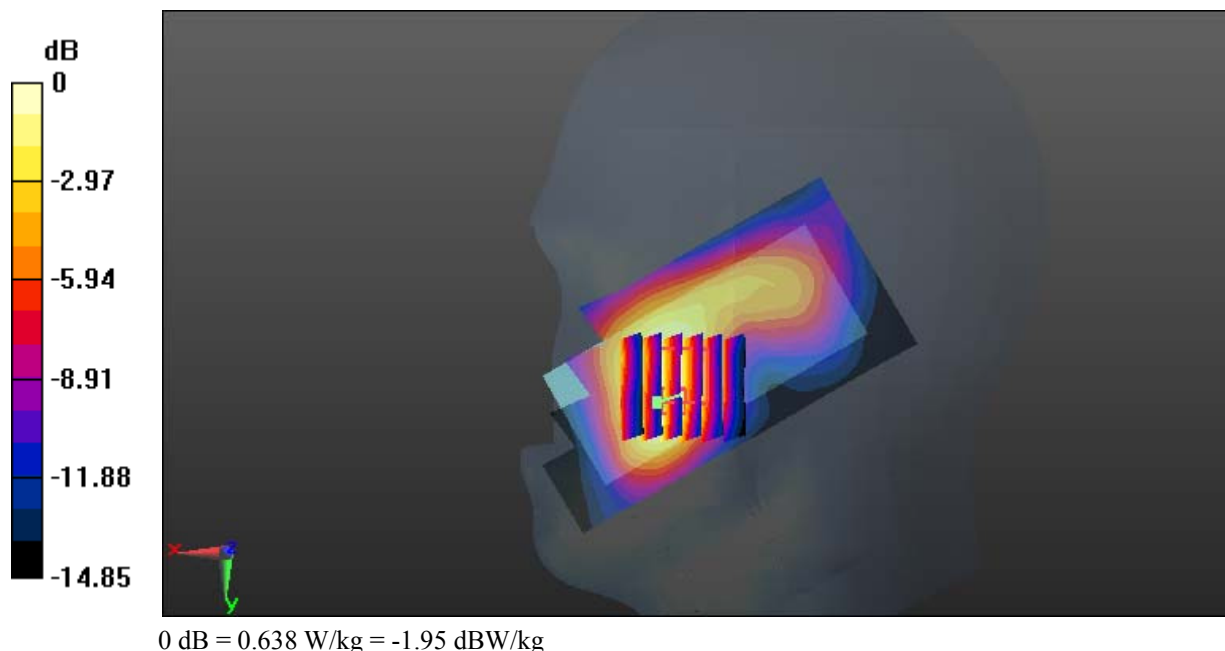
Zoom Scan (6x6x7)/Cube 0: Measurement grid: dx=8mm, dy=8mm, dz=5mm

Reference Value = 9.217 V/m; Power Drift = 0.06 dB

Peak SAR (extrapolated) = 0.796 W/kg

SAR(1 g) = 0.465 W/kg; SAR(10 g) = 0.287 W/kg

Maximum value of SAR (measured) = 0.638 W/kg



Test Plot 24#: WCDMA Band 2_Head Right Tilt_Middle**DUT: 3G Smart feature Phone; Type: OWN F1313; Serial: 18011005021**

Communication System: WCDMA; Frequency: 1880 MHz; Duty Cycle: 1:1
Medium parameters used: $f = 1880$ MHz; $\sigma = 1.387$ S/m; $\epsilon_r = 40.419$; $\rho = 1000$ kg/m³ ;
Phantom section: Right Section

DASY5 Configuration:

- Probe: EX3DV4 - SN7441; ConvF(7.9, 7.9, 7.9); Calibrated: 2017/11/2;
- Sensor-Surface: 1.4mm (Mechanical Surface Detection)
- Electronics: DAE4 Sn1459; Calibrated: 2017/9/15
- Phantom: SAM (30deg probe tilt) with CRP v5.0_20150321; Type: QD000P40CD; Serial: TP:1874
- Measurement SW: DASY52, Version 52.8 (8);

Area Scan (51x101x1): Interpolated grid: dx=1.500 mm, dy=1.500 mm

Maximum value of SAR (interpolated) = 0.268 W/kg

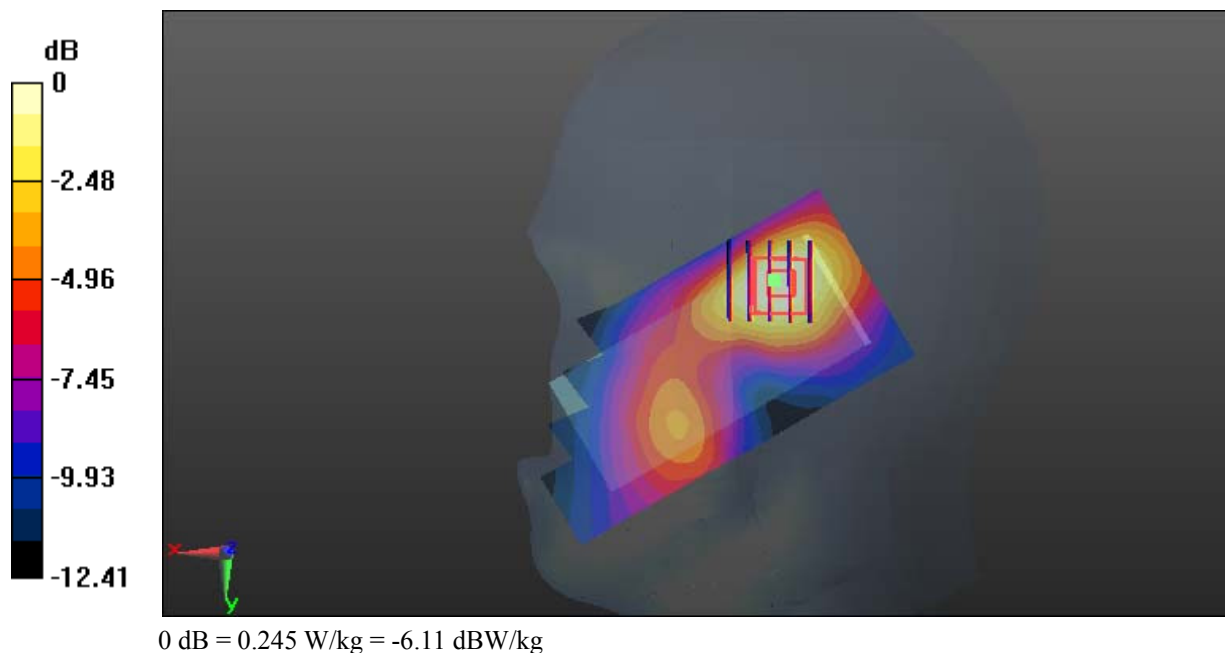
Zoom Scan (5x5x7)/Cube 0: Measurement grid: dx=8mm, dy=8mm, dz=5mm

Reference Value = 9.533 V/m; Power Drift = 0.17 dB

Peak SAR (extrapolated) = 0.293 W/kg

SAR(1 g) = 0.182 W/kg; SAR(10 g) = 0.111 W/kg

Maximum value of SAR (measured) = 0.245 W/kg



Test Plot 25#: WCDMA Band 2_Body Back_Middle**DUT: 3G Smart feature Phone; Type: OWN F1313; Serial: 18011005021**

Communication System: WCDMA; Frequency: 1880 MHz; Duty Cycle: 1:1
Medium parameters used: $f = 1880$ MHz; $\sigma = 1.535$ S/m; $\epsilon_r = 54.05$; $\rho = 1000$ kg/m³ ;
Phantom section: Flat Section

DASY5 Configuration:

- Probe: EX3DV4 - SN7441; ConvF(7.79, 7.79, 7.79); Calibrated: 2017/11/2;
- Sensor-Surface: 1.4mm (Mechanical Surface Detection)
- Electronics: DAE4 Sn1459; Calibrated: 2017/9/15
- Phantom: SAM (30deg probe tilt) with CRP v5.0_20150321; Type: QD000P40CD; Serial: TP:1874
- Measurement SW: DASY52, Version 52.8 (8);

Area Scan (51x101x1): Interpolated grid: dx=1.500 mm, dy=1.500 mm

Maximum value of SAR (interpolated) = 0.807 W/kg

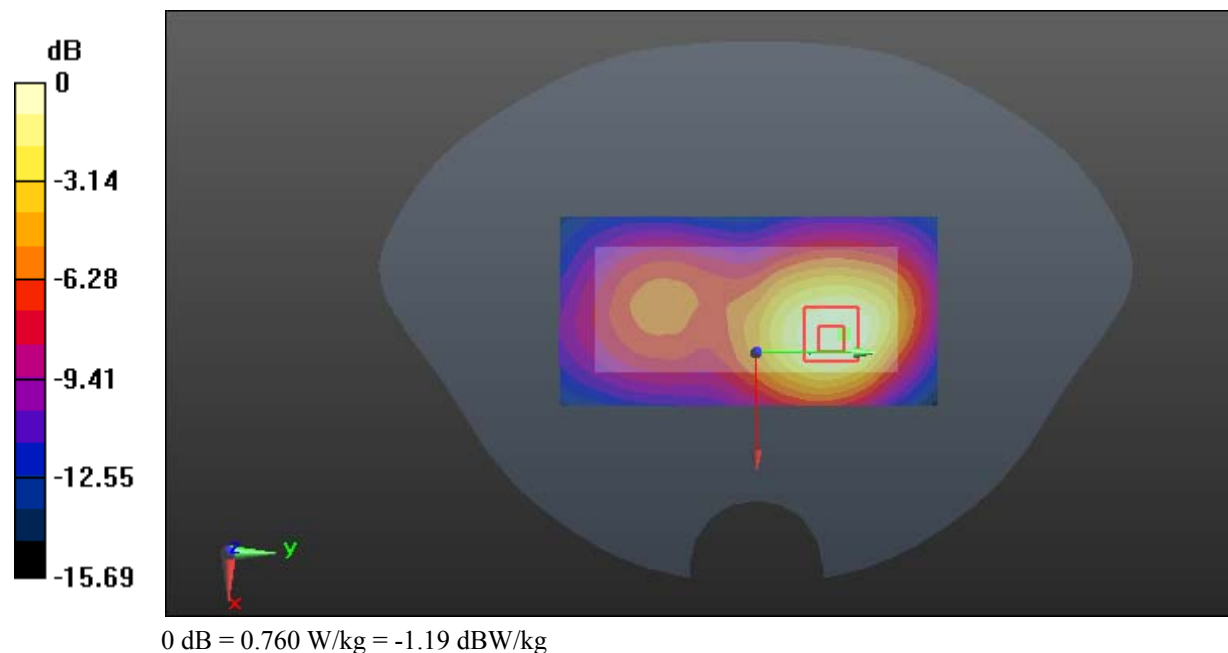
Zoom Scan (5x5x7)/Cube 0: Measurement grid: dx=8mm, dy=8mm, dz=5mm

Reference Value = 11.16 V/m; Power Drift = -0.00 dB

Peak SAR (extrapolated) = 0.939 W/kg

SAR(1 g) = 0.526 W/kg; SAR(10 g) = 0.306 W/kg

Maximum value of SAR (measured) = 0.760 W/kg



Test Plot 26#: WCDMA Band 2_Body Left_Middle**DUT: 3G Smart feature Phone; Type: OWN F1313; Serial: 18011005021**

Communication System: WCDMA; Frequency: 1880 MHz; Duty Cycle: 1:1
Medium parameters used: $f = 1880$ MHz; $\sigma = 1.535$ S/m; $\epsilon_r = 54.05$; $\rho = 1000$ kg/m³ ;
Phantom section: Flat Section

DASY5 Configuration:

- Probe: EX3DV4 - SN7441; ConvF(7.79, 7.79, 7.79); Calibrated: 2017/11/2;
- Sensor-Surface: 1.4mm (Mechanical Surface Detection)
- Electronics: DAE4 Sn1459; Calibrated: 2017/9/15
- Phantom: SAM (30deg probe tilt) with CRP v5.0_20150321; Type: QD000P40CD; Serial: TP:1874
- Measurement SW: DASY52, Version 52.8 (8);

Area Scan (41x101x1): Interpolated grid: dx=1.500 mm, dy=1.500 mm

Maximum value of SAR (interpolated) = 0.346 W/kg

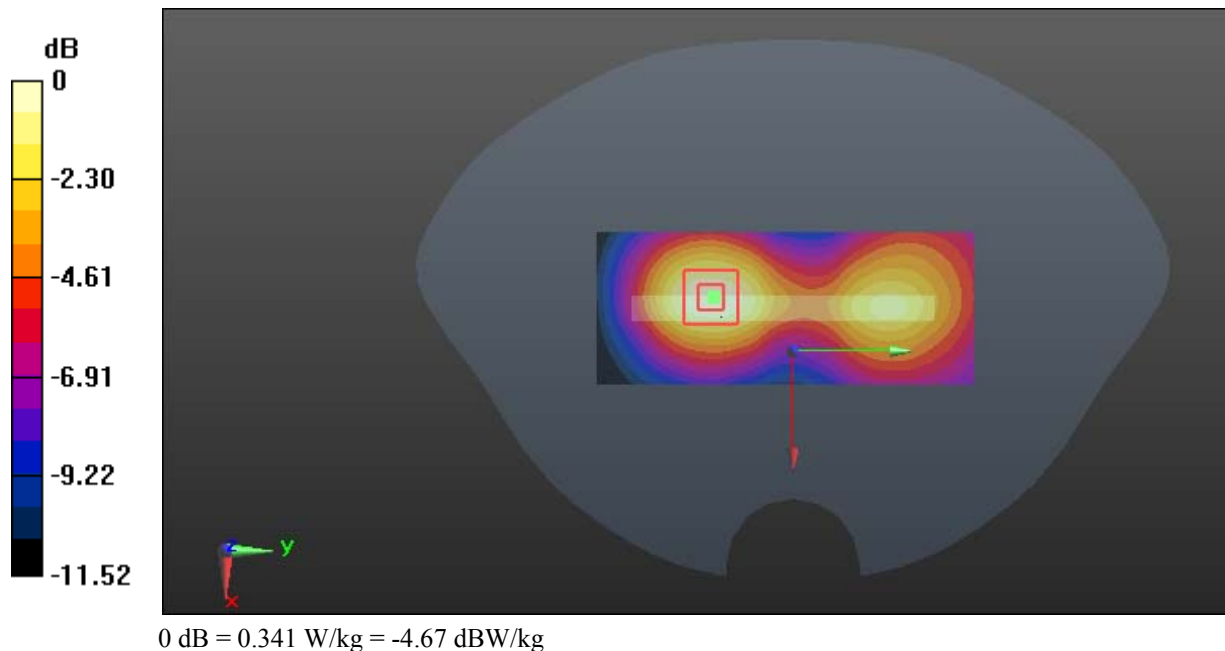
Zoom Scan (5x5x7)/Cube 0: Measurement grid: dx=8mm, dy=8mm, dz=5mm

Reference Value = 7.995 V/m; Power Drift = 0.07 dB

Peak SAR (extrapolated) = 0.403 W/kg

SAR(1 g) = 0.240 W/kg; SAR(10 g) = 0.147 W/kg

Maximum value of SAR (measured) = 0.341 W/kg



Test Plot 27#: WCDMA Band 2_Body Right_Middle**DUT: 3G Smart feature Phone; Type: OWN F1313; Serial: 18011005021**

Communication System: WCDMA; Frequency: 1880 MHz; Duty Cycle: 1:1
Medium parameters used: $f = 1880$ MHz; $\sigma = 1.535$ S/m; $\epsilon_r = 54.05$; $\rho = 1000$ kg/m³ ;
Phantom section: Flat Section

DASY5 Configuration:

- Probe: EX3DV4 - SN7441; ConvF(7.79, 7.79, 7.79); Calibrated: 2017/11/2;
- Sensor-Surface: 1.4mm (Mechanical Surface Detection)
- Electronics: DAE4 Sn1459; Calibrated: 2017/9/15
- Phantom: SAM (30deg probe tilt) with CRP v5.0_20150321; Type: QD000P40CD; Serial: TP:1874
- Measurement SW: DASY52, Version 52.8 (8);

Area Scan (41x101x1): Interpolated grid: dx=1.500 mm, dy=1.500 mm

Maximum value of SAR (interpolated) = 0.220 W/kg

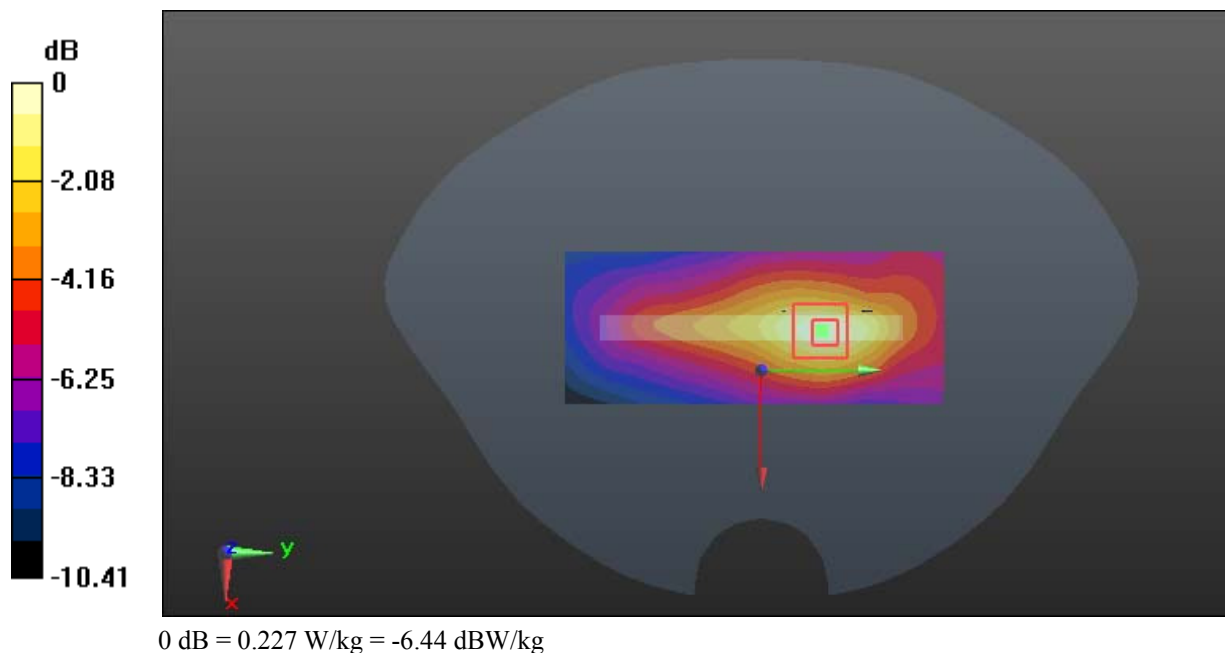
Zoom Scan (9x9x7)/Cube 0: Measurement grid: dx=8mm, dy=8mm, dz=5mm

Reference Value = 8.517 V/m; Power Drift = 0.06 dB

Peak SAR (extrapolated) = 0.274 W/kg

SAR(1 g) = 0.153 W/kg; SAR(10 g) = 0.093 W/kg

Maximum value of SAR (measured) = 0.227 W/kg



Test Plot 28#: WCDMA Band 2_Body Bottom_Middle**DUT: 3G Smart feature Phone; Type: OWN F1313; Serial: 18011005021**

Communication System: WCDMA; Frequency: 1880 MHz; Duty Cycle: 1:1
Medium parameters used: $f = 1880$ MHz; $\sigma = 1.535$ S/m; $\epsilon_r = 54.05$; $\rho = 1000$ kg/m³ ;
Phantom section: Flat Section

DASY5 Configuration:

- Probe: EX3DV4 - SN7441; ConvF(7.79, 7.79, 7.79); Calibrated: 2017/11/2;
- Sensor-Surface: 1.4mm (Mechanical Surface Detection)
- Electronics: DAE4 Sn1459; Calibrated: 2017/9/15
- Phantom: SAM (30deg probe tilt) with CRP v5.0_20150321; Type: QD000P40CD; Serial: TP:1874
- Measurement SW: DASY52, Version 52.8 (8);

Area Scan (51x61x1): Interpolated grid: dx=1.500 mm, dy=1.500 mm

Maximum value of SAR (interpolated) = 0.559 W/kg

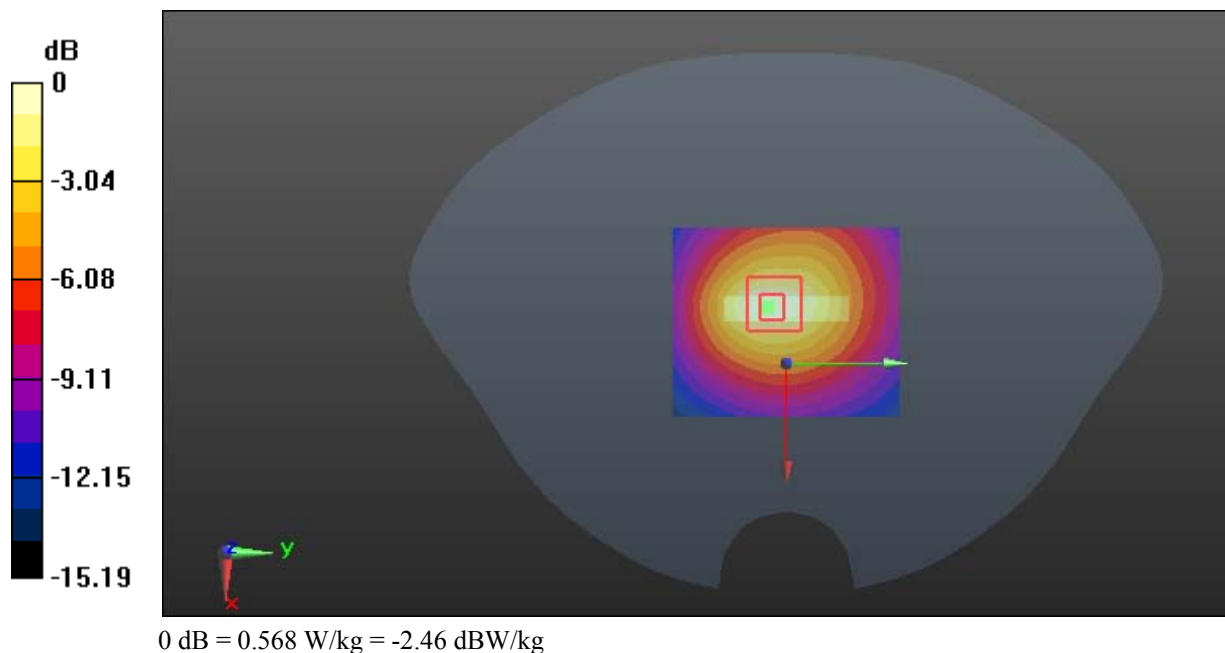
Zoom Scan (5x5x7)/Cube 0: Measurement grid: dx=8mm, dy=8mm, dz=5mm

Reference Value = 15.08 V/m; Power Drift = 0.03 dB

Peak SAR (extrapolated) = 0.680 W/kg

SAR(1 g) = 0.382 W/kg; SAR(10 g) = 0.216 W/kg

Maximum value of SAR (measured) = 0.568 W/kg



Test Plot 29#: WCDMA Band 4_Head Left Cheek_Middle**DUT: 3G Smart feature Phone; Type: OWN F1313; Serial: 18011005021**

Communication System: WCDMA; Frequency: 1732.6 MHz; Duty Cycle: 1:1
Medium parameters used: $f = 1732.6$ MHz; $\sigma = 1.339$ S/m; $\epsilon_r = 41.215$; $\rho = 1000$ kg/m³ ;
Phantom section: Left Section

DASY5 Configuration:

- Probe: EX3DV4 - SN7441; ConvF(8.22, 8.22, 8.22); Calibrated: 2017/11/2;
- Sensor-Surface: 1.4mm (Mechanical Surface Detection)
- Electronics: DAE4 Sn1459; Calibrated: 2017/9/15
- Phantom: SAM (30deg probe tilt) with CRP v5.0_20150321; Type: QD000P40CD; Serial: TP:1874
- Measurement SW: DASY52, Version 52.8 (8);

Area Scan (51x101x1): Interpolated grid: dx=1.500 mm, dy=1.500 mm

Maximum value of SAR (interpolated) = 0.88 W/kg


Zoom Scan (5x5x7)/Cube 0: Measurement grid: dx=8mm, dy=8mm, dz=5mm

Reference Value = 10.45 V/m; Power Drift = -0.17 dB

Peak SAR (extrapolated) = 1.02 W/kg

SAR(1 g) = 0.704 W/kg; SAR(10 g) = 0.449 W/kg

Maximum value of SAR (measured) = 0.914 W/kg



Test Plot 30#: WCDMA Band 4_Head Left Tilt_Middle**DUT: 3G Smart feature Phone; Type: OWN F1313; Serial: 18011005021**

Communication System: WCDMA; Frequency: 1732.6 MHz; Duty Cycle: 1:1
Medium parameters used: $f = 1732.6$ MHz; $\sigma = 1.339$ S/m; $\epsilon_r = 41.215$; $\rho = 1000$ kg/m³ ;
Phantom section: Left Section

DASY5 Configuration:

- Probe: EX3DV4 - SN7441; ConvF(8.22, 8.22, 8.22); Calibrated: 2017/11/2;
- Sensor-Surface: 1.4mm (Mechanical Surface Detection)
- Electronics: DAE4 Sn1459; Calibrated: 2017/9/15
- Phantom: SAM (30deg probe tilt) with CRP v5.0_20150321; Type: QD000P40CD; Serial: TP:1874
- Measurement SW: DASY52, Version 52.8 (8);

Area Scan (51x101x1): Interpolated grid: dx=1.500 mm, dy=1.500 mm

Maximum value of SAR (interpolated) = 0.561 W/kg

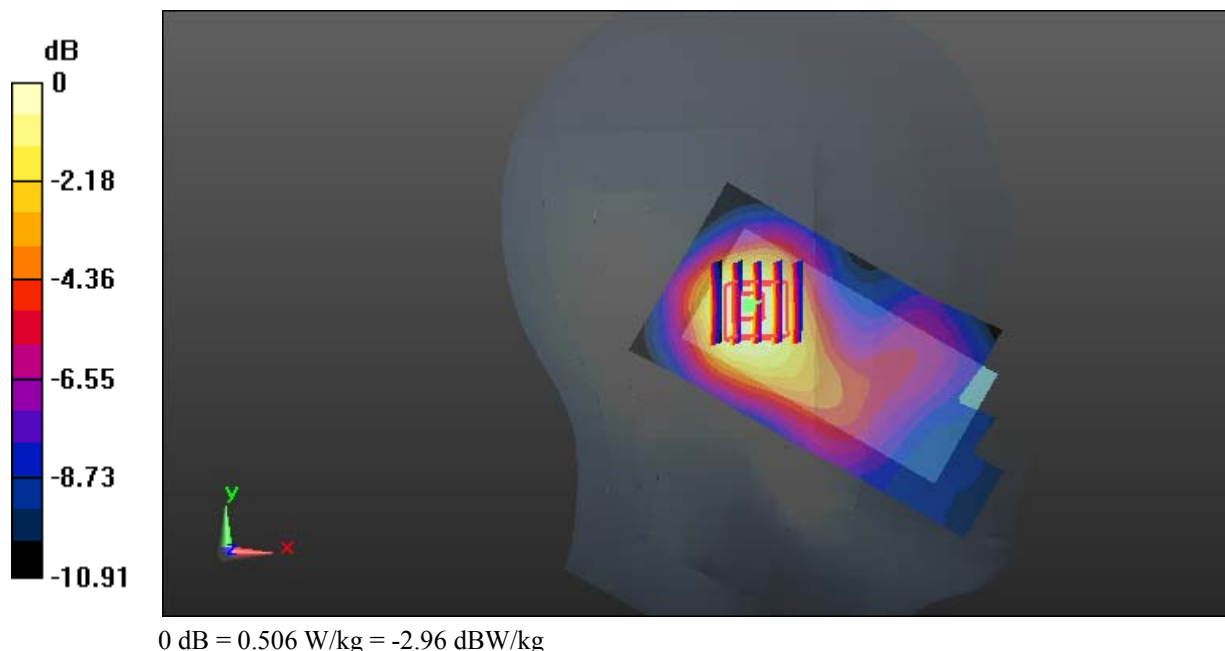
Zoom Scan (5x5x7)/Cube 0: Measurement grid: dx=8mm, dy=8mm, dz=5mm

Reference Value = 15.53 V/m; Power Drift = 0.01 dB

Peak SAR (extrapolated) = 0.558 W/kg

SAR(1 g) = 0.401 W/kg; SAR(10 g) = 0.268 W/kg

Maximum value of SAR (measured) = 0.506 W/kg



Test Plot 31#: WCDMA Band 4_Head Right Cheek_Low**DUT: 3G Smart feature Phone; Type: OWN F1313; Serial: 18011005021**

Communication System: WCDMA; Frequency: 1712.4 MHz; Duty Cycle: 1:1
Medium parameters used: $f = 1712.4$ MHz; $\sigma = 1.315$ S/m; $\epsilon_r = 41.381$; $\rho = 1000$ kg/m³ ;
Phantom section: Right Section

DASY5 Configuration:

- Probe: EX3DV4 - SN7441; ConvF(8.22, 8.22, 8.22); Calibrated: 2017/11/2;
- Sensor-Surface: 1.4mm (Mechanical Surface Detection)
- Electronics: DAE4 Sn1459; Calibrated: 2017/9/15
- Phantom: SAM (30deg probe tilt) with CRP v5.0_20150321; Type: QD000P40CD; Serial: TP:1874
- Measurement SW: DASY52, Version 52.8 (8);

Area Scan (51x101x1): Interpolated grid: dx=1.500 mm, dy=1.500 mm

Maximum value of SAR (interpolated) = 1.01 W/kg

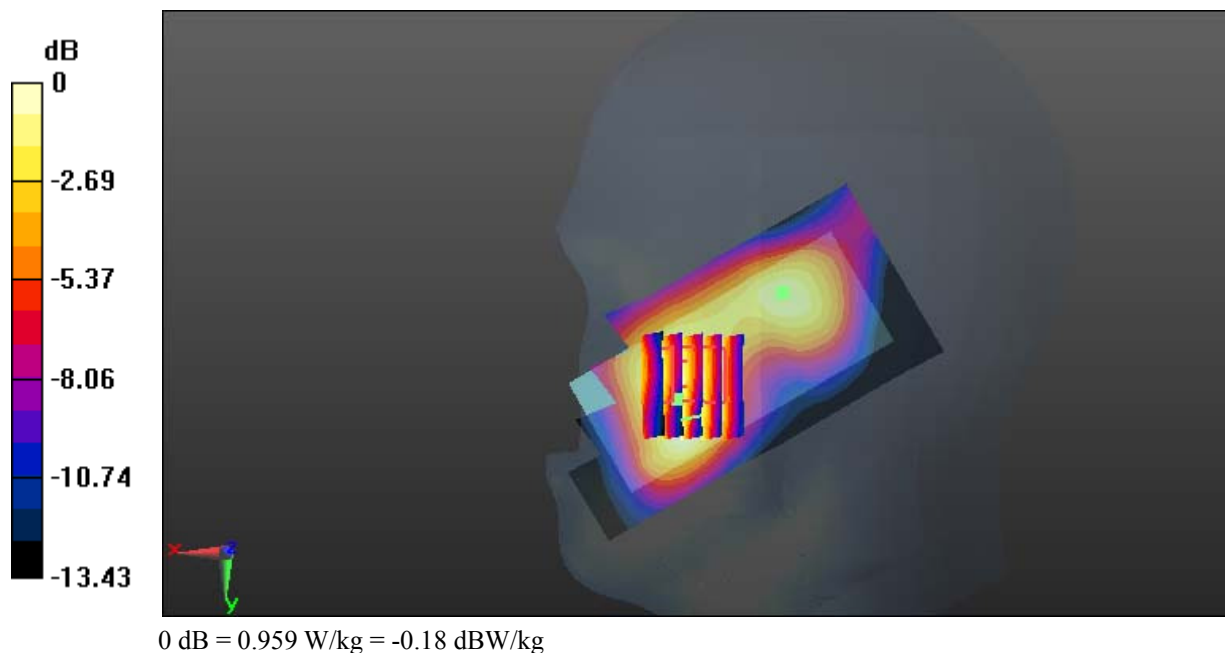
Zoom Scan (5x6x7)/Cube 0: Measurement grid: dx=8mm, dy=8mm, dz=5mm

Reference Value = 12.74 V/m; Power Drift = 0.01 dB

Peak SAR (extrapolated) = 1.13 W/kg

SAR(1 g) = 0.766 W/kg; SAR(10 g) = 0.504 W/kg

Maximum value of SAR (measured) = 0.959 W/kg



Test Plot 32#: WCDMA Band 4_Head Right Cheek_Middle**DUT: 3G Smart feature Phone; Type: OWN F1313; Serial: 18011005021**

Communication System: WCDMA; Frequency: 1732.6 MHz; Duty Cycle: 1:1
Medium parameters used: $f = 1732.6$ MHz; $\sigma = 1.339$ S/m; $\epsilon_r = 41.215$; $\rho = 1000$ kg/m³ ;
Phantom section: Right Section

DASY5 Configuration:

- Probe: EX3DV4 - SN7441; ConvF(8.22, 8.22, 8.22); Calibrated: 2017/11/2;
- Sensor-Surface: 1.4mm (Mechanical Surface Detection)
- Electronics: DAE4 Sn1459; Calibrated: 2017/9/15
- Phantom: SAM (30deg probe tilt) with CRP v5.0_20150321; Type: QD000P40CD; Serial: TP:1874
- Measurement SW: DASY52, Version 52.8 (8);

Area Scan (51x101x1): Interpolated grid: dx=1.500 mm, dy=1.500 mm

Maximum value of SAR (interpolated) = 1.15 W/kg

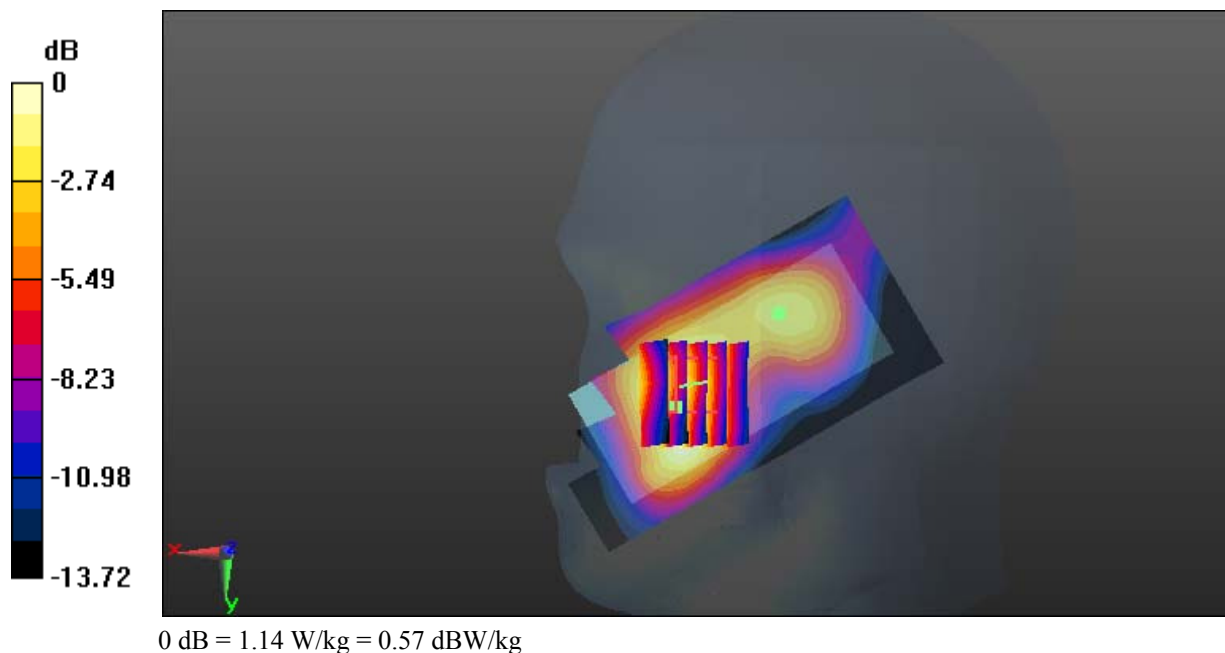
Zoom Scan (5x6x7)/Cube 0: Measurement grid: dx=8mm, dy=8mm, dz=5mm

Reference Value = 12.09 V/m; Power Drift = 0.11 dB

Peak SAR (extrapolated) = 1.27 W/kg

SAR(1 g) = 0.891 W/kg; SAR(10 g) = 0.581 W/kg

Maximum value of SAR (measured) = 1.14 W/kg



Test Plot 33#: WCDMA Band 4_Head Right Cheek_High**DUT: 3G Smart feature Phone; Type: OWN F1313; Serial: 18011005021**

Communication System: WCDMA; Frequency: 1752.6 MHz; Duty Cycle: 1:1
Medium parameters used: $f = 1752.6$ MHz; $\sigma = 1.361$ S/m; $\epsilon_r = 41.111$; $\rho = 1000$ kg/m³ ;
Phantom section: Right Section

DASY5 Configuration:

- Probe: EX3DV4 - SN7441; ConvF(8.22, 8.22, 8.22); Calibrated: 2017/11/2;
- Sensor-Surface: 1.4mm (Mechanical Surface Detection)
- Electronics: DAE4 Sn1459; Calibrated: 2017/9/15
- Phantom: SAM (30deg probe tilt) with CRP v5.0_20150321; Type: QD000P40CD; Serial: TP:1874
- Measurement SW: DASY52, Version 52.8 (8);

Area Scan (51x101x1): Interpolated grid: dx=1.500 mm, dy=1.500 mm

Maximum value of SAR (interpolated) = 1.03 W/kg

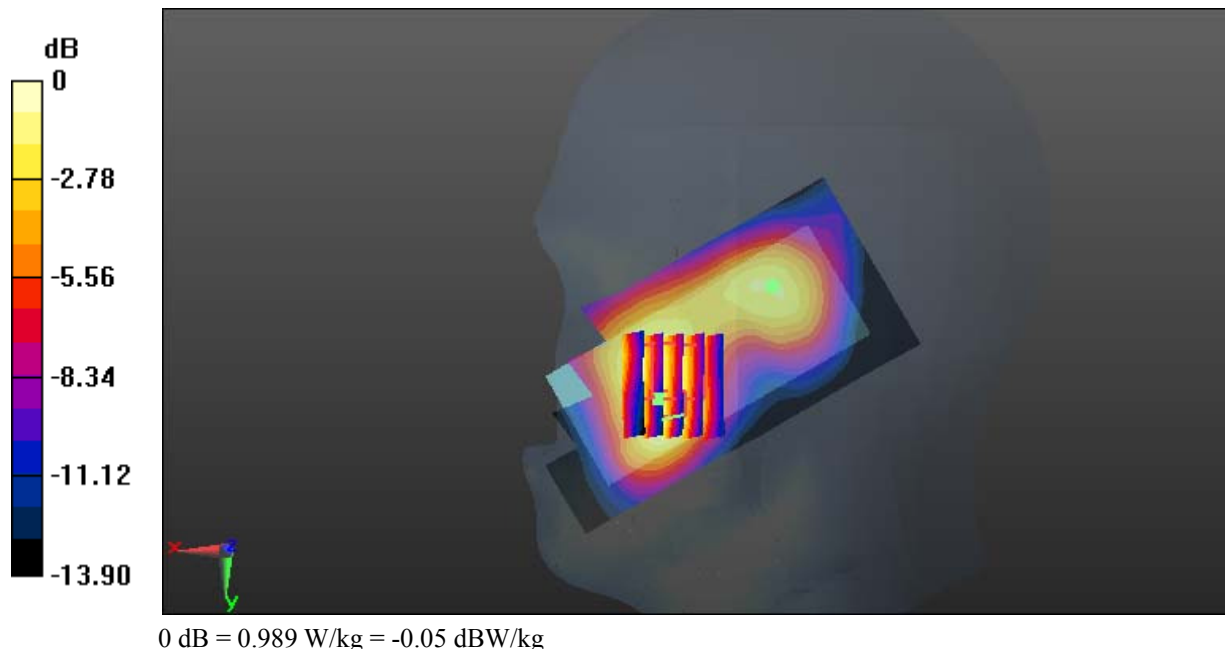
Zoom Scan (5x6x7)/Cube 0: Measurement grid: dx=8mm, dy=8mm, dz=5mm

Reference Value = 12.89 V/m; Power Drift = 0.02 dB

Peak SAR (extrapolated) = 1.17 W/kg

SAR(1 g) = 0.738 W/kg; SAR(10 g) = 0.481 W/kg

Maximum value of SAR (measured) = 0.989 W/kg



Test Plot 34#: WCDMA Band 4_Head Right Tilt_Middle**DUT: 3G Smart feature Phone; Type: OWN F1313; Serial: 18011005021**

Communication System: WCDMA; Frequency: 1732.6 MHz; Duty Cycle: 1:1
Medium parameters used: $f = 1732.6$ MHz; $\sigma = 1.339$ S/m; $\epsilon_r = 41.215$; $\rho = 1000$ kg/m³ ;
Phantom section: Right Section

DASY5 Configuration:

- Probe: EX3DV4 - SN7441; ConvF(8.22, 8.22, 8.22); Calibrated: 2017/11/2;
- Sensor-Surface: 1.4mm (Mechanical Surface Detection)
- Electronics: DAE4 Sn1459; Calibrated: 2017/9/15
- Phantom: SAM (30deg probe tilt) with CRP v5.0_20150321; Type: QD000P40CD; Serial: TP:1874
- Measurement SW: DASY52, Version 52.8 (8);

Area Scan (51x101x1): Interpolated grid: dx=1.500 mm, dy=1.500 mm

Maximum value of SAR (interpolated) = 0.672 W/kg

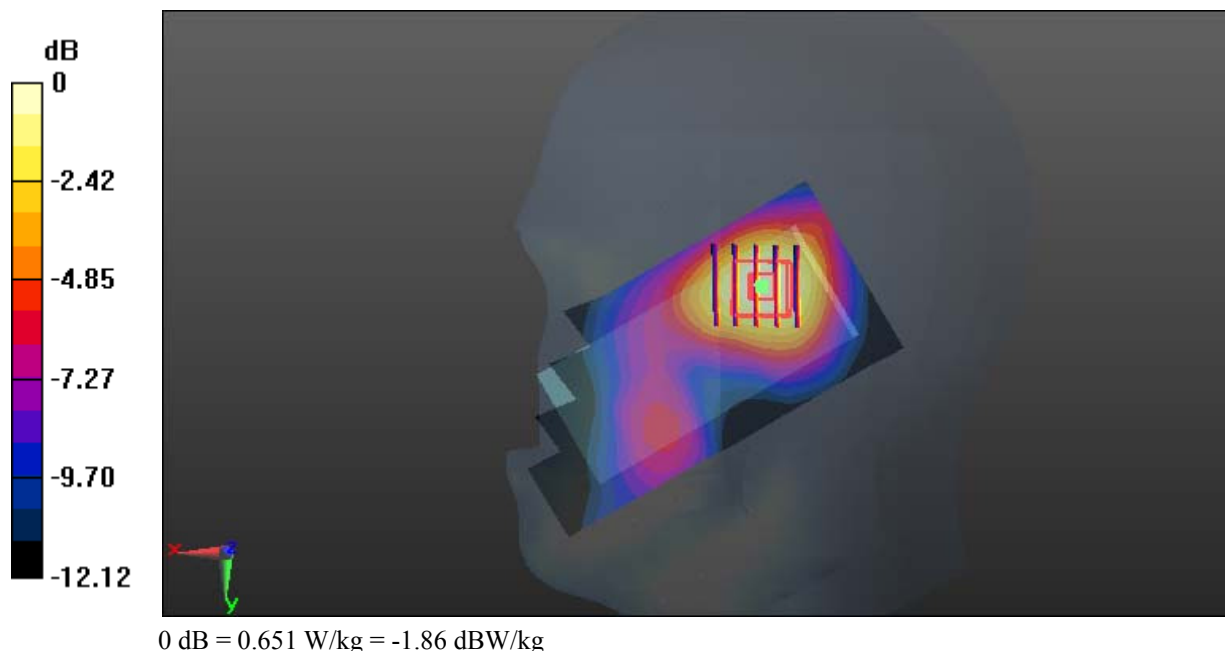
Zoom Scan (5x5x7)/Cube 0: Measurement grid: dx=8mm, dy=8mm, dz=5mm

Reference Value = 15.38 V/m; Power Drift = 0.20 dB

Peak SAR (extrapolated) = 0.724 W/kg

SAR(1 g) = 0.506 W/kg; SAR(10 g) = 0.329 W/kg

Maximum value of SAR (measured) = 0.651 W/kg



Test Plot 35#: WCDMA Band 4_Body Back_Low**DUT: 3G Smart feature Phone; Type: OWN F1313; Serial: 18011005021**

Communication System: WCDMA; Frequency: 1712.4 MHz; Duty Cycle: 1:1
Medium parameters used: $f = 1712.4$ MHz; $\sigma = 1.493$ S/m; $\epsilon_r = 53.015$; $\rho = 1000$ kg/m³ ;
Phantom section: Flat Section

DASY5 Configuration:

- Probe: EX3DV4 - SN7441; ConvF(8.04, 8.04, 8.04); Calibrated: 2017/11/2;
- Sensor-Surface: 1.4mm (Mechanical Surface Detection)
- Electronics: DAE4 Sn1459; Calibrated: 2017/9/15
- Phantom: SAM (30deg probe tilt) with CRP v5.0_20150321; Type: QD000P40CD; Serial: TP:1874
- Measurement SW: DASY52, Version 52.8 (8);

Area Scan (51x101x1): Interpolated grid: dx=1.500 mm, dy=1.500 mm

Maximum value of SAR (interpolated) = 1.53 W/kg

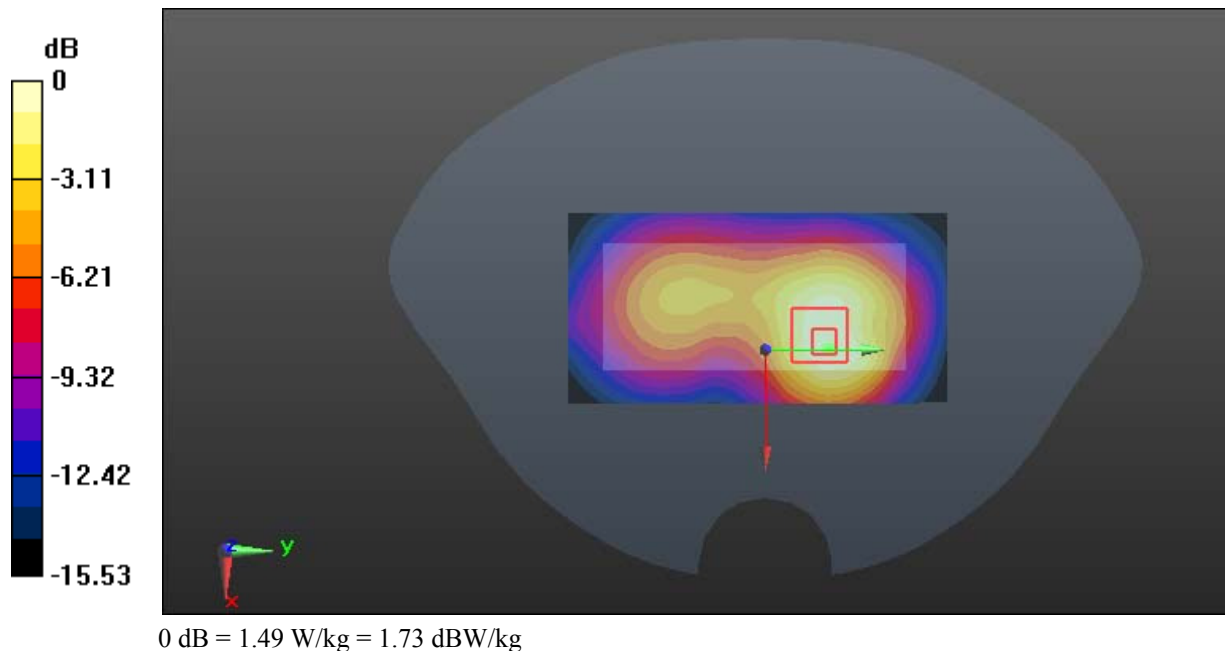
Zoom Scan (6x6x7)/Cube 0: Measurement grid: dx=8mm, dy=8mm, dz=5mm

Reference Value = 18.07 V/m; Power Drift = -0.01 dB

Peak SAR (extrapolated) = 1.85 W/kg

SAR(1 g) = 0.99 W/kg; SAR(10 g) = 0.573 W/kg

Maximum value of SAR (measured) = 1.49 W/kg



Test Plot 36#: WCDMA Band 4_Body Back_Middle**DUT: 3G Smart feature Phone; Type: OWN F1313; Serial: 18011005021**

Communication System: WCDMA; Frequency: 1732.6 MHz; Duty Cycle: 1:1
Medium parameters used: $f = 1732.6$ MHz; $\sigma = 1.497$ S/m; $\epsilon_r = 54.834$; $\rho = 1000$ kg/m³ ;
Phantom section: Flat Section

DASY5 Configuration:

- Probe: EX3DV4 - SN7441; ConvF(8.04, 8.04, 8.04); Calibrated: 2017/11/2;
- Sensor-Surface: 1.4mm (Mechanical Surface Detection)
- Electronics: DAE4 Sn1459; Calibrated: 2017/9/15
- Phantom: SAM (30deg probe tilt) with CRP v5.0_20150321; Type: QD000P40CD; Serial: TP:1874
- Measurement SW: DASY52, Version 52.8 (8);

Area Scan (51x101x1): Interpolated grid: dx=1.500 mm, dy=1.500 mm

Maximum value of SAR (interpolated) = 1.66 W/kg

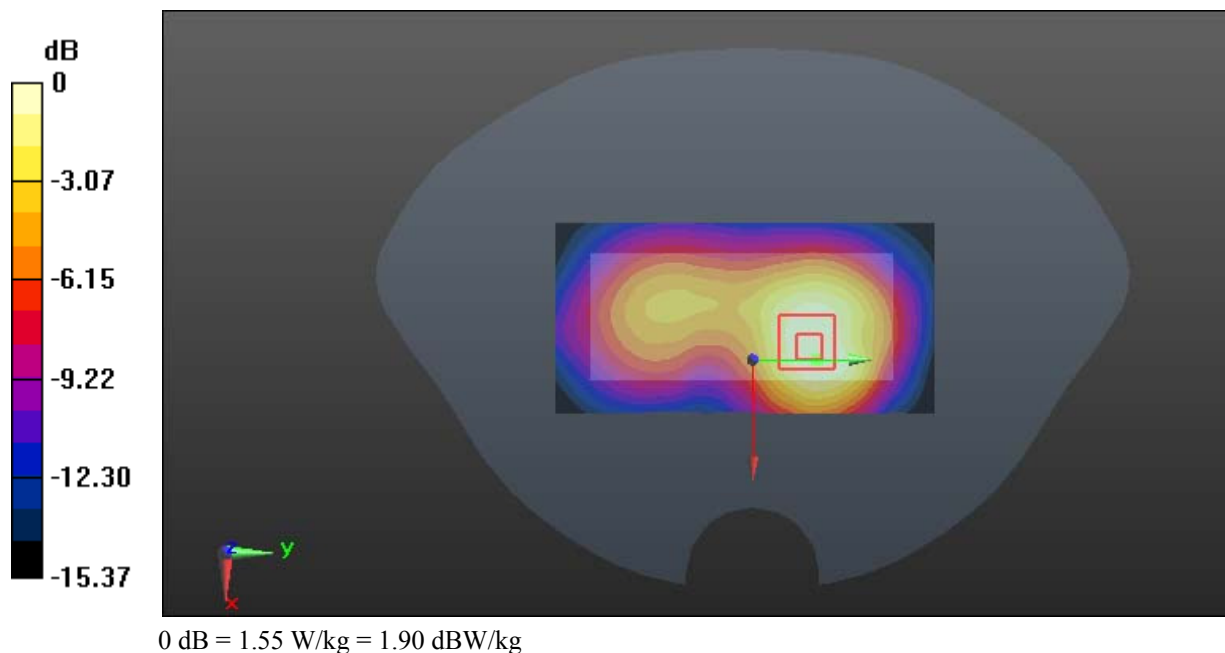
Zoom Scan (6x6x7)/Cube 0: Measurement grid: dx=8mm, dy=8mm, dz=5mm

Reference Value = 18.47 V/m; Power Drift = 0.00 dB

Peak SAR (extrapolated) = 1.91 W/kg

SAR(1 g) = 1.07 W/kg; SAR(10 g) = 0.625 W/kg

Maximum value of SAR (measured) = 1.55 W/kg



Test Plot 37#: WCDMA Band 4_Body Back_High**DUT: 3G Smart feature Phone; Type: OWN F1313; Serial: 18011005021**

Communication System: WCDMA; Frequency: 1752.6 MHz; Duty Cycle: 1:1
Medium parameters used: $f = 1752.6$ MHz; $\sigma = 1.55$ S/m; $\epsilon_r = 52.675$; $\rho = 1000$ kg/m³ ;
Phantom section: Flat Section

DASY5 Configuration:

- Probe: EX3DV4 - SN7441; ConvF(8.04, 8.04, 8.04); Calibrated: 2017/11/2;
- Sensor-Surface: 1.4mm (Mechanical Surface Detection)
- Electronics: DAE4 Sn1459; Calibrated: 2017/9/15
- Phantom: SAM (30deg probe tilt) with CRP v5.0_20150321; Type: QD000P40CD; Serial: TP:1874
- Measurement SW: DASY52, Version 52.8 (8);

Area Scan (51x101x1): Interpolated grid: dx=1.500 mm, dy=1.500 mm

Maximum value of SAR (interpolated) = 1.58 W/kg

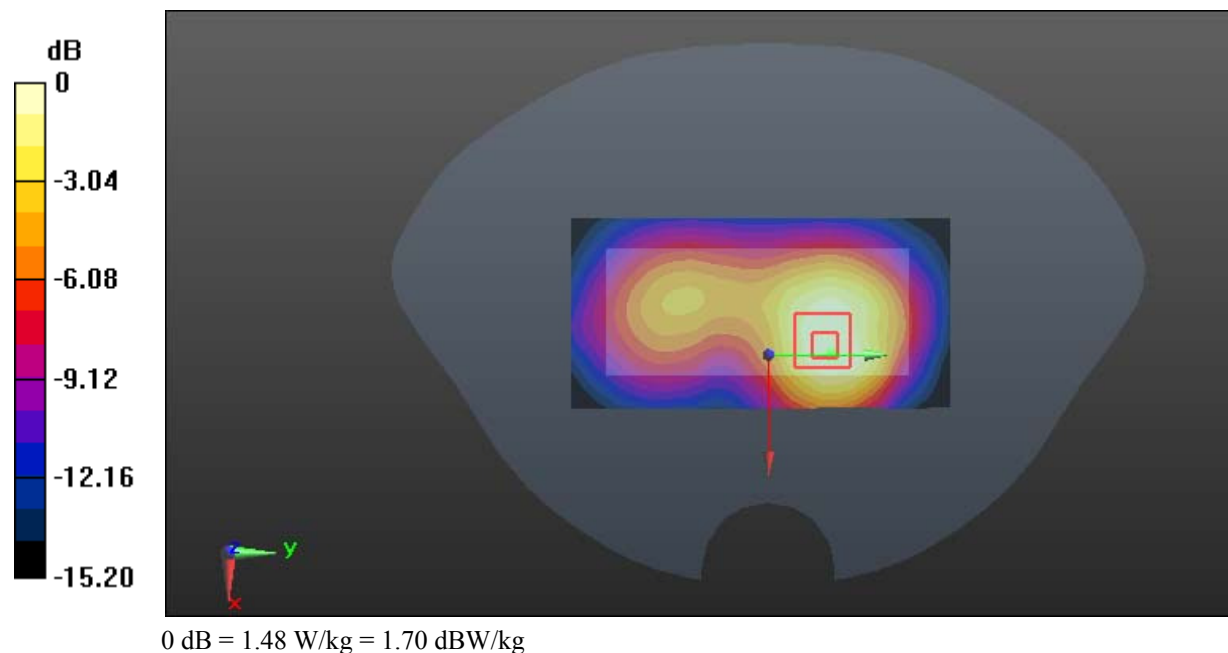
Zoom Scan (6x6x7)/Cube 0: Measurement grid: dx=8mm, dy=8mm, dz=5mm

Reference Value = 17.68 V/m; Power Drift = 0.04 dB

Peak SAR (extrapolated) = 1.82 W/kg

SAR(1 g) = 1.02 W/kg; SAR(10 g) = 0.594 W/kg

Maximum value of SAR (measured) = 1.48 W/kg



Test Plot 38#: WCDMA Band 4_Body Left_Middle**DUT: 3G Smart feature Phone; Type: OWN F1313; Serial: 18011005021**

Communication System: WCDMA; Frequency: 1732.6 MHz; Duty Cycle: 1:1
Medium parameters used: $f = 1732.6$ MHz; $\sigma = 1.497$ S/m; $\epsilon_r = 54.834$; $\rho = 1000$ kg/m³ ;
Phantom section: Flat Section

DASY5 Configuration:

- Probe: EX3DV4 - SN7441; ConvF(8.04, 8.04, 8.04); Calibrated: 2017/11/2;
- Sensor-Surface: 1.4mm (Mechanical Surface Detection)
- Electronics: DAE4 Sn1459; Calibrated: 2017/9/15
- Phantom: SAM (30deg probe tilt) with CRP v5.0_20150321; Type: QD000P40CD; Serial: TP:1874
- Measurement SW: DASY52, Version 52.8 (8);

Area Scan (41x101x1): Interpolated grid: dx=1.500 mm, dy=1.500 mm

Maximum value of SAR (interpolated) = 0.780 W/kg

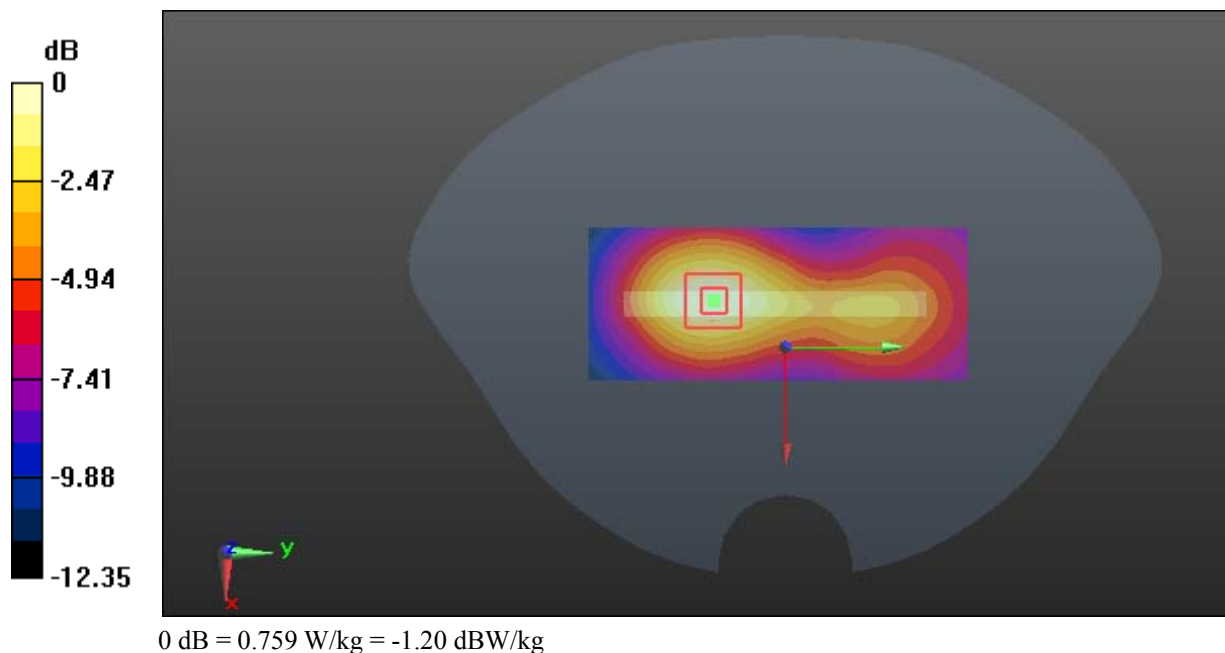
Zoom Scan (5x5x7)/Cube 0: Measurement grid: dx=8mm, dy=8mm, dz=5mm

Reference Value = 14.37 V/m; Power Drift = 0.00 dB

Peak SAR (extrapolated) = 0.891 W/kg

SAR(1 g) = 0.529 W/kg; SAR(10 g) = 0.323 W/kg

Maximum value of SAR (measured) = 0.759 W/kg



Test Plot 39#: WCDMA Band 4_Body Right_Middle**DUT: 3G Smart feature Phone; Type: OWN F1313; Serial: 18011005021**

Communication System: WCDMA; Frequency: 1732.6 MHz; Duty Cycle: 1:1
Medium parameters used: $f = 1732.6$ MHz; $\sigma = 1.497$ S/m; $\epsilon_r = 54.834$; $\rho = 1000$ kg/m³ ;
Phantom section: Flat Section

DASY5 Configuration:

- Probe: EX3DV4 - SN7441; ConvF(8.04, 8.04, 8.04); Calibrated: 2017/11/2;
- Sensor-Surface: 1.4mm (Mechanical Surface Detection)
- Electronics: DAE4 Sn1459; Calibrated: 2017/9/15
- Phantom: SAM (30deg probe tilt) with CRP v5.0_20150321; Type: QD000P40CD; Serial: TP:1874
- Measurement SW: DASY52, Version 52.8 (8);

Area Scan (41x101x1): Interpolated grid: dx=1.500 mm, dy=1.500 mm

Maximum value of SAR (interpolated) = 0.523 W/kg

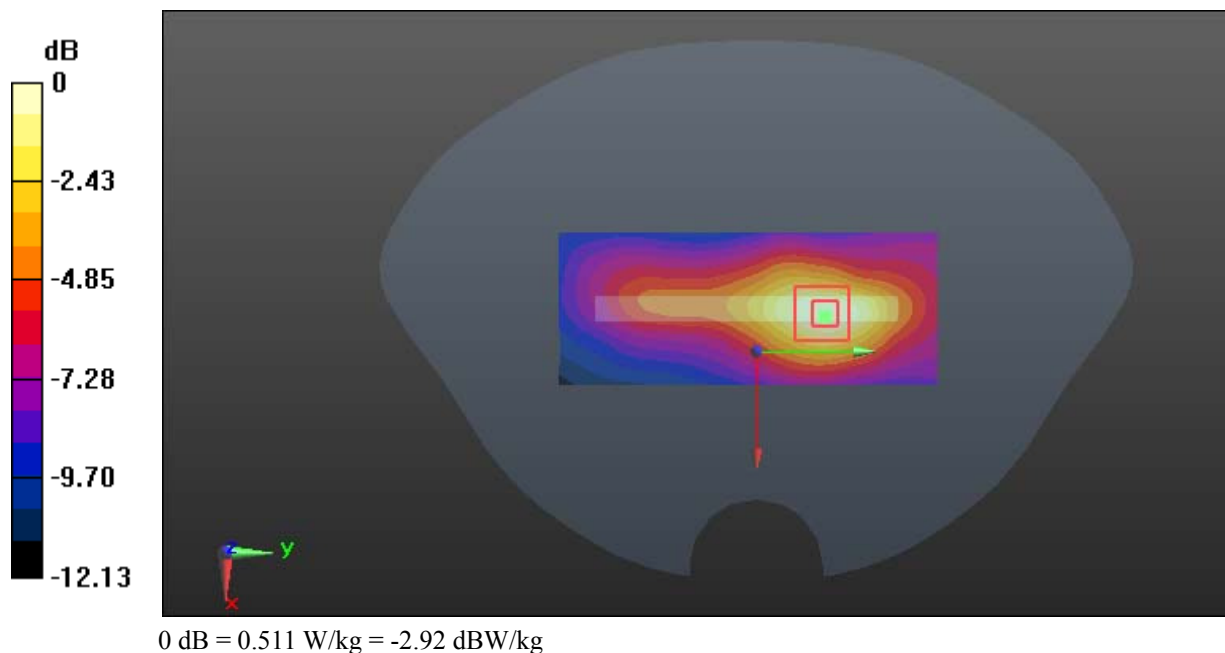
Zoom Scan (5x5x7)/Cube 0: Measurement grid: dx=8mm, dy=8mm, dz=5mm

Reference Value = 11.58 V/m; Power Drift = 0.01 dB

Peak SAR (extrapolated) = 0.607 W/kg

SAR(1 g) = 0.350 W/kg; SAR(10 g) = 0.207 W/kg

Maximum value of SAR (measured) = 0.511 W/kg



Test Plot 40#: WCDMA Band 4_Body Bottom_Middle**DUT: 3G Smart feature Phone; Type: OWN F1313; Serial: 18011005021**

Communication System: WCDMA; Frequency: 1732.6 MHz; Duty Cycle: 1:1
Medium parameters used: $f = 1732.6$ MHz; $\sigma = 1.497$ S/m; $\epsilon_r = 54.834$; $\rho = 1000$ kg/m³ ;
Phantom section: Flat Section

DASY5 Configuration:

- Probe: EX3DV4 - SN7441; ConvF(8.04, 8.04, 8.04); Calibrated: 2017/11/2;
- Sensor-Surface: 1.4mm (Mechanical Surface Detection)
- Electronics: DAE4 Sn1459; Calibrated: 2017/9/15
- Phantom: SAM (30deg probe tilt) with CRP v5.0_20150321; Type: QD000P40CD; Serial: TP:1874
- Measurement SW: DASY52, Version 52.8 (8);

Area Scan (41x61x1): Interpolated grid: dx=1.500 mm, dy=1.500 mm

Maximum value of SAR (interpolated) = 0.976 W/kg

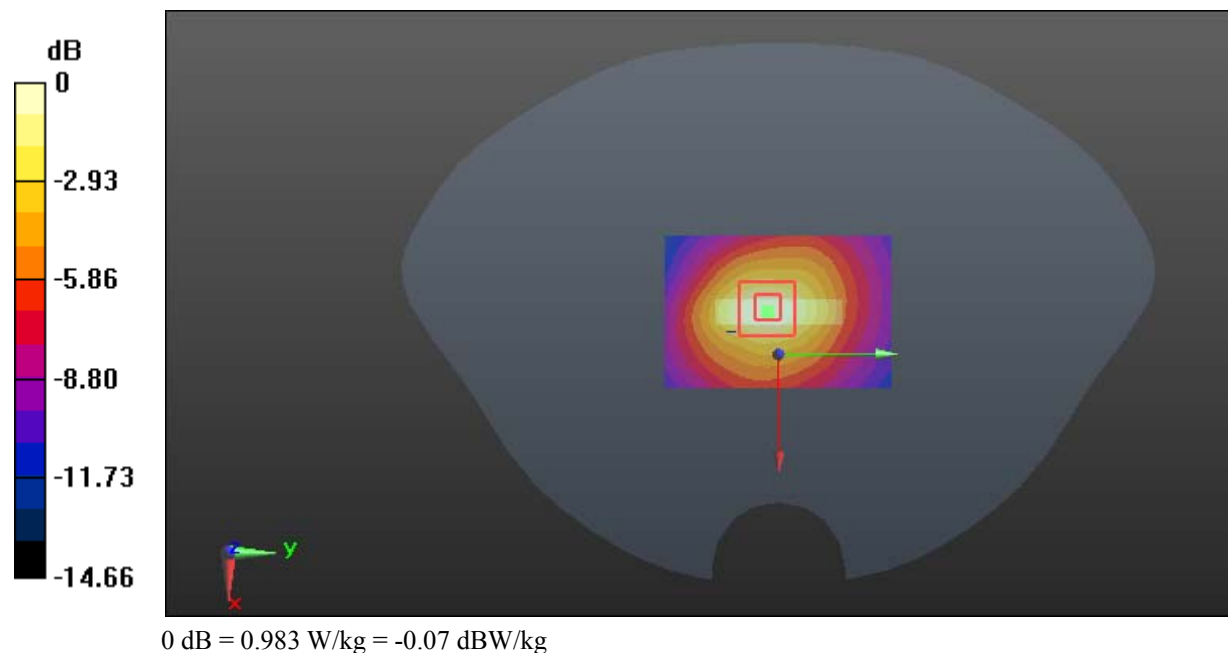
Zoom Scan (5x5x7)/Cube 0: Measurement grid: dx=8mm, dy=8mm, dz=5mm

Reference Value = 21.61 V/m; Power Drift = -0.02 dB

Peak SAR (extrapolated) = 1.16 W/kg

SAR(1 g) = 0.686 W/kg; SAR(10 g) = 0.387 W/kg

Maximum value of SAR (measured) = 0.983 W/kg



Test Plot 41#: WCDMA Band 5_Head Left Cheek_Middle**DUT: 3G Smart feature Phone; Type: OWN F1313; Serial: 18011005021**

Communication System: WCDMA; Frequency: 836.6 MHz; Duty Cycle: 1:1
Medium parameters used: $f = 836.6$ MHz; $\sigma = 0.898$ S/m; $\epsilon_r = 42.243$; $\rho = 1000$ kg/m³ ;
Phantom section: Left Section

DASY5 Configuration:

- Probe: EX3DV4 - SN7441; ConvF(9.98, 9.98, 9.98); Calibrated: 2017/11/2;
- Sensor-Surface: 1.4mm (Mechanical Surface Detection)
- Electronics: DAE4 Sn1459; Calibrated: 2017/9/15
- Phantom: SAM (30deg probe tilt) with CRP v5.0_20150321; Type: QD000P40CD; Serial: TP:1874
- Measurement SW: DASY52, Version 52.8 (8);

Area Scan (51x101x1): Interpolated grid: dx=1.500 mm, dy=1.500 mm

Maximum value of SAR (interpolated) = 0.676 W/kg

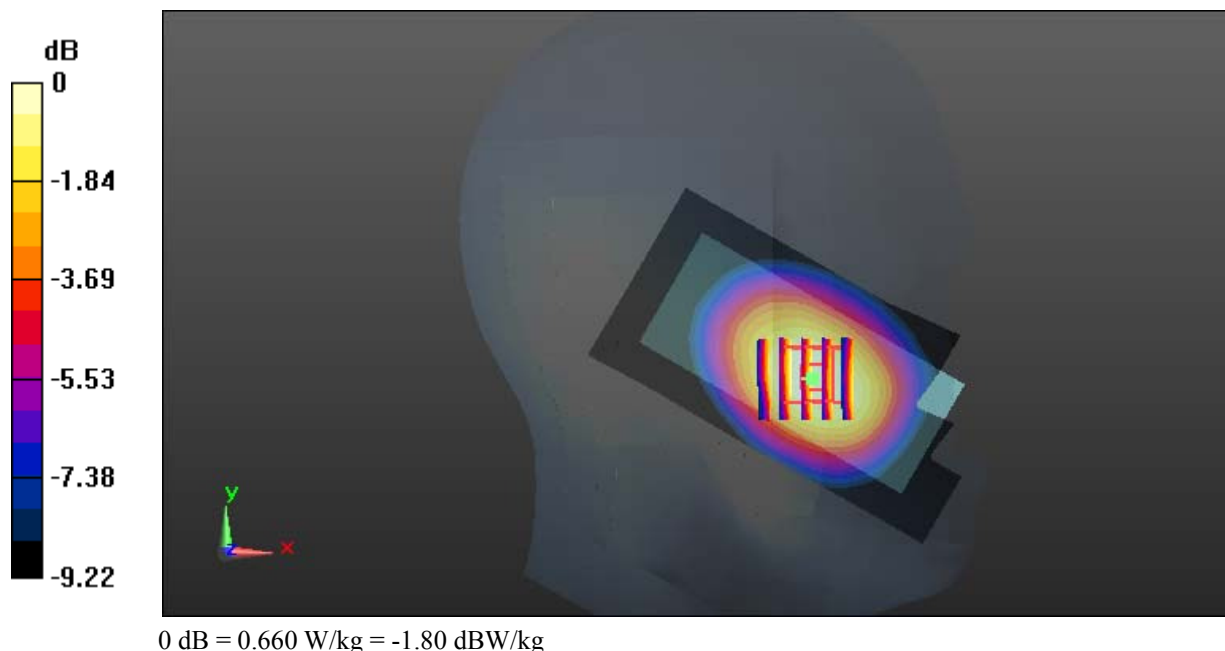
Zoom Scan (5x5x7)/Cube 0: Measurement grid: dx=8mm, dy=8mm, dz=5mm

Reference Value = 7.330 V/m; Power Drift = 0.06 dB

Peak SAR (extrapolated) = 0.718 W/kg

SAR(1 g) = 0.547 W/kg; SAR(10 g) = 0.404 W/kg

Maximum value of SAR (measured) = 0.660 W/kg



Test Plot 42#: WCDMA Band 5_Head Left Tilt_Middle**DUT: 3G Smart feature Phone; Type: OWN F1313; Serial: 18011005021**

Communication System: WCDMA; Frequency: 836.6 MHz; Duty Cycle: 1:1
Medium parameters used: $f = 836.6$ MHz; $\sigma = 0.898$ S/m; $\epsilon_r = 42.243$; $\rho = 1000$ kg/m³ ;
Phantom section: Left Section

DASY5 Configuration:

- Probe: EX3DV4 - SN7441; ConvF(9.98, 9.98, 9.98); Calibrated: 2017/11/2;
- Sensor-Surface: 1.4mm (Mechanical Surface Detection)
- Electronics: DAE4 Sn1459; Calibrated: 2017/9/15
- Phantom: SAM (30deg probe tilt) with CRP v5.0_20150321; Type: QD000P40CD; Serial: TP:1874
- Measurement SW: DASY52, Version 52.8 (8);

Area Scan (51x101x1): Interpolated grid: dx=1.500 mm, dy=1.500 mm

Maximum value of SAR (interpolated) = 0.377 W/kg

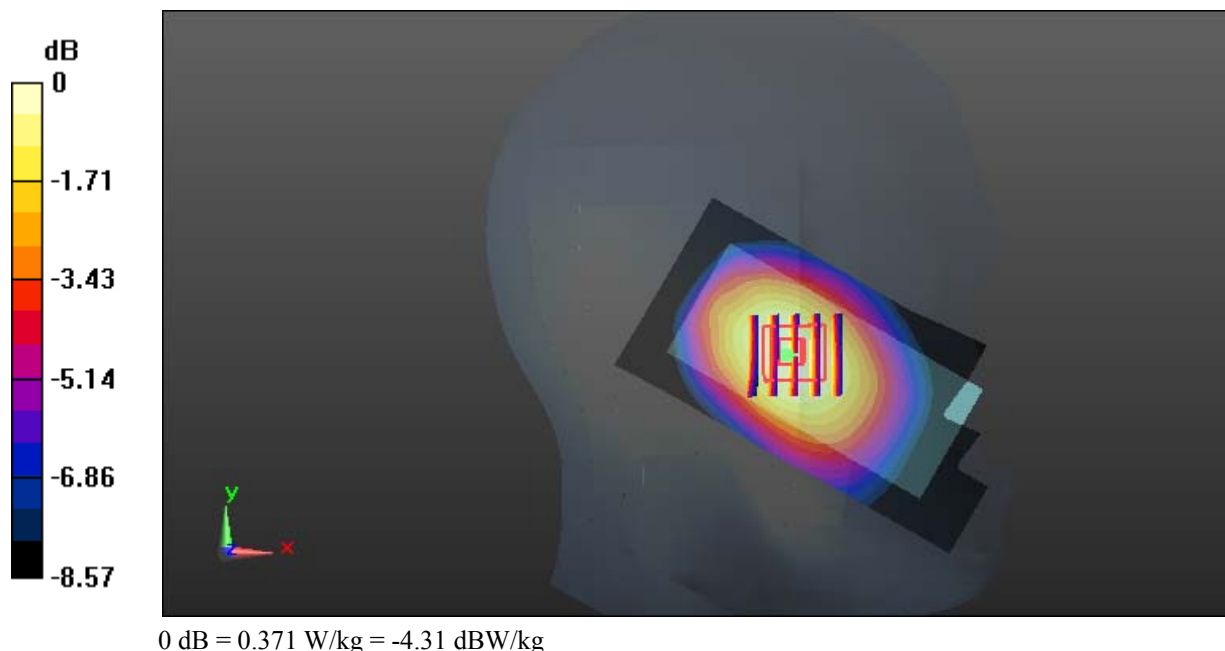
Zoom Scan (5x5x7)/Cube 0: Measurement grid: dx=8mm, dy=8mm, dz=5mm

Reference Value = 11.55 V/m; Power Drift = 0.04 dB

Peak SAR (extrapolated) = 0.406 W/kg

SAR(1 g) = 0.308 W/kg; SAR(10 g) = 0.230 W/kg

Maximum value of SAR (measured) = 0.371 W/kg



Test Plot 43#: WCDMA Band 5_Head Right Cheek_Middle**DUT: 3G Smart feature Phone; Type: OWN F1313; Serial: 18011005021**

Communication System: WCDMA; Frequency: 836.6 MHz; Duty Cycle: 1:1
Medium parameters used: $f = 836.6$ MHz; $\sigma = 0.898$ S/m; $\epsilon_r = 42.243$; $\rho = 1000$ kg/m³ ;
Phantom section: Right Section

DASY5 Configuration:

- Probe: EX3DV4 - SN7441; ConvF(9.98, 9.98, 9.98); Calibrated: 2017/11/2;
- Sensor-Surface: 1.4mm (Mechanical Surface Detection)
- Electronics: DAE4 Sn1459; Calibrated: 2017/9/15
- Phantom: SAM (30deg probe tilt) with CRP v5.0_20150321; Type: QD000P40CD; Serial: TP:1874
- Measurement SW: DASY52, Version 52.8 (8);

Area Scan (51x101x1): Interpolated grid: dx=1.500 mm, dy=1.500 mm

Maximum value of SAR (interpolated) = 0.725 W/kg

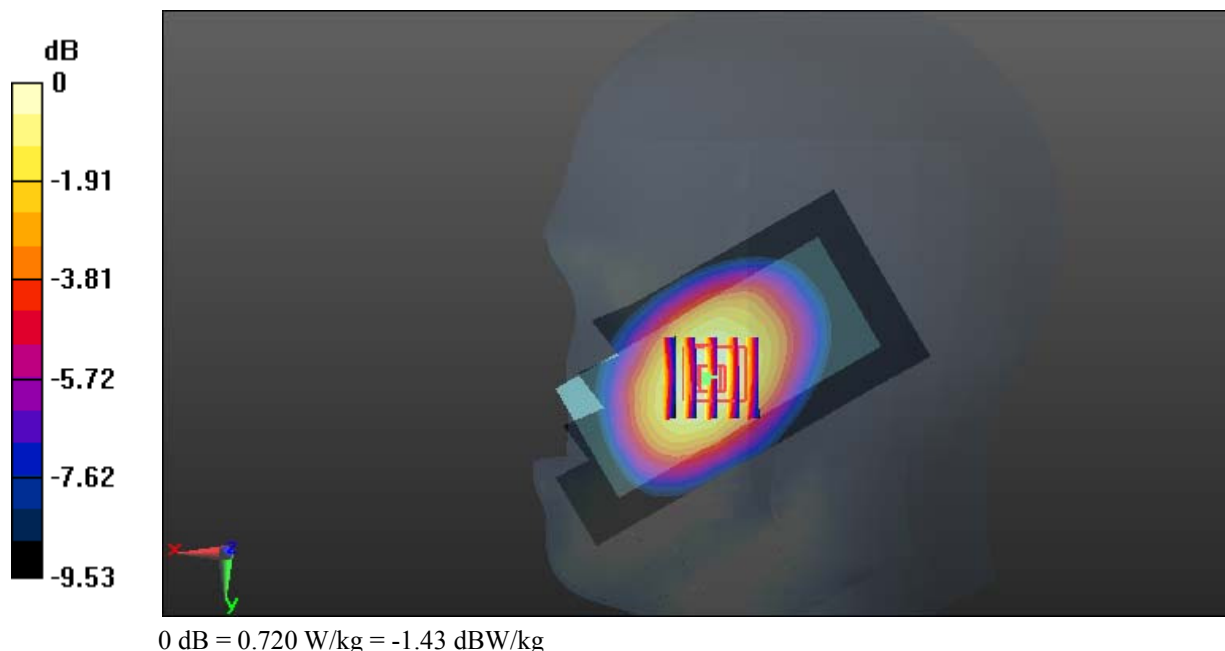
Zoom Scan (5x5x7)/Cube 0: Measurement grid: dx=8mm, dy=8mm, dz=5mm

Reference Value = 7.936 V/m; Power Drift = 0.11 dB

Peak SAR (extrapolated) = 0.791 W/kg

SAR(1 g) = 0.594 W/kg; SAR(10 g) = 0.438 W/kg

Maximum value of SAR (measured) = 0.720 W/kg



Test Plot 44#: WCDMA Band 5_Head Right Tilt_Middle**DUT: 3G Smart feature Phone; Type: OWN F1313; Serial: 18011005021**

Communication System: WCDMA; Frequency: 836.6 MHz; Duty Cycle: 1:1
Medium parameters used: $f = 836.6$ MHz; $\sigma = 0.898$ S/m; $\epsilon_r = 42.243$; $\rho = 1000$ kg/m³ ;
Phantom section: Right Section

DASY5 Configuration:

- Probe: EX3DV4 - SN7441; ConvF(9.98, 9.98, 9.98); Calibrated: 2017/11/2;
- Sensor-Surface: 1.4mm (Mechanical Surface Detection)
- Electronics: DAE4 Sn1459; Calibrated: 2017/9/15
- Phantom: SAM (30deg probe tilt) with CRP v5.0_20150321; Type: QD000P40CD; Serial: TP:1874
- Measurement SW: DASY52, Version 52.8 (8);

Area Scan (51x101x1): Interpolated grid: dx=1.500 mm, dy=1.500 mm

Maximum value of SAR (interpolated) = 0.482 W/kg

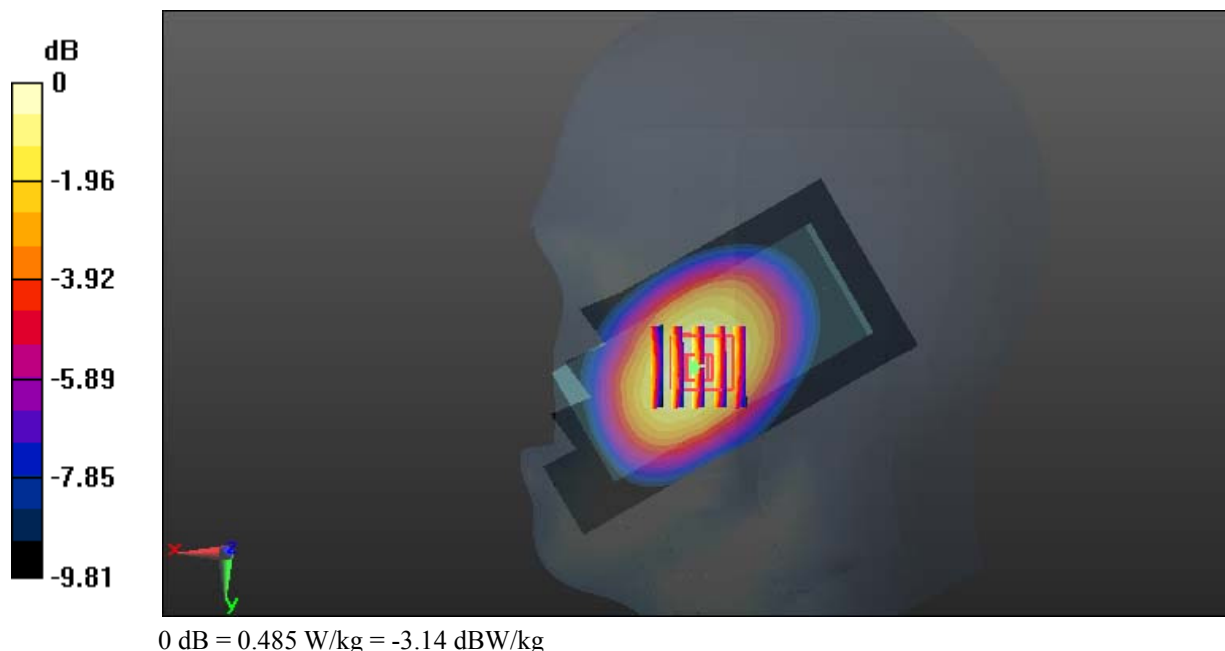
Zoom Scan (5x5x7)/Cube 0: Measurement grid: dx=8mm, dy=8mm, dz=5mm

Reference Value = 8.178 V/m; Power Drift = 0.13 dB

Peak SAR (extrapolated) = 0.659 W/kg

SAR(1 g) = 0.399 W/kg; SAR(10 g) = 0.293 W/kg

Maximum value of SAR (measured) = 0.485 W/kg



Test Plot 45#: WCDMA Band 5_Body Back_Middle**DUT: 3G Smart feature Phone; Type: OWN F1313; Serial: 18011005021**

Communication System: WCDMA; Frequency: 836.6 MHz; Duty Cycle: 1:1
Medium parameters used: $f = 836.6$ MHz; $\sigma = 0.983$ S/m; $\epsilon_r = 55.302$; $\rho = 1000$ kg/m³ ;
Phantom section: Flat Section

DASY5 Configuration:

- Probe: EX3DV4 - SN7441; ConvF(9.95, 9.95, 9.95); Calibrated: 2017/11/2;
- Sensor-Surface: 1.4mm (Mechanical Surface Detection)
- Electronics: DAE4 Sn1459; Calibrated: 2017/9/15
- Phantom: SAM (30deg probe tilt) with CRP v5.0_20150321; Type: QD000P40CD; Serial: TP:1874
- Measurement SW: DASY52, Version 52.8 (8);

Area Scan (51x101x1): Interpolated grid: dx=1.500 mm, dy=1.500 mm

Maximum value of SAR (interpolated) = 0.794 W/kg

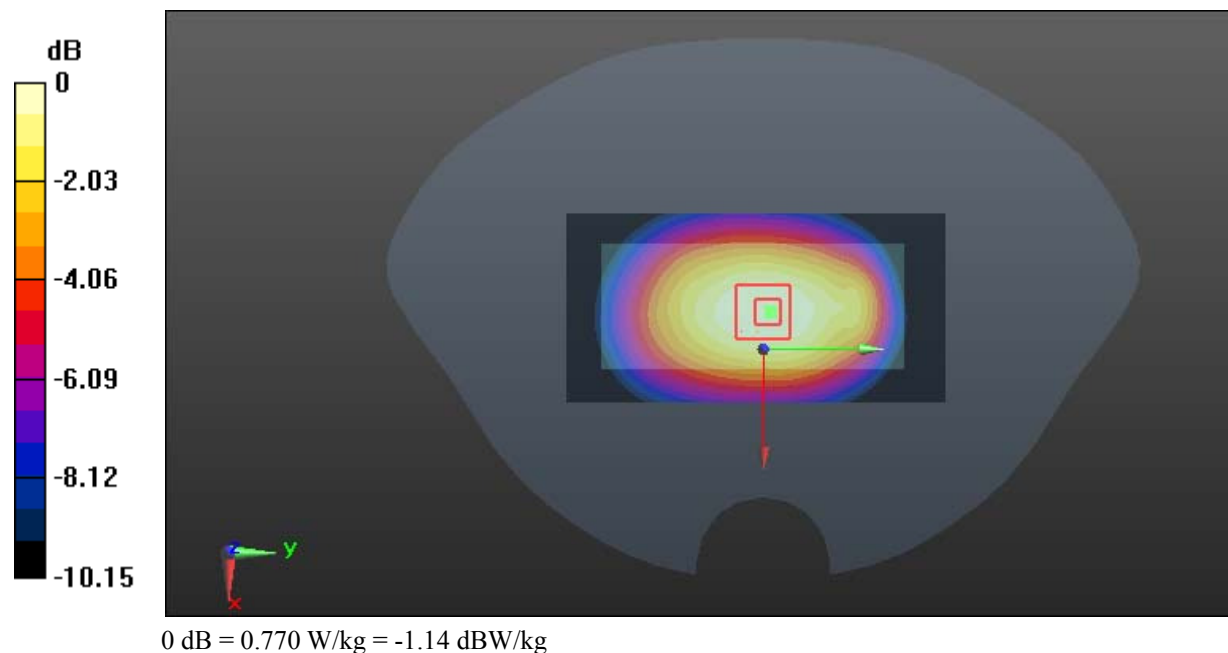
Zoom Scan (5x6x7)/Cube 0: Measurement grid: dx=8mm, dy=8mm, dz=5mm

Reference Value = 25.80 V/m; Power Drift = 0.01 dB

Peak SAR (extrapolated) = 0.864 W/kg

SAR(1 g) = 0.617 W/kg; SAR(10 g) = 0.442 W/kg

Maximum value of SAR (measured) = 0.770 W/kg



Test Plot 46#: WCDMA Band 5_Body Left_Middle**DUT: 3G Smart feature Phone; Type: OWN F1313; Serial: 18011005021**

Communication System: WCDMA; Frequency: 836.6 MHz; Duty Cycle: 1:1
Medium parameters used: $f = 836.6$ MHz; $\sigma = 0.983$ S/m; $\epsilon_r = 55.302$; $\rho = 1000$ kg/m³ ;
Phantom section: Flat Section

DASY5 Configuration:

- Probe: EX3DV4 - SN7441; ConvF(9.95, 9.95, 9.95); Calibrated: 2017/11/2;
- Sensor-Surface: 1.4mm (Mechanical Surface Detection)
- Electronics: DAE4 Sn1459; Calibrated: 2017/9/15
- Phantom: SAM (30deg probe tilt) with CRP v5.0_20150321; Type: QD000P40CD; Serial: TP:1874
- Measurement SW: DASY52, Version 52.8 (8);

Area Scan (51x101x1): Interpolated grid: dx=1.500 mm, dy=1.500 mm

Maximum value of SAR (interpolated) = 0.520 W/kg

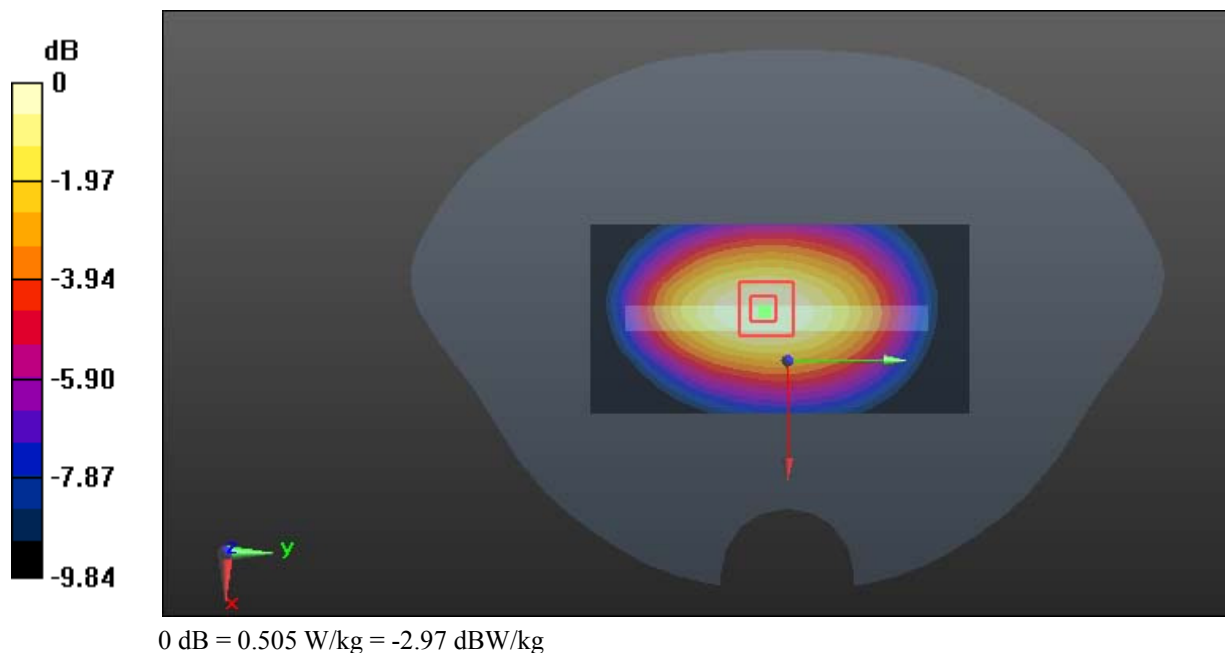
Zoom Scan (5x6x7)/Cube 0: Measurement grid: dx=8mm, dy=8mm, dz=5mm

Reference Value = 20.22 V/m; Power Drift = -0.01 dB

Peak SAR (extrapolated) = 0.570 W/kg

SAR(1 g) = 0.390 W/kg; SAR(10 g) = 0.273 W/kg

Maximum value of SAR (measured) = 0.505 W/kg



Test Plot 47#: WCDMA Band 5_Body Right_Middle**DUT: 3G Smart feature Phone; Type: OWN F1313; Serial: 18011005021**

Communication System: WCDMA; Frequency: 836.6 MHz; Duty Cycle: 1:1
Medium parameters used: $f = 836.6$ MHz; $\sigma = 0.983$ S/m; $\epsilon_r = 55.302$; $\rho = 1000$ kg/m³ ;
Phantom section: Flat Section

DASY5 Configuration:

- Probe: EX3DV4 - SN7441; ConvF(9.95, 9.95, 9.95); Calibrated: 2017/11/2;
- Sensor-Surface: 1.4mm (Mechanical Surface Detection)
- Electronics: DAE4 Sn1459; Calibrated: 2017/9/15
- Phantom: SAM (30deg probe tilt) with CRP v5.0_20150321; Type: QD000P40CD; Serial: TP:1874
- Measurement SW: DASY52, Version 52.8 (8);

Area Scan (51x101x1): Interpolated grid: dx=1.500 mm, dy=1.500 mm

Maximum value of SAR (interpolated) = 0.297 W/kg

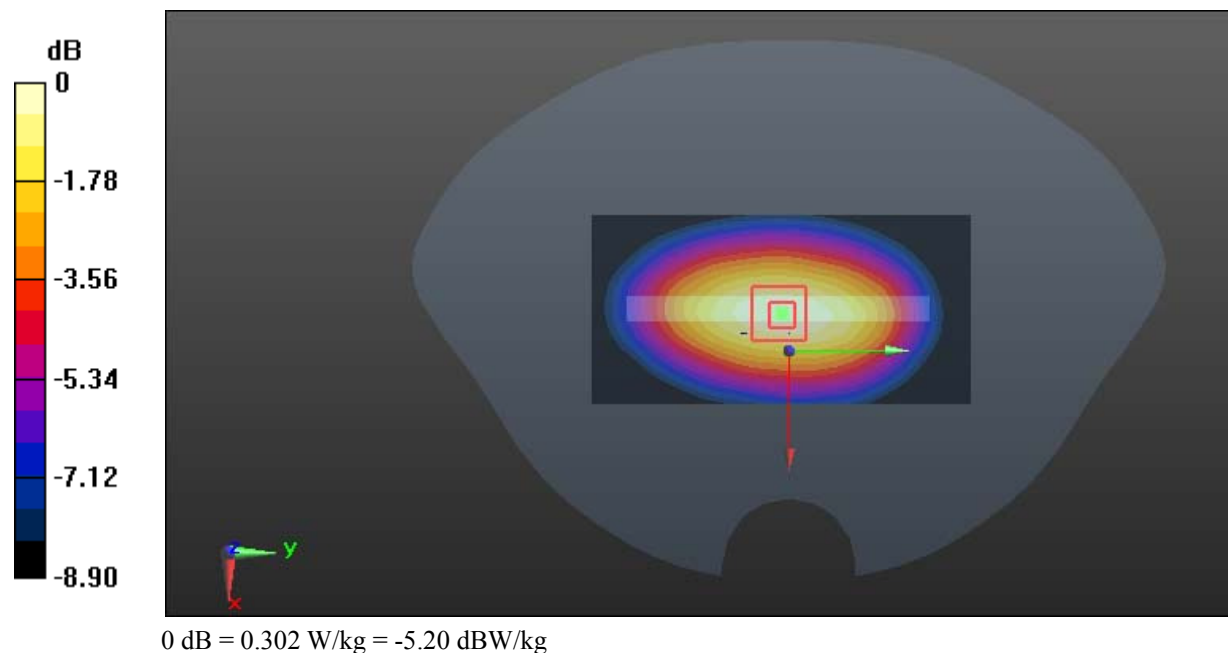
Zoom Scan (5x5x7)/Cube 0: Measurement grid: dx=8mm, dy=8mm, dz=5mm

Reference Value = 15.82 V/m; Power Drift = -0.00 dB

Peak SAR (extrapolated) = 0.342 W/kg

SAR(1 g) = 0.234 W/kg; SAR(10 g) = 0.163 W/kg

Maximum value of SAR (measured) = 0.302 W/kg



Test Plot 48#: WCDMA Band 5_Body Bottom_Middle**DUT: 3G Smart feature Phone; Type: OWN F1313; Serial: 18011005021**

Communication System: WCDMA; Frequency: 836.6 MHz; Duty Cycle: 1:1
Medium parameters used: $f = 836.6$ MHz; $\sigma = 0.983$ S/m; $\epsilon_r = 55.302$; $\rho = 1000$ kg/m³ ;
Phantom section: Flat Section

DASY5 Configuration:

- Probe: EX3DV4 - SN7441; ConvF(9.95, 9.95, 9.95); Calibrated: 2017/11/2;
- Sensor-Surface: 1.4mm (Mechanical Surface Detection)
- Electronics: DAE4 Sn1459; Calibrated: 2017/9/15
- Phantom: SAM (30deg probe tilt) with CRP v5.0_20150321; Type: QD000P40CD; Serial: TP:1874
- Measurement SW: DASY52, Version 52.8 (8);

Area Scan (51x61x1): Interpolated grid: dx=1.500 mm, dy=1.500 mm

Maximum value of SAR (interpolated) = 0.277 W/kg

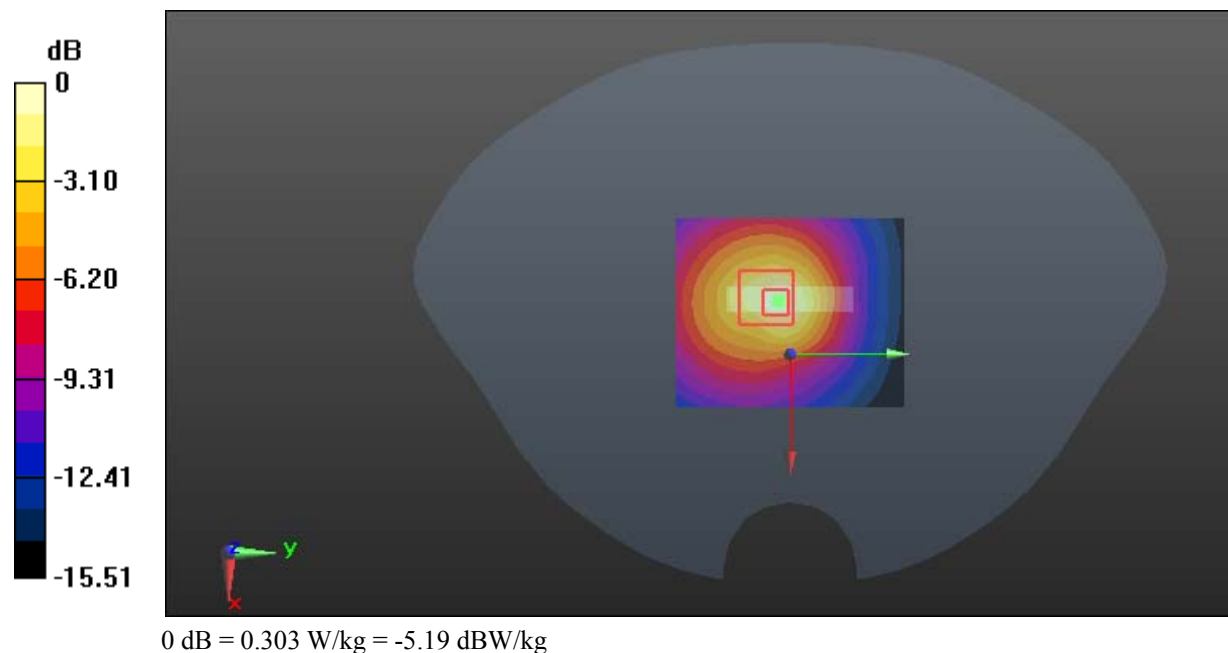
Zoom Scan (6x6x7)/Cube 0: Measurement grid: dx=8mm, dy=8mm, dz=5mm

Reference Value = 12.32 V/m; Power Drift = 0.06 dB

Peak SAR (extrapolated) = 0.443 W/kg

SAR(1 g) = 0.169 W/kg; SAR(10 g) = 0.094 W/kg

Maximum value of SAR (measured) = 0.303 W/kg



Test Plot 49#: WLAN 2.4G Mode B_Head Left Cheek_Middle**DUT: 3G Smart feature Phone; Type: OWN F1313; Serial: 18011005021**

Communication System: IEEE 802.11b WiFi 2.4 GHz; Frequency: 2437 MHz; Duty Cycle: 1:1

Medium parameters used: $f = 2437$ MHz; $\sigma = 1.795$ S/m; $\epsilon_r = 40.205$; $\rho = 1000$ kg/m³

Phantom section: Left Section

DASY5 Configuration:

- Probe: EX3DV4 - SN7441; ConvF(7.34, 7.34, 7.34); Calibrated: 2017/11/2;
- Sensor-Surface: 1.4mm (Mechanical Surface Detection)
- Electronics: DAE4 Sn1459; Calibrated: 2017/9/15
- Phantom: SAM (30deg probe tilt) with CRP v5.0_20150321; Type: QD000P40CD; Serial: TP:1874
- Measurement SW: DASY52, Version 52.8 (8);

Area Scan (61x121x1): Interpolated grid: dx=1.200 mm, dy=1.200 mm

Maximum value of SAR (interpolated) = 0.552 W/kg

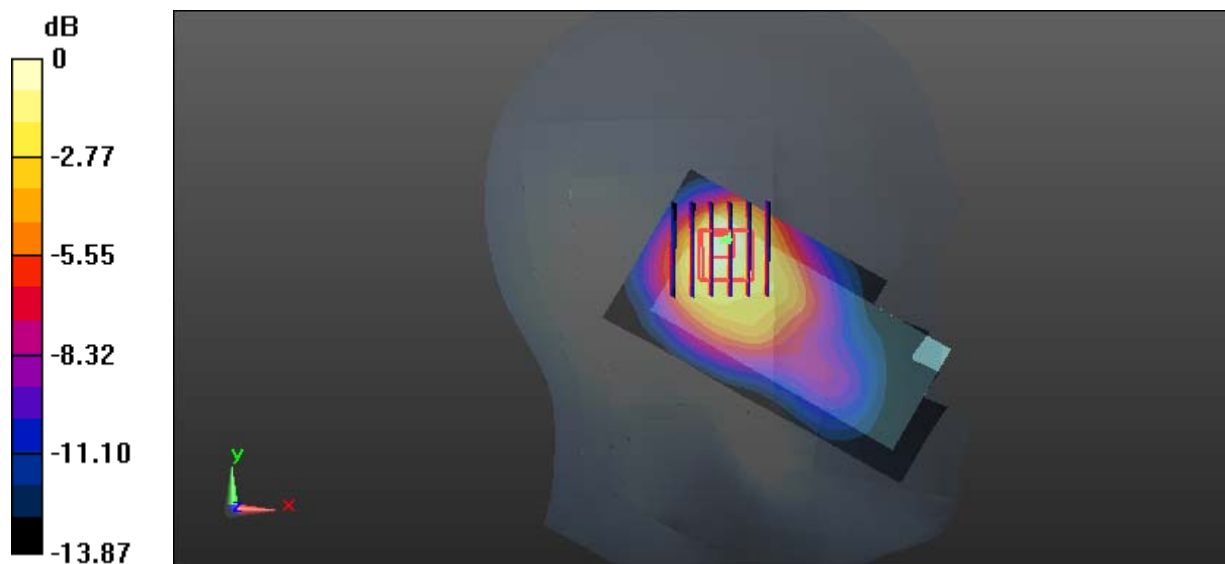
Zoom Scan (6x6x7)/Cube 0: Measurement grid: dx=8mm, dy=8mm, dz=5mm

Reference Value = 11.73 V/m; Power Drift = -0.03 dB

Peak SAR (extrapolated) = 0.645 W/kg

SAR(1 g) = 0.347 W/kg; SAR(10 g) = 0.191 W/kg

Maximum value of SAR (measured) = 0.523 W/kg



0 dB = 0.523 W/kg = -2.81 dBW/kg

Test Plot 50#: WLAN 2.4G Mode B_Head Left Tilt_Middle**DUT: 3G Smart feature Phone; Type: OWN F1313; Serial: 18011005021**

Communication System: IEEE 802.11b WiFi 2.4 GHz; Frequency: 2437 MHz; Duty Cycle: 1:1

Medium parameters used: $f = 2437$ MHz; $\sigma = 1.795$ S/m; $\epsilon_r = 40.205$; $\rho = 1000$ kg/m³

Phantom section: Left Section

DASY5 Configuration:

- Probe: EX3DV4 - SN7441; ConvF(7.34, 7.34, 7.34); Calibrated: 2017/11/2;
- Sensor-Surface: 1.4mm (Mechanical Surface Detection)
- Electronics: DAE4 Sn1459; Calibrated: 2017/9/15
- Phantom: SAM (30deg probe tilt) with CRP v5.0_20150321; Type: QD000P40CD; Serial: TP:1874
- Measurement SW: DASY52, Version 52.8 (8);

Area Scan (61x121x1): Interpolated grid: dx=1.200 mm, dy=1.200 mm

Maximum value of SAR (interpolated) = 0.510 W/kg

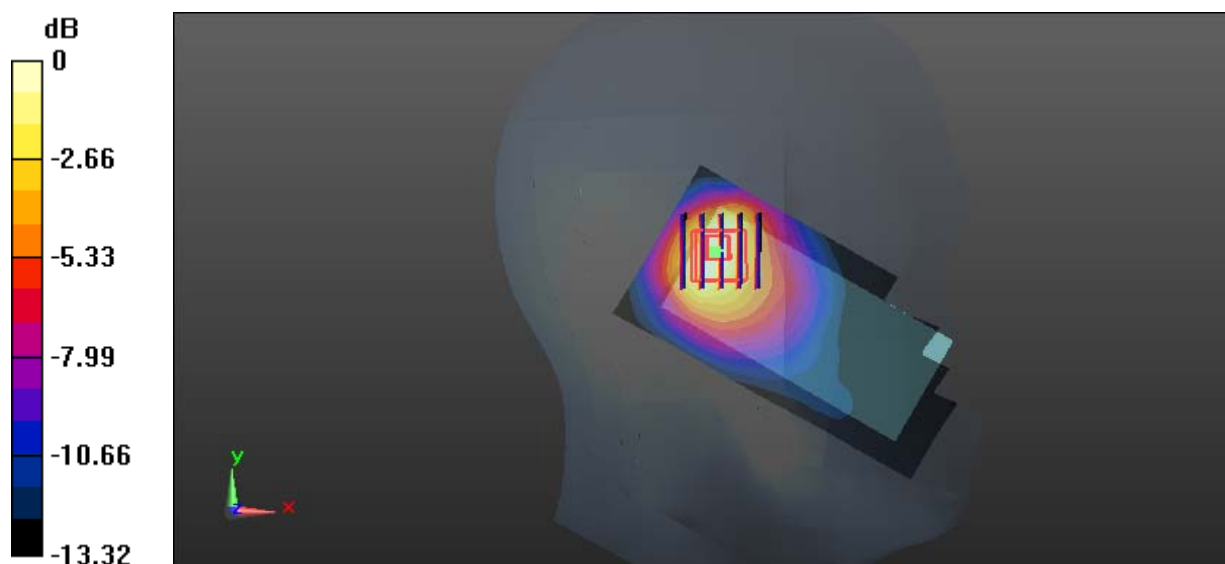
Zoom Scan (5x5x7)/Cube 0: Measurement grid: dx=8mm, dy=8mm, dz=5mm

Reference Value = 13.59 V/m; Power Drift = -0.16 dB

Peak SAR (extrapolated) = 0.601 W/kg

SAR(1 g) = 0.328 W/kg; SAR(10 g) = 0.179 W/kg

Maximum value of SAR (measured) = 0.469 W/kg



0 dB = 0.469 W/kg = -3.29 dBW/kg

Test Plot 51#: WLAN 2.4G Mode B_Head Right Cheek_Middle**DUT: 3G Smart feature Phone; Type: OWN F1313; Serial: 18011005021**

Communication System: IEEE 802.11b WiFi 2.4 GHz; Frequency: 2437 MHz; Duty Cycle: 1:1

Medium parameters used: $f = 2437$ MHz; $\sigma = 1.795$ S/m; $\epsilon_r = 40.205$; $\rho = 1000$ kg/m³

Phantom section: Right Section

DASY5 Configuration:

- Probe: EX3DV4 - SN7441; ConvF(7.34, 7.34, 7.34); Calibrated: 2017/11/2;
- Sensor-Surface: 1.4mm (Mechanical Surface Detection)
- Electronics: DAE4 Sn1459; Calibrated: 2017/9/15
- Phantom: SAM (30deg probe tilt) with CRP v5.0_20150321; Type: QD000P40CD; Serial: TP:1874
- Measurement SW: DASY52, Version 52.8 (8);

Area Scan (61x121x1): Interpolated grid: dx=1.200 mm, dy=1.200 mm

Maximum value of SAR (interpolated) = 0.555 W/kg

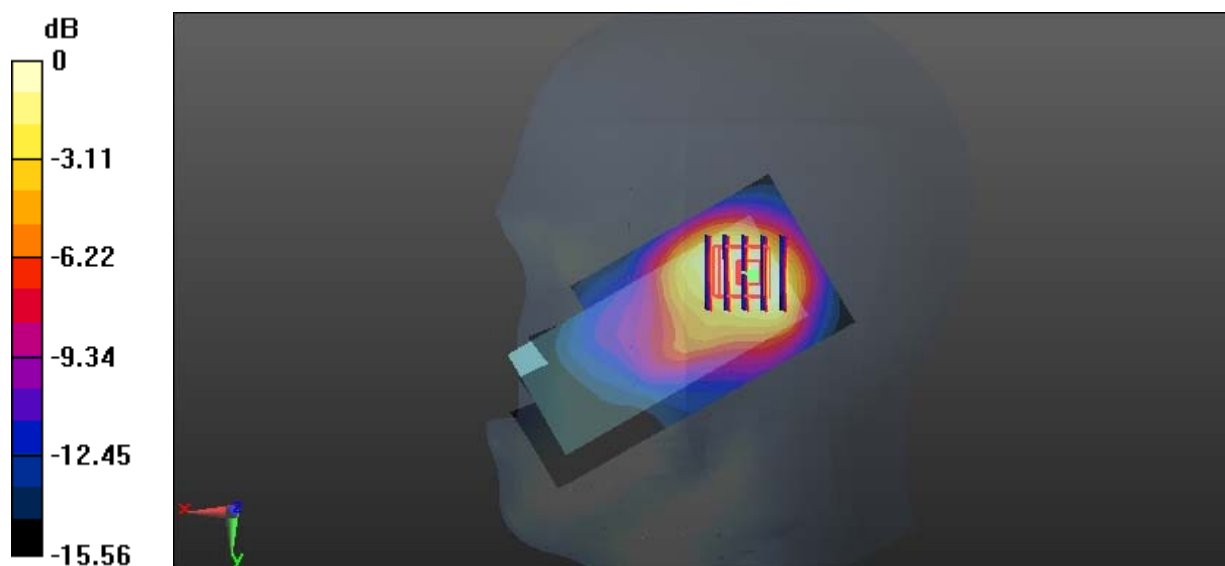
Zoom Scan (5x5x7)/Cube 0: Measurement grid: dx=8mm, dy=8mm, dz=5mm

Reference Value = 14.11 V/m; Power Drift = 0.02 dB

Peak SAR (extrapolated) = 0.656 W/kg

SAR(1 g) = 0.348 W/kg; SAR(10 g) = 0.191 W/kg

Maximum value of SAR (measured) = 0.521 W/kg



0 dB = 0.521 W/kg = -2.83 dBW/kg

Test Plot 52#: WLAN 2.4G Mode B_Head Right Tilt_Middle**DUT: 3G Smart feature Phone; Type: OWN F1313; Serial: 18011005021**

Communication System: IEEE 802.11b WiFi 2.4 GHz; Frequency: 2437 MHz; Duty Cycle: 1:1

Medium parameters used: $f = 2437$ MHz; $\sigma = 1.795$ S/m; $\epsilon_r = 40.205$; $\rho = 1000$ kg/m³

Phantom section: Right Section

DASY5 Configuration:

- Probe: EX3DV4 - SN7441; ConvF(7.34, 7.34, 7.34); Calibrated: 2017/11/2;
- Sensor-Surface: 1.4mm (Mechanical Surface Detection)
- Electronics: DAE4 Sn1459; Calibrated: 2017/9/15
- Phantom: SAM (30deg probe tilt) with CRP v5.0_20150321; Type: QD000P40CD; Serial: TP:1874
- Measurement SW: DASY52, Version 52.8 (8);

Area Scan (61x121x1): Interpolated grid: dx=1.200 mm, dy=1.200 mm

Maximum value of SAR (interpolated) = 0.457 W/kg

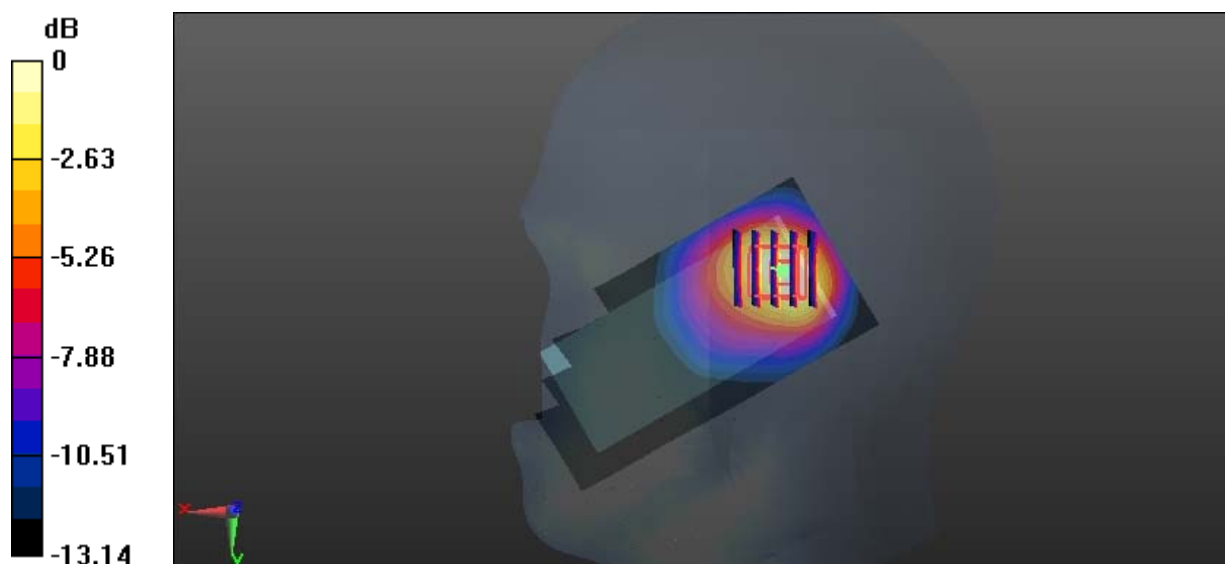
Zoom Scan (5x5x7)/Cube 0: Measurement grid: dx=8mm, dy=8mm, dz=5mm

Reference Value = 13.85 V/m; Power Drift = 0.09 dB

Peak SAR (extrapolated) = 0.555 W/kg

SAR(1 g) = 0.313 W/kg; SAR(10 g) = 0.173 W/kg

Maximum value of SAR (measured) = 0.446 W/kg



0 dB = 0.446 W/kg = -3.51 dBW/kg

Test Plot 53#: WLAN 2.4G Mode B_Body Back_Middle**DUT: 3G Smart feature Phone; Type: OWN F1313; Serial: 18011005021**

Communication System: IEEE 802.11b WiFi 2.4 GHz; Frequency: 2437 MHz; Duty Cycle: 1:1

Medium parameters used: $f = 2437$ MHz; $\sigma = 1.958$ S/m; $\epsilon_r = 54.401$; $\rho = 1000$ kg/m³

Phantom section: Flat Section

DASY5 Configuration:

- Probe: EX3DV4 - SN7441; ConvF(7.4, 7.4, 7.4); Calibrated: 2017/11/2;
- Sensor-Surface: 1.4mm (Mechanical Surface Detection)
- Electronics: DAE4 Sn1459; Calibrated: 2017/9/15
- Phantom: SAM (30deg probe tilt) with CRP v5.0_20150321; Type: QD000P40CD; Serial: TP:1874
- Measurement SW: DASY52, Version 52.8 (8);

Area Scan (61x121x1): Interpolated grid: dx=1.200 mm, dy=1.200 mm

Maximum value of SAR (interpolated) = 0.174 W/kg

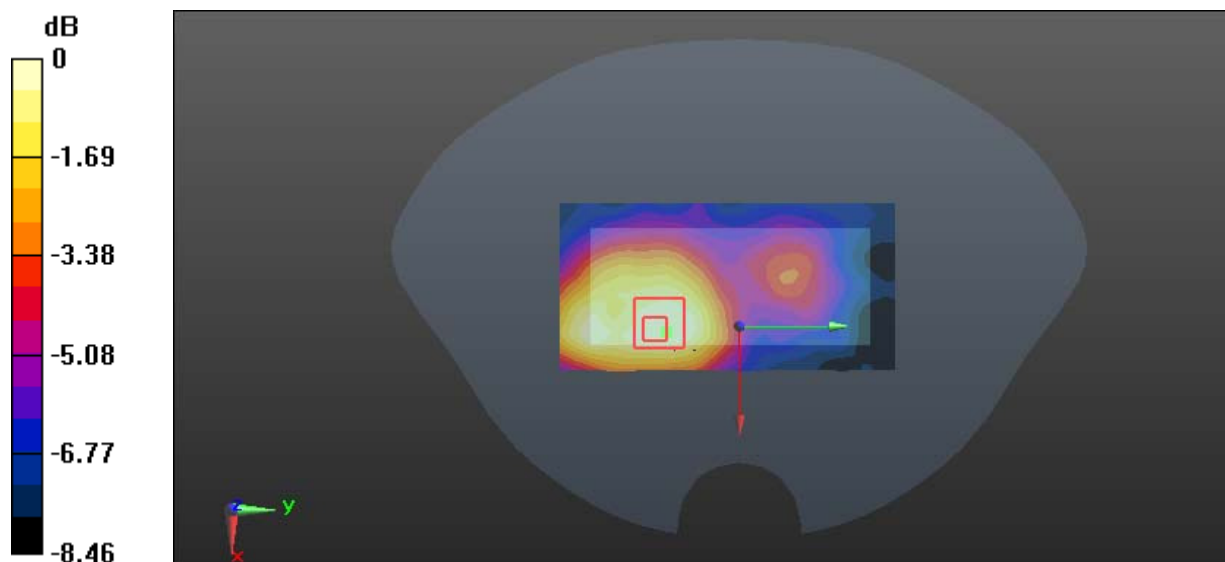
Zoom Scan (5x5x7)/Cube 0: Measurement grid: dx=8mm, dy=8mm, dz=5mm

Reference Value = 5.097 V/m; Power Drift = -0.10 dB

Peak SAR (extrapolated) = 0.207 W/kg

SAR(1 g) = 0.118 W/kg; SAR(10 g) = 0.078 W/kg

Maximum value of SAR (measured) = 0.171 W/kg



0 dB = 0.171 W/kg = -7.67 dBW/kg

Test Plot 54#: WLAN 2.4G Mode B_Body Right_Middle**DUT: 3G Smart feature Phone; Type: OWN F1313; Serial: 18011005021**

Communication System: IEEE 802.11b WiFi 2.4 GHz; Frequency: 2437 MHz; Duty Cycle: 1:1

Medium parameters used: $f = 2437$ MHz; $\sigma = 1.958$ S/m; $\epsilon_r = 54.401$; $\rho = 1000$ kg/m³

Phantom section: Flat Section

DASY5 Configuration:

- Probe: EX3DV4 - SN7441; ConvF(7.4, 7.4, 7.4); Calibrated: 2017/11/2;
- Sensor-Surface: 1.4mm (Mechanical Surface Detection)
- Electronics: DAE4 Sn1459; Calibrated: 2017/9/15
- Phantom: SAM (30deg probe tilt) with CRP v5.0_20150321; Type: QD000P40CD; Serial: TP:1874
- Measurement SW: DASY52, Version 52.8 (8);

Area Scan (51x121x1): Interpolated grid: dx=1.200 mm, dy=1.200 mm

Maximum value of SAR (interpolated) = 0.136 W/kg

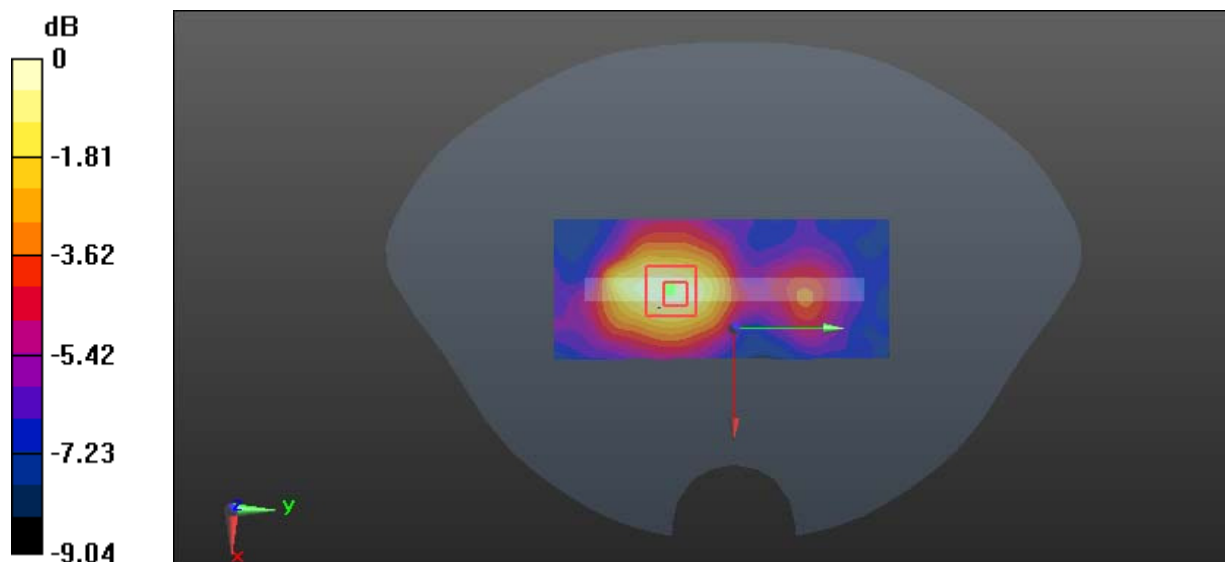
Zoom Scan (5x5x7)/Cube 0: Measurement grid: dx=8mm, dy=8mm, dz=5mm

Reference Value = 4.834 V/m; Power Drift = -0.14 dB

Peak SAR (extrapolated) = 0.170 W/kg

SAR(1 g) = 0.096 W/kg; SAR(10 g) = 0.060 W/kg

Maximum value of SAR (measured) = 0.138 W/kg



0 dB = 0.138 W/kg = -8.60 dBW/kg

Test Plot 55#: WLAN 2.4G Mode B_Body Top_Middle**DUT: 3G Smart feature Phone; Type: OWN F1313; Serial: 18011005021**

Communication System: IEEE 802.11b WiFi 2.4 GHz; Frequency: 2437 MHz; Duty Cycle: 1:1

Medium parameters used: $f = 2437$ MHz; $\sigma = 1.958$ S/m; $\epsilon_r = 54.401$; $\rho = 1000$ kg/m³

Phantom section: Flat Section

DASY5 Configuration:

- Probe: EX3DV4 - SN7441; ConvF(7.4, 7.4, 7.4); Calibrated: 2017/11/2;
- Sensor-Surface: 1.4mm (Mechanical Surface Detection)
- Electronics: DAE4 Sn1459; Calibrated: 2017/9/15
- Phantom: SAM (30deg probe tilt) with CRP v5.0_20150321; Type: QD000P40CD; Serial: TP:1874
- Measurement SW: DASY52, Version 52.8 (8);

Area Scan (51x71x1): Interpolated grid: dx=1.200 mm, dy=1.200 mm

Maximum value of SAR (interpolated) = 0.130 W/kg

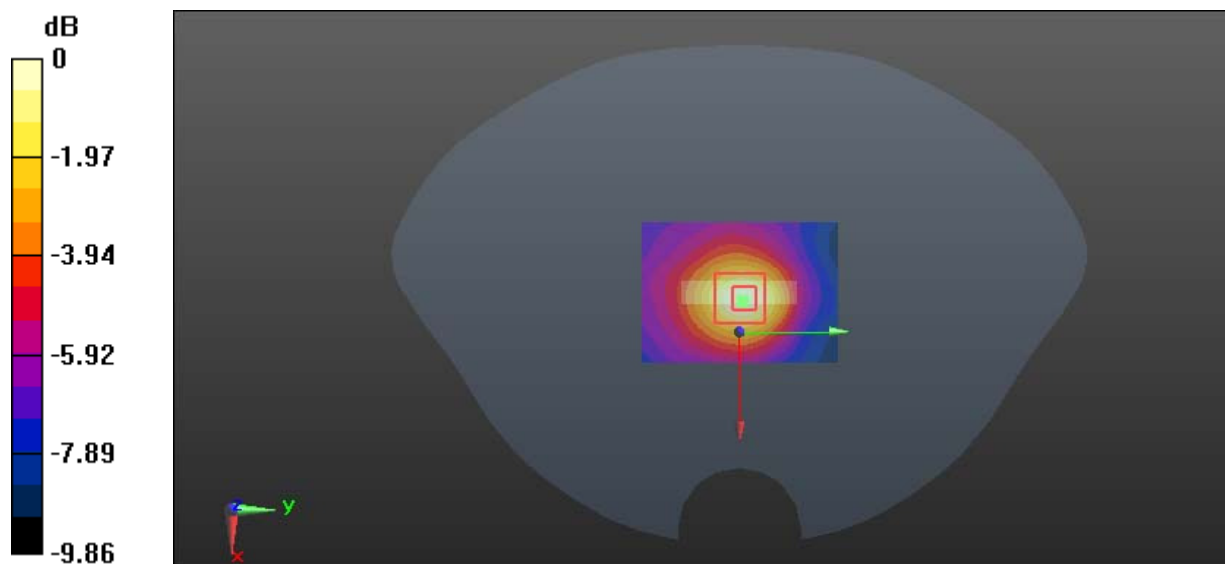
Zoom Scan (5x5x7)/Cube 0: Measurement grid: dx=8mm, dy=8mm, dz=5mm

Reference Value = 6.608 V/m; Power Drift = -0.15 dB

Peak SAR (extrapolated) = 0.159 W/kg

SAR(1 g) = 0.080 W/kg; SAR(10 g) = 0.046 W/kg

Maximum value of SAR (measured) = 0.125 W/kg



0 dB = 0.125 W/kg = -9.03 dBW/kg