

## Sensor Initialization

Following power-on, the Versa Motion sensor is fully operational after a one-minute warm-up.

## Walk Test

**Note:** The Versa Motion should be tested once per year.

**In Normal Operating Mode:** Enable the LED by removing the back mounting bracket to depress the tamper switch. If the LED is **NOT** enabled, then remove the battery, turn the rotary dial to a **HIGH SENSITIVITY** (non-pet immune) mode, and re-insert the battery. Walk across the monitored area (within the sensor's optical fields-of-view). With sensitivity set at **LOW** (pet immune), the LED should turn **ON** (for Alarm) after about three to five normal steps. With the sensitivity set at **HIGH**, the LED should turn **ON** (for Alarm) after about two to four normal steps. Each time the LED turns **ON**, wait for it to turn **OFF**. Then, wait 12 seconds before continuing the walk test. When there is no motion in the monitored area, the LED should remain **OFF**.

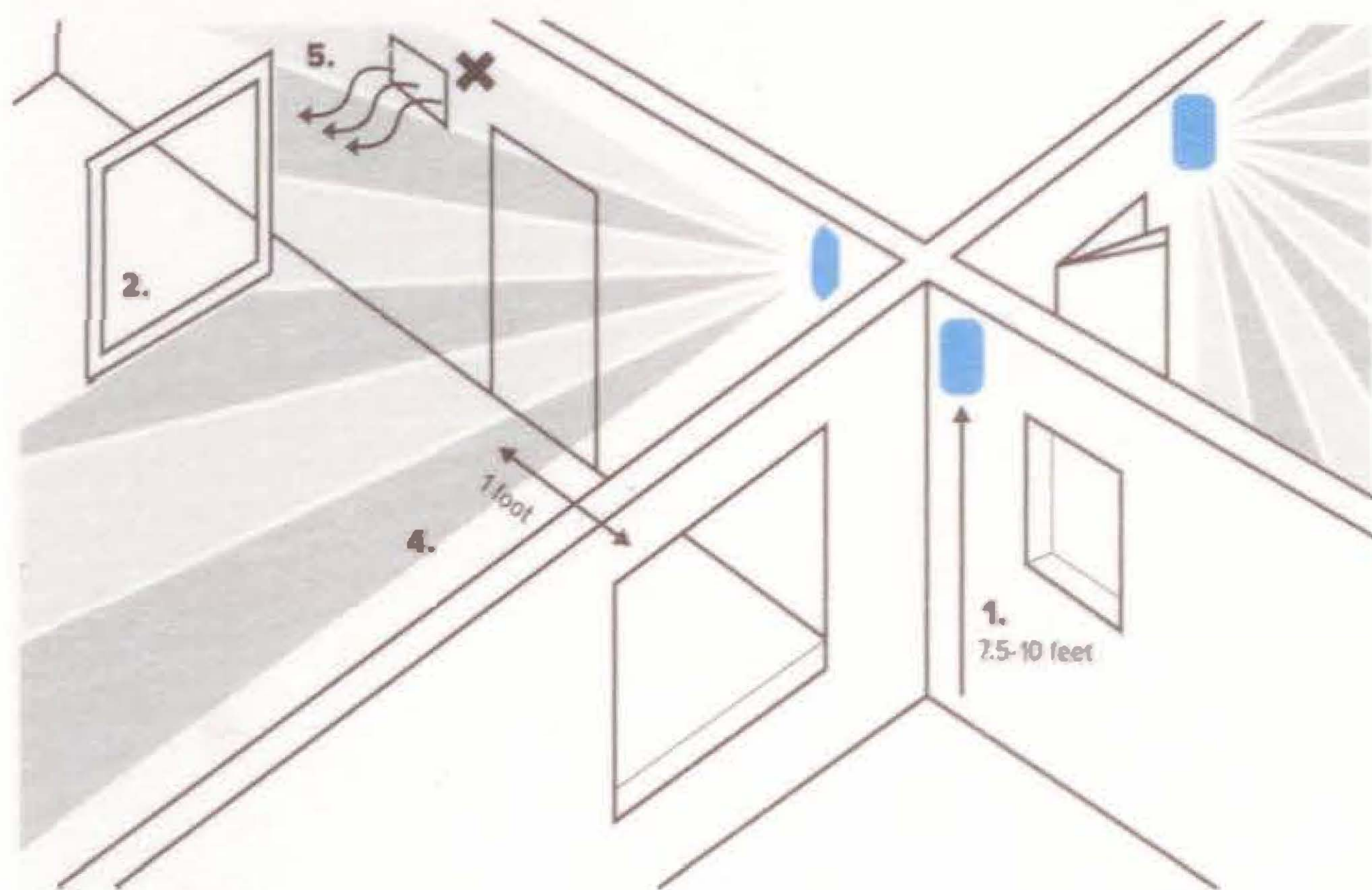
## Alarm Processing

Dual-element detector fields-of-view alternate between (+) and (-) polarity. HighBar-qualified signal events are counted as "pulses" exclusively when polarity alternates. Depending on sensitivity setting, (+, -), (-, +), (+, -, +) or (-, +, -) will cause an alarm.

## Installation Instructions

### 1. Mounting

- Height = 7.5-10 feet above floor of monitored area.
- Clear line-of-sight from sensor to monitored area. **Note:** Glass will block sensor's view.
- Wall temperature similar to walls/floor of monitored area.
- Sensor aimed away from windows and reflected sunlight.
- Sensor aimed away from heaters or heater/cooler outlets.



### 2. Backplate Removal

In the slot at the bottom of the mounting bracket, use a screwdriver or thumbnail to lift up on the bracket to remove it from the Versa Motion. See **Figure B**.

Figure B.

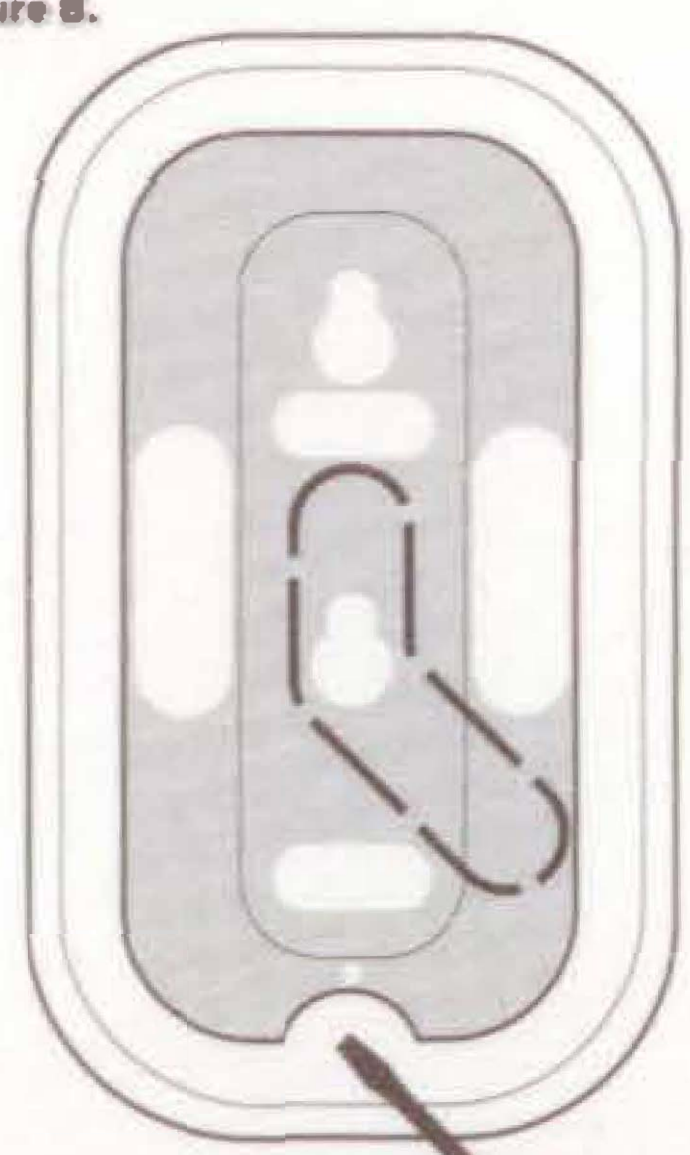


Figure C.

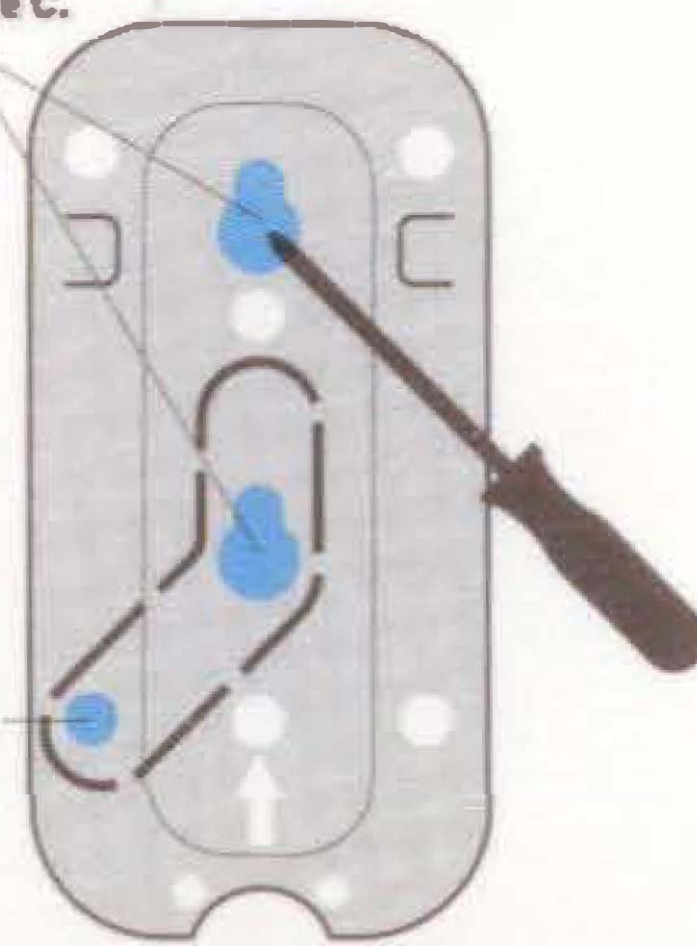


Figure D.



### 3. Base Hole Preparation.

- For wall mounting, knock out hole covers. See **Figure C**.
- For corner or 45 degree wall mounting, use drill to open at least two holes at base side depressions.
- For bracket mounting, use drill to open a 3 mm hole in the center of the square recess at the rear of the base.

### 4. Wall Mounting

Use screws to mount on wall or in corner. For wall tamper, screw in hole referred to in **Figure D**.

### 6. Motion Sensitivity

With low sensitivity (pet immune), detection occurs in 3 to 5 steps. With high sensitivity (non-pet immune), detection occurs in 2 to 4 steps. Pet immunity is defined up to 65 lbs.

## 7. LED Indicator Operation

The below chart shows possible LED.

VERSA MOTION-X	
SENSOR STATE	LED DISPLAY
Warm-Up	OFF
Alarm	ON 3-6 Seconds (if LED enabled)
Normal	OFF

**Note:** Serial numbers are located under battery. See **Figure E**.

Figure E.



### FCC Notice

This device complies with FCC Rules Part 15. Operation is subject to the following two conditions: (1) this device may not cause interference, and (2) this device must accept any interference, including interference that may cause undesired operation of the device<sup>1</sup>.

**NOTE:** THE GRANTEE IS NOT RESPONSIBLE FOR ANY CHANGES OR MODIFICATIONS NOT EXPRESSLY APPROVED BY THE PARTY RESPONSIBLE FOR COMPLIANCE. SUCH MODIFICATIONS COULD VOID THE USER'S AUTHORITY TO OPERATE THE EQUIPMENT.

### IC Notice

This device complies with Industry Canada licence-exempt RSS standard(s). Operation is subject to the following two conditions: (1) this device may not cause interference, and (2) this device must accept any interference, including interference that may cause undesired operation of the device. Le présent appareil est conforme aux CNR d'Industrie Canada applicables aux appareils radio exempts de licence. L'exploitation est autorisée aux deux conditions suivantes: (1) l'appareil ne doit pas produire de brouillage, et (2) l'utilisateur de l'appareil doit accepter tout brouillage radioélectrique subi, même si le brouillage est susceptible d'en compromettre le fonctionnement.


<sup>1</sup> For UL compliance the units are for residential use only.

## Specifications

### Transmission Range

40 feet in sensor-facing direction  
40 feet at 45° angle from sensor-facing direction (side view, in feet)

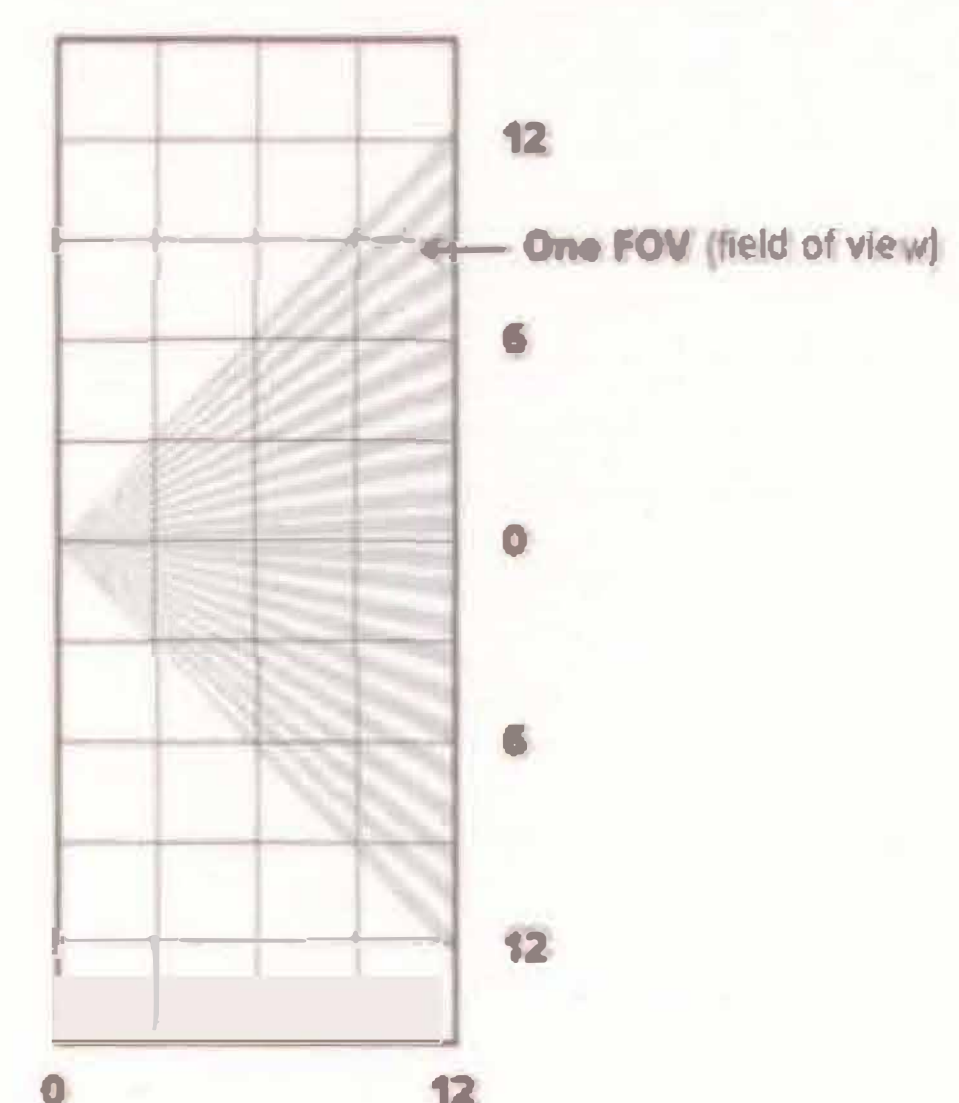
### Sensor Optical View Pattern



### Optical Fields-of-View

Long Range 44 Middle Range 12 Short Range 6 Look Down 4

### Sensor Optical View Pattern (top view, in feet)



### Battery

1 CR123 lithium battery (replacable)  
Battery Life 6-8 years (typical)  
Dimensions 2.5" x 4.3" x 1.6"  
Warranty 5 years  
Unique ID Codes Millions  
Pet Immunity Up to 65 lbs  
Walk Test LED  
Indicator Low battery LED  
RF Frequency Strong, reliable  
Tamper Cover & wall tamper  
Operating Temperature 32°F (0°C) - 122°F (50°C)  
Regulatory Approvals FCC, IC  
Supervisory Signal Yes

The Versa Motion is a professional state-of-the-art motion sensor engineered with the world's best components and materials. Special analog stealth circuitry provides micro controller-grade intruder detection at the lowest cost. The circuitry includes innovative HighBar™ processing for false alarm rejection - better than most ASIC-based methods. In addition, patented PYROFLEX™ IR detection provides much stronger intrusion signals than conventional detectors, so the processor easily tells real intrusions from false

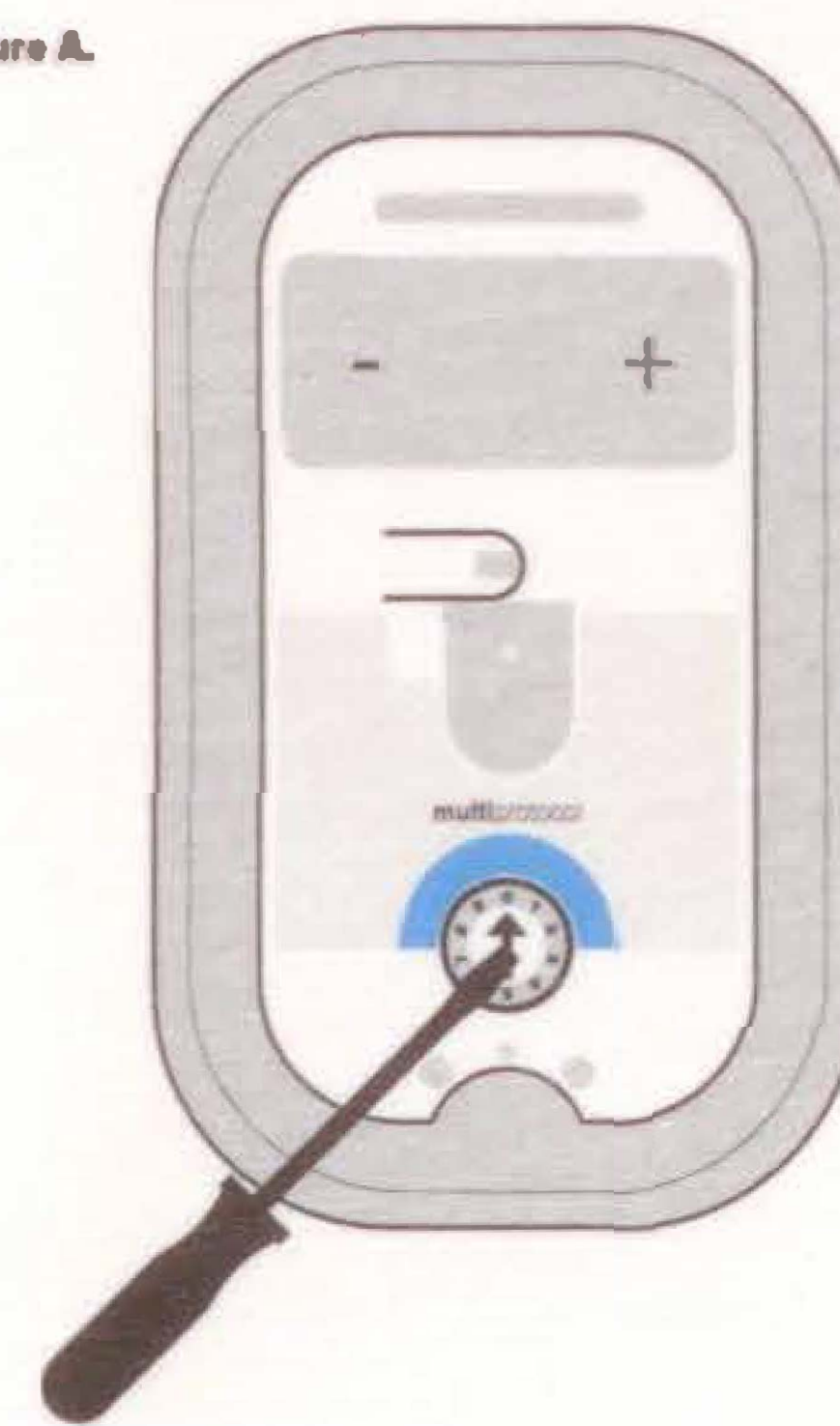
## Compatibility Adjustment

**Note:** Set compatibility before removing battery pull tab.

Remove backplate. See **Figure B**. Turn compatibility dial with flathead screwdriver to coordinating security system and sensitivity. See **Figure A**.

- |                                       |                            |
|---------------------------------------|----------------------------|
| 0 Honeywell low sensitivity           | 1 Honeywell high           |
| 2 2GIG low sensitivity                | 3 2GIG high                |
| 4 Qolsys / Interlogix low sensitivity | 5 Qolsys / Interlogix high |
| 6 DSC low sensitivity                 | 7 DSC high                 |
| 8 Bosch low sensitivity               | 9 Bosch high               |

Figure A.





# Versa

## MOTION

PIR | MOTION DETECTOR

**HONEYWELL** **2GIG** **DSC** **BOSCH**  
**QOLSYS | INTERLOGIX**

# Versa

## MOTION



**Pet Immune**  
up to 65 lbs

Compatible with:  
**HONEYWELL**  
**INTERLOGIX**  
**QOLSYS**  
**2GIG DSC**  
**BOSCH**



## MULTIPROTOCOL



multiprotocol

# Versa

## MOTION

PIR | MOTION DETECTOR

**HONEYWELL** **2GIG** **DSC** **BOSCH**  
**QOLSYS | INTERLOGIX**

### SIZE & WEIGHT

**DIMENSIONS** Length: 4.3"  
Width: 2.5"  
Height: 1.6"  
**WEIGHT** 1.8 oz

### COMPATIBILITY

- |                                                     |                                          |
|-----------------------------------------------------|------------------------------------------|
| <b>0</b> Honeywell <b>low sensitivity</b>           | <b>1</b> Honeywell <b>high</b>           |
| <b>2</b> 2GIG <b>low sensitivity</b>                | <b>3</b> 2GIG <b>high</b>                |
| <b>4</b> Qolsys / Interlogix <b>low sensitivity</b> | <b>5</b> Qolsys / Interlogix <b>high</b> |
| <b>6</b> DSC <b>low sensitivity</b>                 | <b>7</b> DSC <b>high</b>                 |
| <b>8</b> Bosch <b>low sensitivity</b>               | <b>9</b> Bosch <b>high</b>               |



multiprotocol

# versa

To adjust compatibility of the Versa Motion, simply turn dial to the corresponding number of your wireless security system.



VERSAWIRELESS.COM

### SPECIFICATIONS

**PART NUMBER** Motion-X  
**BATTERY** 1 CR123 lithium battery (replacable)  
**BATTERY LIFE** 6-8 years (typical)  
**WARRANTY** 5 years  
**UNIQUE ID CODES** Millions  
**PET IMMUNITY** Up to 65 lbs  
**WALK TEST** LED  
**INDICATOR** Low battery LED  
**RF FREQUENCY** Strong, reliable  
**TRANSMISSION RANGE** 40' in sensor-facing direction & 40' at 45° angle from sensor-facing direction  
**TAMPER** Cover & wall tamper  
**OPERATING TEMPERATURE** 32°F (0°C) - 122°F (50°C)  
**REGULATORY APPROVALS** FCC, IC  
**SUPERVISORY SIGNAL** Yes



For information on how to install the Versa Wireless PIR | Motion Detector, please visit: [versawireless.com](http://versawireless.com)

# Versa

VERSAWIRELESS.COM

multiprotocol



# 1 SENSOR SOLUTION

**HONEYWELL** **2GIG** **DSC** **BOSCH**  
**QOLSYS | INTERLOGIX**

©2018 Versa Wireless Inc. All rights reserved. Patent pending.  
Country of Origin: China