

US Tech Test Report:
FCC ID:
IC:
Test Report Number:
Issue Date:
Customer:
Model:

FCC Part 15 Certification
2AD9R-CO1301
20355-CO1301
16-0122
June 27, 2016
Controlant EHF
CO 13.02

INTERNAL PHOTOGRAPHS




Figure 1. EUT With Back Cover Removed

US Tech Test Report:
FCC ID:
IC:
Test Report Number:
Issue Date:
Customer:
Model:

FCC Part 15 Certification
2AD9R-CO1301
20355-CO1301
16-0122
June 27, 2016
Controlant EHF
CO 13.02



Figure 2. EUT with Battery Removed

US Tech Test Report:
FCC ID:
IC:
Test Report Number:
Issue Date:
Customer:
Model:

FCC Part 15 Certification
2AD9R-CO1301
20355-CO1301
16-0122
June 27, 2016
Controlant EHF
CO 13.02



Figure 3. EUT PCB Removed from Housing

US Tech Test Report:
FCC ID:
IC:
Test Report Number:
Issue Date:
Customer:
Model:

FCC Part 15 Certification
2AD9R-CO1301
20355-CO1301
16-0122
June 27, 2016
Controlant EHF
CO 13.02




Figure 4. EUT PCB Soldered Side

US Tech Test Report:
FCC ID:
IC:
Test Report Number:
Issue Date:
Customer:
Model:

FCC Part 15 Certification
2AD9R-CO1301
20355-CO1301
16-0122
June 27, 2016
Controlant EHF
CO 13.02




Figure 5. EUT Empty Housing