

# **Gen3.4 Antenna Gain information**

**Model no.: DCM970**

# 1. Cellular antenna

The cellular antenna is built in into the top plastics of the device. The antenna is visible at the top half of the picture. The metal part at bottom half of the picture is a shielding that covers the supercap.

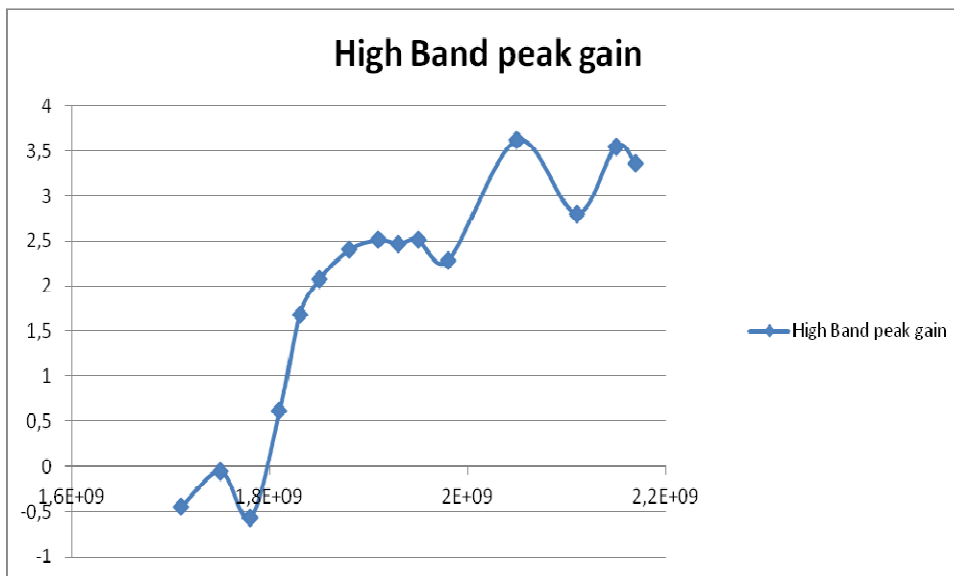
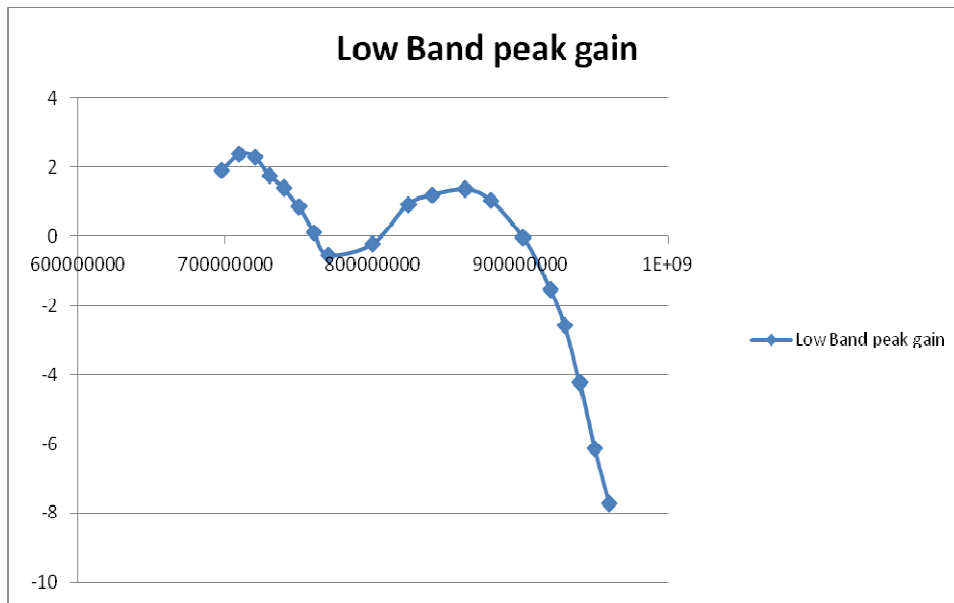


Gain information is given in the table below:

Frequency (Hz)	Peak gain (dBi)	Frequency (Hz)	Peak gain (dBi)
6,98E+08	1,90	1,59E+09	-3,77
7,10E+08	2,37	1,60E+09	-4,71
7,20E+08	2,30	1,61E+09	-3,70
7,30E+08	1,76	1,65E+09	-2,17
7,40E+08	1,38	1,71E+09	-0,45
7,50E+08	0,85	1,75E+09	-0,05
7,60E+08	0,12	1,78E+09	-0,57
7,70E+08	-0,55	1,81E+09	0,62
8,00E+08	-0,22	1,83E+09	1,69
8,24E+08	0,92	1,85E+09	2,07
8,40E+08	1,19	1,88E+09	2,40
8,63E+08	1,35	1,91E+09	2,51
8,80E+08	1,03	1,93E+09	2,47
9,02E+08	-0,05	1,95E+09	2,52
9,20E+08	-1,54	1,98E+09	2,28
9,30E+08	-2,59	2,05E+09	3,61
9,40E+08	-4,24	2,11E+09	2,80
9,50E+08	-6,14	2,15E+09	3,55
9,60E+08	-7,73	2,17E+09	3,36
9,80E+08	-10,64	2,25E+09	0,83
1,00E+09	-9,97	2,30E+09	-0,93
1,04E+09	-12,32	2,35E+09	-1,27
1,08E+09	-14,82	2,40E+09	-2,92
1,15E+09	-17,17	2,45E+09	-4,70
1,23E+09	-16,54	2,50E+09	-5,16
1,30E+09	-14,73	2,55E+09	-6,44


1,37E+09	-11,36	2,60E+09	-7,80
1,45E+09	-10,50	2,65E+09	-8,91
1,50E+09	-7,51	2,69E+09	-9,45
1,54E+09	-6,31	2,70E+09	-9,42
1,57E+09	-6,14	2,80E+09	-11,33
1,58E+09	-4,64		

Graphical representation of the antenna gain:



## 2. WLAN / BLE antenna

The WLAN/BLE antenna is built in into the bottom plastics of the device.



Gain information is given in the table below:

Frequency (Hz)	Peak gain (dBi)
2,40E+09	1,48
2,41E+09	1,75
2,42E+09	1,90
2,43E+09	2,02
2,44E+09	2,20
2,45E+09	1,88
2,46E+09	1,81
2,47E+09	2,03
2,48E+09	1,47
2,49E+09	1,33
2,50E+09	1,06

Graphical representation of the antenna gain:

