




## EXHIBIT 2 - EUT EXTERNAL PHOTOGRAPHS

<p><b>EUT View 1</b></p>	 A photograph showing the external view of an Electronic Under Test (EUT) component. The component is a black, rectangular device with a ribbed top surface and a small black knob on the front. It is connected to several multi-colored wires (red, blue, green, white, black) that terminate in various connectors, including a grey multi-pin connector and several smaller black and red connectors. The device is placed on a blue background next to a black L-shaped ruler for scale. The ruler shows measurements in millimeters, with the vertical scale on the left and the horizontal scale at the bottom.
<p><b>EUT View 2</b></p>	 A photograph showing the external view of the same EUT component from a slightly different angle. The component is a black, rectangular device with a ribbed top surface and a small black knob on the front. It is connected to several multi-colored wires (red, blue, green, white, black) that terminate in various connectors, including a grey multi-pin connector and several smaller black and red connectors. The device is placed on a blue background next to a black L-shaped ruler for scale. The ruler shows measurements in millimeters, with the vertical scale on the left and the horizontal scale at the bottom.

EUT View 3




EUT View 4





EUT View 5



EUT View 6

