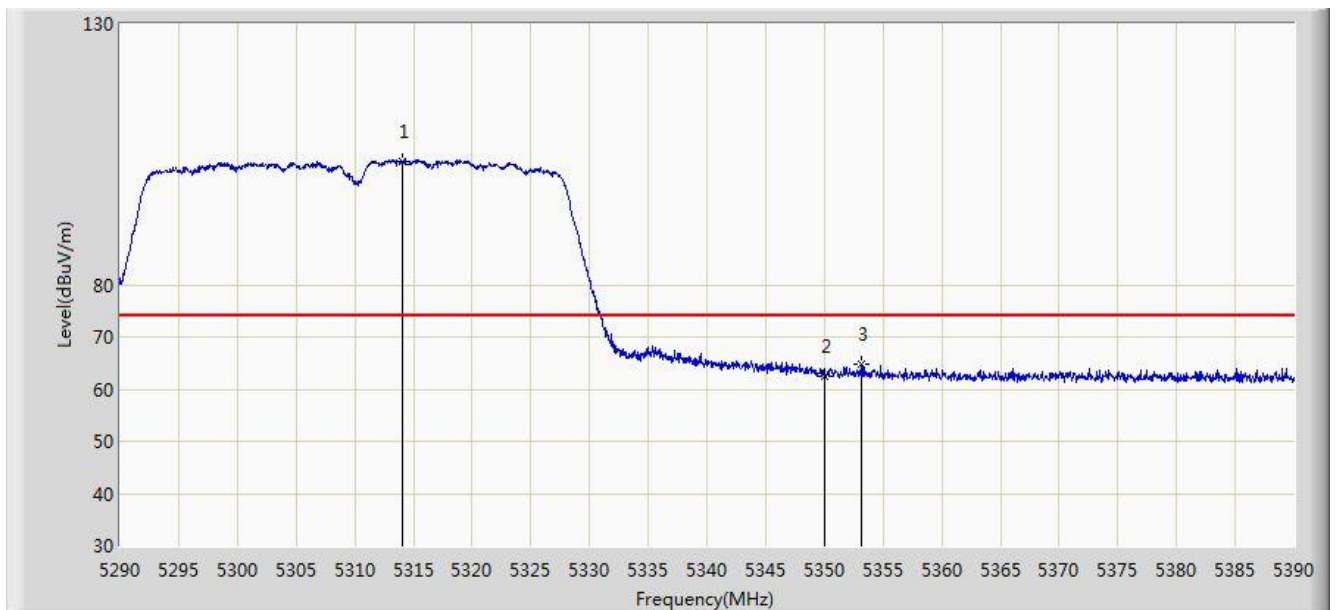


Site: AC1	Time: 2017/03/22 - 23:40
Limit: FCC_Part15.209_RE(3m)	Engineer: Kevin Ker
Probe: BBHA9120D_1GHz_18GHz	Polarity: Vertical
EUT: Wi-Fi AP 4x4 OD small omni antenna US	Power: AC 120V/60Hz
Test Mode: Transmit by 802.11ac-VHT40 at channel 5310MHz Ant 3	

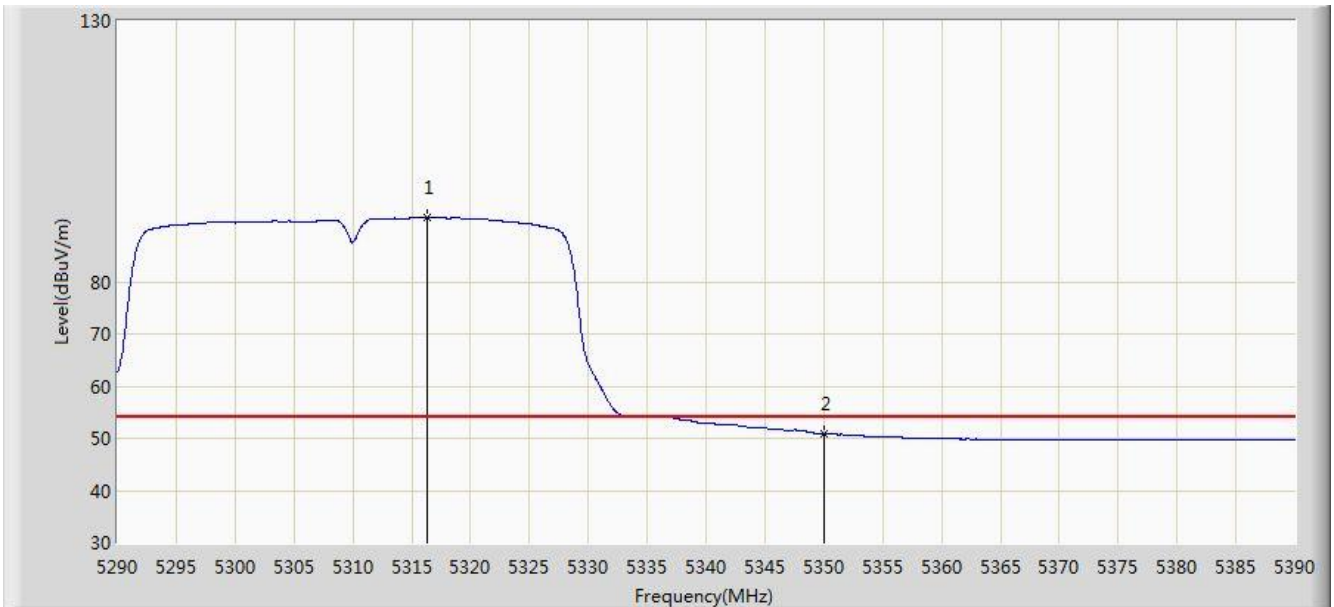


No	Flag	Mark	Frequency (MHz)	Measure Level (dBuV/m)	Reading Level (dBuV)	Margin (dB)	Limit (dBuV/m)	Factor (dB)	Type
1		*	5314.100	103.759	64.530	N/A	N/A	39.229	PK
2			5350.000	62.406	23.081	-11.594	74.000	39.324	PK
3			5353.200	64.771	25.438	-9.229	74.000	39.333	PK

Note: Measure Level (dB $\mu$ V/m) = Reading Level (dB $\mu$ V) + Factor (dB)

Factor (dB) = Cable Loss (dB) + Antenna Factor (dB/m).

Site: AC1	Time: 2017/03/22 - 23:40
Limit: FCC_Part15.209_RE(3m)	Engineer: Kevin Ker
Probe: BBHA9120D_1GHz_18GHz	Polarity: Vertical
EUT: Wi-Fi AP 4x4 OD small omni antenna US	Power: AC 120V/60Hz
Test Mode: Transmit by 802.11ac-VHT40 at channel 5310MHz Ant 3	

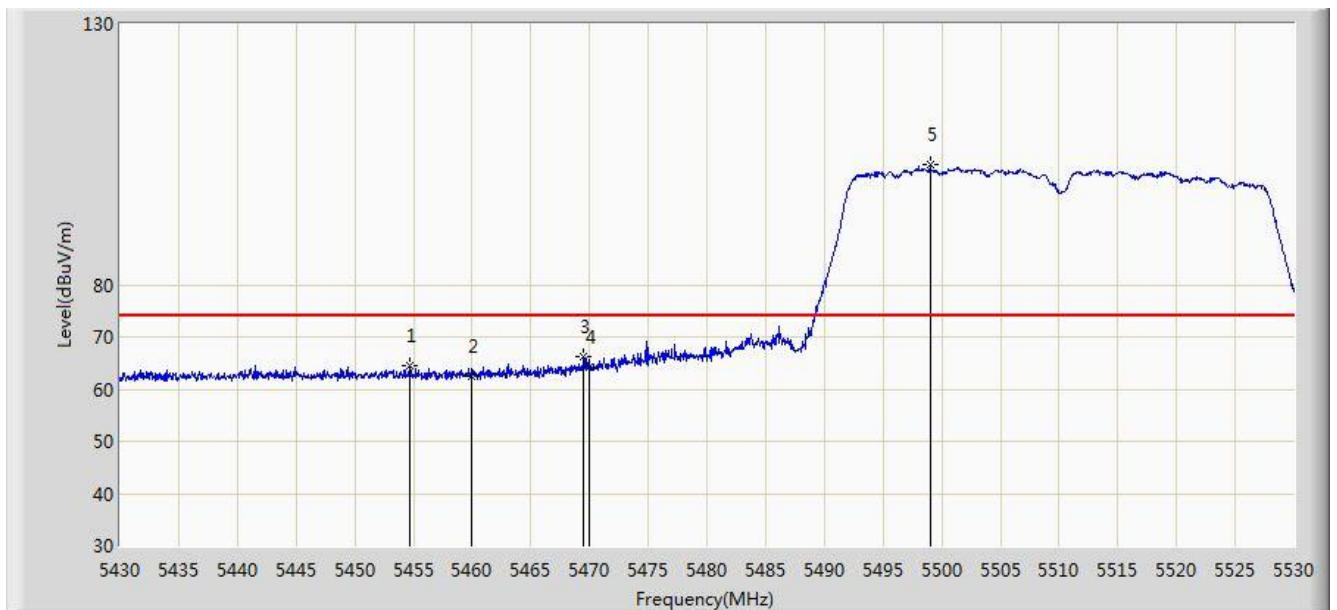


No	Flag	Mark	Frequency (MHz)	Measure Level (dBuV/m)	Reading Level (dBuV)	Margin (dB)	Limit (dBuV/m)	Factor (dB)	Type
1		*	5316.300	92.277	53.042	N/A	N/A	39.235	AV
2			5350.000	50.901	11.576	-3.099	54.000	39.324	AV

Note: Measure Level (dB $\mu$ V/m) = Reading Level (dB $\mu$ V) + Factor (dB)

Factor (dB) = Cable Loss (dB) + Antenna Factor (dB/m).

Site: AC1	Time: 2017/03/22 - 23:41
Limit: FCC_Part15.209_RE(3m)	Engineer: Kevin Ker
Probe: BBHA9120D_1GHz_18GHz	Polarity: Horizontal
EUT: Wi-Fi AP 4x4 OD small omni antenna US	Power: AC 120V/60Hz
Test Mode: Transmit by 802.11ac-VHT40 at channel 5510MHz Ant 3	

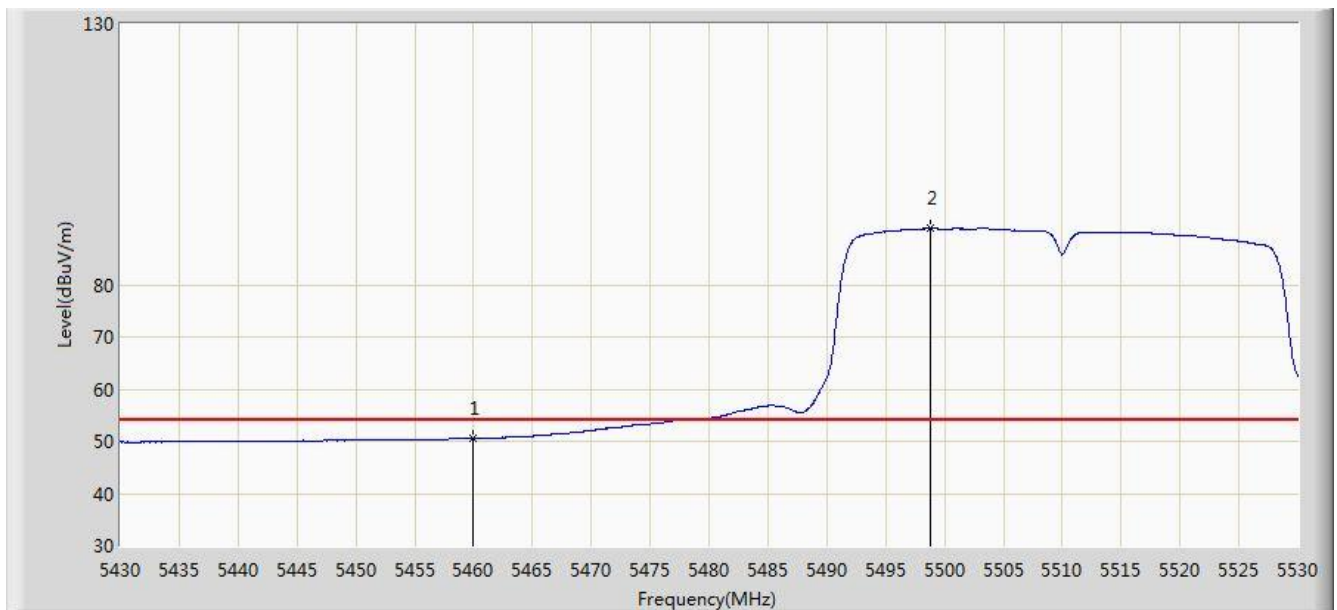


No	Flag	Mark	Frequency (MHz)	Measure Level (dBuV/m)	Reading Level (dBuV)	Margin (dB)	Limit (dBuV/m)	Factor (dB)	Type
1			5454.700	64.493	24.867	-9.507	74.000	39.627	PK
2			5460.000	62.608	22.972	-11.392	74.000	39.636	PK
3			5469.500	66.155	26.502	-7.845	74.000	39.654	PK
4			5470.000	64.266	24.612	-9.734	74.000	39.654	PK
5		*	5499.000	102.958	63.250	N/A	N/A	39.708	PK

Note: Measure Level (dB $\mu$ V/m) = Reading Level (dB $\mu$ V) + Factor (dB)

Factor (dB) = Cable Loss (dB) + Antenna Factor (dB/m).

Site: AC1	Time: 2017/03/22 - 23:42
Limit: FCC_Part15.209_RE(3m)	Engineer: Kevin Ker
Probe: BBHA9120D_1GHz_18GHz	Polarity: Horizontal
EUT: Wi-Fi AP 4x4 OD small omni antenna US	Power: AC 120V/60Hz
Test Mode: Transmit by 802.11ac-VHT40 at channel 5510MHz Ant 3	

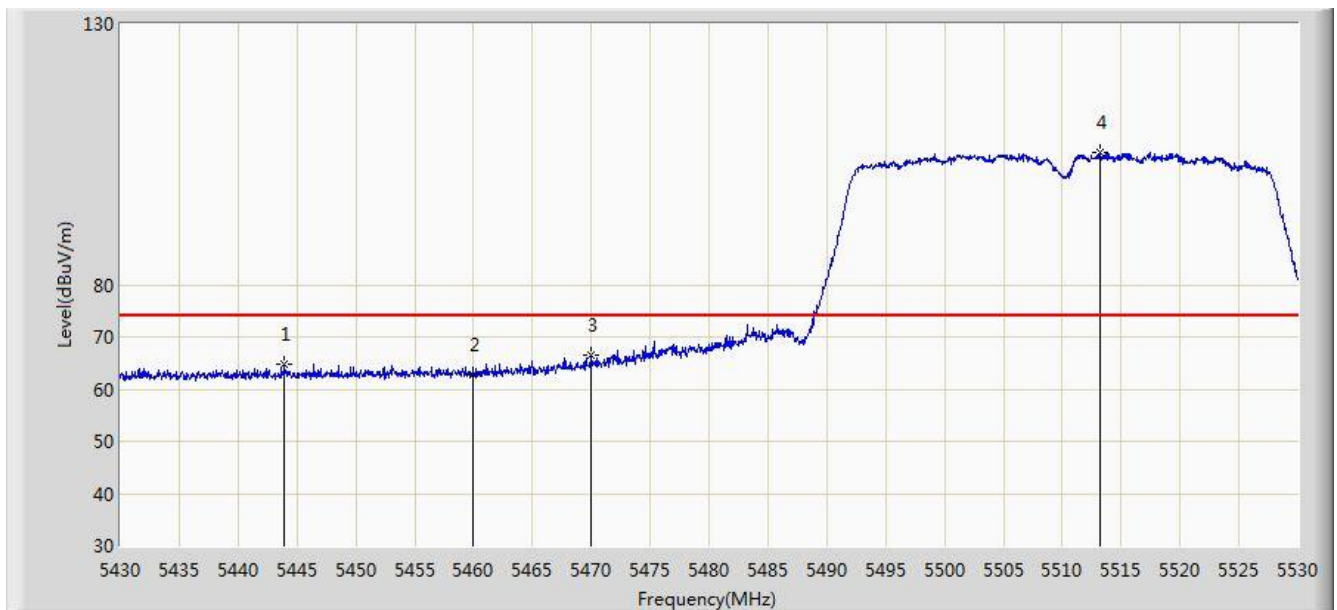


No	Flag	Mark	Frequency (MHz)	Measure Level (dBuV/m)	Reading Level (dBuV)	Margin (dB)	Limit (dBuV/m)	Factor (dB)	Type
1			5460.000	50.556	10.920	-3.444	54.000	39.636	AV
2		*	5498.850	90.805	51.097	N/A	N/A	39.708	AV

Note: Measure Level (dB $\mu$ V/m) = Reading Level (dB $\mu$ V) + Factor (dB)

Factor (dB) = Cable Loss (dB) + Antenna Factor (dB/m).

Site: AC1	Time: 2017/03/22 - 23:43
Limit: FCC_Part15.209_RE(3m)	Engineer: Kevin Ker
Probe: BBHA9120D_1GHz_18GHz	Polarity: Vertical
EUT: Wi-Fi AP 4x4 OD small omni antenna US	Power: AC 120V/60Hz
Test Mode: Transmit by 802.11ac-VHT40 at channel 5510MHz Ant 3	

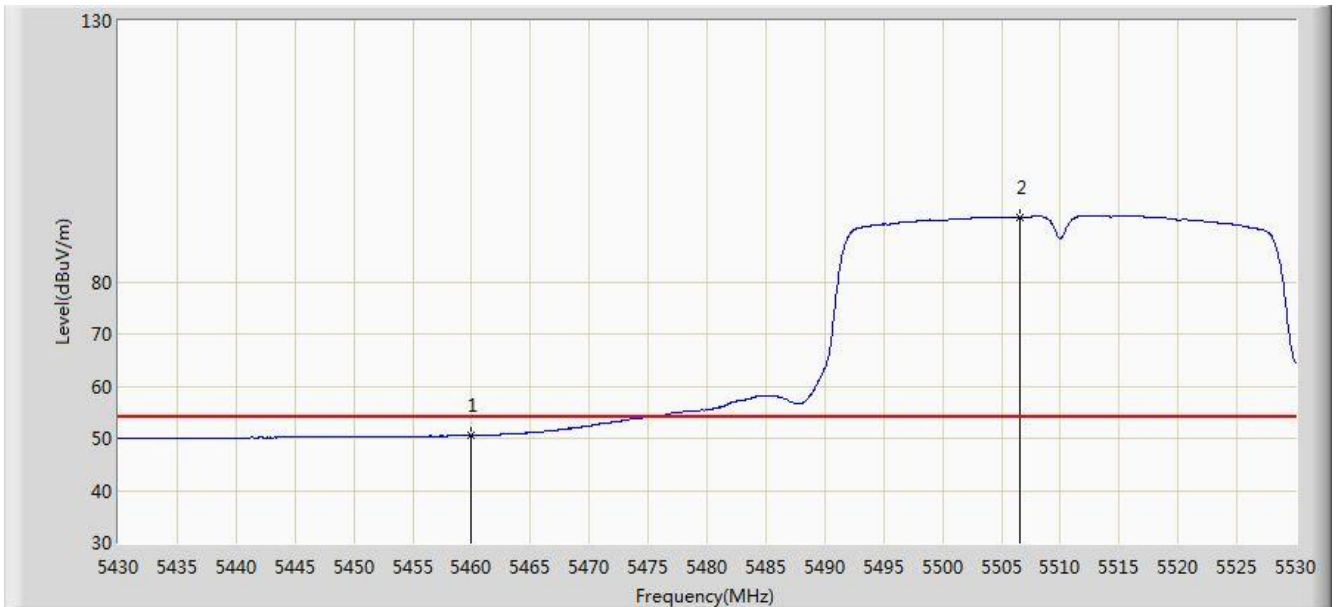


No	Flag	Mark	Frequency (MHz)	Measure Level (dBuV/m)	Reading Level (dBuV)	Margin (dB)	Limit (dBuV/m)	Factor (dB)	Type
1			5443.950	64.815	25.219	-9.185	74.000	39.596	PK
2			5460.000	62.721	23.085	-11.279	74.000	39.636	PK
3			5470.000	66.630	26.976	-7.370	74.000	39.654	PK
4		*	5513.150	105.363	65.629	N/A	N/A	39.734	PK

Note: Measure Level (dB $\mu$ V/m) = Reading Level (dB $\mu$ V) + Factor (dB)

Factor (dB) = Cable Loss (dB) + Antenna Factor (dB/m).

Site: AC1	Time: 2017/03/22 - 23:44
Limit: FCC_Part15.209_RE(3m)	Engineer: Kevin Ker
Probe: BBHA9120D_1GHz_18GHz	Polarity: Vertical
EUT: Wi-Fi AP 4x4 OD small omni antenna US	Power: AC 120V/60Hz
Test Mode: Transmit by 802.11ac-VHT40 at channel 5510MHz Ant 3	

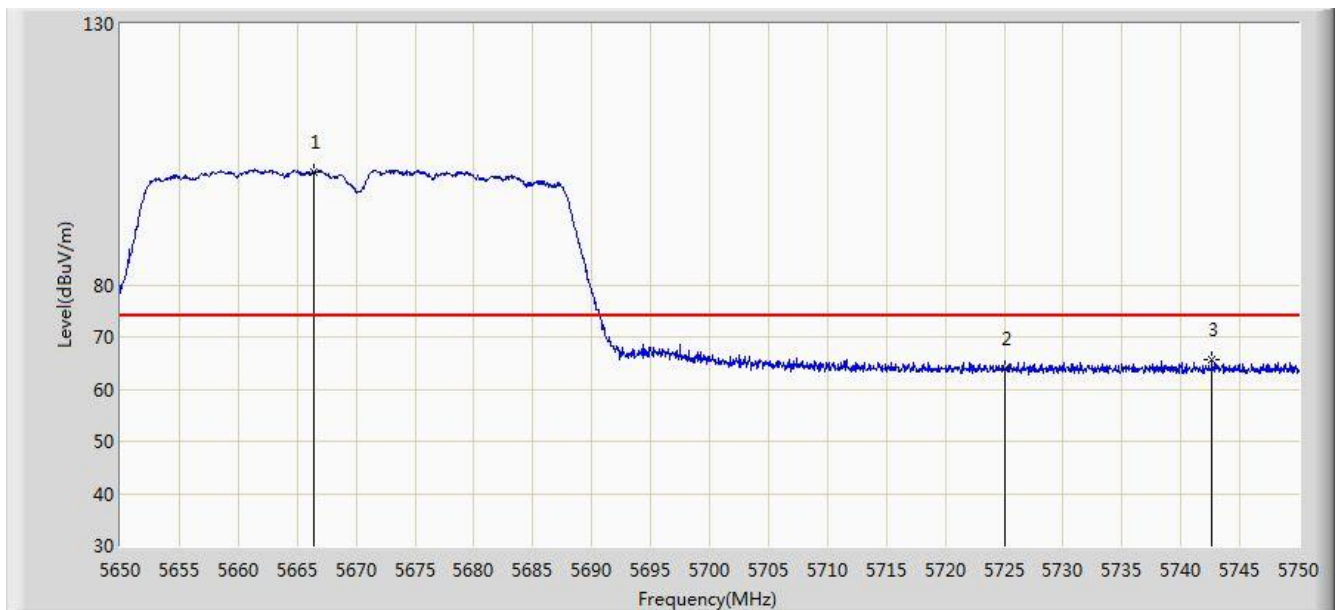


No	Flag	Mark	Frequency (MHz)	Measure Level (dBuV/m)	Reading Level (dBuV)	Margin (dB)	Limit (dBuV/m)	Factor (dB)	Type
1			5460.000	50.511	10.875	-3.489	54.000	39.636	AV
2		*	5506.600	92.329	52.607	N/A	N/A	39.723	AV

Note: Measure Level (dB $\mu$ V/m) = Reading Level (dB $\mu$ V) + Factor (dB)

Factor (dB) = Cable Loss (dB) + Antenna Factor (dB/m).

Site: AC1	Time: 2017/03/22 - 23:44
Limit: FCC_Part15.209_RE(3m)	Engineer: Kevin Ker
Probe: BBHA9120D_1GHz_18GHz	Polarity: Horizontal
EUT: Wi-Fi AP 4x4 OD small omni antenna US	Power: AC 120V/60Hz
Test Mode: Transmit by 802.11ac-VHT40 at channel 5670MHz Ant 3	

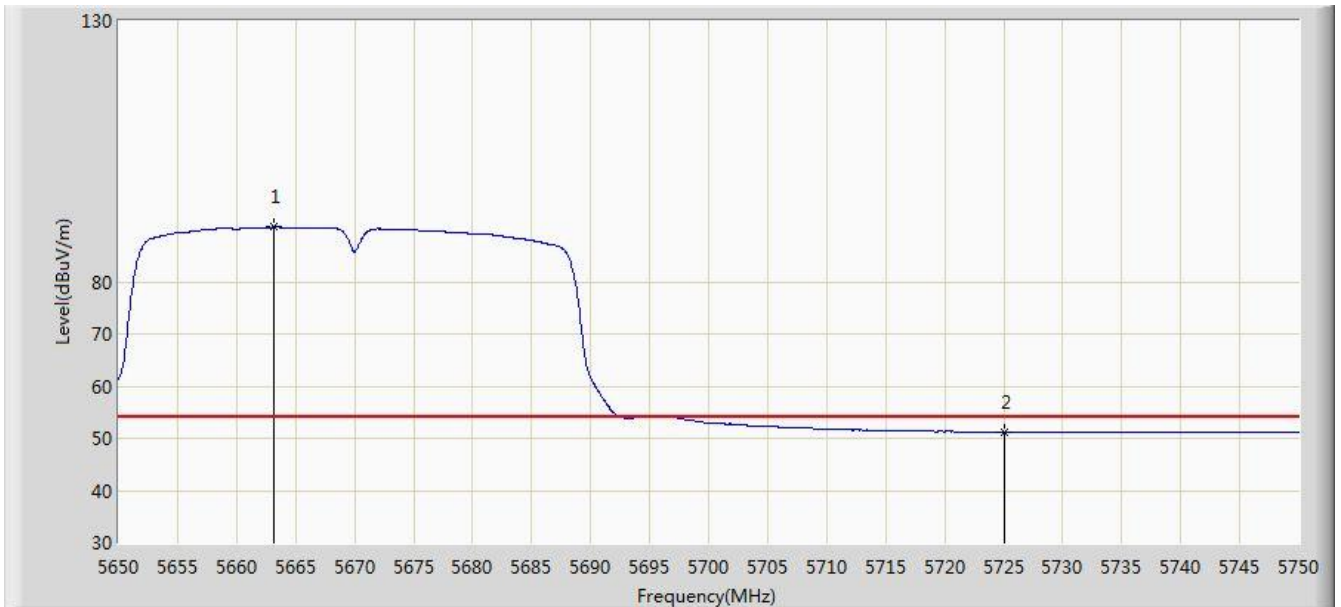


No	Flag	Mark	Frequency (MHz)	Measure Level (dBuV/m)	Reading Level (dBuV)	Margin (dB)	Limit (dBuV/m)	Factor (dB)	Type
1		*	5666.450	101.698	61.732	N/A	N/A	39.966	PK
2			5725.000	63.949	23.785	-10.051	74.000	40.164	PK
3			5742.600	65.589	25.344	-8.411	74.000	40.244	PK

Note: Measure Level (dB $\mu$ V/m) = Reading Level (dB $\mu$ V) + Factor (dB)

Factor (dB) = Cable Loss (dB) + Antenna Factor (dB/m).

Site: AC1	Time: 2017/03/22 - 23:46
Limit: FCC_Part15.209_RE(3m)	Engineer: Kevin Ker
Probe: BBHA9120D_1GHz_18GHz	Polarity: Horizontal
EUT: Wi-Fi AP 4x4 OD small omni antenna US	Power: AC 120V/60Hz
Test Mode: Transmit by 802.11ac-VHT40 at channel 5670MHz Ant 3	



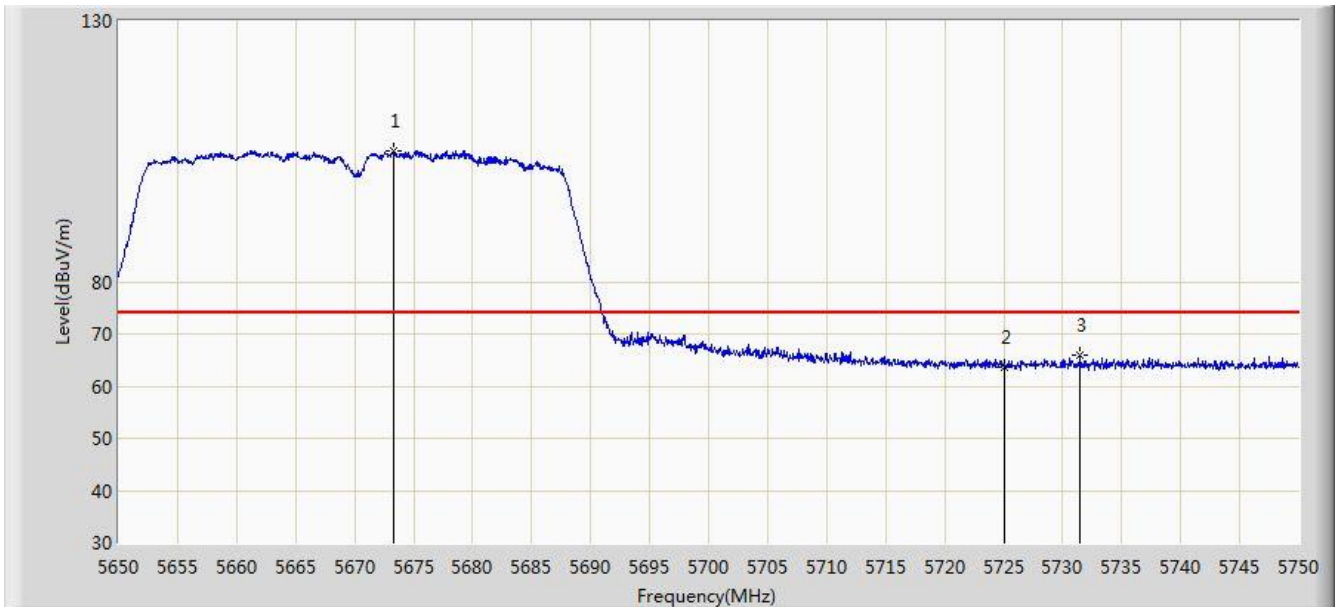
No	Flag	Mark	Frequency (MHz)	Measure Level (dBuV/m)	Reading Level (dBuV)	Margin (dB)	Limit (dBuV/m)	Factor (dB)	Type
1		*	5663.150	90.460	50.502	N/A	N/A	39.958	AV
2			5725.000	51.241	11.077	-2.759	54.000	40.164	AV

Note: Measure Level (dB $\mu$ V/m) = Reading Level (dB $\mu$ V) + Factor (dB)

Factor (dB) = Cable Loss (dB) + Antenna Factor (dB/m).



Site: AC1	Time: 2017/03/22 - 23:46
Limit: FCC_Part15.209_RE(3m)	Engineer: Kevin Ker
Probe: BBHA9120D_1GHz_18GHz	Polarity: Vertical
EUT: Wi-Fi AP 4x4 OD small omni antenna US	Power: AC 120V/60Hz
Test Mode: Transmit by 802.11ac-VHT40 at channel 5670MHz Ant 3	

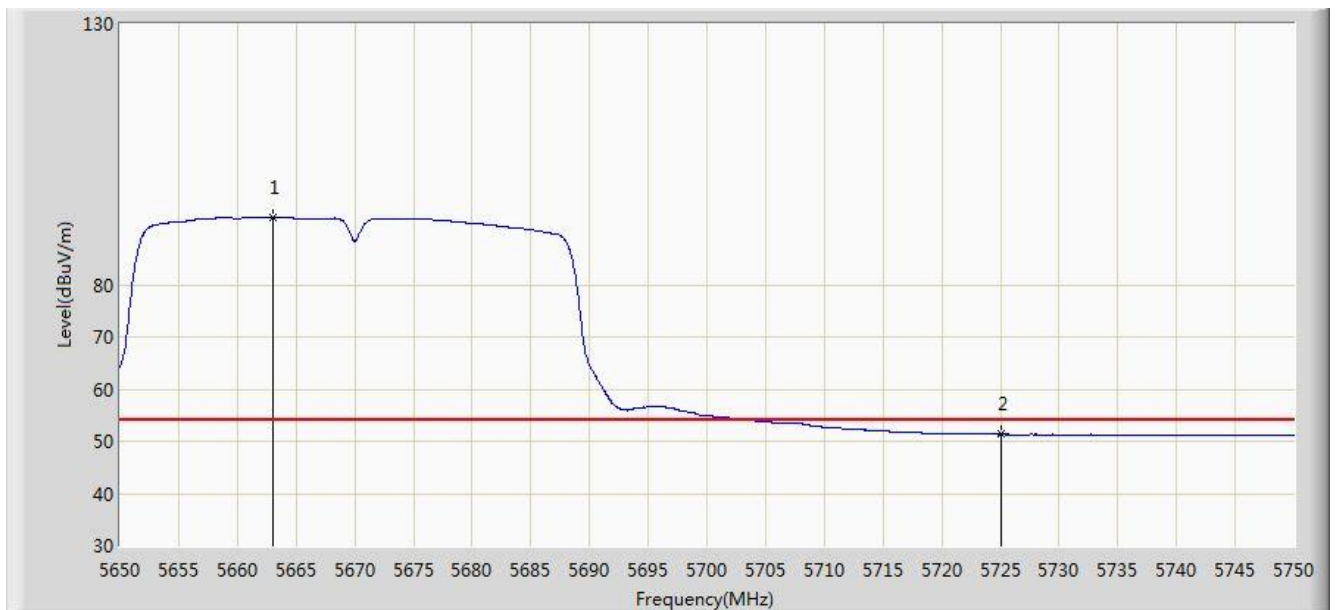


No	Flag	Mark	Frequency (MHz)	Measure Level (dBuV/m)	Reading Level (dBuV)	Margin (dB)	Limit (dBuV/m)	Factor (dB)	Type
1		*	5673.250	105.009	65.026	N/A	N/A	39.983	PK
2			5725.000	63.704	23.540	-10.296	74.000	40.164	PK
3			5731.500	66.043	25.849	-7.957	74.000	40.194	PK

Note: Measure Level (dB $\mu$ V/m) = Reading Level (dB $\mu$ V) + Factor (dB)

Factor (dB) = Cable Loss (dB) + Antenna Factor (dB/m).

Site: AC1	Time: 2017/03/22 - 23:48
Limit: FCC_Part15.209_RE(3m)	Engineer: Kevin Ker
Probe: BBHA9120D_1GHz_18GHz	Polarity: Vertical
EUT: Wi-Fi AP 4x4 OD small omni antenna US	Power: AC 120V/60Hz
Test Mode: Transmit by 802.11ac-VHT40 at channel 5670MHz Ant 3	

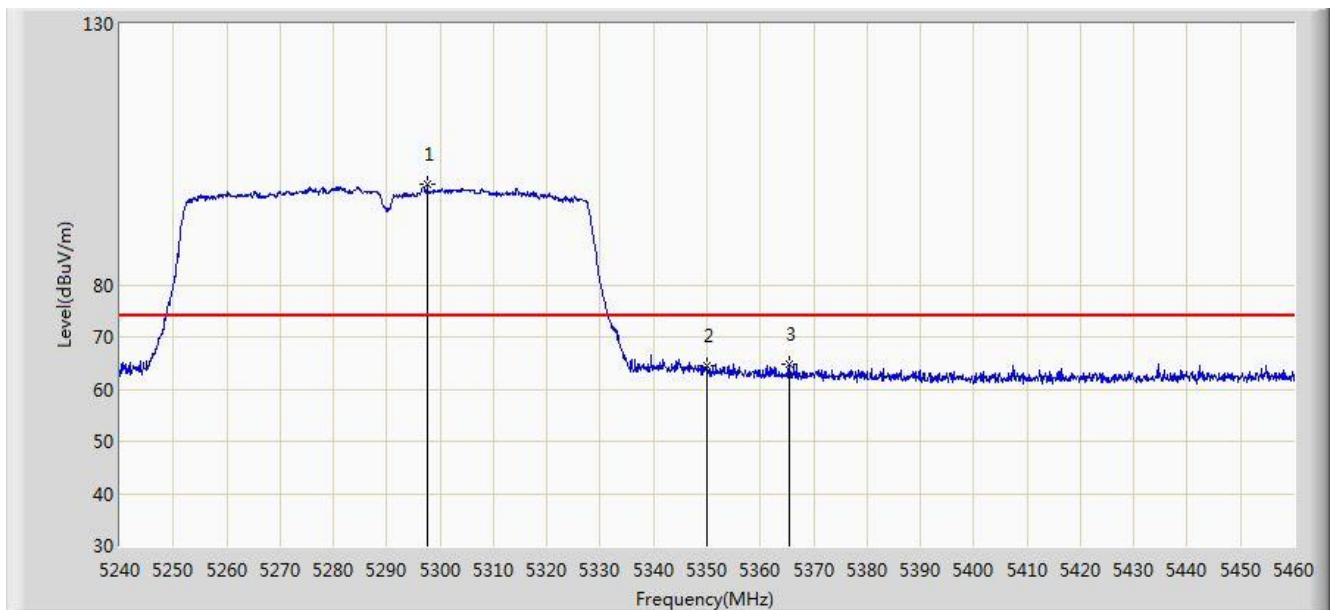


No	Flag	Mark	Frequency (MHz)	Measure Level (dBuV/m)	Reading Level (dBuV)	Margin (dB)	Limit (dBuV/m)	Factor (dB)	Type
1		*	5663.000	92.926	52.968	N/A	N/A	39.958	AV
2			5725.000	51.310	11.146	-2.690	54.000	40.164	AV

Note: Measure Level (dB $\mu$ V/m) = Reading Level (dB $\mu$ V) + Factor (dB)

Factor (dB) = Cable Loss (dB) + Antenna Factor (dB/m).

Site: AC1	Time: 2017/03/22 - 23:58
Limit: FCC_Part15.209_RE(3m)	Engineer: Kevin Ker
Probe: BBHA9120D_1GHz_18GHz	Polarity: Horizontal
EUT: Wi-Fi AP 4x4 OD small omni antenna US	Power: AC 120V/60Hz
Test Mode: Transmit by 802.11ac-VHT80 at channel 5290MHz Ant 3	

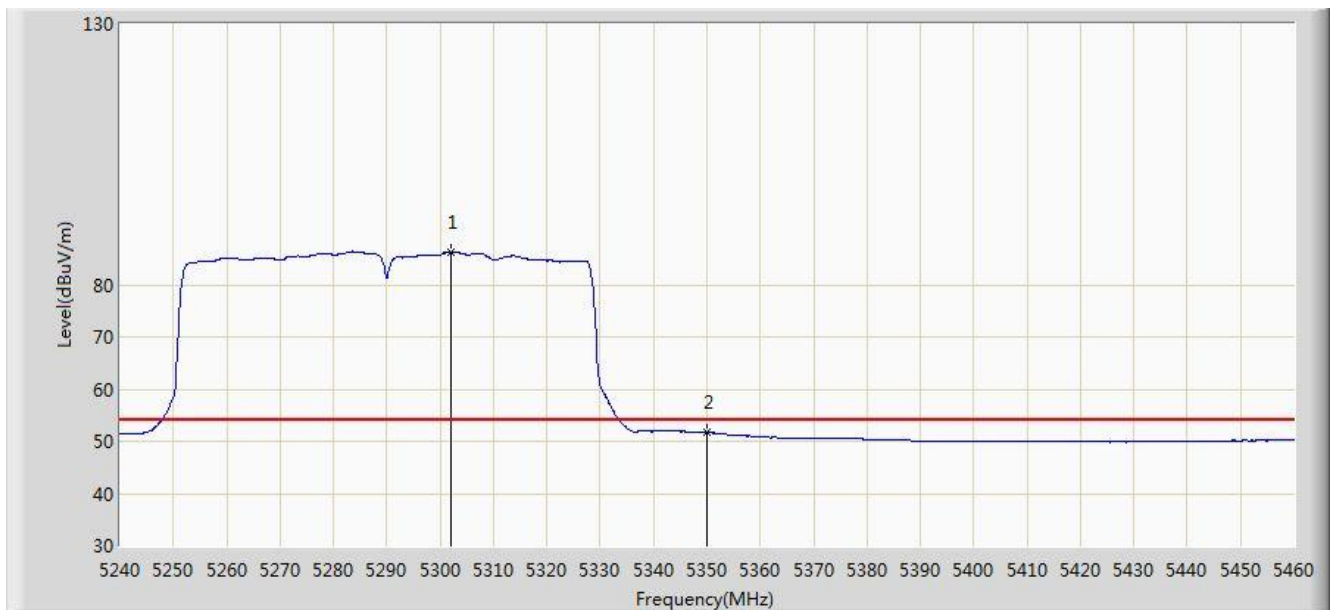


No	Flag	Mark	Frequency (MHz)	Measure Level (dBuV/m)	Reading Level (dBuV)	Margin (dB)	Limit (dBuV/m)	Factor (dB)	Type
1		*	5297.640	99.197	60.002	N/A	N/A	39.195	PK
2			5350.000	64.488	25.163	-9.512	74.000	39.324	PK
3			5365.400	64.809	25.444	-9.191	74.000	39.365	PK

Note: Measure Level (dB $\mu$ V/m) = Reading Level (dB $\mu$ V) + Factor (dB)

Factor (dB) = Cable Loss (dB) + Antenna Factor (dB/m).

Site: AC1	Time: 2017/03/22 - 23:59
Limit: FCC_Part15.209_RE(3m)	Engineer: Kevin Ker
Probe: BBHA9120D_1GHz_18GHz	Polarity: Horizontal
EUT: Wi-Fi AP 4x4 OD small omni antenna US	Power: AC 120V/60Hz
Test Mode: Transmit by 802.11ac-VHT80 at channel 5290MHz Ant 3	

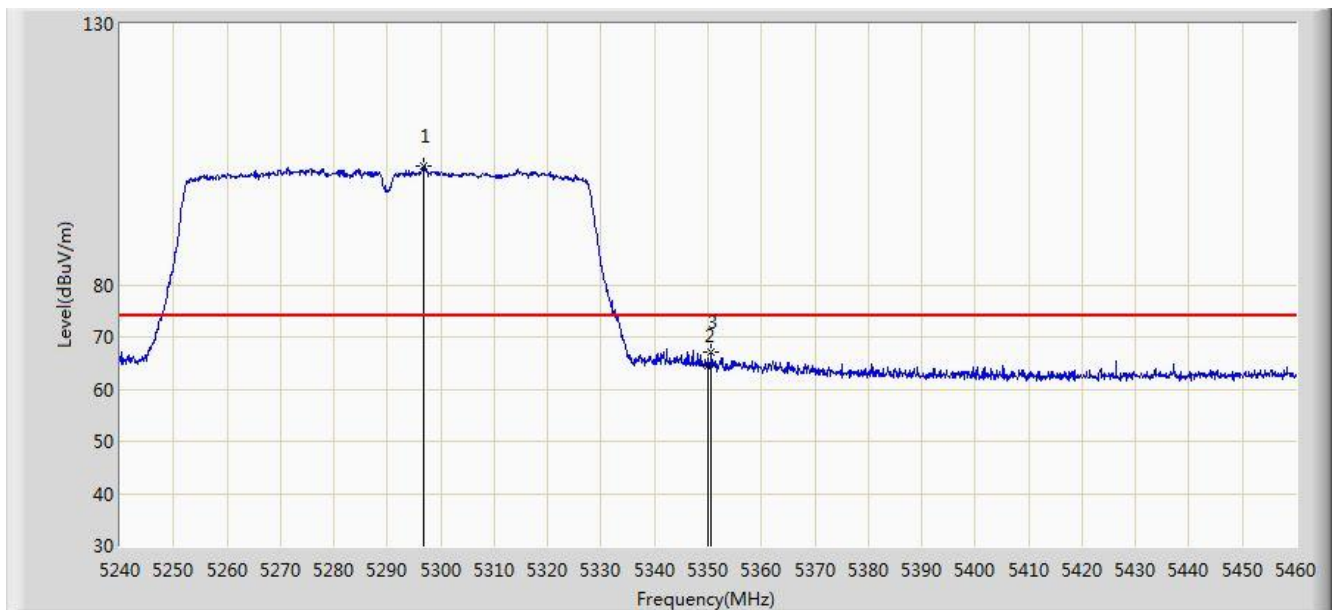


No	Flag	Mark	Frequency (MHz)	Measure Level (dBuV/m)	Reading Level (dBuV)	Margin (dB)	Limit (dBuV/m)	Factor (dB)	Type
1		*	5302.150	86.202	47.005	N/A	N/A	39.197	AV
2			5350.000	51.649	12.324	-2.351	54.000	39.324	AV

Note: Measure Level (dBμV/m) = Reading Level (dBμV) + Factor (dB)

Factor (dB) = Cable Loss (dB) + Antenna Factor (dB/m).

Site: AC1	Time: 2017/03/23 - 00:00
Limit: FCC_Part15.209_RE(3m)	Engineer: Kevin Ker
Probe: BBHA9120D_1GHz_18GHz	Polarity: Vertical
EUT: Wi-Fi AP 4x4 OD small omni antenna US	Power: AC 120V/60Hz
Test Mode: Transmit by 802.11ac-VHT80 at channel 5290MHz Ant 3	

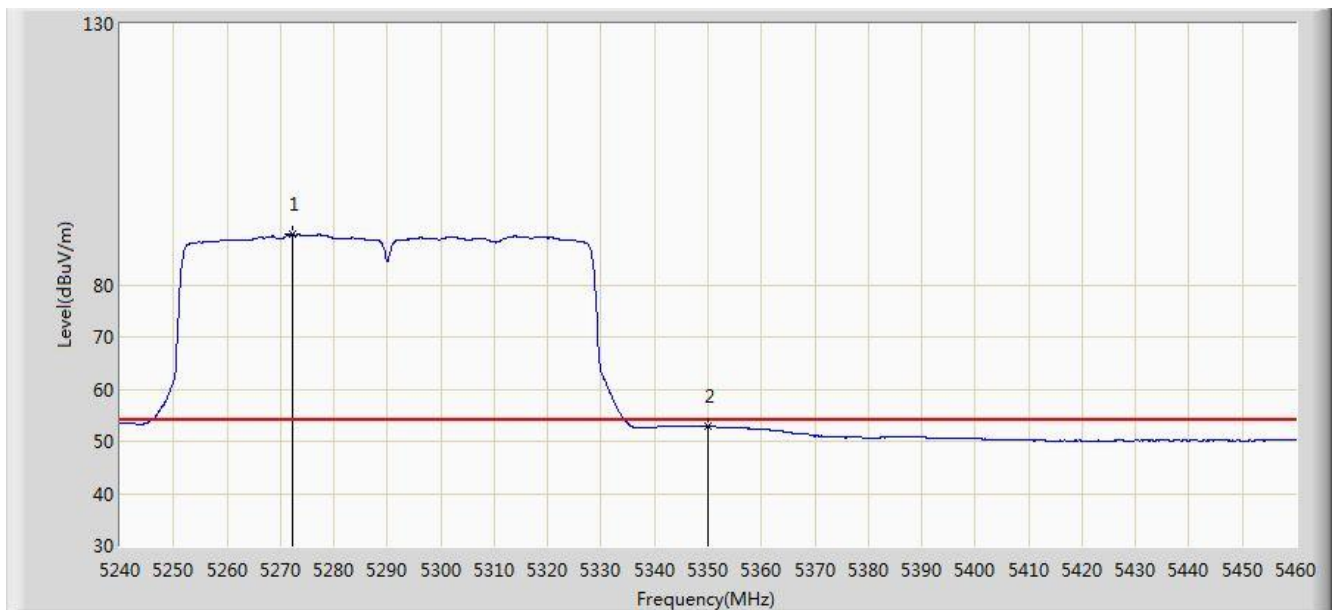


No	Flag	Mark	Frequency (MHz)	Measure Level (dBuV/m)	Reading Level (dBuV)	Margin (dB)	Limit (dBuV/m)	Factor (dB)	Type
1		*	5296.760	102.850	63.655	N/A	N/A	39.195	PK
2			5350.000	64.580	25.255	-9.420	74.000	39.324	PK
3			5350.550	67.032	27.706	-6.968	74.000	39.326	PK

Note: Measure Level (dB $\mu$ V/m) = Reading Level (dB $\mu$ V) + Factor (dB)

Factor (dB) = Cable Loss (dB) + Antenna Factor (dB/m).

Site: AC1	Time: 2017/03/23 - 00:01
Limit: FCC_Part15.209_RE(3m)	Engineer: Kevin Ker
Probe: BBHA9120D_1GHz_18GHz	Polarity: Vertical
EUT: Wi-Fi AP 4x4 OD small omni antenna US	Power: AC 120V/60Hz
Test Mode: Transmit by 802.11ac-VHT80 at channel 5290MHz Ant 3	

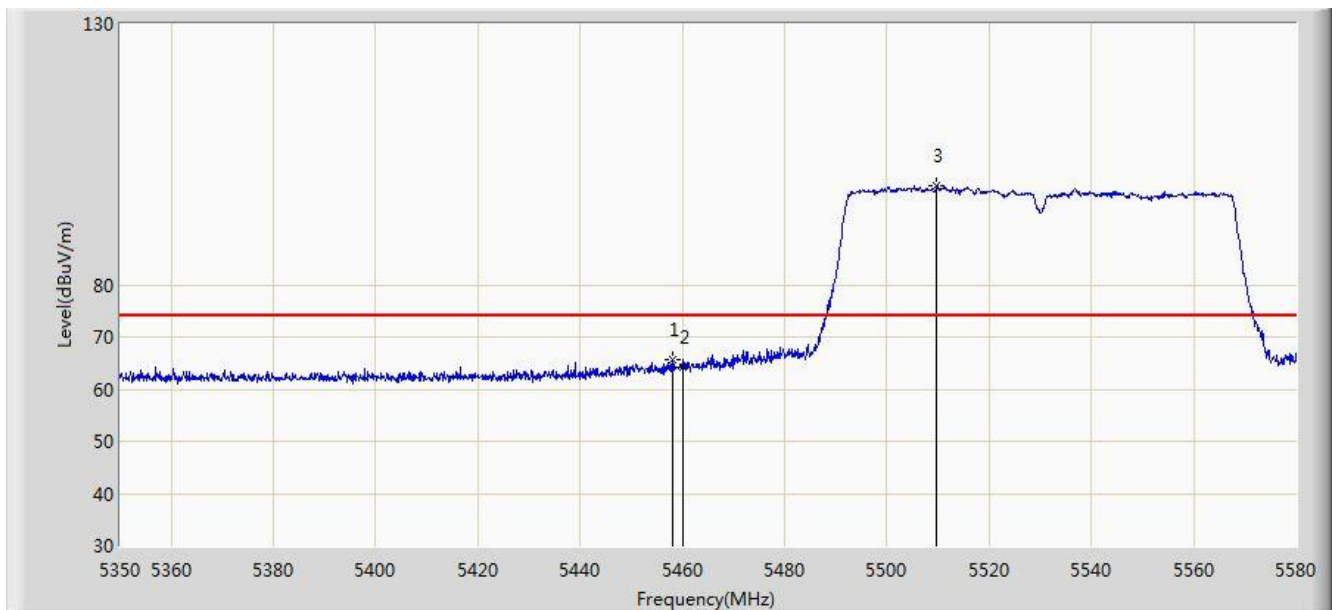


No	Flag	Mark	Frequency (MHz)	Measure Level (dBuV/m)	Reading Level (dBuV)	Margin (dB)	Limit (dBuV/m)	Factor (dB)	Type
1		*	5272.340	89.640	50.438	N/A	N/A	39.202	AV
2			5350.000	52.927	13.602	-1.073	54.000	39.324	AV

Note: Measure Level (dB $\mu$ V/m) = Reading Level (dB $\mu$ V) + Factor (dB)

Factor (dB) = Cable Loss (dB) + Antenna Factor (dB/m).

Site: AC1	Time: 2017/03/23 - 00:09
Limit: FCC_Part15.209_RE(3m)	Engineer: Kevin Ker
Probe: BBHA9120D_1GHz_18GHz	Polarity: Horizontal
EUT: Wi-Fi AP 4x4 OD small omni antenna US	Power: AC 120V/60Hz
Test Mode: Transmit by 802.11ac-VHT80 at channel 5530MHz Ant 3	

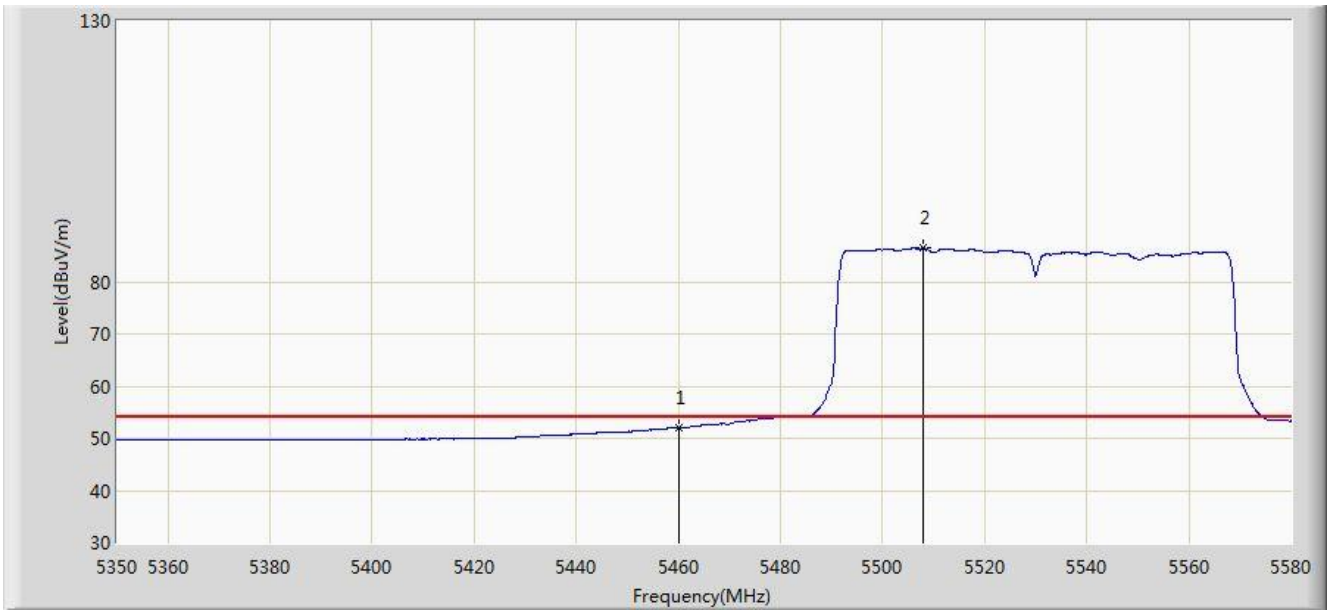


No	Flag	Mark	Frequency (MHz)	Measure Level (dBuV/m)	Reading Level (dBuV)	Margin (dB)	Limit (dBuV/m)	Factor (dB)	Type
1			5457.985	65.626	25.994	-8.374	74.000	39.632	PK
2			5460.000	64.322	24.686	-9.678	74.000	39.636	PK
3		*	5509.735	98.879	59.151	N/A	N/A	39.728	PK

Note: Measure Level (dB $\mu$ V/m) = Reading Level (dB $\mu$ V) + Factor (dB)

Factor (dB) = Cable Loss (dB) + Antenna Factor (dB/m).

Site: AC1	Time: 2017/03/23 - 00:09
Limit: FCC_Part15.209_RE(3m)	Engineer: Kevin Ker
Probe: BBHA9120D_1GHz_18GHz	Polarity: Horizontal
EUT: Wi-Fi AP 4x4 OD small omni antenna US	Power: AC 120V/60Hz
Test Mode: Transmit by 802.11ac-VHT80 at channel 5530MHz Ant 3	



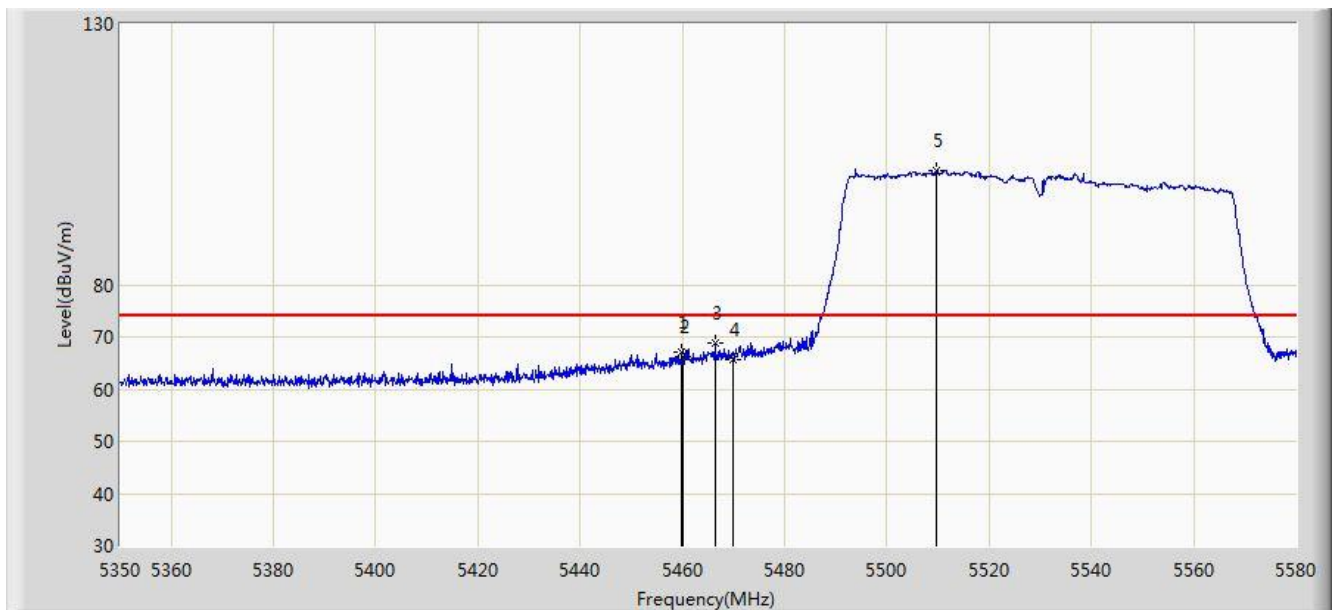
No	Flag	Mark	Frequency (MHz)	Measure Level (dBuV/m)	Reading Level (dBuV)	Margin (dB)	Limit (dBuV/m)	Factor (dB)	Type
1			5460.000	51.995	12.359	-2.005	54.000	39.636	AV
2		*	5508.010	86.429	46.704	N/A	N/A	39.725	AV

Note: Measure Level (dB $\mu$ V/m) = Reading Level (dB $\mu$ V) + Factor (dB)

Factor (dB) = Cable Loss (dB) + Antenna Factor (dB/m).



Site: AC1	Time: 2017/03/23 - 00:08
Limit: FCC_Part15.209_RE(3m)	Engineer: Kevin Ker
Probe: BBHA9120D_1GHz_18GHz	Polarity: Vertical
EUT: Wi-Fi AP 4x4 OD small omni antenna US	Power: AC 120V/60Hz
Test Mode: Transmit by 802.11ac-VHT80 at channel 5530MHz Ant 3	

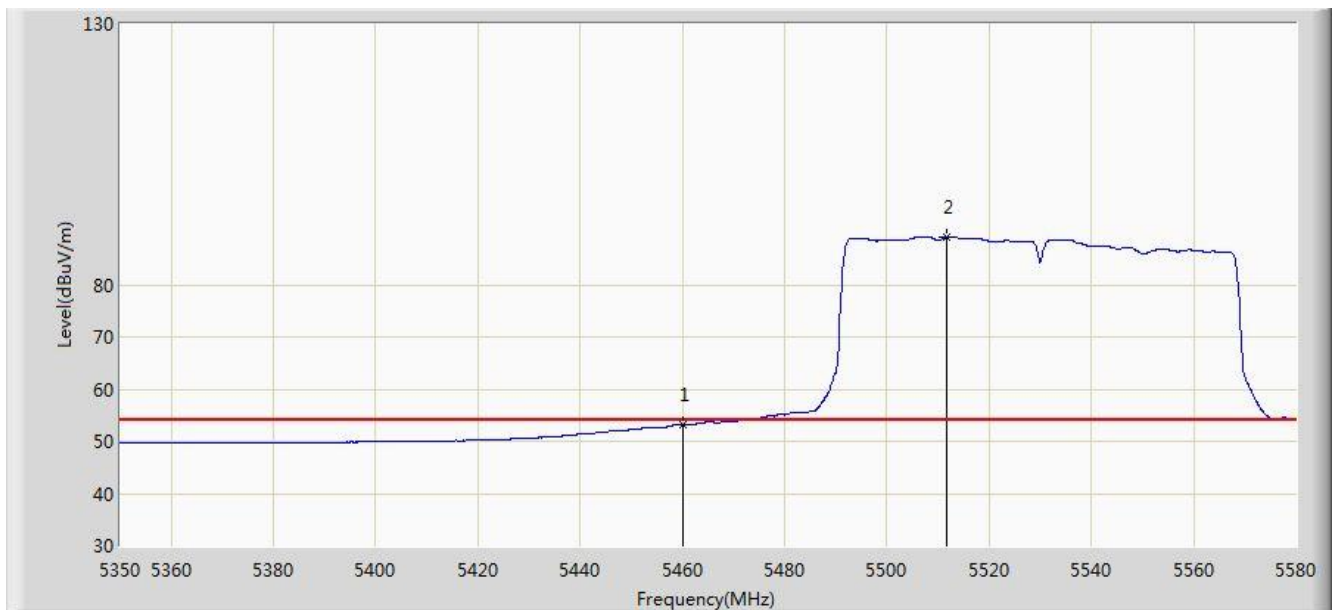


No	Flag	Mark	Frequency (MHz)	Measure Level (dBuV/m)	Reading Level (dBuV)	Margin (dB)	Limit (dBuV/m)	Factor (dB)	Type
1			5459.940	67.020	27.384	-6.980	74.000	39.636	PK
2			5460.000	66.139	26.503	-7.861	74.000	39.636	PK
3			5466.380	68.862	29.214	-5.138	74.000	39.647	PK
4			5470.000	65.704	26.050	-8.296	74.000	39.654	PK
5		*	5509.735	102.015	62.287	N/A	N/A	39.728	PK

Note: Measure Level (dB $\mu$ V/m) = Reading Level (dB $\mu$ V) + Factor (dB)

Factor (dB) = Cable Loss (dB) + Antenna Factor (dB/m).

Site: AC1	Time: 2017/03/23 - 00:06
Limit: FCC_Part15.209_RE(3m)	Engineer: Kevin Ker
Probe: BBHA9120D_1GHz_18GHz	Polarity: Vertical
EUT: Wi-Fi AP 4x4 OD small omni antenna US	Power: AC 120V/60Hz
Test Mode: Transmit by 802.11ac-VHT80 at channel 5530MHz Ant 3	

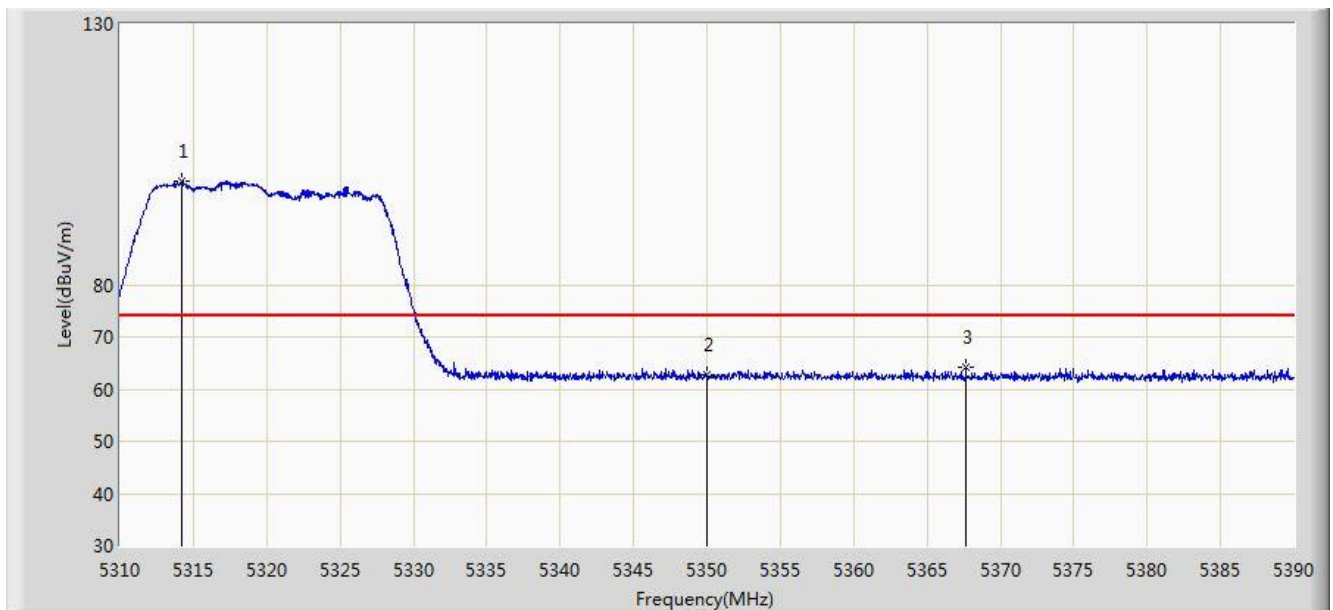


No	Flag	Mark	Frequency (MHz)	Measure Level (dBuV/m)	Reading Level (dBuV)	Margin (dB)	Limit (dBuV/m)	Factor (dB)	Type
1			5460.000	53.167	13.531	-0.833	54.000	39.636	AV
2		*	5511.805	89.185	49.453	N/A	N/A	39.732	AV

Note: Measure Level (dB $\mu$ V/m) = Reading Level (dB $\mu$ V) + Factor (dB)

Factor (dB) = Cable Loss (dB) + Antenna Factor (dB/m).

Site: AC1	Time: 2017/03/23 - 00:26
Limit: FCC_Part15.209_RE(3m)	Engineer: Kevin Ker
Probe: BBHA9120D_1GHz_18GHz	Polarity: Horizontal
EUT: Wi-Fi AP 4x4 OD small omni antenna US	Power: AC 120V/60Hz
Test Mode: Transmit by 802.11a at channel 5320MHz Ant 0+1+2+3	

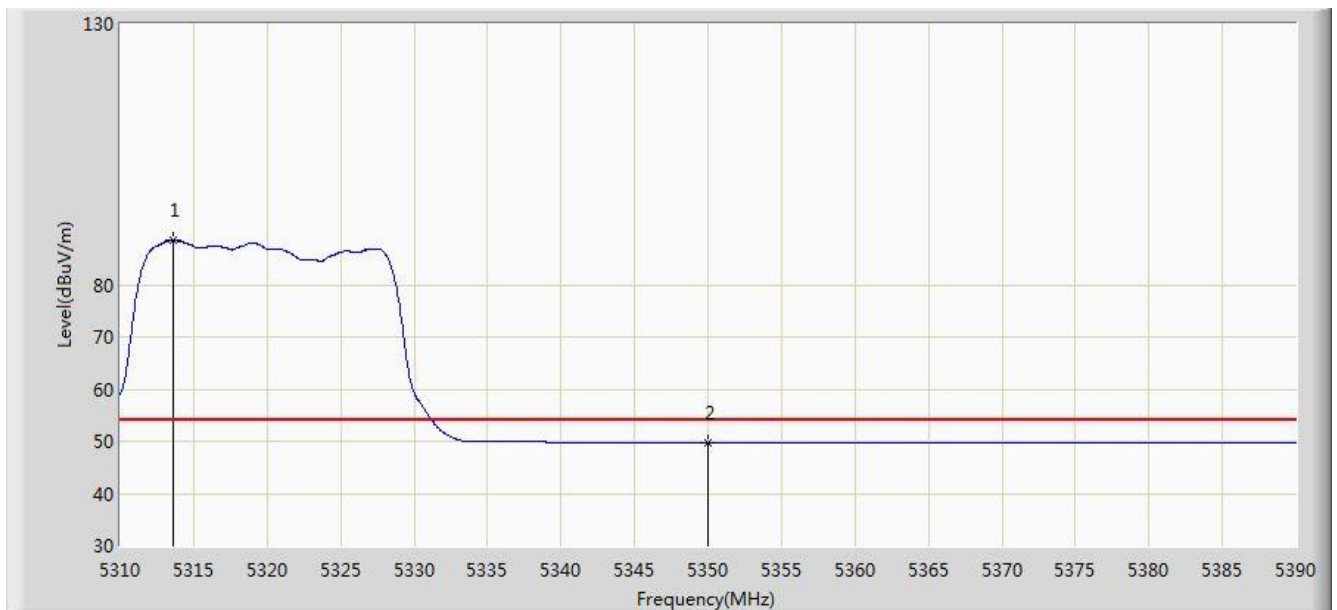


No	Flag	Mark	Frequency (MHz)	Measure Level (dBuV/m)	Reading Level (dBuV)	Margin (dB)	Limit (dBuV/m)	Factor (dB)	Type
1		*	5314.240	99.730	60.501	N/A	N/A	39.229	PK
2			5350.000	62.622	23.297	-11.378	74.000	39.324	PK
3			5367.640	64.129	24.758	-9.871	74.000	39.371	PK

Note: Measure Level (dB $\mu$ V/m) = Reading Level (dB $\mu$ V) + Factor (dB)

Factor (dB) = Cable Loss (dB) + Antenna Factor (dB/m).

Site: AC1	Time: 2017/03/23 - 00:28
Limit: FCC_Part15.209_RE(3m)	Engineer: Kevin Ker
Probe: BBHA9120D_1GHz_18GHz	Polarity: Horizontal
EUT: Wi-Fi AP 4x4 OD small omni antenna US	Power: AC 120V/60Hz
Test Mode: Transmit by 802.11a at channel 5320MHz Ant 0+1+2+3	

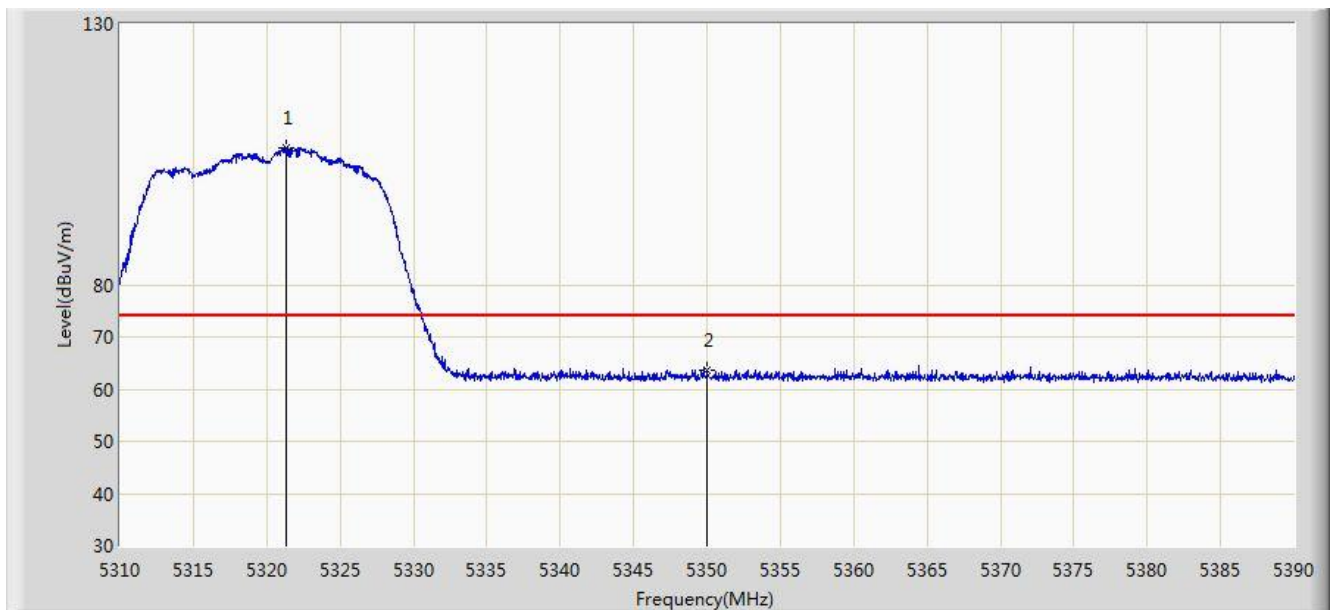


No	Flag	Mark	Frequency (MHz)	Measure Level (dBuV/m)	Reading Level (dBuV)	Margin (dB)	Limit (dBuV/m)	Factor (dB)	Type
1		*	5313.560	88.528	49.301	N/A	N/A	39.227	AV
2			5350.000	49.745	10.420	-4.255	54.000	39.324	AV

Note: Measure Level (dB $\mu$ V/m) = Reading Level (dB $\mu$ V) + Factor (dB)

Factor (dB) = Cable Loss (dB) + Antenna Factor (dB/m).

Site: AC1	Time: 2017/03/23 - 00:32
Limit: FCC_Part15.209_RE(3m)	Engineer: Kevin Ker
Probe: BBHA9120D_1GHz_18GHz	Polarity: Vertical
EUT: Wi-Fi AP 4x4 OD small omni antenna US	Power: AC 120V/60Hz
Test Mode: Transmit by 802.11a at channel 5320MHz Ant 0+1+2+3	

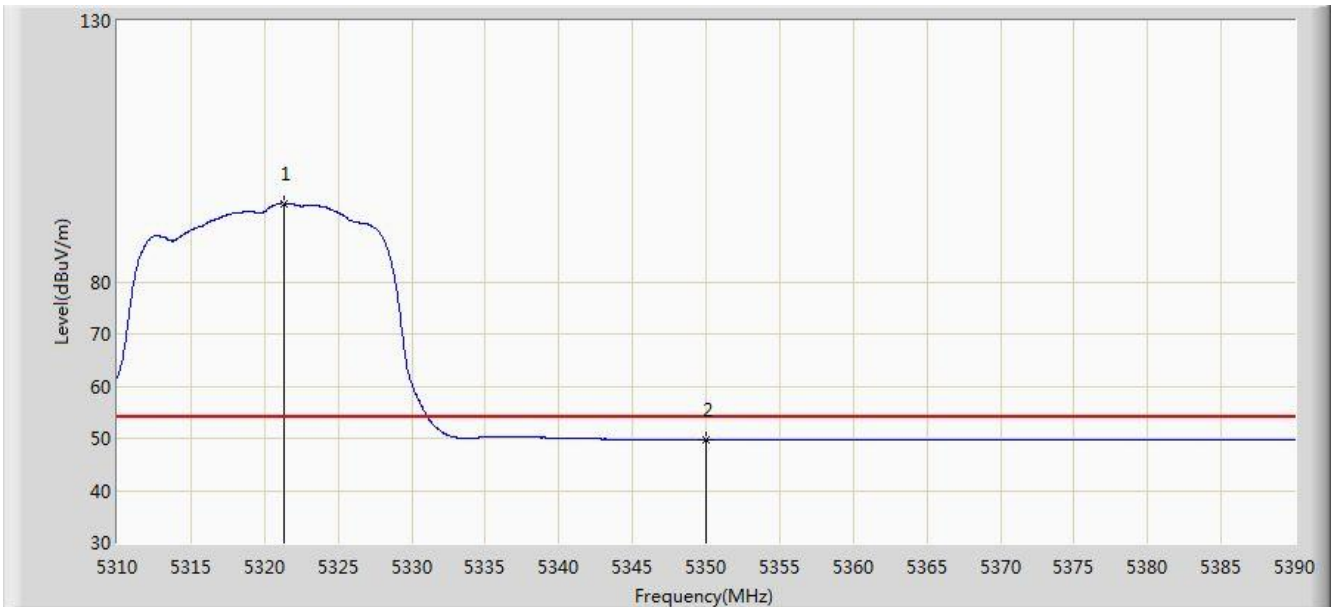


No	Flag	Mark	Frequency (MHz)	Measure Level (dBuV/m)	Reading Level (dBuV)	Margin (dB)	Limit (dBuV/m)	Factor (dB)	Type
1		*	5321.280	106.290	67.042	N/A	N/A	39.248	PK
2			5350.000	63.483	24.158	-10.517	74.000	39.324	PK

Note: Measure Level (dB $\mu$ V/m) = Reading Level (dB $\mu$ V) + Factor (dB)

Factor (dB) = Cable Loss (dB) + Antenna Factor (dB/m).

Site: AC1	Time: 2017/03/23 - 00:33
Limit: FCC_Part15.209_RE(3m)	Engineer: Kevin Ker
Probe: BBHA9120D_1GHz_18GHz	Polarity: Vertical
EUT: Wi-Fi AP 4x4 OD small omni antenna US	Power: AC 120V/60Hz
Test Mode: Transmit by 802.11a at channel 5320MHz Ant 0+1+2+3	

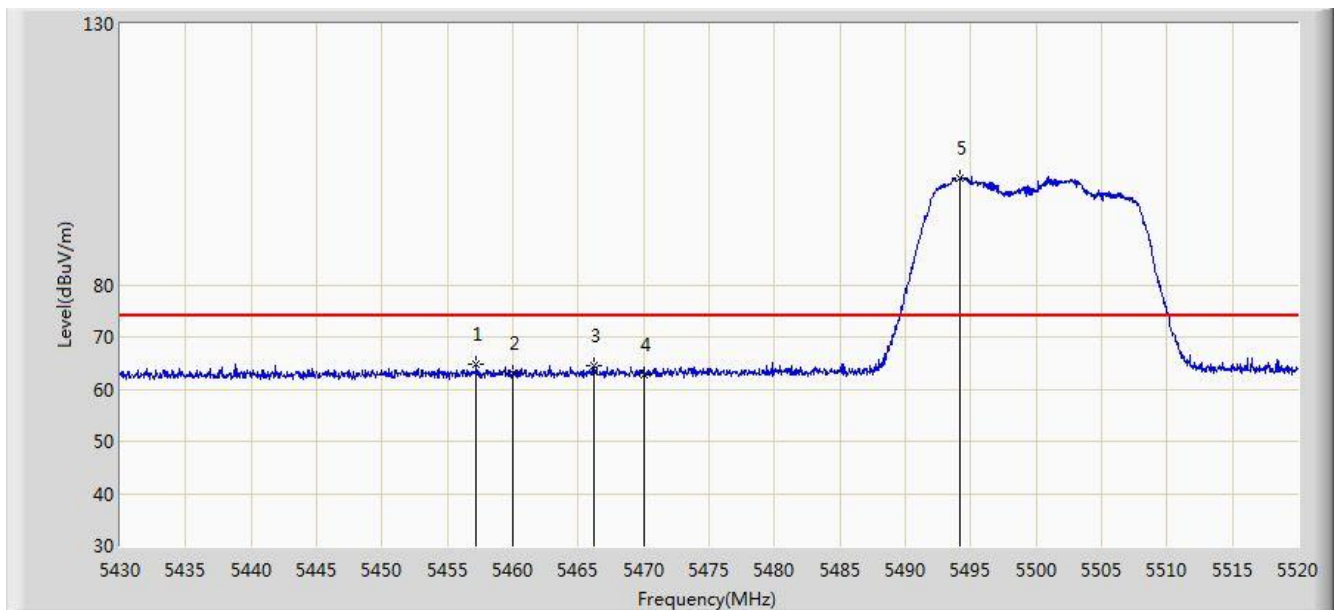


No	Flag	Mark	Frequency (MHz)	Measure Level (dBuV/m)	Reading Level (dBuV)	Margin (dB)	Limit (dBuV/m)	Factor (dB)	Type
1		*	5321.280	95.071	55.823	N/A	N/A	39.248	AV
2			5350.000	49.775	10.450	-4.225	54.000	39.324	AV

Note: Measure Level (dB $\mu$ V/m) = Reading Level (dB $\mu$ V) + Factor (dB)

Factor (dB) = Cable Loss (dB) + Antenna Factor (dB/m).

Site: AC1	Time: 2017/03/23 - 00:36
Limit: FCC_Part15.209_RE(3m)	Engineer: Kevin Ker
Probe: BBHA9120D_1GHz_18GHz	Polarity: Horizontal
EUT: Wi-Fi AP 4x4 OD small omni antenna US	Power: AC 120V/60Hz
Test Mode: Transmit by 802.11a at channel 5500MHz Ant 0+1+2+3	

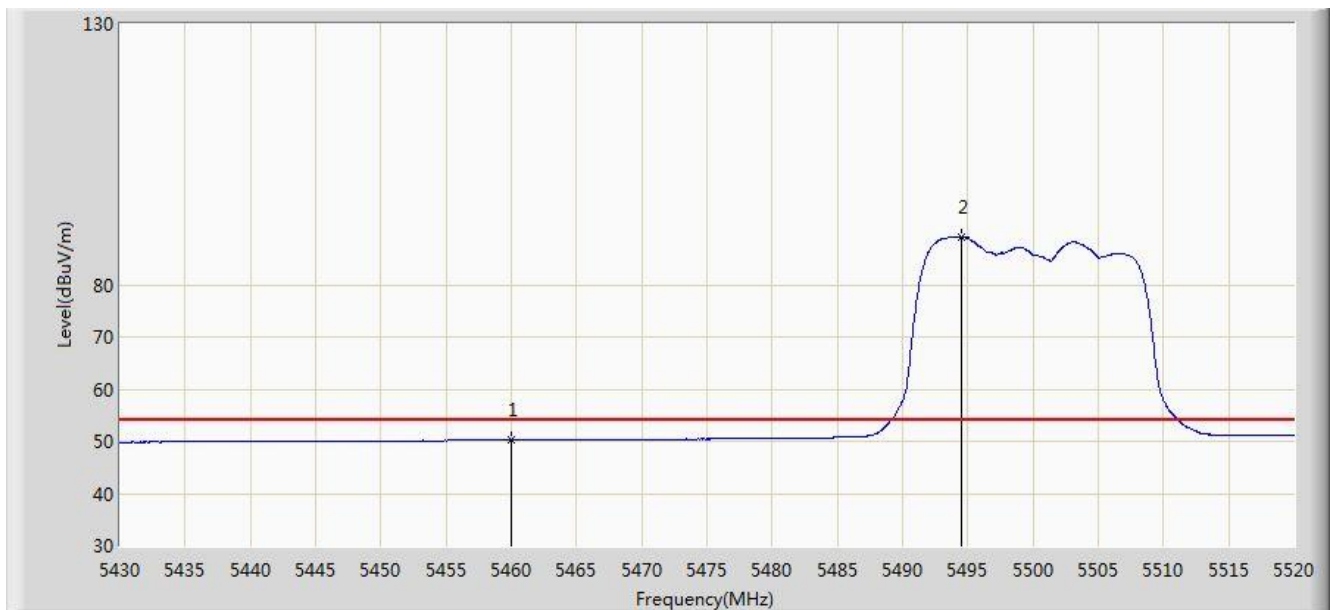


No	Flag	Mark	Frequency (MHz)	Measure Level (dBuV/m)	Reading Level (dBuV)	Margin (dB)	Limit (dBuV/m)	Factor (dB)	Type
1			5457.225	64.736	25.105	-9.264	74.000	39.631	PK
2			5460.000	63.142	23.506	-10.858	74.000	39.636	PK
3			5466.225	64.533	24.886	-9.467	74.000	39.647	PK
4			5470.000	62.829	23.175	-11.171	74.000	39.654	PK
5		*	5494.170	100.443	60.743	N/A	N/A	39.699	PK

Note: Measure Level (dB $\mu$ V/m) = Reading Level (dB $\mu$ V) + Factor (dB)

Factor (dB) = Cable Loss (dB) + Antenna Factor (dB/m).

Site: AC1	Time: 2017/03/23 - 00:38
Limit: FCC_Part15.209_RE(3m)	Engineer: Kevin Ker
Probe: BBHA9120D_1GHz_18GHz	Polarity: Horizontal
EUT: Wi-Fi AP 4x4 OD small omni antenna US	Power: AC 120V/60Hz
Test Mode: Transmit by 802.11a at channel 5500MHz Ant 0+1+2+3	



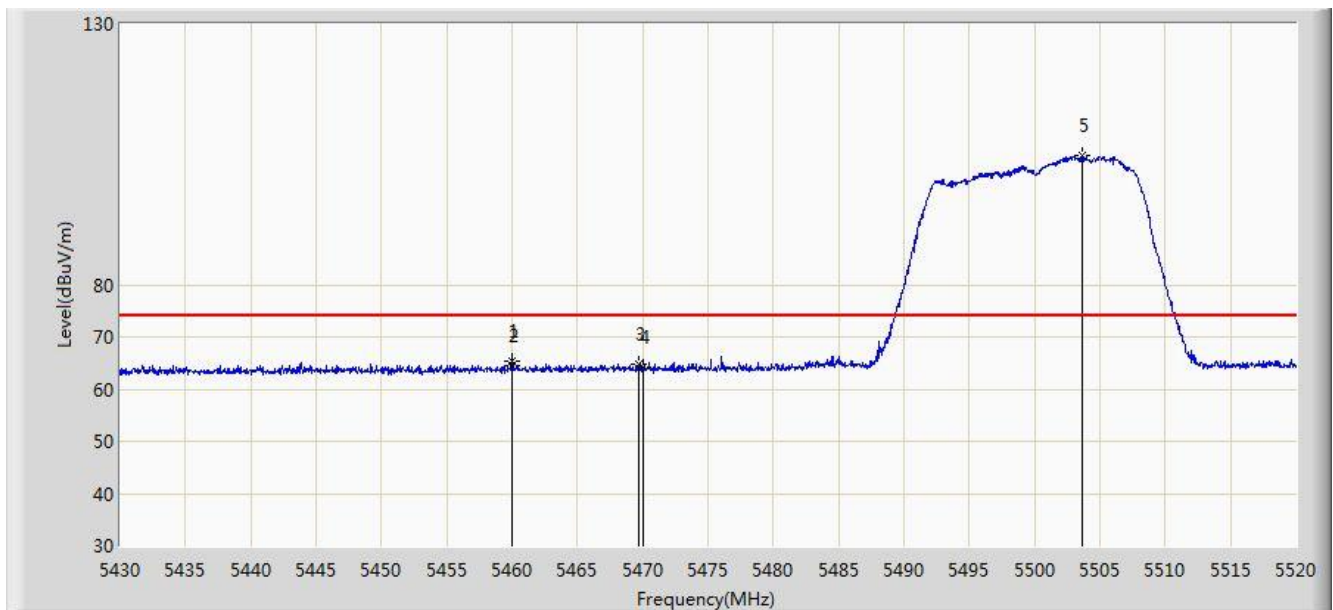
No	Flag	Mark	Frequency (MHz)	Measure Level (dBuV/m)	Reading Level (dBuV)	Margin (dB)	Limit (dBuV/m)	Factor (dB)	Type
1			5460.000	50.216	10.580	-3.784	54.000	39.636	AV
2		*	5494.485	89.193	49.493	N/A	N/A	39.700	AV

Note: Measure Level (dB $\mu$ V/m) = Reading Level (dB $\mu$ V) + Factor (dB)

Factor (dB) = Cable Loss (dB) + Antenna Factor (dB/m).



Site: AC1	Time: 2017/03/23 - 00:48
Limit: FCC_Part15.209_RE(3m)	Engineer: Kevin Ker
Probe: BBHA9120D_1GHz_18GHz	Polarity: Vertical
EUT: Wi-Fi AP 4x4 OD small omni antenna US	Power: AC 120V/60Hz
Test Mode: Transmit by 802.11a at channel 5500MHz Ant 0+1+2+3	

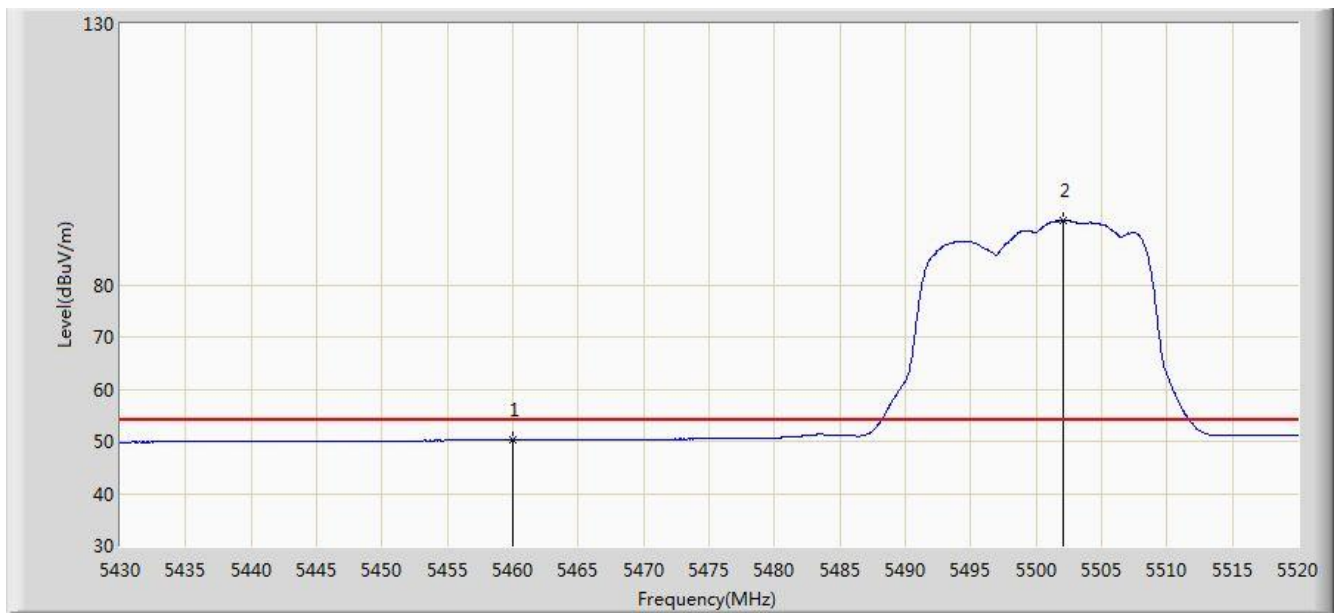


No	Flag	Mark	Frequency (MHz)	Measure Level (dBuV/m)	Reading Level (dBuV)	Margin (dB)	Limit (dBuV/m)	Factor (dB)	Type
1			5459.970	65.408	25.772	-8.592	74.000	39.636	PK
2			5460.000	64.483	24.847	-9.517	74.000	39.636	PK
3			5469.645	64.702	25.048	-9.298	74.000	39.654	PK
4			5470.000	64.114	24.460	-9.886	74.000	39.654	PK
5		*	5503.620	104.711	64.994	N/A	N/A	39.717	PK

Note: Measure Level (dB $\mu$ V/m) = Reading Level (dB $\mu$ V) + Factor (dB)

Factor (dB) = Cable Loss (dB) + Antenna Factor (dB/m).

Site: AC1	Time: 2017/03/23 - 00:58
Limit: FCC_Part15.209_RE(3m)	Engineer: Kevin Ker
Probe: BBHA9120D_1GHz_18GHz	Polarity: Vertical
EUT: Wi-Fi AP 4x4 OD small omni antenna US	Power: AC 120V/60Hz
Test Mode: Transmit by 802.11a at channel 5500MHz Ant 0+1+2+3	

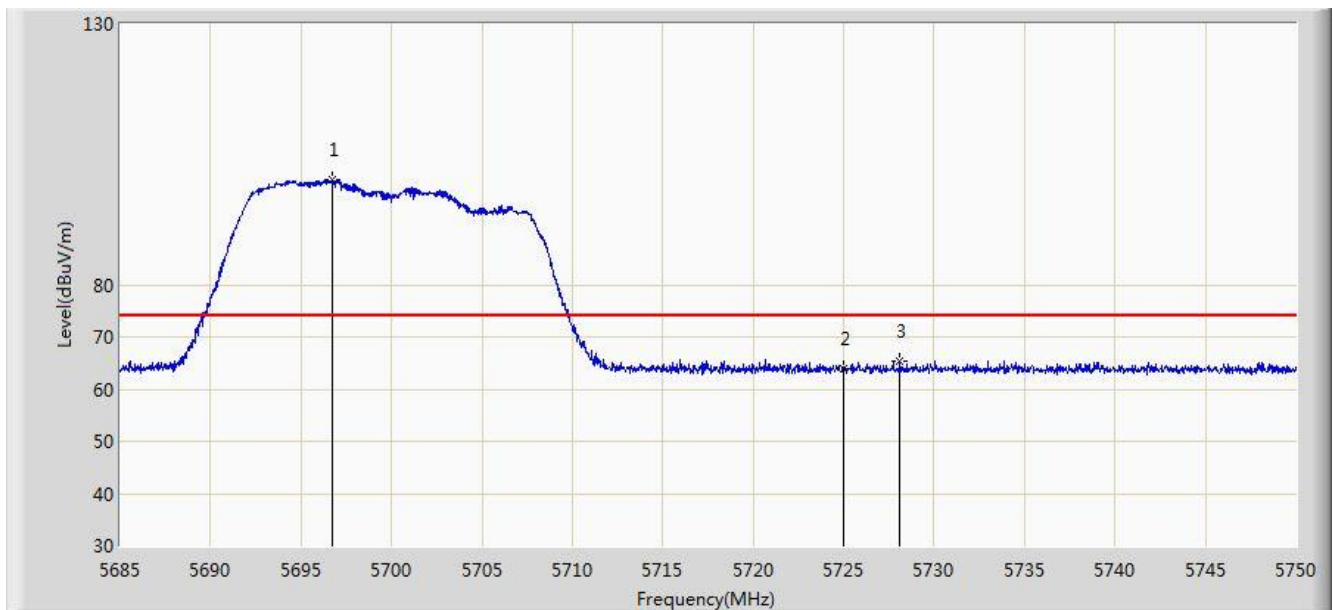


No	Flag	Mark	Frequency (MHz)	Measure Level (dBuV/m)	Reading Level (dBuV)	Margin (dB)	Limit (dBuV/m)	Factor (dB)	Type
1			5460.000	50.229	10.593	-3.771	54.000	39.636	AV
2		*	5502.045	92.184	52.470	N/A	N/A	39.714	AV

Note: Measure Level (dBμV/m) = Reading Level (dBμV) + Factor (dB)

Factor (dB) = Cable Loss (dB) + Antenna Factor (dB/m).

Site: AC1	Time: 2017/03/23 - 01:06
Limit: FCC_Part15.209_RE(3m)	Engineer: Kevin Ker
Probe: BBHA9120D_1GHz_18GHz	Polarity: Horizontal
EUT: Wi-Fi AP 4x4 OD small omni antenna US	Power: AC 120V/60Hz
Test Mode: Transmit by 802.11a at channel 5700MHz Ant 0+1+2+3	

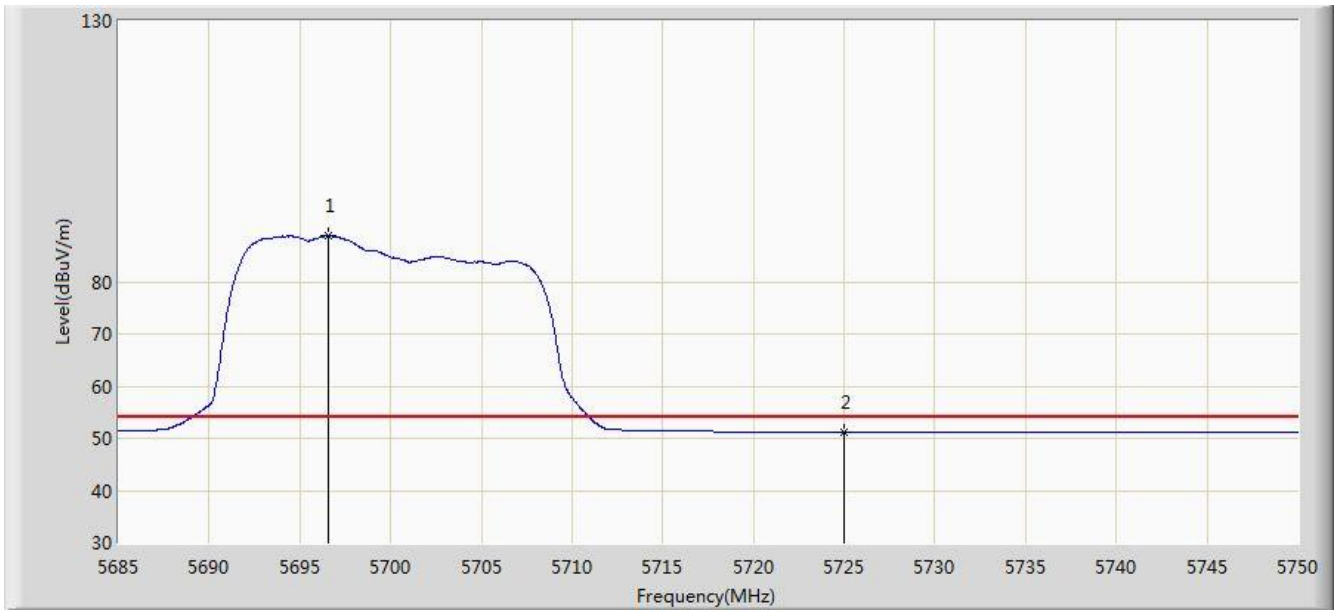


No	Flag	Mark	Frequency (MHz)	Measure Level (dBuV/m)	Reading Level (dBuV)	Margin (dB)	Limit (dBuV/m)	Factor (dB)	Type
1		*	5696.700	100.059	60.014	N/A	N/A	40.045	PK
2			5725.000	64.010	23.846	-9.990	74.000	40.164	PK
3			5728.127	65.257	25.079	-8.743	74.000	40.178	PK

Note: Measure Level (dB $\mu$ V/m) = Reading Level (dB $\mu$ V) + Factor (dB)

Factor (dB) = Cable Loss (dB) + Antenna Factor (dB/m).

Site: AC1	Time: 2017/03/23 - 01:07
Limit: FCC_Part15.209_RE(3m)	Engineer: Kevin Ker
Probe: BBHA9120D_1GHz_18GHz	Polarity: Horizontal
EUT: Wi-Fi AP 4x4 OD small omni antenna US	Power: AC 120V/60Hz
Test Mode: Transmit by 802.11a at channel 5700MHz Ant 0+1+2+3	

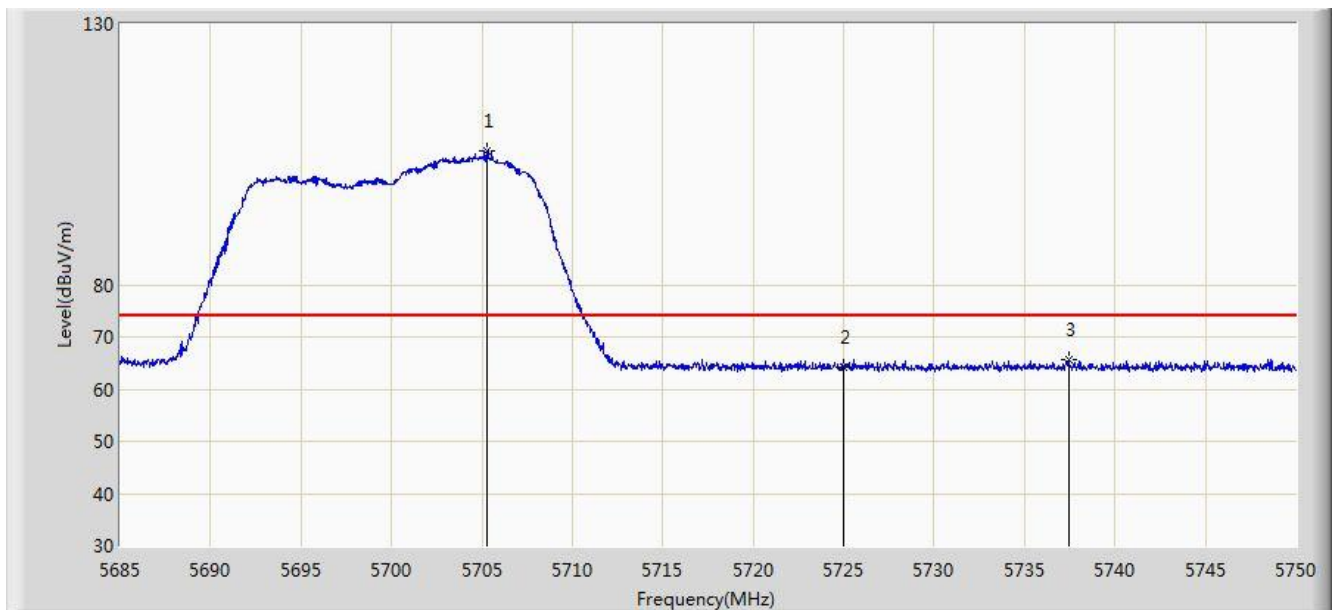


No	Flag	Mark	Frequency (MHz)	Measure Level (dBuV/m)	Reading Level (dBuV)	Margin (dB)	Limit (dBuV/m)	Factor (dB)	Type
1		*	5696.603	88.860	48.815	N/A	N/A	40.045	AV
2			5725.000	51.218	11.054	-2.782	54.000	40.164	AV

Note: Measure Level (dB $\mu$ V/m) = Reading Level (dB $\mu$ V) + Factor (dB)

Factor (dB) = Cable Loss (dB) + Antenna Factor (dB/m).

Site: AC1	Time: 2017/03/23 - 01:16
Limit: FCC_Part15.209_RE(3m)	Engineer: Kevin Ker
Probe: BBHA9120D_1GHz_18GHz	Polarity: Vertical
EUT: Wi-Fi AP 4x4 OD small omni antenna US	Power: AC 120V/60Hz
Test Mode: Transmit by 802.11a at channel 5700MHz Ant 0+1+2+3	

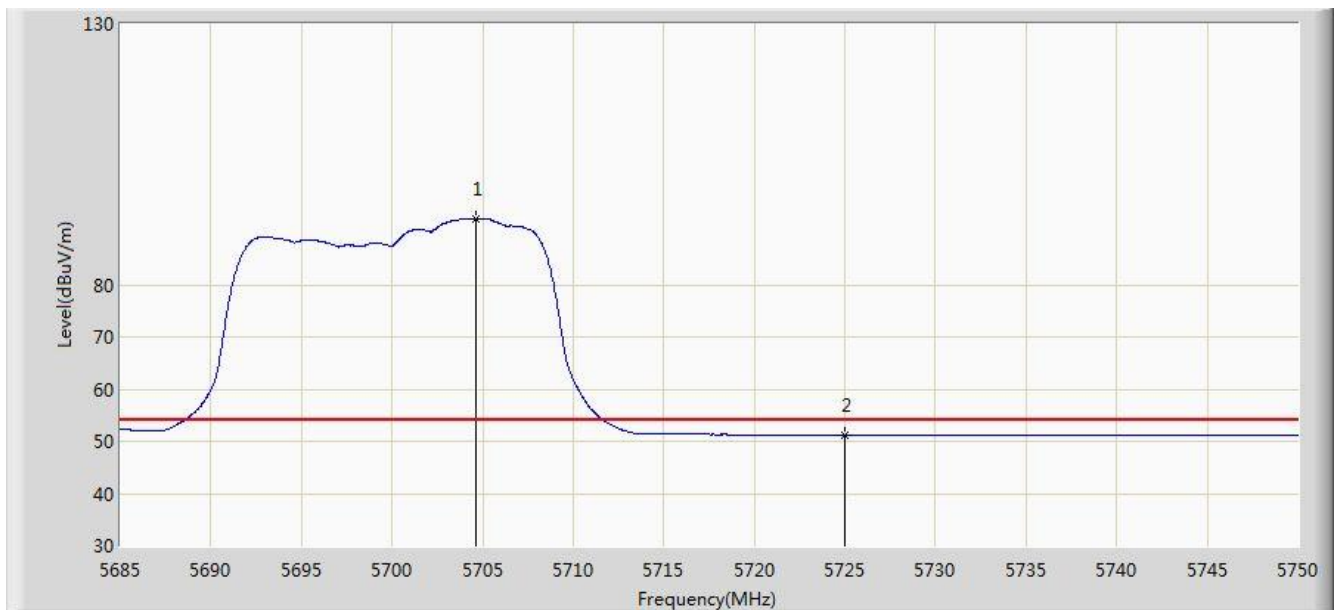


No	Flag	Mark	Frequency (MHz)	Measure Level (dBuV/m)	Reading Level (dBuV)	Margin (dB)	Limit (dBuV/m)	Factor (dB)	Type
1		*	5705.312	105.704	65.628	N/A	N/A	40.076	PK
2			5725.000	64.110	23.946	-9.890	74.000	40.164	PK
3			5737.422	65.712	25.491	-8.288	74.000	40.221	PK

Note: Measure Level (dB $\mu$ V/m) = Reading Level (dB $\mu$ V) + Factor (dB)

Factor (dB) = Cable Loss (dB) + Antenna Factor (dB/m).

Site: AC1	Time: 2017/03/23 - 01:19
Limit: FCC_Part15.209_RE(3m)	Engineer: Kevin Ker
Probe: BBHA9120D_1GHz_18GHz	Polarity: Vertical
EUT: Wi-Fi AP 4x4 OD small omni antenna US	Power: AC 120V/60Hz
Test Mode: Transmit by 802.11a at channel 5700MHz Ant 0+1+2+3	

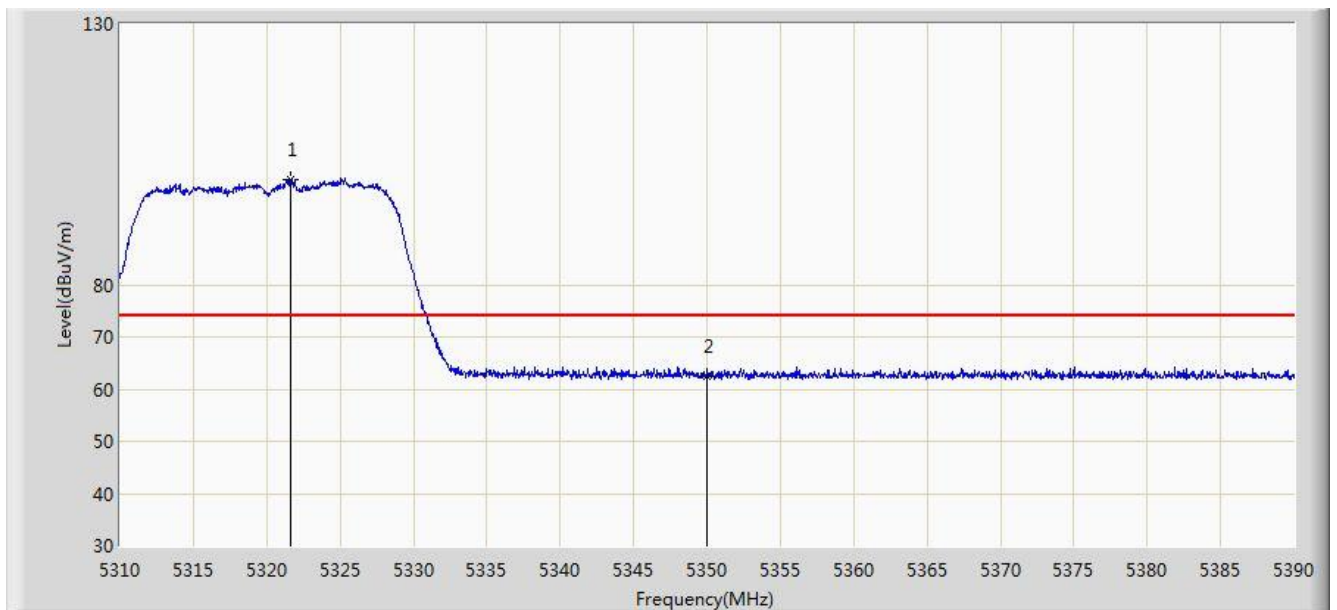


No	Flag	Mark	Frequency (MHz)	Measure Level (dBuV/m)	Reading Level (dBuV)	Margin (dB)	Limit (dBuV/m)	Factor (dB)	Type
1		*	5704.663	92.700	52.626	N/A	N/A	40.074	AV
2			5725.000	51.176	11.012	-2.824	54.000	40.164	AV

Note: Measure Level (dB $\mu$ V/m) = Reading Level (dB $\mu$ V) + Factor (dB)

Factor (dB) = Cable Loss (dB) + Antenna Factor (dB/m).

Site: AC1	Time: 2017/03/23 - 09:47
Limit: FCC_Part15.209_RE(3m)	Engineer: Kevin Ker
Probe: BBHA9120D_1GHz_18GHz	Polarity: Horizontal
EUT: Wi-Fi AP 4x4 OD small omni antenna US	Power: AC 120V/60Hz
Test Mode: Transmit by 802.11n-HT20 at channel 5320MHz Ant 0+1+2+3	

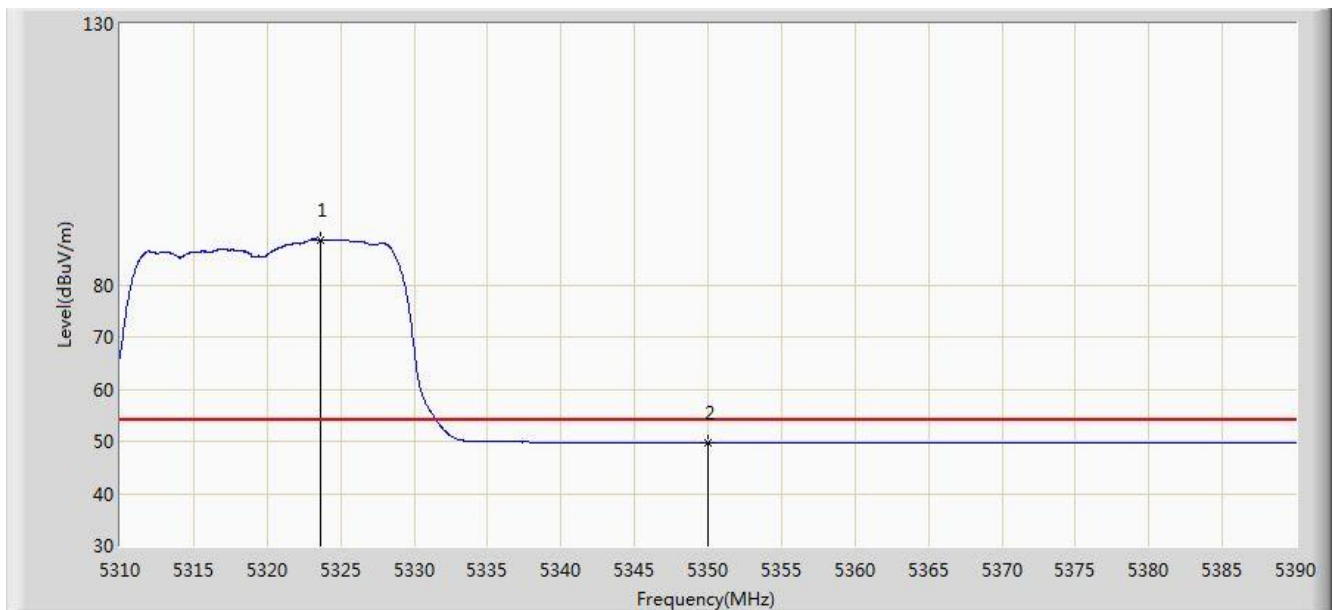


No	Flag	Mark	Frequency (MHz)	Measure Level (dBuV/m)	Reading Level (dBuV)	Margin (dB)	Limit (dBuV/m)	Factor (dB)	Type
1		*	5321.640	100.055	60.806	N/A	N/A	39.249	PK
2			5350.000	62.360	23.035	-11.640	74.000	39.324	PK

Note: Measure Level (dB $\mu$ V/m) = Reading Level (dB $\mu$ V) + Factor (dB)

Factor (dB) = Cable Loss (dB) + Antenna Factor (dB/m).

Site: AC1	Time: 2017/03/23 - 15:01
Limit: FCC_Part15.209_RE(3m)	Engineer: Kevin Ker
Probe: BBHA9120D_1GHz_18GHz	Polarity: Horizontal
EUT: Wi-Fi AP 4x4 OD small omni antenna US	Power: AC 120V/60Hz
Test Mode: Transmit by 802.11n-HT20 at channel 5320MHz Ant 0+1+2+3	



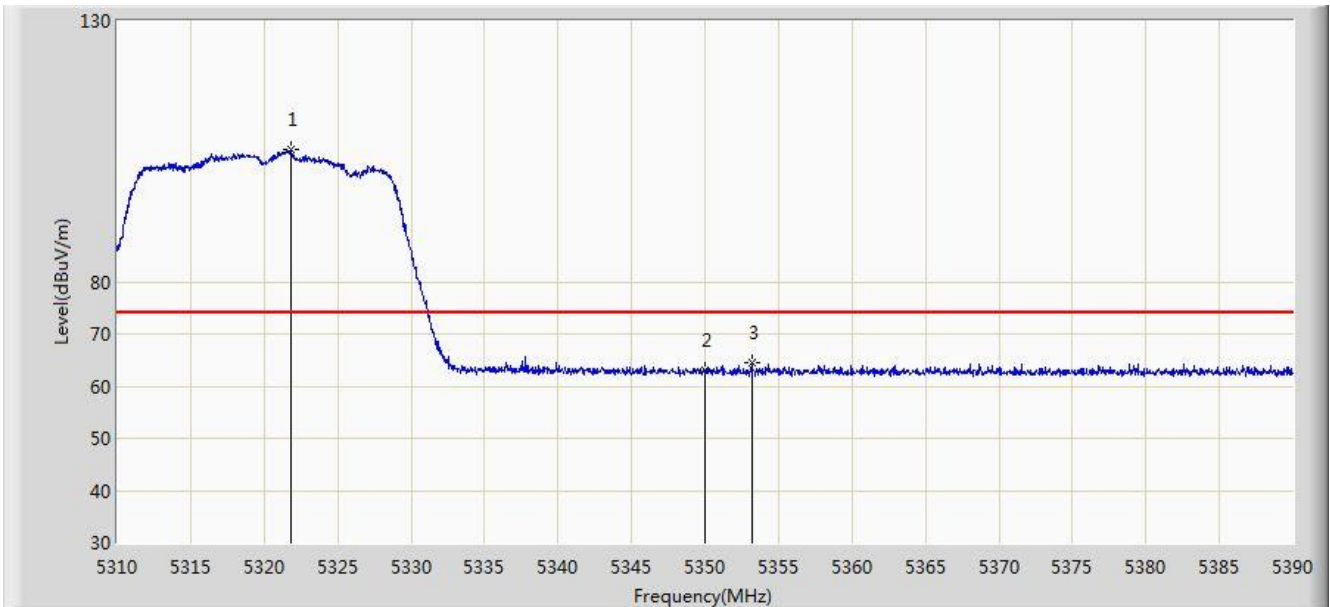
No	Flag	Mark	Frequency (MHz)	Measure Level (dBuV/m)	Reading Level (dBuV)	Margin (dB)	Limit (dBuV/m)	Factor (dB)	Type
1		*	5323.640	88.554	49.300	N/A	N/A	39.254	AV
2			5350.000	49.748	10.423	-4.252	54.000	39.324	AV

Note: Measure Level (dB $\mu$ V/m) = Reading Level (dB $\mu$ V) + Factor (dB)

Factor (dB) = Cable Loss (dB) + Antenna Factor (dB/m).



Site: AC1	Time: 2017/03/23 - 15:03
Limit: FCC_Part15.209_RE(3m)	Engineer: Kevin Ker
Probe: BBHA9120D_1GHz_18GHz	Polarity: Vertical
EUT: Wi-Fi AP 4x4 OD small omni antenna US	Power: AC 120V/60Hz
Test Mode: Transmit by 802.11n-HT20 at channel 5320MHz Ant 0+1+2+3	

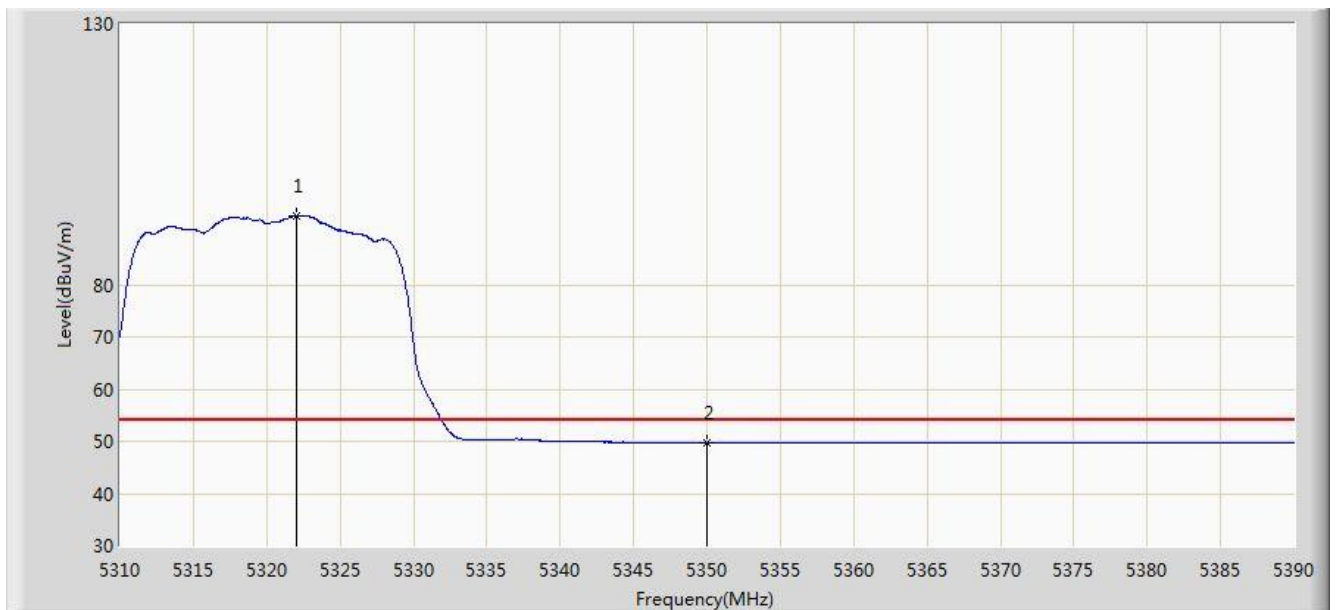


No	Flag	Mark	Frequency (MHz)	Measure Level (dBuV/m)	Reading Level (dBuV)	Margin (dB)	Limit (dBuV/m)	Factor (dB)	Type
1		*	5321.840	105.373	66.123	N/A	N/A	39.250	PK
2			5350.000	62.988	23.663	-11.012	74.000	39.324	PK
3			5353.160	64.417	25.084	-9.583	74.000	39.333	PK

Note: Measure Level (dB $\mu$ V/m) = Reading Level (dB $\mu$ V) + Factor (dB)

Factor (dB) = Cable Loss (dB) + Antenna Factor (dB/m).

Site: AC1	Time: 2017/03/23 - 15:06
Limit: FCC_Part15.209_RE(3m)	Engineer: Kevin Ker
Probe: BBHA9120D_1GHz_18GHz	Polarity: Vertical
EUT: Wi-Fi AP 4x4 OD small omni antenna US	Power: AC 120V/60Hz
Test Mode: Transmit by 802.11n-HT20 at channel 5320MHz Ant 0+1+2+3	

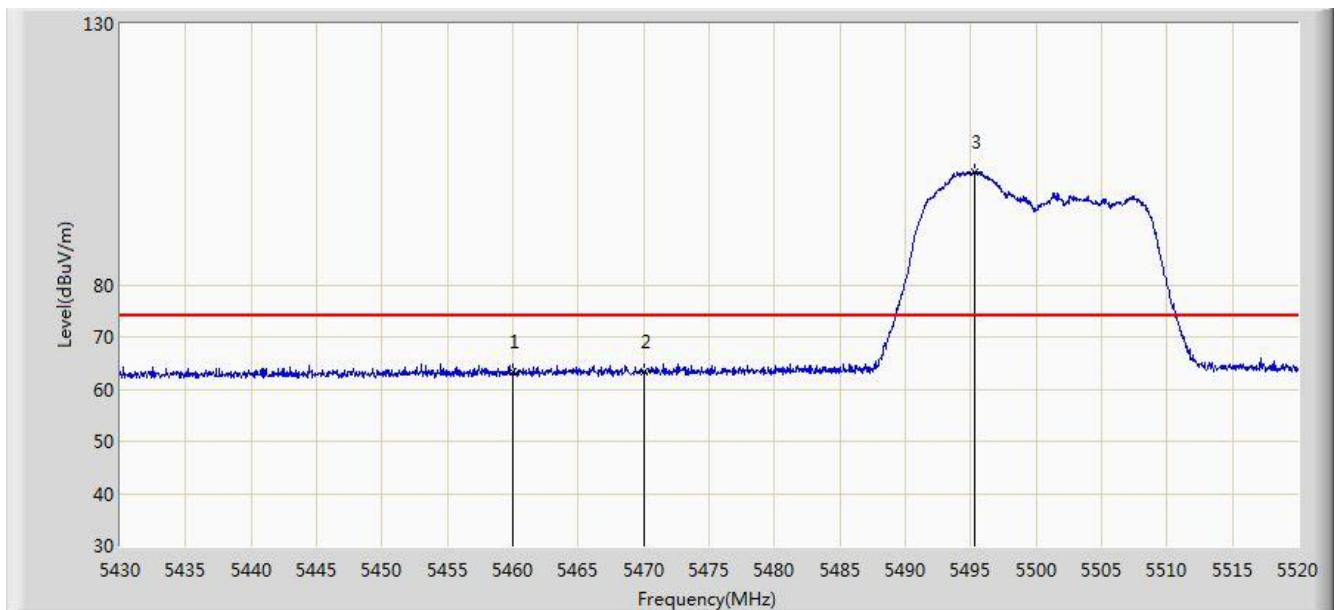


No	Flag	Mark	Frequency (MHz)	Measure Level (dBuV/m)	Reading Level (dBuV)	Margin (dB)	Limit (dBuV/m)	Factor (dB)	Type
1		*	5322.080	93.204	53.954	N/A	N/A	39.250	AV
2			5350.000	49.751	10.426	-4.249	54.000	39.324	AV

Note: Measure Level (dB $\mu$ V/m) = Reading Level (dB $\mu$ V) + Factor (dB)

Factor (dB) = Cable Loss (dB) + Antenna Factor (dB/m).

Site: AC1	Time: 2017/03/23 - 15:10
Limit: FCC_Part15.209_RE(3m)	Engineer: Kevin Ker
Probe: BBHA9120D_1GHz_18GHz	Polarity: Horizontal
EUT: Wi-Fi AP 4x4 OD small omni antenna US	Power: AC 120V/60Hz
Test Mode: Transmit by 802.11n-HT20 at channel 5500MHz Ant 0+1+2+3	

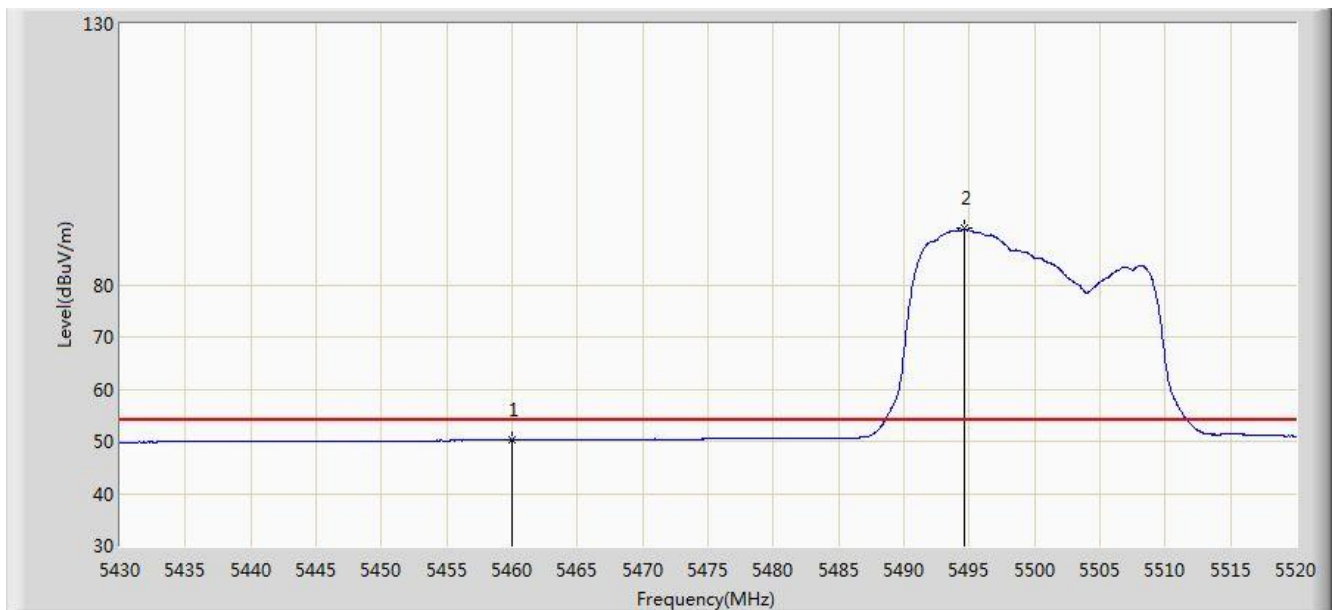


No	Flag	Mark	Frequency (MHz)	Measure Level (dBuV/m)	Reading Level (dBuV)	Margin (dB)	Limit (dBuV/m)	Factor (dB)	Type
1			5460.000	63.229	23.593	-10.771	74.000	39.636	PK
2			5470.000	63.355	23.701	-10.645	74.000	39.654	PK
3		*	5495.295	101.702	62.000	N/A	N/A	39.701	PK

Note: Measure Level (dB $\mu$ V/m) = Reading Level (dB $\mu$ V) + Factor (dB)

Factor (dB) = Cable Loss (dB) + Antenna Factor (dB/m).

Site: AC1	Time: 2017/03/23 - 15:13
Limit: FCC_Part15.209_RE(3m)	Engineer: Kevin Ker
Probe: BBHA9120D_1GHz_18GHz	Polarity: Horizontal
EUT: Wi-Fi AP 4x4 OD small omni antenna US	Power: AC 120V/60Hz
Test Mode: Transmit by 802.11n-HT20 at channel 5500MHz Ant 0+1+2+3	

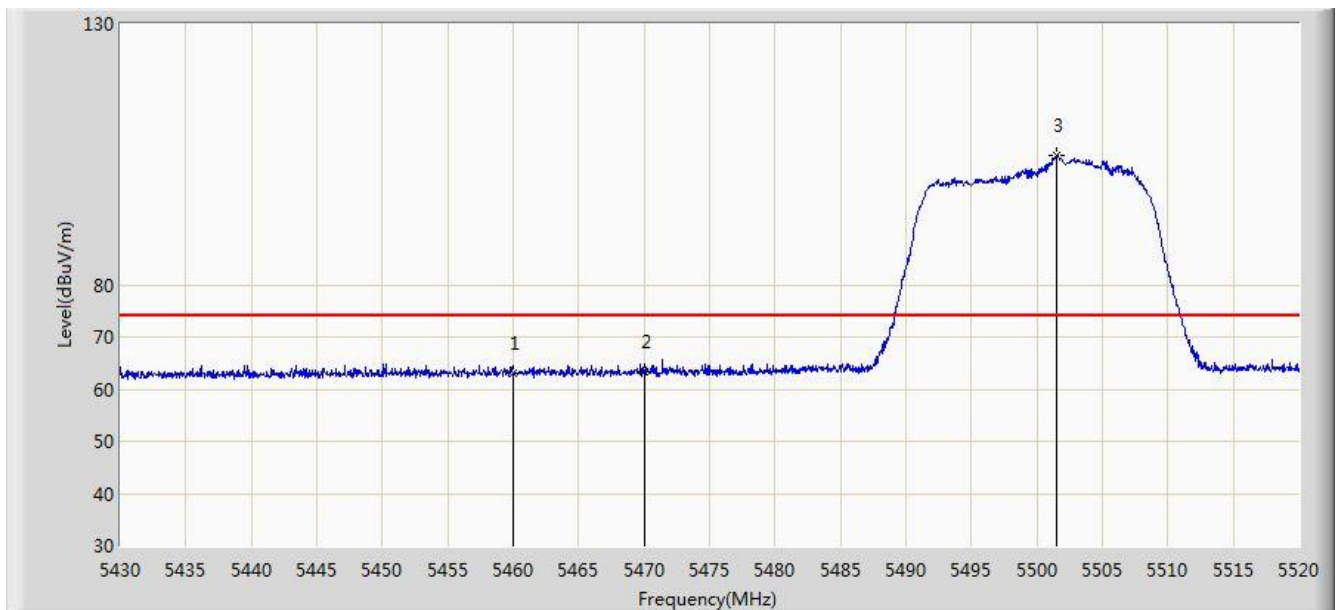


No	Flag	Mark	Frequency (MHz)	Measure Level (dBuV/m)	Reading Level (dBuV)	Margin (dB)	Limit (dBuV/m)	Factor (dB)	Type
1			5460.000	50.223	10.587	-3.777	54.000	39.636	AV
2		*	5494.665	90.728	51.027	N/A	N/A	39.701	AV

Note: Measure Level (dB $\mu$ V/m) = Reading Level (dB $\mu$ V) + Factor (dB)

Factor (dB) = Cable Loss (dB) + Antenna Factor (dB/m).

Site: AC1	Time: 2017/03/23 - 15:20
Limit: FCC_Part15.209_RE(3m)	Engineer: Kevin Ker
Probe: BBHA9120D_1GHz_18GHz	Polarity: Vertical
EUT: Wi-Fi AP 4x4 OD small omni antenna US	Power: AC 120V/60Hz
Test Mode: Transmit by 802.11n-HT20 at channel 5500MHz Ant 0+1+2+3	

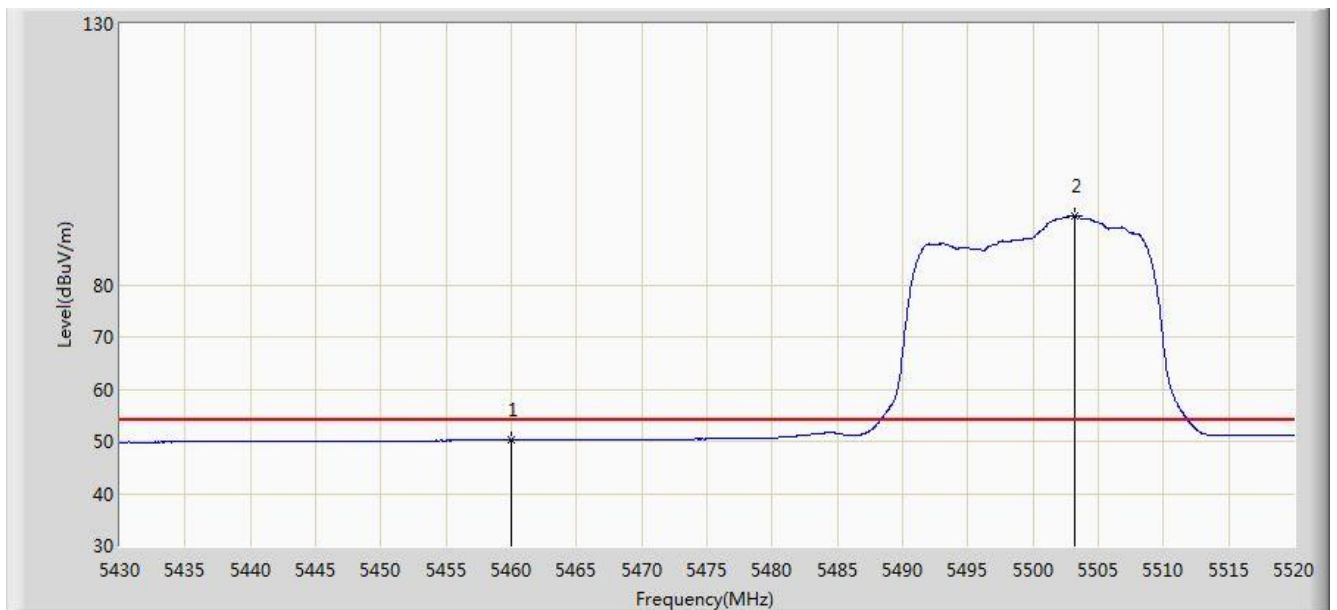


No	Flag	Mark	Frequency (MHz)	Measure Level (dBuV/m)	Reading Level (dBuV)	Margin (dB)	Limit (dBuV/m)	Factor (dB)	Type
1			5460.000	62.967	23.331	-11.033	74.000	39.636	PK
2			5470.000	63.401	23.747	-10.599	74.000	39.654	PK
3		*	5501.505	104.900	65.187	N/A	N/A	39.714	PK

Note: Measure Level (dB $\mu$ V/m) = Reading Level (dB $\mu$ V) + Factor (dB)

Factor (dB) = Cable Loss (dB) + Antenna Factor (dB/m).

Site: AC1	Time: 2017/03/23 - 15:22
Limit: FCC_Part15.209_RE(3m)	Engineer: Kevin Ker
Probe: BBHA9120D_1GHz_18GHz	Polarity: Vertical
EUT: Wi-Fi AP 4x4 OD small omni antenna US	Power: AC 120V/60Hz
Test Mode: Transmit by 802.11n-HT20 at channel 5500MHz Ant 0+1+2+3	

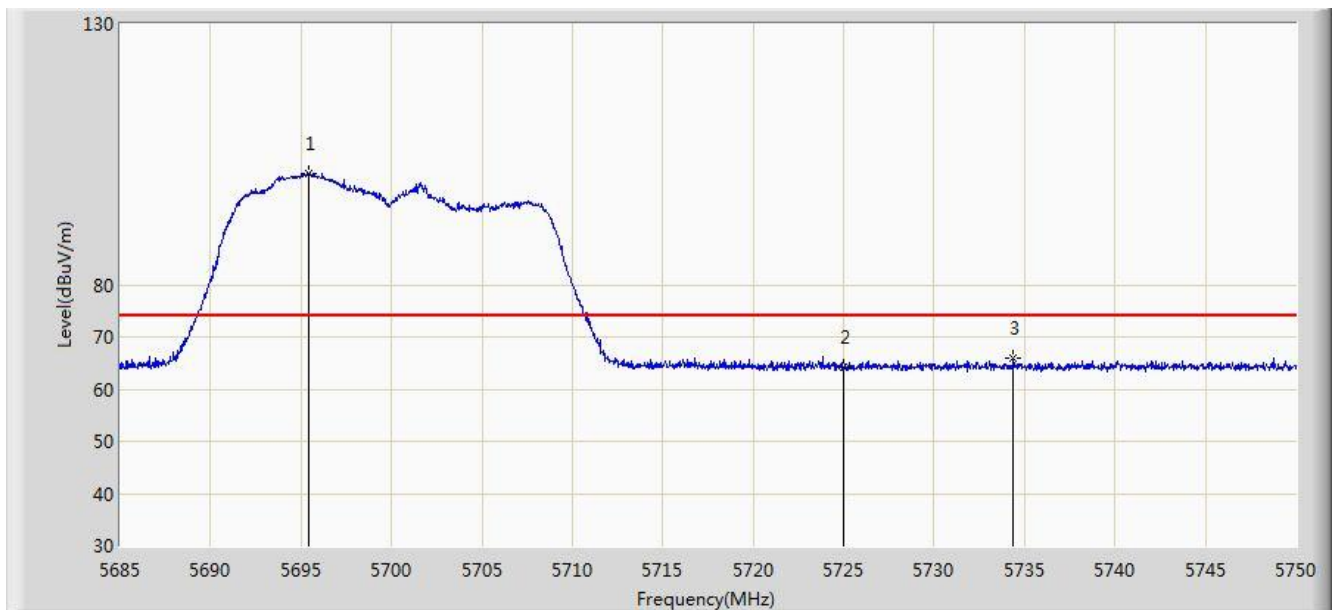


No	Flag	Mark	Frequency (MHz)	Measure Level (dBuV/m)	Reading Level (dBuV)	Margin (dB)	Limit (dBuV/m)	Factor (dB)	Type
1			5460.000	50.222	10.586	-3.778	54.000	39.636	AV
2		*	5503.170	93.245	53.529	N/A	N/A	39.716	AV

Note: Measure Level (dBuV/m) = Reading Level (dBuV) + Factor (dB)

Factor (dB) = Cable Loss (dB) + Antenna Factor (dB/m).

Site: AC1	Time: 2017/03/23 - 15:27
Limit: FCC_Part15.209_RE(3m)	Engineer: Kevin Ker
Probe: BBHA9120D_1GHz_18GHz	Polarity: Horizontal
EUT: Wi-Fi AP 4x4 OD small omni antenna US	Power: AC 120V/60Hz
Test Mode: Transmit by 802.11n-HT20 at channel 5700MHz Ant 0+1+2+3	

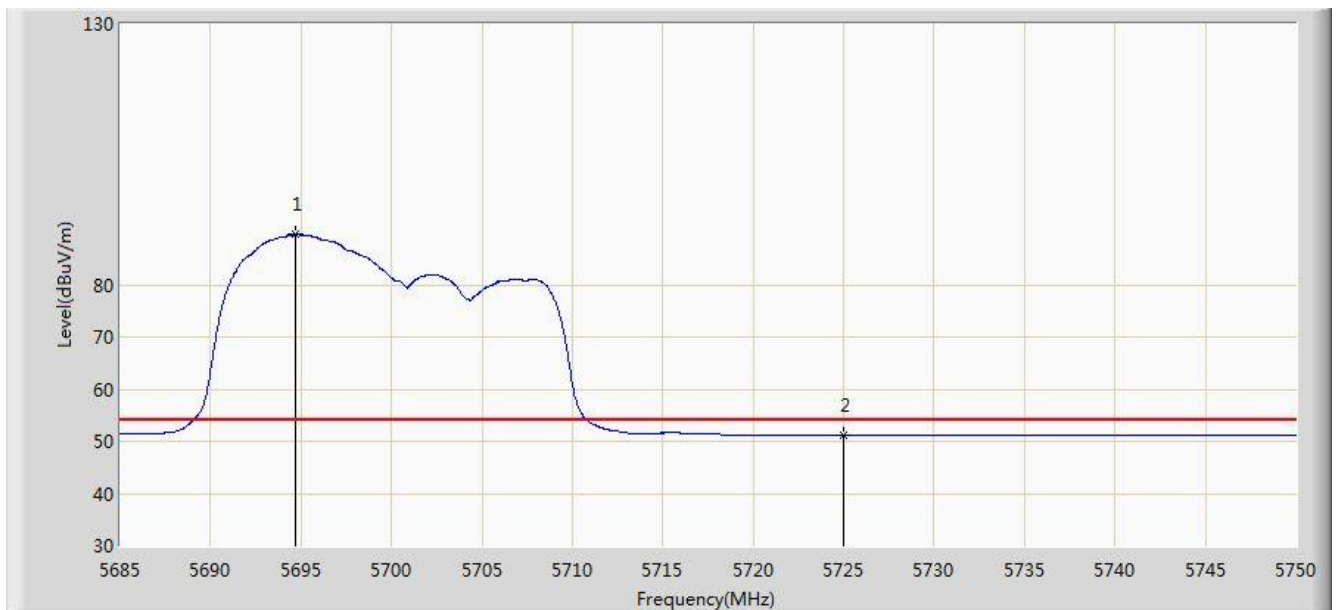


No	Flag	Mark	Frequency (MHz)	Measure Level (dBuV/m)	Reading Level (dBuV)	Margin (dB)	Limit (dBuV/m)	Factor (dB)	Type
1		*	5695.465	101.186	61.145	N/A	N/A	40.041	PK
2			5725.000	64.136	23.972	-9.864	74.000	40.164	PK
3			5734.400	65.944	25.737	-8.056	74.000	40.208	PK

Note: Measure Level (dB $\mu$ V/m) = Reading Level (dB $\mu$ V) + Factor (dB)

Factor (dB) = Cable Loss (dB) + Antenna Factor (dB/m).

Site: AC1	Time: 2017/03/23 - 15:30
Limit: FCC_Part15.209_RE(3m)	Engineer: Kevin Ker
Probe: BBHA9120D_1GHz_18GHz	Polarity: Horizontal
EUT: Wi-Fi AP 4x4 OD small omni antenna US	Power: AC 120V/60Hz
Test Mode: Transmit by 802.11n-HT20 at channel 5700MHz Ant 0+1+2+3	



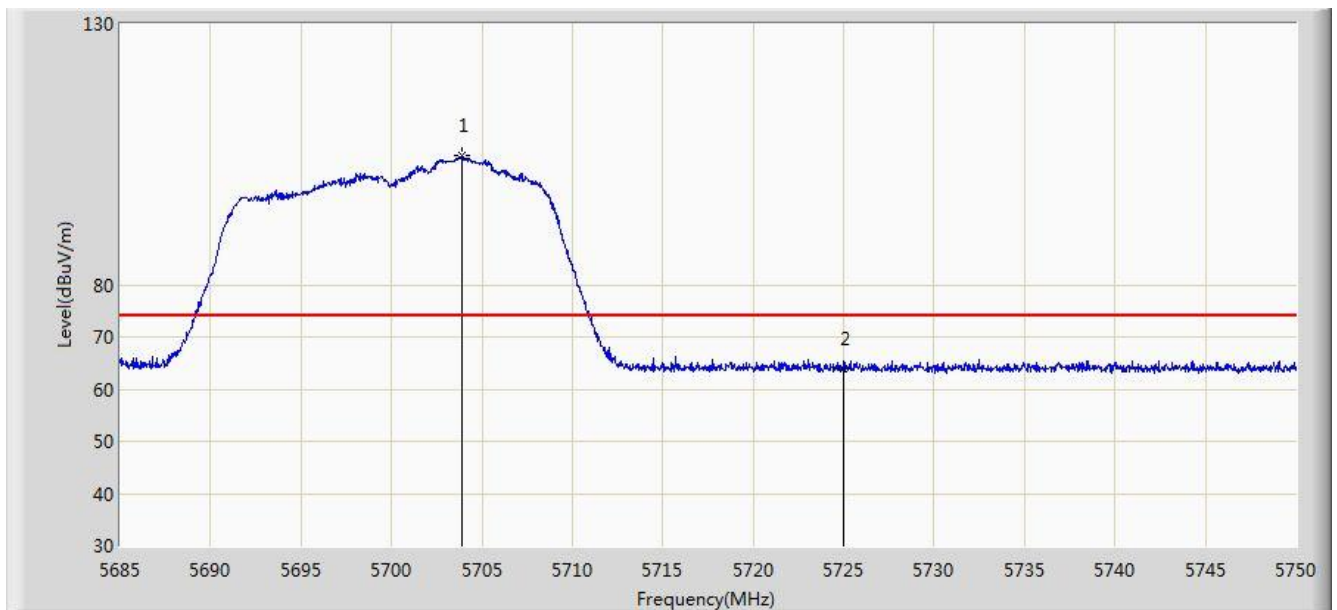
No	Flag	Mark	Frequency (MHz)	Measure Level (dBuV/m)	Reading Level (dBuV)	Margin (dB)	Limit (dBuV/m)	Factor (dB)	Type
1		*	5694.685	89.697	49.659	N/A	N/A	40.038	AV
2			5725.000	51.209	11.045	-2.791	54.000	40.164	AV

Note: Measure Level (dBμV/m) = Reading Level (dBμV) + Factor (dB)

Factor (dB) = Cable Loss (dB) + Antenna Factor (dB/m).



Site: AC1	Time: 2017/03/23 - 15:32
Limit: FCC_Part15.209_RE(3m)	Engineer: Kevin Ker
Probe: BBHA9120D_1GHz_18GHz	Polarity: Vertical
EUT: Wi-Fi AP 4x4 OD small omni antenna US	Power: AC 120V/60Hz
Test Mode: Transmit by 802.11n-HT20 at channel 5700MHz Ant 0+1+2+3	

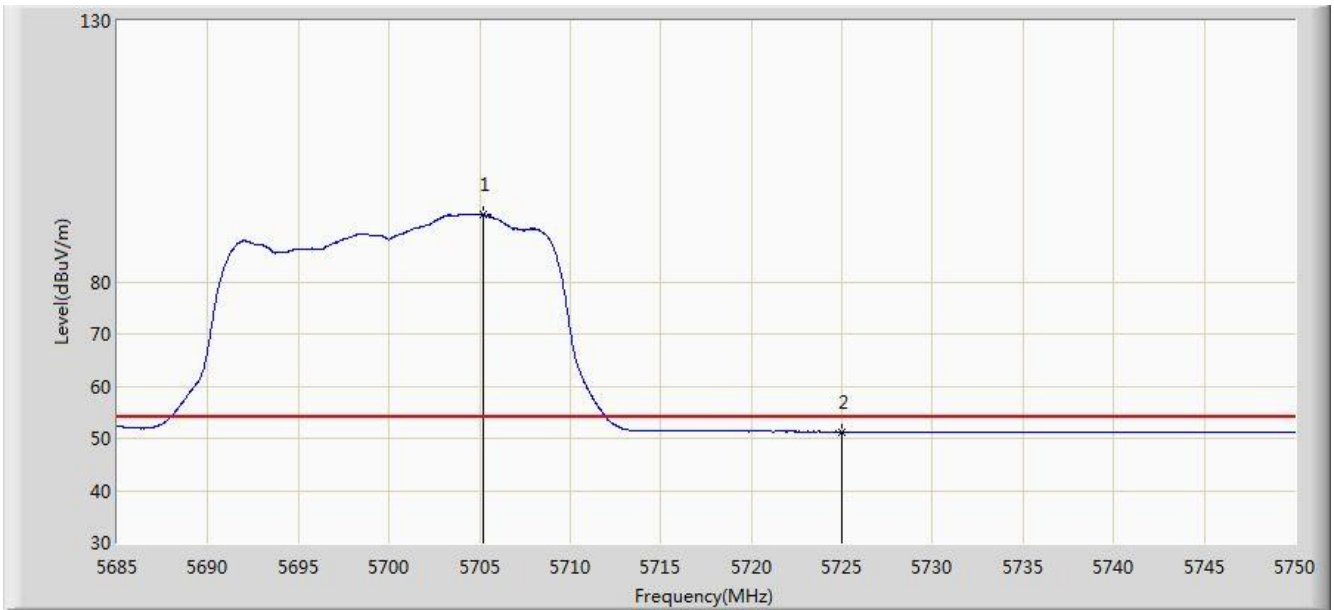


No	Flag	Mark	Frequency (MHz)	Measure Level (dBuV/m)	Reading Level (dBuV)	Margin (dB)	Limit (dBuV/m)	Factor (dB)	Type
1		*	5703.882	104.734	64.663	N/A	N/A	40.071	PK
2			5725.000	63.830	23.666	-10.170	74.000	40.164	PK

Note: Measure Level (dB $\mu$ V/m) = Reading Level (dB $\mu$ V) + Factor (dB)

Factor (dB) = Cable Loss (dB) + Antenna Factor (dB/m).

Site: AC1	Time: 2017/03/23 - 15:34
Limit: FCC_Part15.209_RE(3m)	Engineer: Kevin Ker
Probe: BBHA9120D_1GHz_18GHz	Polarity: Vertical
EUT: Wi-Fi AP 4x4 OD small omni antenna US	Power: AC 120V/60Hz
Test Mode: Transmit by 802.11n-HT20 at channel 5700MHz Ant 0+1+2+3	

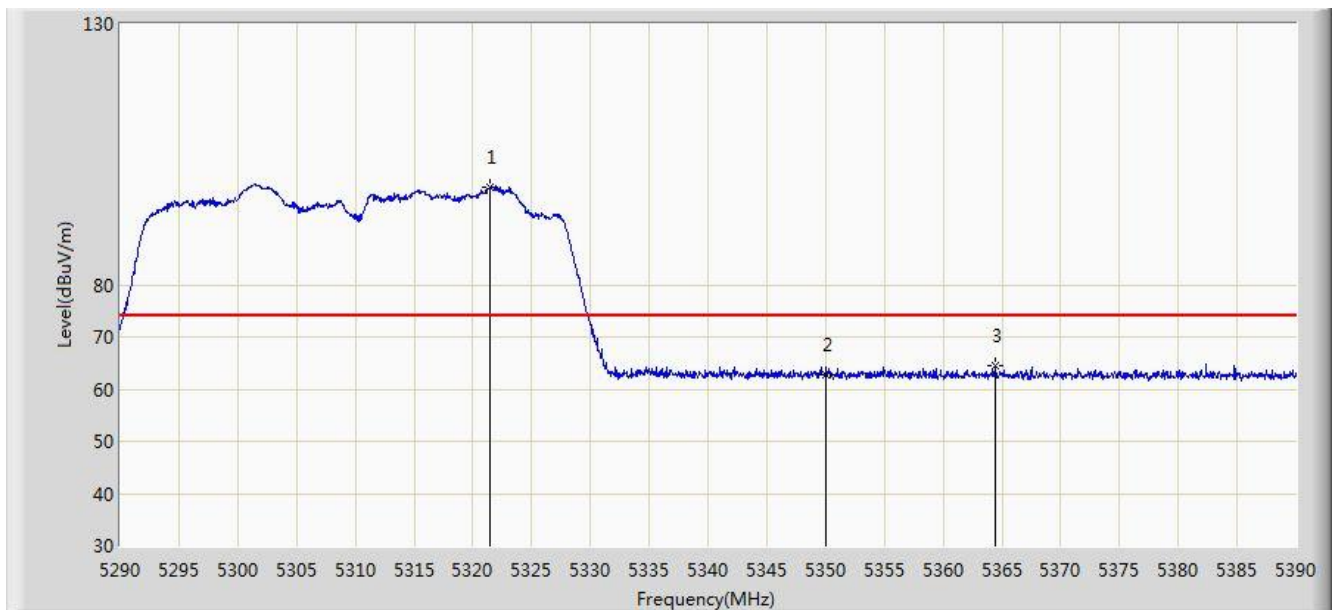


No	Flag	Mark	Frequency (MHz)	Measure Level (dBuV/m)	Reading Level (dBuV)	Margin (dB)	Limit (dBuV/m)	Factor (dB)	Type
1		*	5705.183	92.922	52.846	N/A	N/A	40.075	AV
2			5725.000	51.246	11.082	-2.754	54.000	40.164	AV

Note: Measure Level (dB $\mu$ V/m) = Reading Level (dB $\mu$ V) + Factor (dB)

Factor (dB) = Cable Loss (dB) + Antenna Factor (dB/m).

Site: AC1	Time: 2017/03/23 - 16:03
Limit: FCC_Part15.209_RE(3m)	Engineer: Kevin Ker
Probe: BBHA9120D_1GHz_18GHz	Polarity: Horizontal
EUT: Wi-Fi AP 4x4 OD small omni antenna US	Power: AC 120V/60Hz
Test Mode: Transmit by 802.11n-HT40 at channel 5310MHz Ant 0+1+2+3	

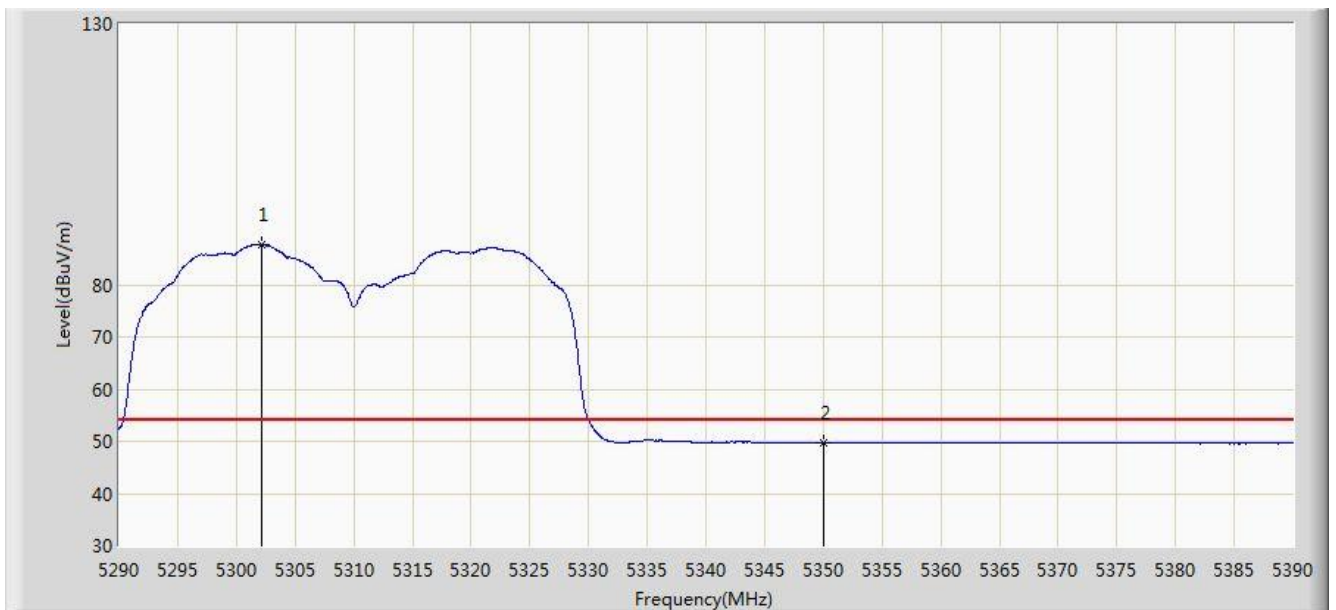


No	Flag	Mark	Frequency (MHz)	Measure Level (dBuV/m)	Reading Level (dBuV)	Margin (dB)	Limit (dBuV/m)	Factor (dB)	Type
1		*	5321.450	98.799	59.551	N/A	N/A	39.248	PK
2			5350.000	62.681	23.356	-11.319	74.000	39.324	PK
3			5364.400	64.381	25.019	-9.619	74.000	39.362	PK

Note: Measure Level (dB $\mu$ V/m) = Reading Level (dB $\mu$ V) + Factor (dB)

Factor (dB) = Cable Loss (dB) + Antenna Factor (dB/m).

Site: AC1	Time: 2017/03/23 - 16:07
Limit: FCC_Part15.209_RE(3m)	Engineer: Kevin Ker
Probe: BBHA9120D_1GHz_18GHz	Polarity: Horizontal
EUT: Wi-Fi AP 4x4 OD small omni antenna US	Power: AC 120V/60Hz
Test Mode: Transmit by 802.11n-HT40 at channel 5310MHz Ant 0+1+2+3	

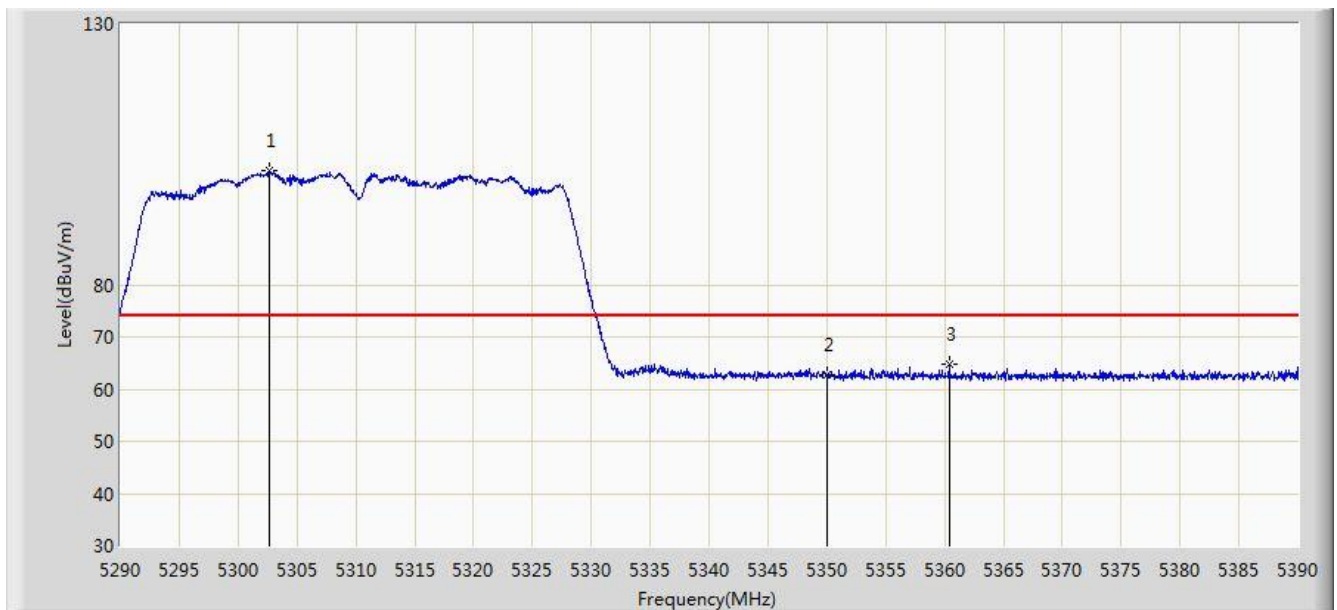


No	Flag	Mark	Frequency (MHz)	Measure Level (dBuV/m)	Reading Level (dBuV)	Margin (dB)	Limit (dBuV/m)	Factor (dB)	Type
1		*	5302.100	87.630	48.433	N/A	N/A	39.197	AV
2			5350.000	49.731	10.406	-4.269	54.000	39.324	AV

Note: Measure Level (dBμV/m) = Reading Level (dBμV) + Factor (dB)

Factor (dB) = Cable Loss (dB) + Antenna Factor (dB/m).

Site: AC1	Time: 2017/03/23 - 16:10
Limit: FCC_Part15.209_RE(3m)	Engineer: Kevin Ker
Probe: BBHA9120D_1GHz_18GHz	Polarity: Vertical
EUT: Wi-Fi AP 4x4 OD small omni antenna US	Power: AC 120V/60Hz
Test Mode: Transmit by 802.11n-HT40 at channel 5310MHz Ant 0+1+2+3	

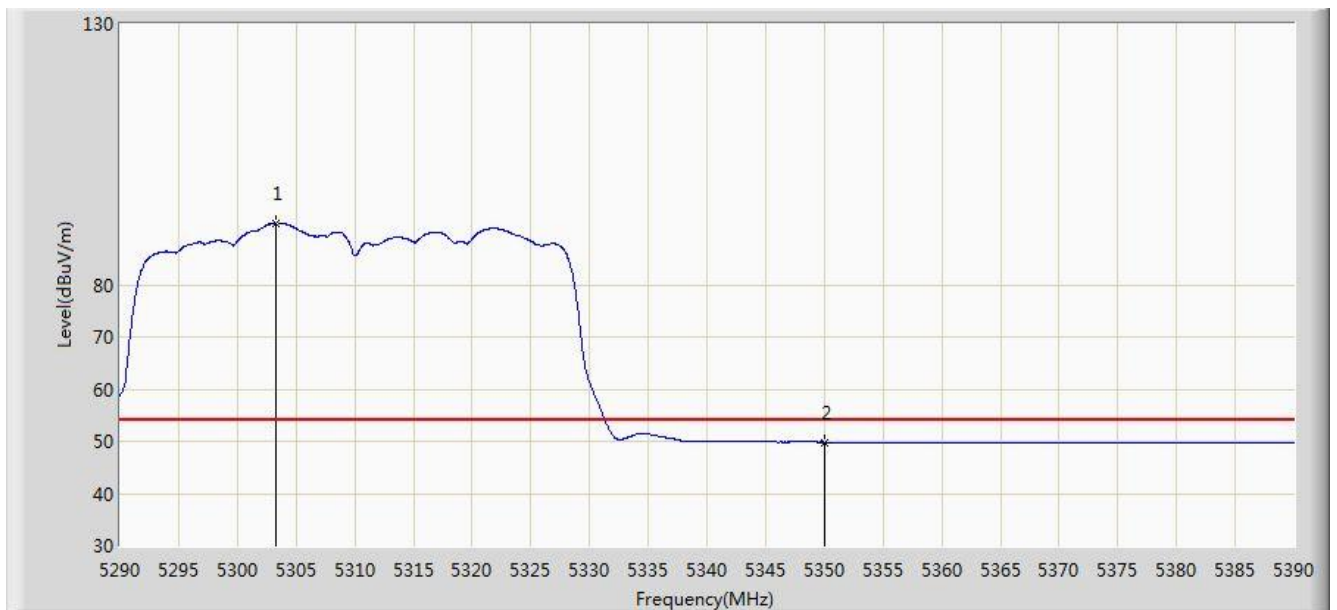


No	Flag	Mark	Frequency (MHz)	Measure Level (dBuV/m)	Reading Level (dBuV)	Margin (dB)	Limit (dBuV/m)	Factor (dB)	Type
1		*	5302.650	101.821	62.622	N/A	N/A	39.199	PK
2			5350.000	62.783	23.458	-11.217	74.000	39.324	PK
3			5360.400	64.722	25.370	-9.278	74.000	39.352	PK

Note: Measure Level (dB $\mu$ V/m) = Reading Level (dB $\mu$ V) + Factor (dB)

Factor (dB) = Cable Loss (dB) + Antenna Factor (dB/m).

Site: AC1	Time: 2017/03/23 - 16:12
Limit: FCC_Part15.209_RE(3m)	Engineer: Kevin Ker
Probe: BBHA9120D_1GHz_18GHz	Polarity: Vertical
EUT: Wi-Fi AP 4x4 OD small omni antenna US	Power: AC 120V/60Hz
Test Mode: Transmit by 802.11n-HT40 at channel 5310MHz Ant 0+1+2+3	

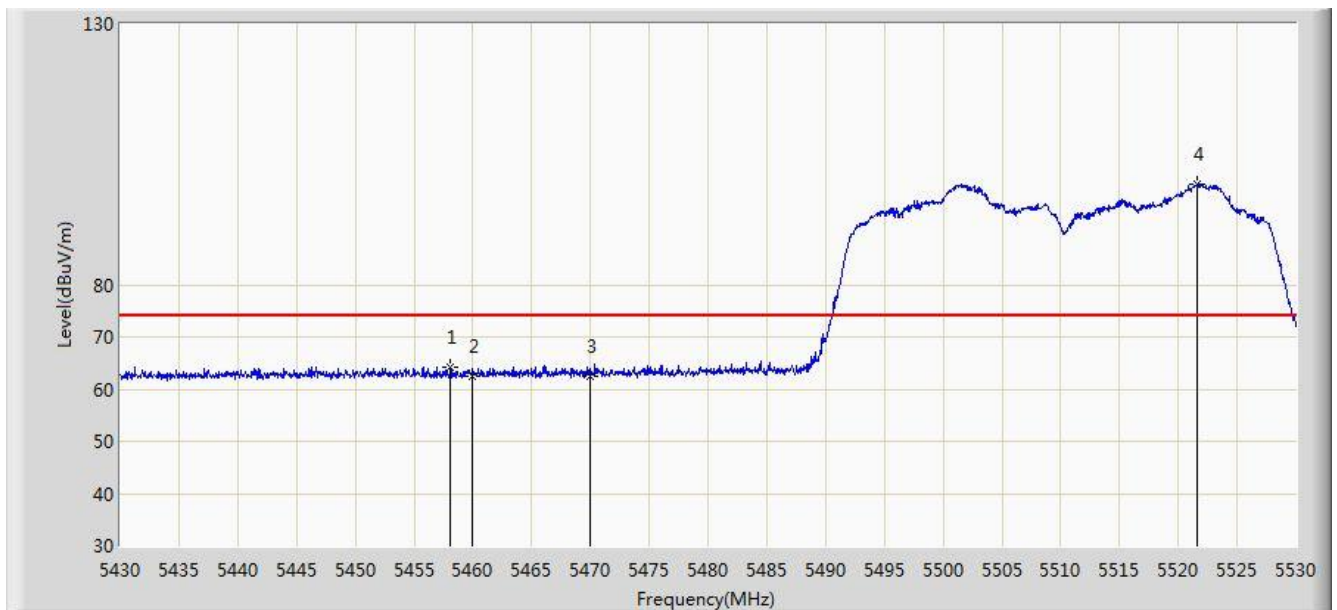


No	Flag	Mark	Frequency (MHz)	Measure Level (dBuV/m)	Reading Level (dBuV)	Margin (dB)	Limit (dBuV/m)	Factor (dB)	Type
1		*	5303.300	91.878	52.678	N/A	N/A	39.200	AV
2			5350.000	49.834	10.509	-4.166	54.000	39.324	AV

Note: Measure Level (dB $\mu$ V/m) = Reading Level (dB $\mu$ V) + Factor (dB)

Factor (dB) = Cable Loss (dB) + Antenna Factor (dB/m).

Site: AC1	Time: 2017/03/23 - 16:16
Limit: FCC_Part15.209_RE(3m)	Engineer: Kevin Ker
Probe: BBHA9120D_1GHz_18GHz	Polarity: Horizontal
EUT: Wi-Fi AP 4x4 OD small omni antenna US	Power: AC 120V/60Hz
Test Mode: Transmit by 802.11n-HT40 at channel 5510MHz Ant 0+1+2+3	

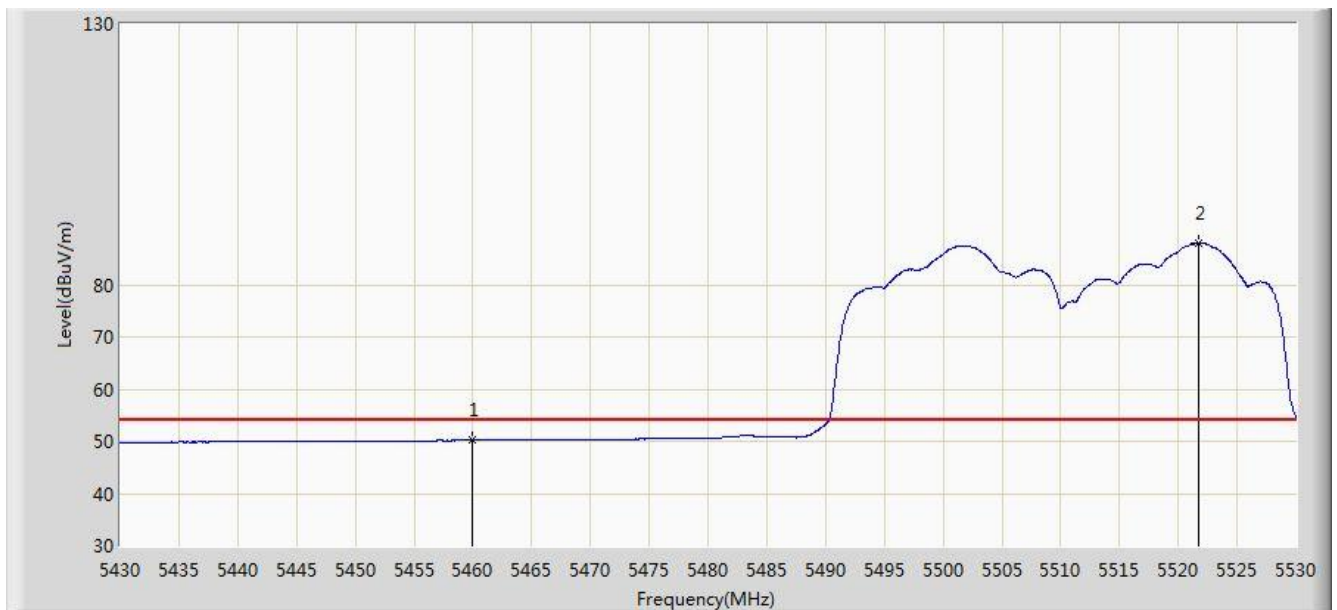


No	Flag	Mark	Frequency (MHz)	Measure Level (dBuV/m)	Reading Level (dBuV)	Margin (dB)	Limit (dBuV/m)	Factor (dB)	Type
1			5458.100	64.160	24.527	-9.840	74.000	39.632	PK
2			5460.000	62.556	22.920	-11.444	74.000	39.636	PK
3			5470.000	62.598	22.944	-11.402	74.000	39.654	PK
4		*	5521.550	99.132	59.382	N/A	N/A	39.750	PK

Note: Measure Level (dB $\mu$ V/m) = Reading Level (dB $\mu$ V) + Factor (dB)

Factor (dB) = Cable Loss (dB) + Antenna Factor (dB/m).

Site: AC1	Time: 2017/03/23 - 16:18
Limit: FCC_Part15.209_RE(3m)	Engineer: Kevin Ker
Probe: BBHA9120D_1GHz_18GHz	Polarity: Horizontal
EUT: Wi-Fi AP 4x4 OD small omni antenna US	Power: AC 120V/60Hz
Test Mode: Transmit by 802.11n-HT40 at channel 5510MHz Ant 0+1+2+3	



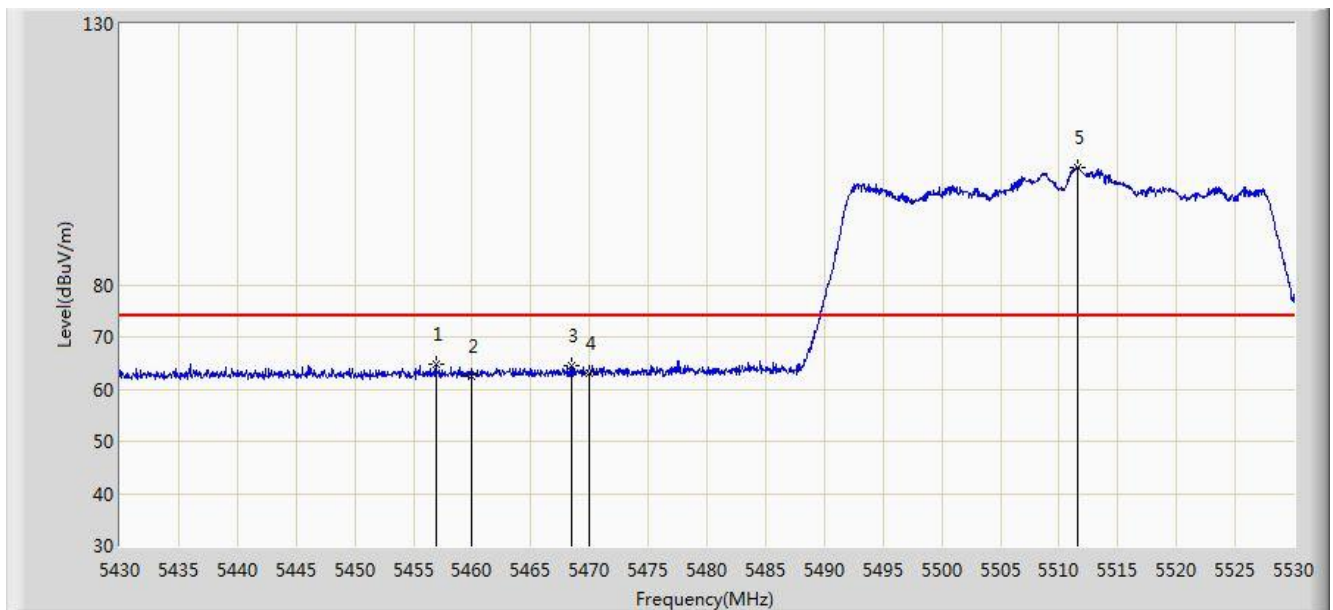
No	Flag	Mark	Frequency (MHz)	Measure Level (dBuV/m)	Reading Level (dBuV)	Margin (dB)	Limit (dBuV/m)	Factor (dB)	Type
1			5460.000	50.191	10.555	-3.809	54.000	39.636	AV
2		*	5521.700	88.005	48.255	N/A	N/A	39.750	AV

Note: Measure Level (dB $\mu$ V/m) = Reading Level (dB $\mu$ V) + Factor (dB)

Factor (dB) = Cable Loss (dB) + Antenna Factor (dB/m).



Site: AC1	Time: 2017/03/23 - 16:20
Limit: FCC_Part15.209_RE(3m)	Engineer: Kevin Ker
Probe: BBHA9120D_1GHz_18GHz	Polarity: Vertical
EUT: Wi-Fi AP 4x4 OD small omni antenna US	Power: AC 120V/60Hz
Test Mode: Transmit by 802.11n-HT40 at channel 5510MHz Ant 0+1+2+3	

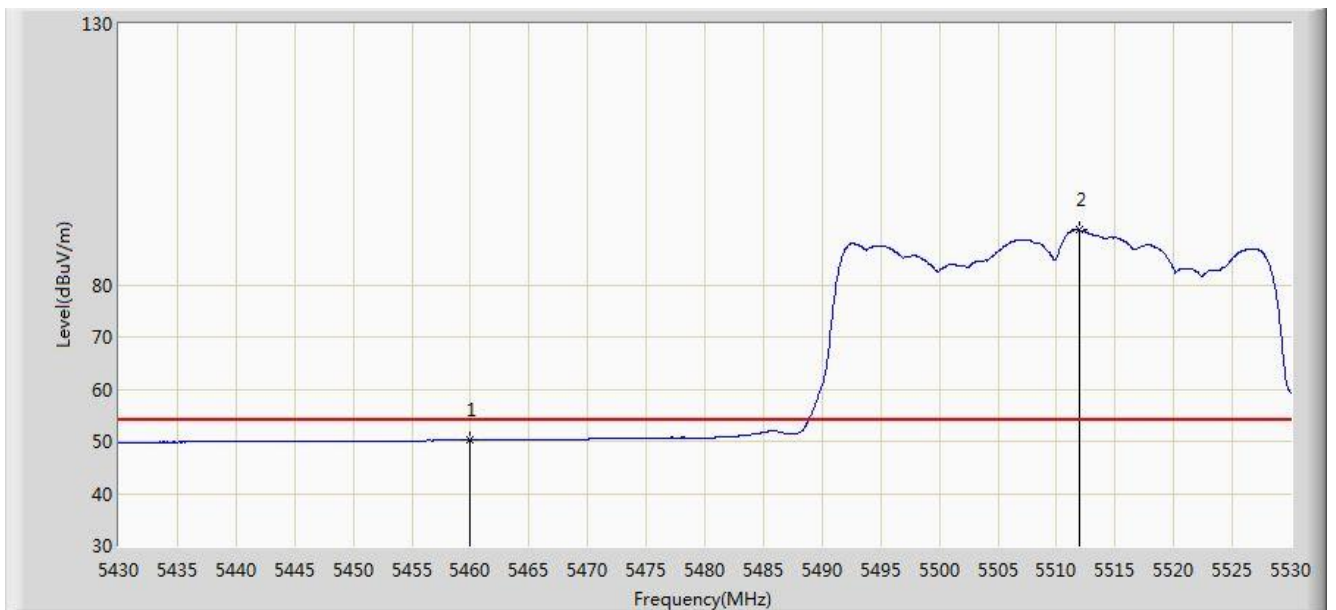


No	Flag	Mark	Frequency (MHz)	Measure Level (dBuV/m)	Reading Level (dBuV)	Margin (dB)	Limit (dBuV/m)	Factor (dB)	Type
1			5456.900	64.734	25.104	-9.266	74.000	39.630	PK
2			5460.000	62.549	22.913	-11.451	74.000	39.636	PK
3			5468.500	64.479	24.827	-9.521	74.000	39.652	PK
4			5470.000	63.135	23.481	-10.865	74.000	39.654	PK
5		*	5511.550	102.540	62.808	N/A	N/A	39.732	PK

Note: Measure Level (dB $\mu$ V/m) = Reading Level (dB $\mu$ V) + Factor (dB)

Factor (dB) = Cable Loss (dB) + Antenna Factor (dB/m).

Site: AC1	Time: 2017/03/23 - 16:23
Limit: FCC_Part15.209_RE(3m)	Engineer: Kevin Ker
Probe: BBHA9120D_1GHz_18GHz	Polarity: Vertical
EUT: Wi-Fi AP 4x4 OD small omni antenna US	Power: AC 120V/60Hz
Test Mode: Transmit by 802.11n-HT40 at channel 5510MHz Ant 0+1+2+3	

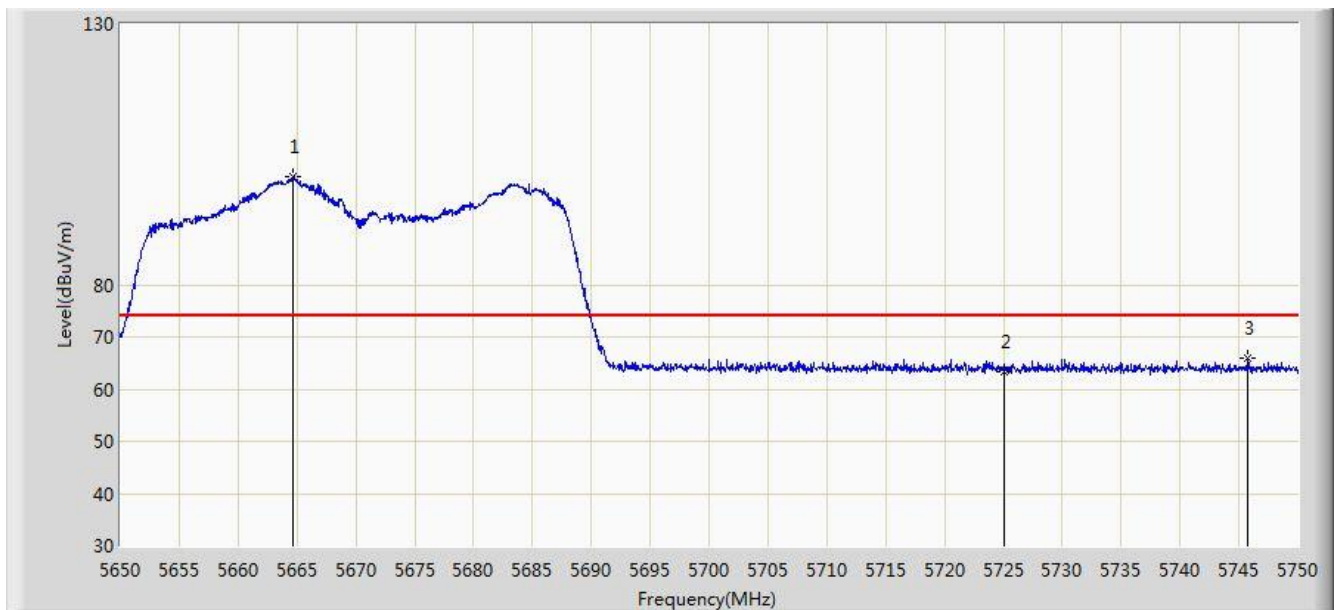


No	Flag	Mark	Frequency (MHz)	Measure Level (dBuV/m)	Reading Level (dBuV)	Margin (dB)	Limit (dBuV/m)	Factor (dB)	Type
1			5460.000	50.220	10.584	-3.780	54.000	39.636	AV
2		*	5511.900	90.472	50.740	N/A	N/A	39.732	AV

Note: Measure Level (dB $\mu$ V/m) = Reading Level (dB $\mu$ V) + Factor (dB)

Factor (dB) = Cable Loss (dB) + Antenna Factor (dB/m).

Site: AC1	Time: 2017/03/23 - 16:27
Limit: FCC_Part15.209_RE(3m)	Engineer: Kevin Ker
Probe: BBHA9120D_1GHz_18GHz	Polarity: Horizontal
EUT: Wi-Fi AP 4x4 OD small omni antenna US	Power: AC 120V/60Hz
Test Mode: Transmit by 802.11n-HT40 at channel 5670MHz Ant 0+1+2+3	

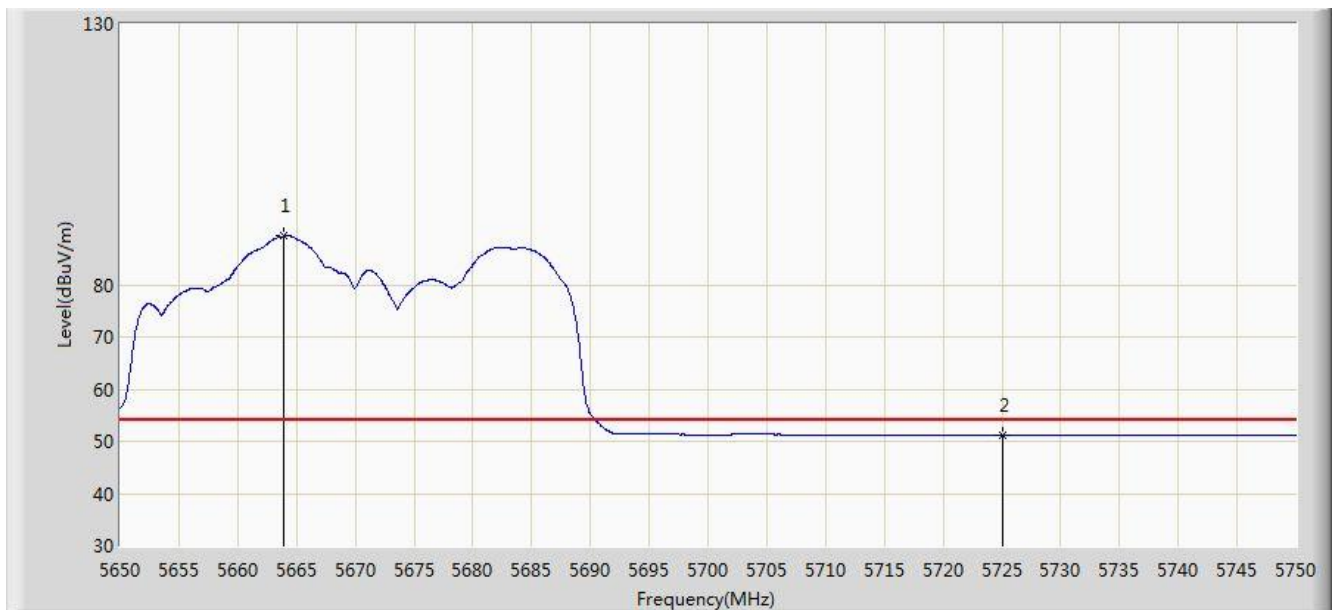


No	Flag	Mark	Frequency (MHz)	Measure Level (dBuV/m)	Reading Level (dBuV)	Margin (dB)	Limit (dBuV/m)	Factor (dB)	Type
1		*	5664.700	100.791	60.829	N/A	N/A	39.963	PK
2			5725.000	63.425	23.261	-10.575	74.000	40.164	PK
3			5745.800	66.065	25.807	-7.935	74.000	40.258	PK

Note: Measure Level (dB $\mu$ V/m) = Reading Level (dB $\mu$ V) + Factor (dB)

Factor (dB) = Cable Loss (dB) + Antenna Factor (dB/m).

Site: AC1	Time: 2017/03/23 - 16:29
Limit: FCC_Part15.209_RE(3m)	Engineer: Kevin Ker
Probe: BBHA9120D_1GHz_18GHz	Polarity: Horizontal
EUT: Wi-Fi AP 4x4 OD small omni antenna US	Power: AC 120V/60Hz
Test Mode: Transmit by 802.11n-HT40 at channel 5670MHz Ant 0+1+2+3	

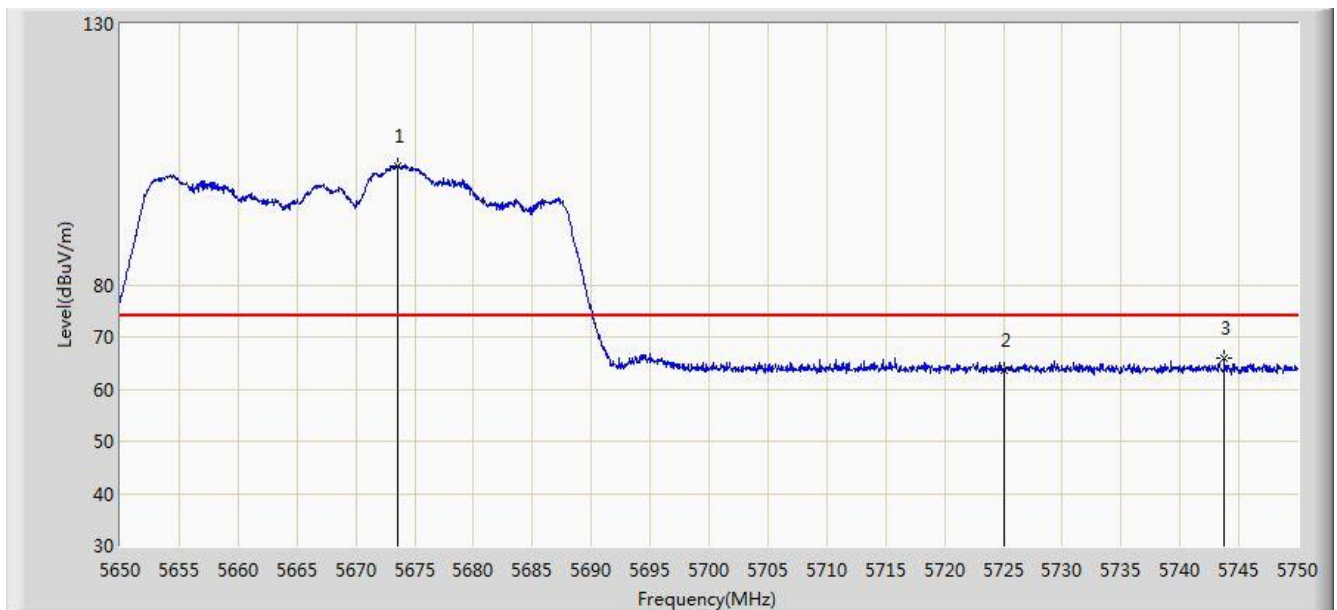


No	Flag	Mark	Frequency (MHz)	Measure Level (dBuV/m)	Reading Level (dBuV)	Margin (dB)	Limit (dBuV/m)	Factor (dB)	Type
1		*	5663.950	89.298	49.338	N/A	N/A	39.960	AV
2			5725.000	51.161	10.997	-2.839	54.000	40.164	AV

Note: Measure Level (dB $\mu$ V/m) = Reading Level (dB $\mu$ V) + Factor (dB)

Factor (dB) = Cable Loss (dB) + Antenna Factor (dB/m).

Site: AC1	Time: 2017/03/23 - 16:30
Limit: FCC_Part15.209_RE(3m)	Engineer: Kevin Ker
Probe: BBHA9120D_1GHz_18GHz	Polarity: Vertical
EUT: Wi-Fi AP 4x4 OD small omni antenna US	Power: AC 120V/60Hz
Test Mode: Transmit by 802.11n-HT40 at channel 5670MHz Ant 0+1+2+3	

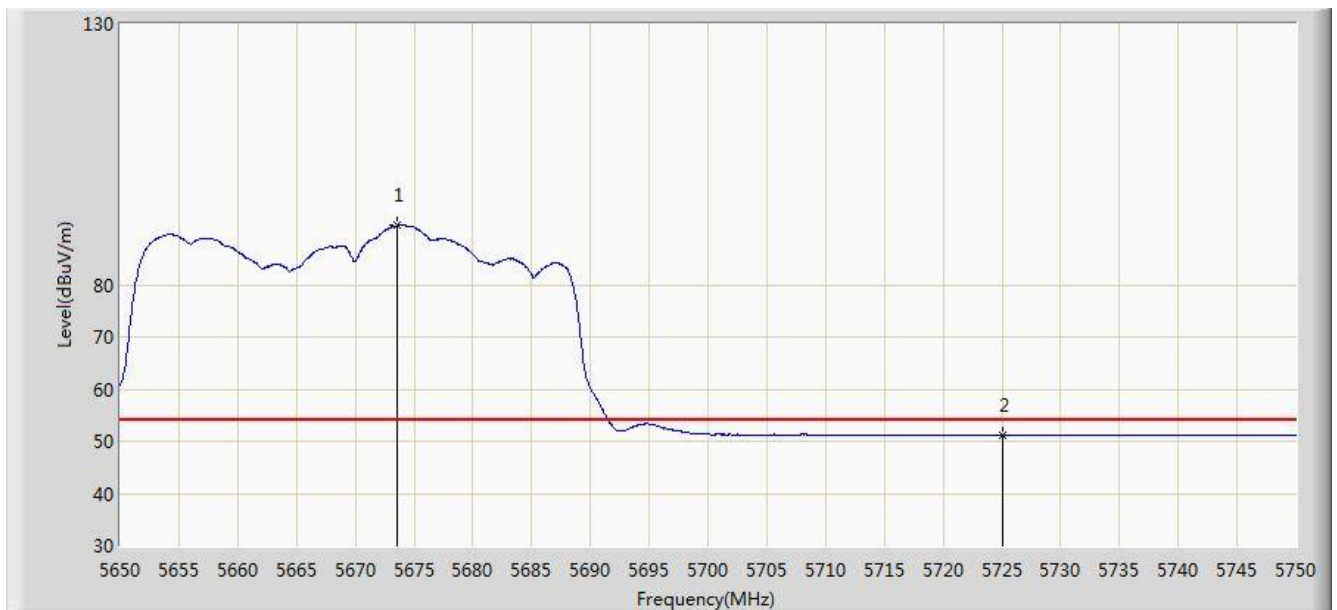


No	Flag	Mark	Frequency (MHz)	Measure Level (dBuV/m)	Reading Level (dBuV)	Margin (dB)	Limit (dBuV/m)	Factor (dB)	Type
1		*	5673.600	102.835	62.851	N/A	N/A	39.984	PK
2			5725.000	63.574	23.410	-10.426	74.000	40.164	PK
3			5743.750	65.912	25.662	-8.088	74.000	40.249	PK

Note: Measure Level (dB $\mu$ V/m) = Reading Level (dB $\mu$ V) + Factor (dB)

Factor (dB) = Cable Loss (dB) + Antenna Factor (dB/m).

Site: AC1	Time: 2017/03/23 - 16:32
Limit: FCC_Part15.209_RE(3m)	Engineer: Kevin Ker
Probe: BBHA9120D_1GHz_18GHz	Polarity: Vertical
EUT: Wi-Fi AP 4x4 OD small omni antenna US	Power: AC 120V/60Hz
Test Mode: Transmit by 802.11n-HT40 at channel 5670MHz Ant 0+1+2+3	

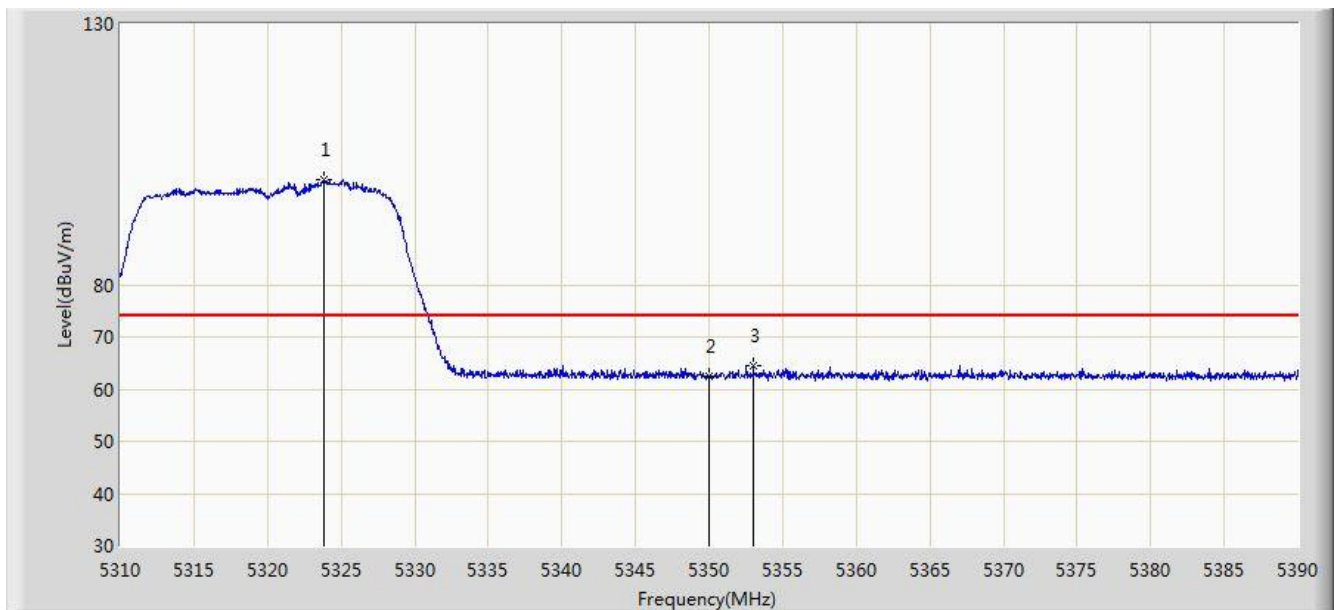


No	Flag	Mark	Frequency (MHz)	Measure Level (dBuV/m)	Reading Level (dBuV)	Margin (dB)	Limit (dBuV/m)	Factor (dB)	Type
1		*	5673.500	91.342	51.358	N/A	N/A	39.984	AV
2			5725.000	51.188	11.024	-2.812	54.000	40.164	AV

Note: Measure Level (dB $\mu$ V/m) = Reading Level (dB $\mu$ V) + Factor (dB)

Factor (dB) = Cable Loss (dB) + Antenna Factor (dB/m).

Site: AC1	Time: 2017/03/23 - 16:52
Limit: FCC_Part15.209_RE(3m)	Engineer: Kevin Ker
Probe: BBHA9120D_1GHz_18GHz	Polarity: Horizontal
EUT: Wi-Fi AP 4x4 OD small omni antenna US	Power: AC 120V/60Hz
Test Mode: Transmit by 802.11ac-VHT20 at channel 5320MHz Ant 0+1+2+3	

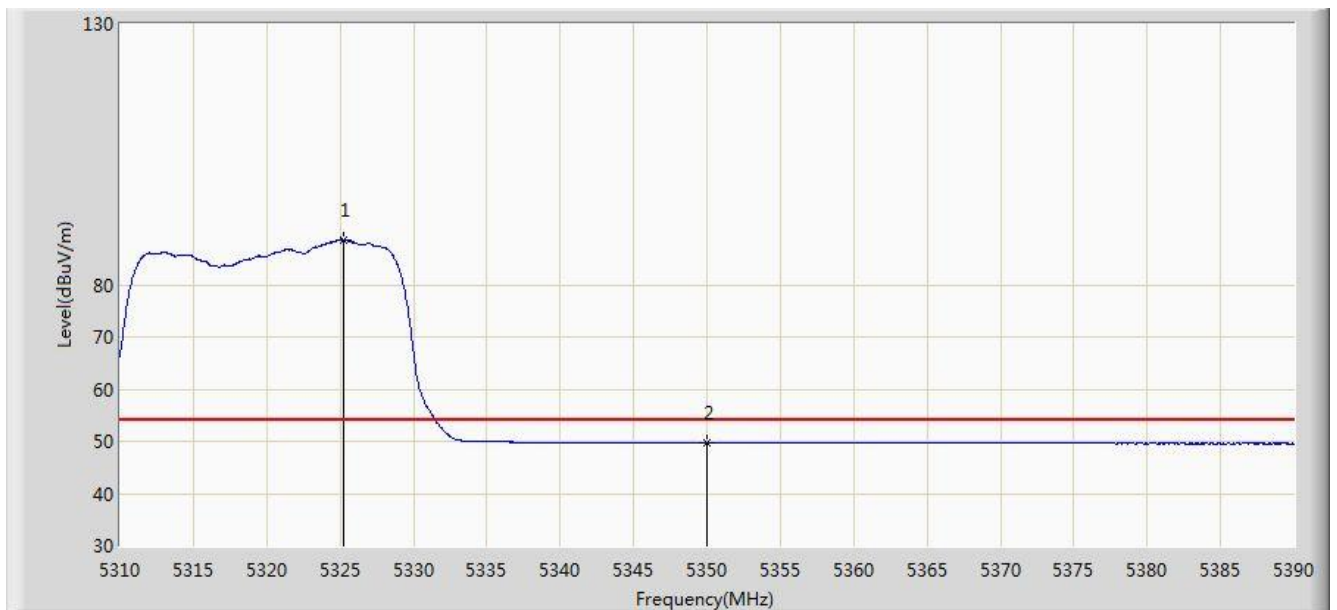


No	Flag	Mark	Frequency (MHz)	Measure Level (dBuV/m)	Reading Level (dBuV)	Margin (dB)	Limit (dBuV/m)	Factor (dB)	Type
1		*	5323.800	100.037	60.782	N/A	N/A	39.255	PK
2			5350.000	62.483	23.158	-11.517	74.000	39.324	PK
3			5353.000	64.517	25.184	-9.483	74.000	39.333	PK

Note: Measure Level (dB $\mu$ V/m) = Reading Level (dB $\mu$ V) + Factor (dB)

Factor (dB) = Cable Loss (dB) + Antenna Factor (dB/m).

Site: AC1	Time: 2017/03/23 - 16:55
Limit: FCC_Part15.209_RE(3m)	Engineer: Kevin Ker
Probe: BBHA9120D_1GHz_18GHz	Polarity: Horizontal
EUT: Wi-Fi AP 4x4 OD small omni antenna US	Power: AC 120V/60Hz
Test Mode: Transmit by 802.11ac-VHT20 at channel 5320MHz Ant 0+1+2+3	



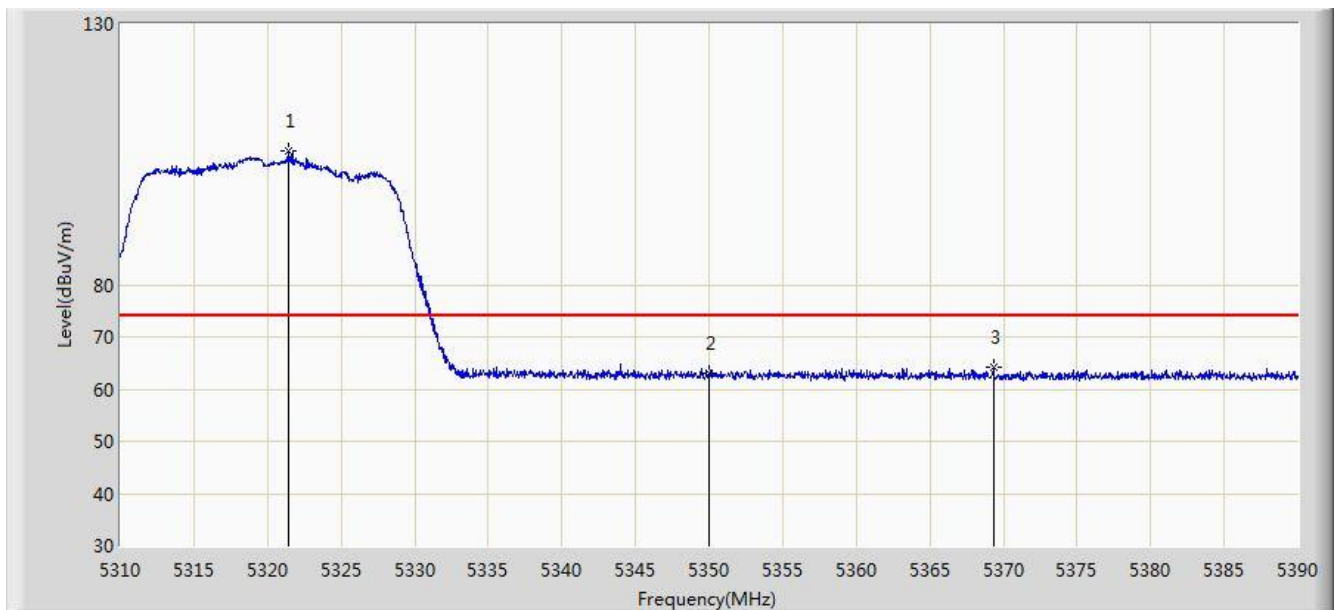
No	Flag	Mark	Frequency (MHz)	Measure Level (dBuV/m)	Reading Level (dBuV)	Margin (dB)	Limit (dBuV/m)	Factor (dB)	Type
1		*	5325.280	88.662	49.403	N/A	N/A	39.259	AV
2			5350.000	49.690	10.365	-4.310	54.000	39.324	AV

Note: Measure Level (dBuV/m) = Reading Level (dBuV) + Factor (dB)

Factor (dB) = Cable Loss (dB) + Antenna Factor (dB/m).



Site: AC1	Time: 2017/03/23 - 16:56
Limit: FCC_Part15.209_RE(3m)	Engineer: Kevin Ker
Probe: BBHA9120D_1GHz_18GHz	Polarity: Vertical
EUT: Wi-Fi AP 4x4 OD small omni antenna US	Power: AC 120V/60Hz
Test Mode: Transmit by 802.11ac-VHT20 at channel 5320MHz Ant 0+1+2+3	

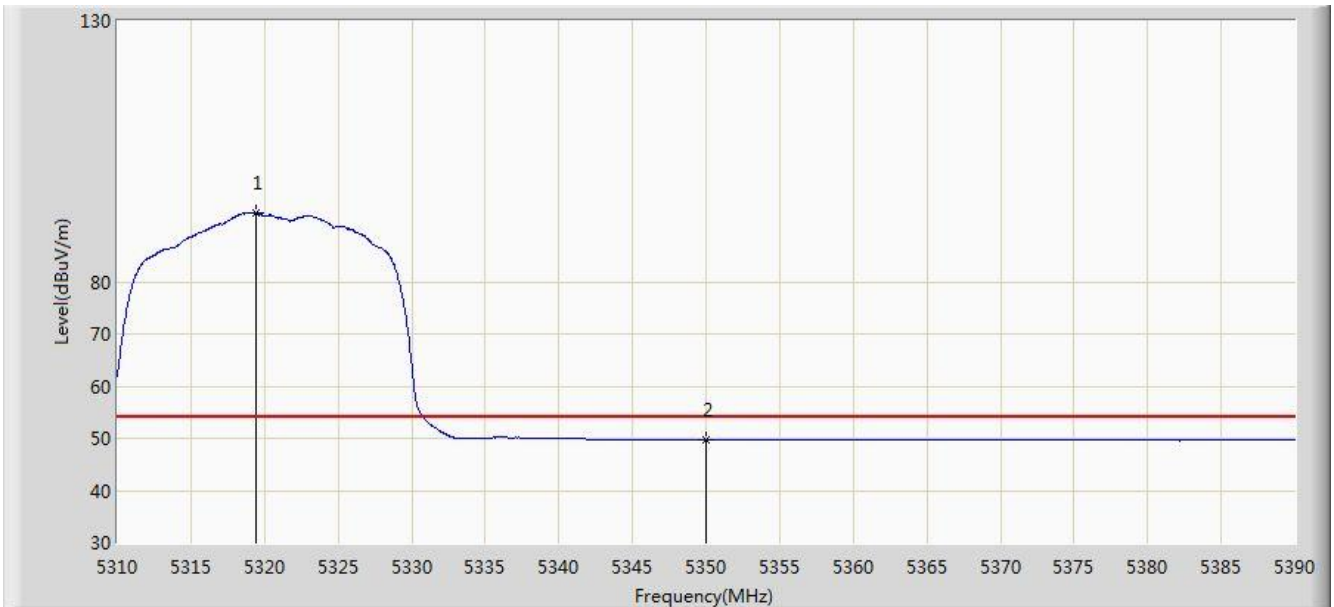


No	Flag	Mark	Frequency (MHz)	Measure Level (dBuV/m)	Reading Level (dBuV)	Margin (dB)	Limit (dBuV/m)	Factor (dB)	Type
1		*	5321.440	105.550	66.302	N/A	N/A	39.248	PK
2			5350.000	62.944	23.619	-11.056	74.000	39.324	PK
3			5369.320	64.162	24.787	-9.838	74.000	39.375	PK

Note: Measure Level (dB $\mu$ V/m) = Reading Level (dB $\mu$ V) + Factor (dB)

Factor (dB) = Cable Loss (dB) + Antenna Factor (dB/m).

Site: AC1	Time: 2017/03/23 - 16:58
Limit: FCC_Part15.209_RE(3m)	Engineer: Kevin Ker
Probe: BBHA9120D_1GHz_18GHz	Polarity: Vertical
EUT: Wi-Fi AP 4x4 OD small omni antenna US	Power: AC 120V/60Hz
Test Mode: Transmit by 802.11ac-VHT20 at channel 5320MHz Ant 0+1+2+3	

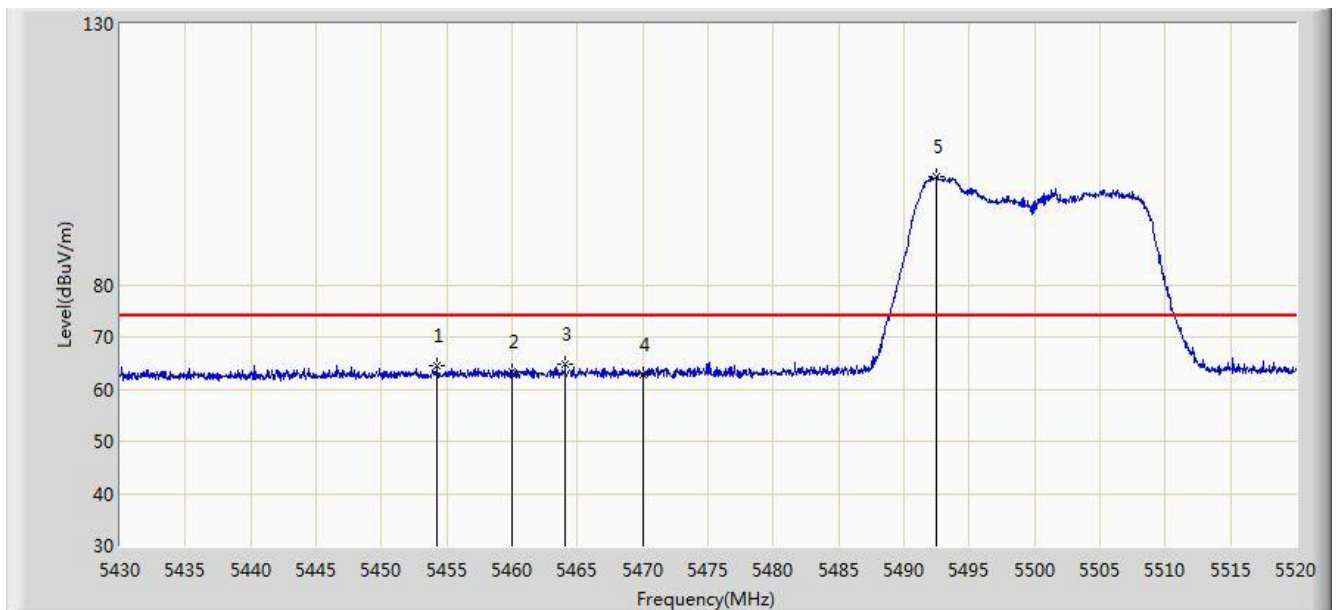


No	Flag	Mark	Frequency (MHz)	Measure Level (dBuV/m)	Reading Level (dBuV)	Margin (dB)	Limit (dBuV/m)	Factor (dB)	Type
1		*	5319.400	93.204	53.961	N/A	N/A	39.243	AV
2			5350.000	49.722	10.397	-4.278	54.000	39.324	AV

Note: Measure Level (dB $\mu$ V/m) = Reading Level (dB $\mu$ V) + Factor (dB)

Factor (dB) = Cable Loss (dB) + Antenna Factor (dB/m).

Site: AC1	Time: 2017/03/23 - 17:01
Limit: FCC_Part15.209_RE(3m)	Engineer: Kevin Ker
Probe: BBHA9120D_1GHz_18GHz	Polarity: Horizontal
EUT: Wi-Fi AP 4x4 OD small omni antenna US	Power: AC 120V/60Hz
Test Mode: Transmit by 802.11ac-VHT20 at channel 5500MHz Ant 0+1+2+3	

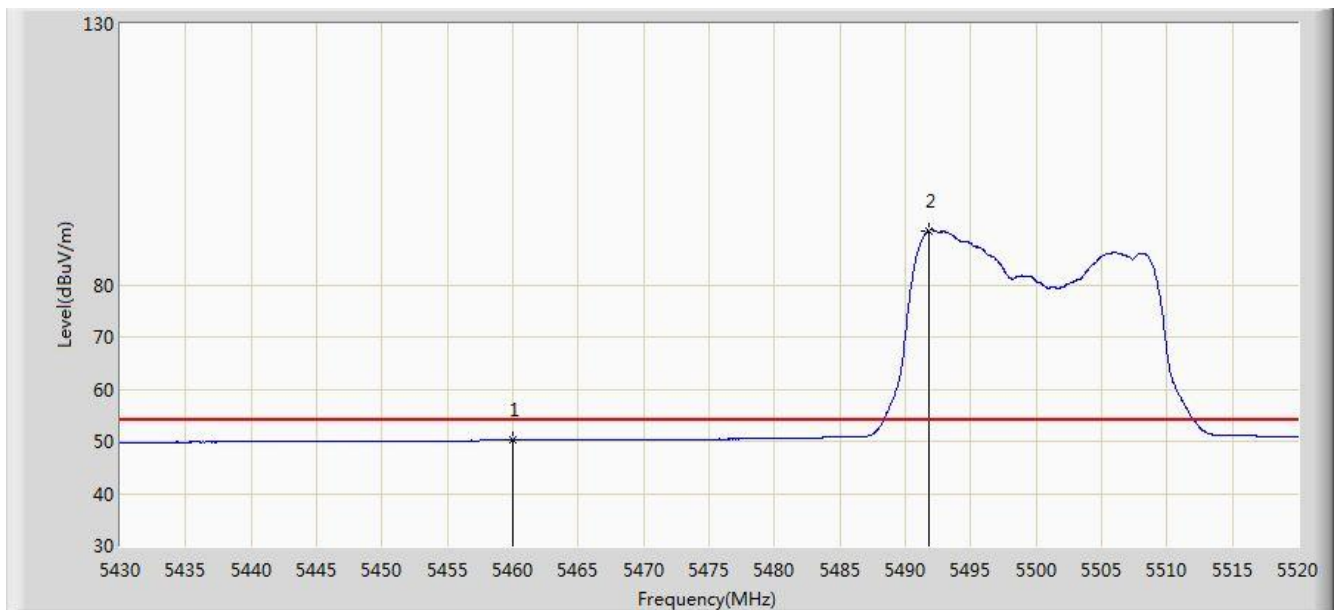


No	Flag	Mark	Frequency (MHz)	Measure Level (dBuV/m)	Reading Level (dBuV)	Margin (dB)	Limit (dBuV/m)	Factor (dB)	Type
1			5454.300	64.494	24.868	-9.506	74.000	39.625	PK
2			5460.000	63.270	23.634	-10.730	74.000	39.636	PK
3			5464.065	64.924	25.281	-9.076	74.000	39.643	PK
4			5470.000	62.813	23.159	-11.187	74.000	39.654	PK
5		*	5492.460	100.697	61.000	N/A	N/A	39.696	PK

Note: Measure Level (dB $\mu$ V/m) = Reading Level (dB $\mu$ V) + Factor (dB)

Factor (dB) = Cable Loss (dB) + Antenna Factor (dB/m).

Site: AC1	Time: 2017/03/23 - 17:03
Limit: FCC_Part15.209_RE(3m)	Engineer: Kevin Ker
Probe: BBHA9120D_1GHz_18GHz	Polarity: Horizontal
EUT: Wi-Fi AP 4x4 OD small omni antenna US	Power: AC 120V/60Hz
Test Mode: Transmit by 802.11ac-VHT20 at channel 5500MHz Ant 0+1+2+3	

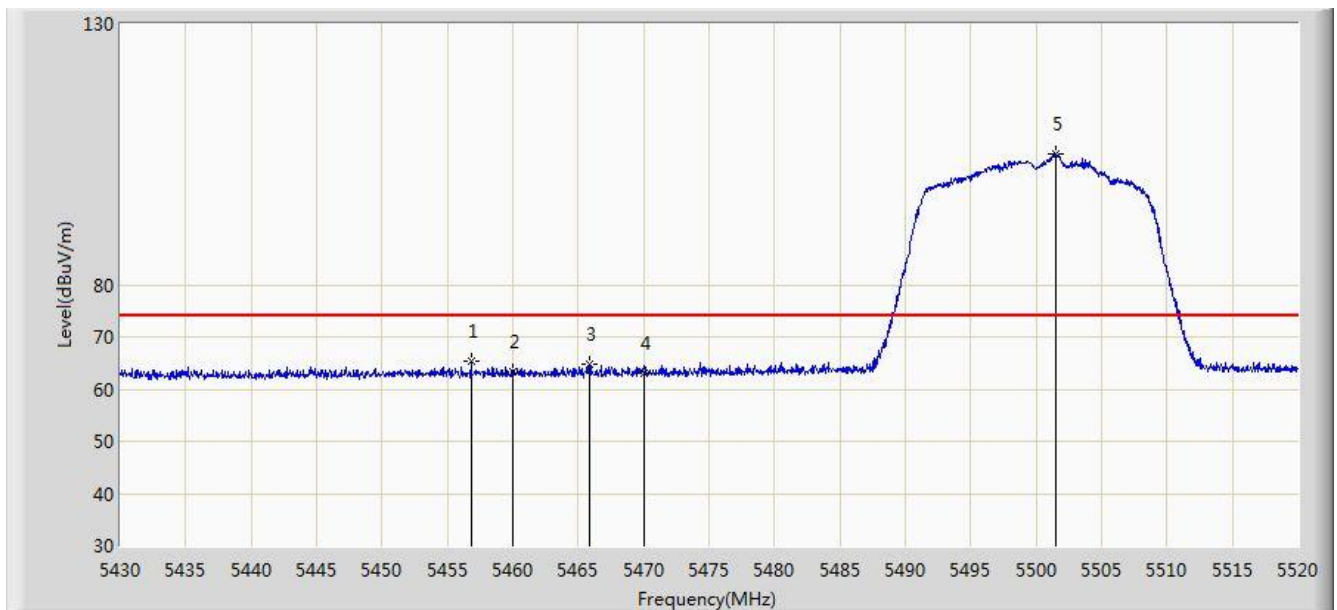


No	Flag	Mark	Frequency (MHz)	Measure Level (dBuV/m)	Reading Level (dBuV)	Margin (dB)	Limit (dBuV/m)	Factor (dB)	Type
1			5460.000	50.183	10.547	-3.817	54.000	39.636	AV
2		*	5491.830	90.426	50.731	N/A	N/A	39.696	AV

Note: Measure Level (dB $\mu$ V/m) = Reading Level (dB $\mu$ V) + Factor (dB)

Factor (dB) = Cable Loss (dB) + Antenna Factor (dB/m).

Site: AC1	Time: 2017/03/23 - 17:06
Limit: FCC_Part15.209_RE(3m)	Engineer: Kevin Ker
Probe: BBHA9120D_1GHz_18GHz	Polarity: Vertical
EUT: Wi-Fi AP 4x4 OD small omni antenna US	Power: AC 120V/60Hz
Test Mode: Transmit by 802.11ac-VHT20 at channel 5500MHz Ant 0+1+2+3	

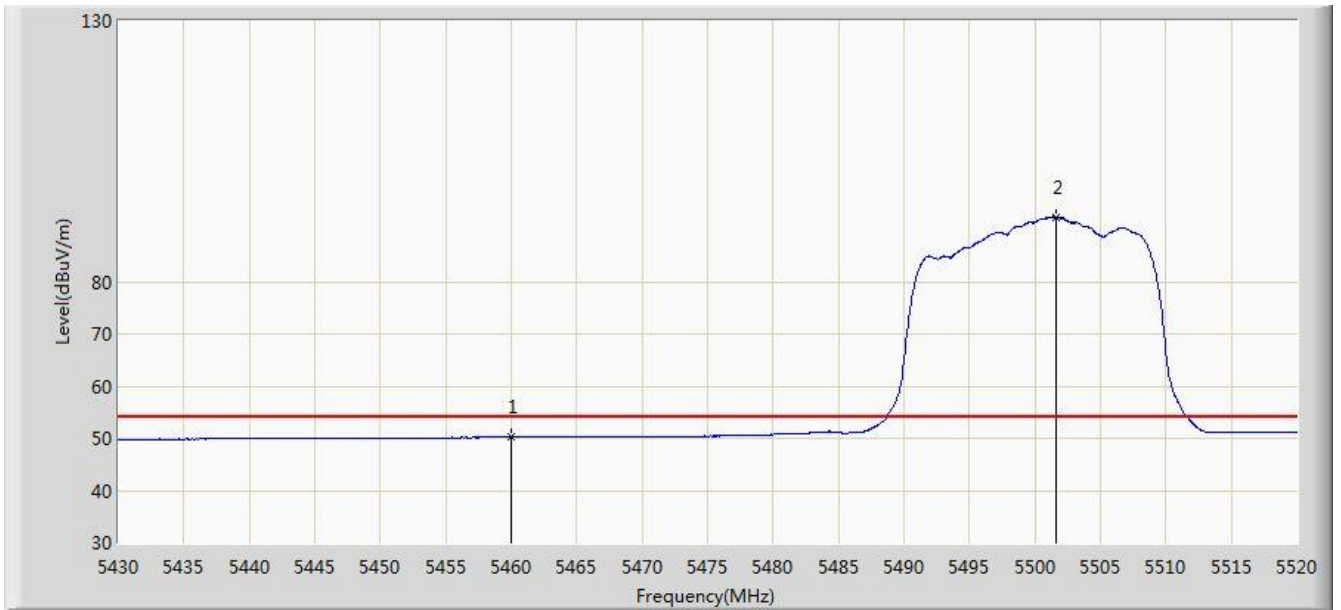


No	Flag	Mark	Frequency (MHz)	Measure Level (dBuV/m)	Reading Level (dBuV)	Margin (dB)	Limit (dBuV/m)	Factor (dB)	Type
1			5456.820	65.277	25.647	-8.723	74.000	39.630	PK
2			5460.000	63.283	23.647	-10.717	74.000	39.636	PK
3			5465.820	64.787	25.140	-9.213	74.000	39.647	PK
4			5470.000	63.142	23.488	-10.858	74.000	39.654	PK
5		*	5501.460	105.067	65.354	N/A	N/A	39.713	PK

Note: Measure Level (dB $\mu$ V/m) = Reading Level (dB $\mu$ V) + Factor (dB)

Factor (dB) = Cable Loss (dB) + Antenna Factor (dB/m).

Site: AC1	Time: 2017/03/23 - 17:08
Limit: FCC_Part15.209_RE(3m)	Engineer: Kevin Ker
Probe: BBHA9120D_1GHz_18GHz	Polarity: Vertical
EUT: Wi-Fi AP 4x4 OD small omni antenna US	Power: AC 120V/60Hz
Test Mode: Transmit by 802.11ac-VHT20 at channel 5500MHz Ant 0+1+2+3	

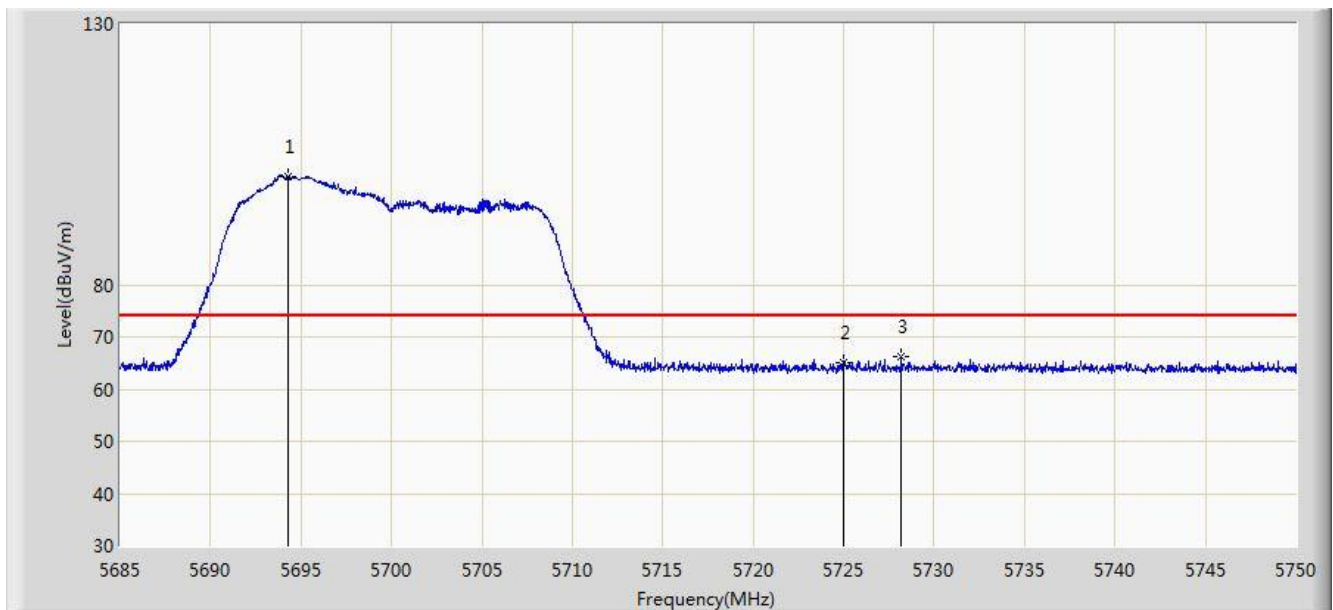


No	Flag	Mark	Frequency (MHz)	Measure Level (dBuV/m)	Reading Level (dBuV)	Margin (dB)	Limit (dBuV/m)	Factor (dB)	Type
1			5460.000	50.198	10.562	-3.802	54.000	39.636	AV
2		*	5501.595	92.425	52.712	N/A	N/A	39.714	AV

Note: Measure Level (dBuV/m) = Reading Level (dBuV) + Factor (dB)

Factor (dB) = Cable Loss (dB) + Antenna Factor (dB/m).

Site: AC1	Time: 2017/03/23 - 17:11
Limit: FCC_Part15.209_RE(3m)	Engineer: Kevin Ker
Probe: BBHA9120D_1GHz_18GHz	Polarity: Horizontal
EUT: Wi-Fi AP 4x4 OD small omni antenna US	Power: AC 120V/60Hz
Test Mode: Transmit by 802.11ac-VHT20 at channel 5700MHz Ant 0+1+2+3	

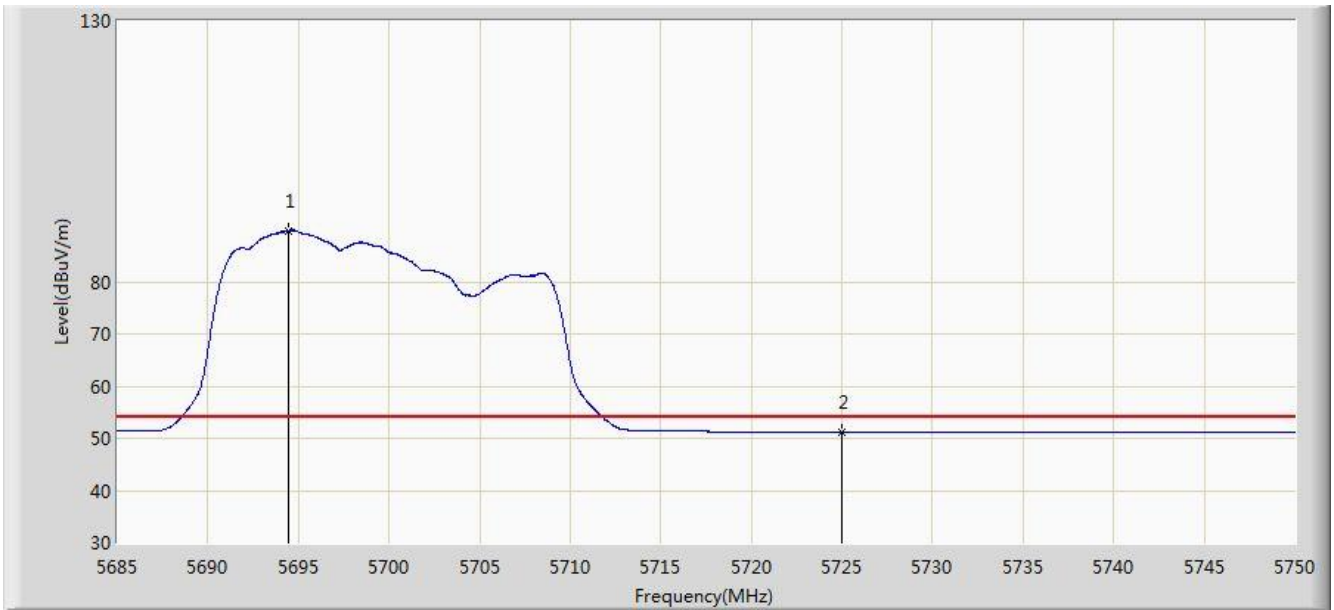


No	Flag	Mark	Frequency (MHz)	Measure Level (dBuV/m)	Reading Level (dBuV)	Margin (dB)	Limit (dBuV/m)	Factor (dB)	Type
1		*	5694.295	100.655	60.618	N/A	N/A	40.036	PK
2			5725.000	65.126	24.962	-8.874	74.000	40.164	PK
3			5728.192	66.211	26.032	-7.789	74.000	40.178	PK

Note: Measure Level (dB $\mu$ V/m) = Reading Level (dB $\mu$ V) + Factor (dB)

Factor (dB) = Cable Loss (dB) + Antenna Factor (dB/m).

Site: AC1	Time: 2017/03/23 - 17:13
Limit: FCC_Part15.209_RE(3m)	Engineer: Kevin Ker
Probe: BBHA9120D_1GHz_18GHz	Polarity: Horizontal
EUT: Wi-Fi AP 4x4 OD small omni antenna US	Power: AC 120V/60Hz
Test Mode: Transmit by 802.11ac-VHT20 at channel 5700MHz Ant 0+1+2+3	



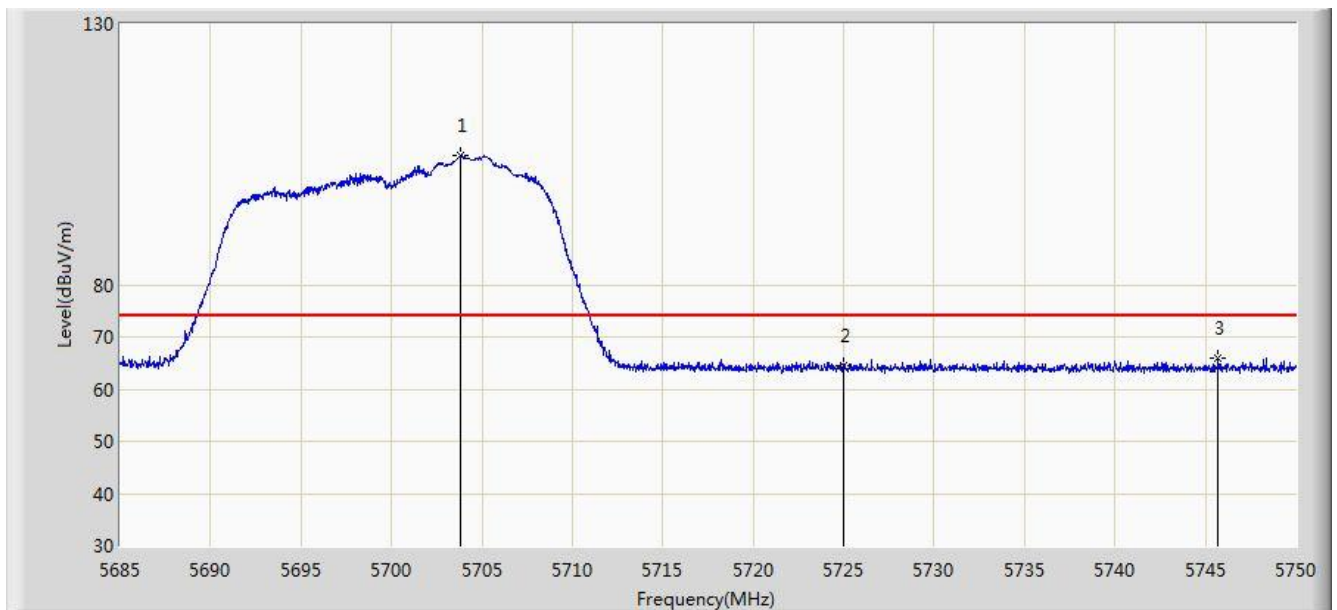
No	Flag	Mark	Frequency (MHz)	Measure Level (dBuV/m)	Reading Level (dBuV)	Margin (dB)	Limit (dBuV/m)	Factor (dB)	Type
1		*	5694.425	89.800	49.763	N/A	N/A	40.037	AV
2			5725.000	51.190	11.026	-2.810	54.000	40.164	AV

Note: Measure Level (dB $\mu$ V/m) = Reading Level (dB $\mu$ V) + Factor (dB)

Factor (dB) = Cable Loss (dB) + Antenna Factor (dB/m).



Site: AC1	Time: 2017/03/23 - 17:15
Limit: FCC_Part15.209_RE(3m)	Engineer: Kevin Ker
Probe: BBHA9120D_1GHz_18GHz	Polarity: Vertical
EUT: Wi-Fi AP 4x4 OD small omni antenna US	Power: AC 120V/60Hz
Test Mode: Transmit by 802.11ac-VHT20 at channel 5700MHz Ant 0+1+2+3	

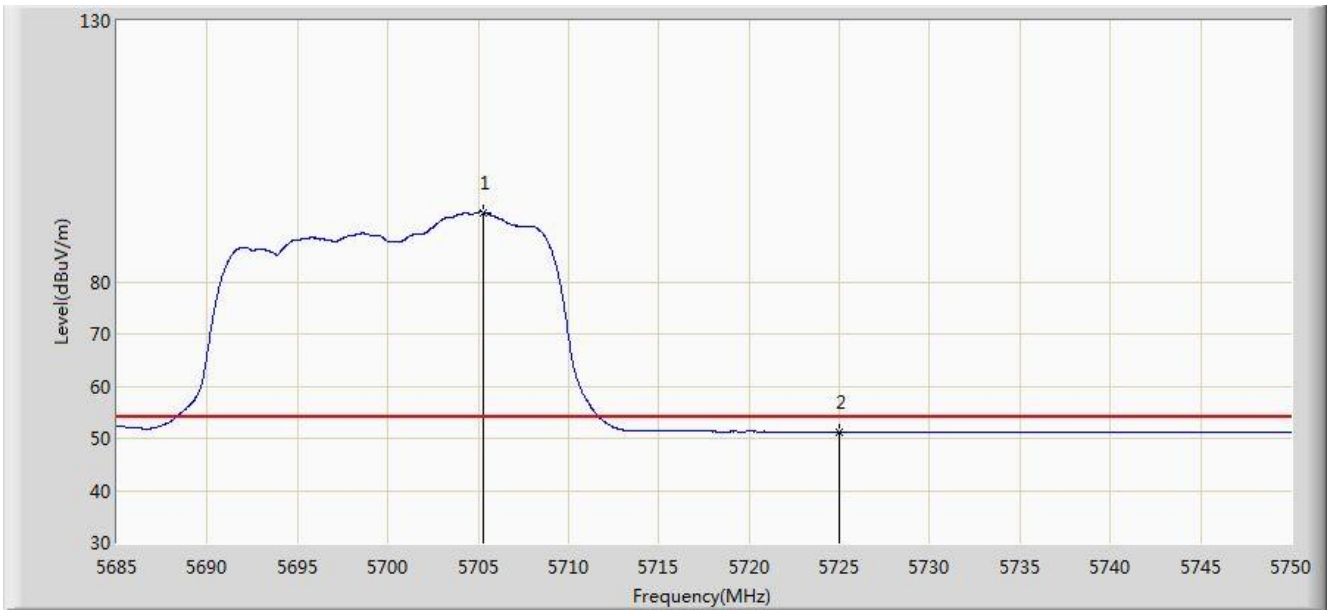


No	Flag	Mark	Frequency (MHz)	Measure Level (dBuV/m)	Reading Level (dBuV)	Margin (dB)	Limit (dBuV/m)	Factor (dB)	Type
1		*	5703.817	104.712	64.641	N/A	N/A	40.071	PK
2			5725.000	64.528	24.364	-9.472	74.000	40.164	PK
3			5745.710	65.814	25.556	-8.186	74.000	40.258	PK

Note: Measure Level (dB $\mu$ V/m) = Reading Level (dB $\mu$ V) + Factor (dB)

Factor (dB) = Cable Loss (dB) + Antenna Factor (dB/m).

Site: AC1	Time: 2017/03/23 - 17:17
Limit: FCC_Part15.209_RE(3m)	Engineer: Kevin Ker
Probe: BBHA9120D_1GHz_18GHz	Polarity: Vertical
EUT: Wi-Fi AP 4x4 OD small omni antenna US	Power: AC 120V/60Hz
Test Mode: Transmit by 802.11ac-VHT20 at channel 5700MHz Ant 0+1+2+3	

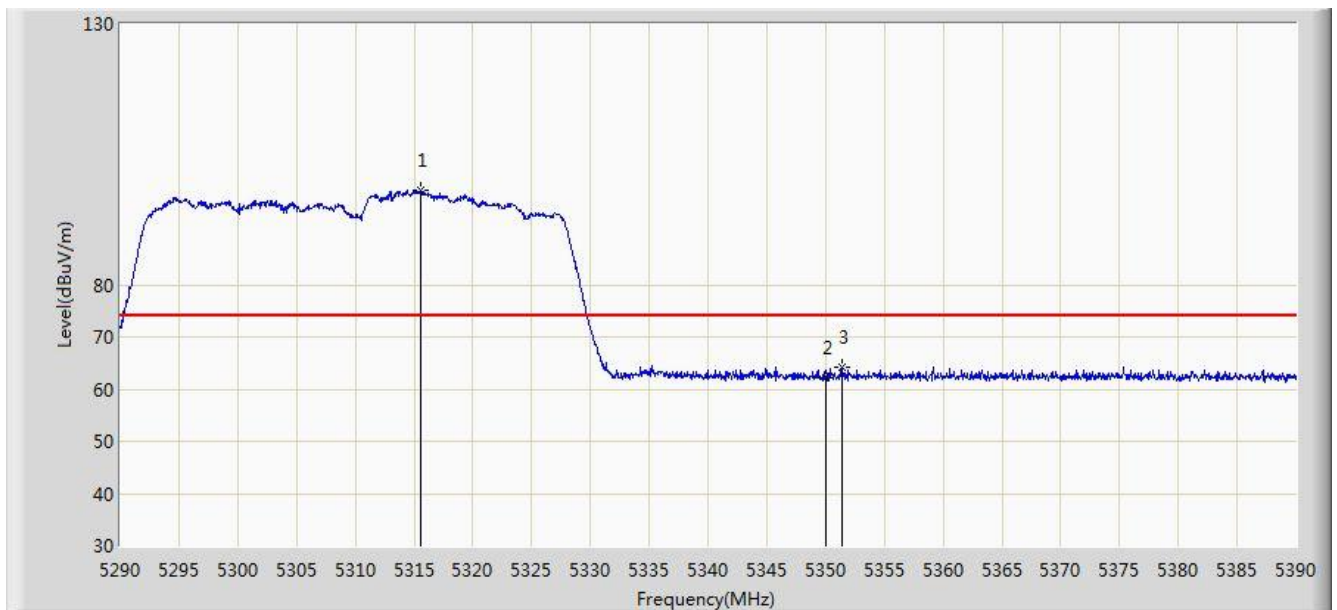


No	Flag	Mark	Frequency (MHz)	Measure Level (dBuV/m)	Reading Level (dBuV)	Margin (dB)	Limit (dBuV/m)	Factor (dB)	Type
1		*	5705.280	93.302	53.226	N/A	N/A	40.076	AV
2			5725.000	51.192	11.028	-2.808	54.000	40.164	AV

Note: Measure Level (dBμV/m) = Reading Level (dBμV) + Factor (dB)

Factor (dB) = Cable Loss (dB) + Antenna Factor (dB/m).

Site: AC1	Time: 2017/03/23 - 17:36
Limit: FCC_Part15.209_RE(3m)	Engineer: Kevin Ker
Probe: BBHA9120D_1GHz_18GHz	Polarity: Horizontal
EUT: Wi-Fi AP 4x4 OD small omni antenna US	Power: AC 120V/60Hz
Test Mode: Transmit by 802.11ac-VHT40 at channel 5310MHz Ant 0+1+2+3	

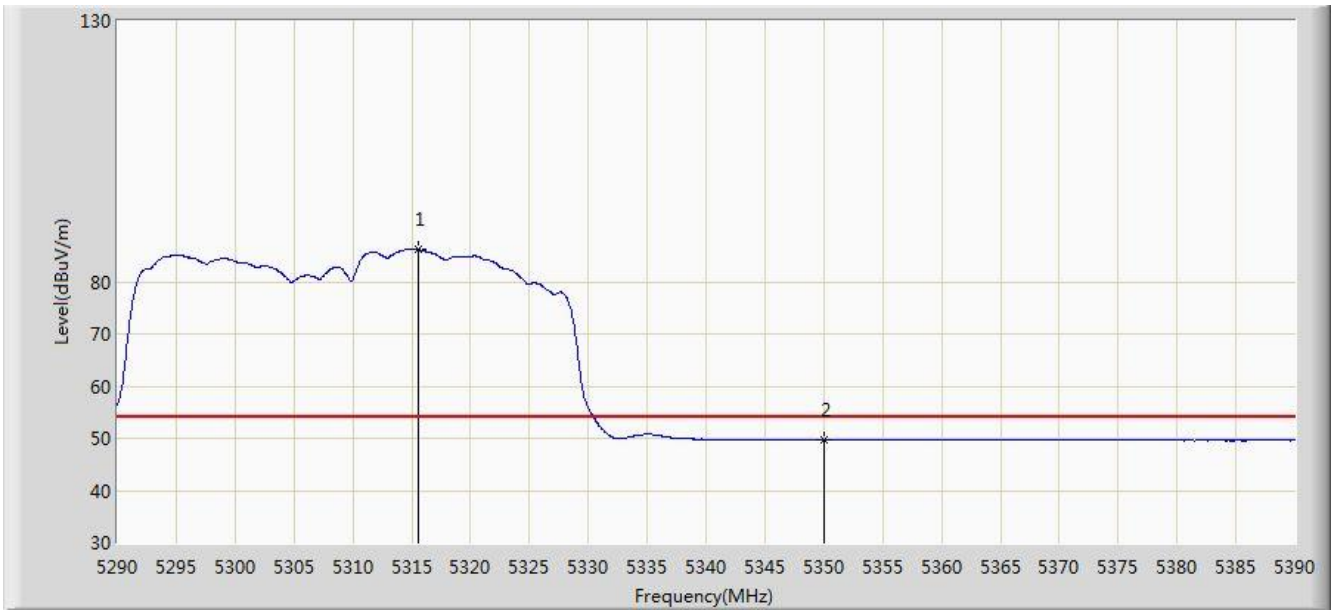


No	Flag	Mark	Frequency (MHz)	Measure Level (dBuV/m)	Reading Level (dBuV)	Margin (dB)	Limit (dBuV/m)	Factor (dB)	Type
1		*	5315.600	97.980	58.747	N/A	N/A	39.233	PK
2			5350.000	62.204	22.879	-11.796	74.000	39.324	PK
3			5351.350	64.343	25.015	-9.657	74.000	39.328	PK

Note: Measure Level (dB $\mu$ V/m) = Reading Level (dB $\mu$ V) + Factor (dB)

Factor (dB) = Cable Loss (dB) + Antenna Factor (dB/m).

Site: AC1	Time: 2017/03/23 - 17:38
Limit: FCC_Part15.209_RE(3m)	Engineer: Kevin Ker
Probe: BBHA9120D_1GHz_18GHz	Polarity: Horizontal
EUT: Wi-Fi AP 4x4 OD small omni antenna US	Power: AC 120V/60Hz
Test Mode: Transmit by 802.11ac-VHT40 at channel 5310MHz Ant 0+1+2+3	

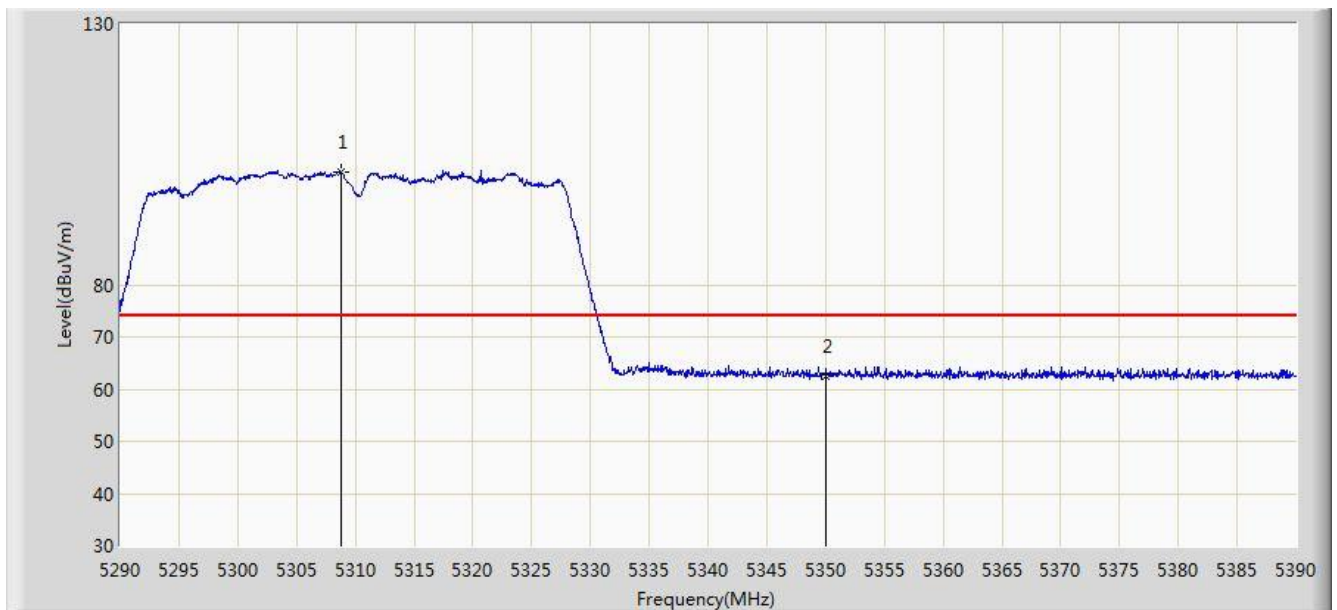


No	Flag	Mark	Frequency (MHz)	Measure Level (dBuV/m)	Reading Level (dBuV)	Margin (dB)	Limit (dBuV/m)	Factor (dB)	Type
1		*	5315.600	86.144	46.911	N/A	N/A	39.233	AV
2			5350.000	49.717	10.392	-4.283	54.000	39.324	AV

Note: Measure Level (dB $\mu$ V/m) = Reading Level (dB $\mu$ V) + Factor (dB)

Factor (dB) = Cable Loss (dB) + Antenna Factor (dB/m).

Site: AC1	Time: 2017/03/23 - 17:39
Limit: FCC_Part15.209_RE(3m)	Engineer: Kevin Ker
Probe: BBHA9120D_1GHz_18GHz	Polarity: Vertical
EUT: Wi-Fi AP 4x4 OD small omni antenna US	Power: AC 120V/60Hz
Test Mode: Transmit by 802.11ac-VHT40 at channel 5310MHz Ant 0+1+2+3	

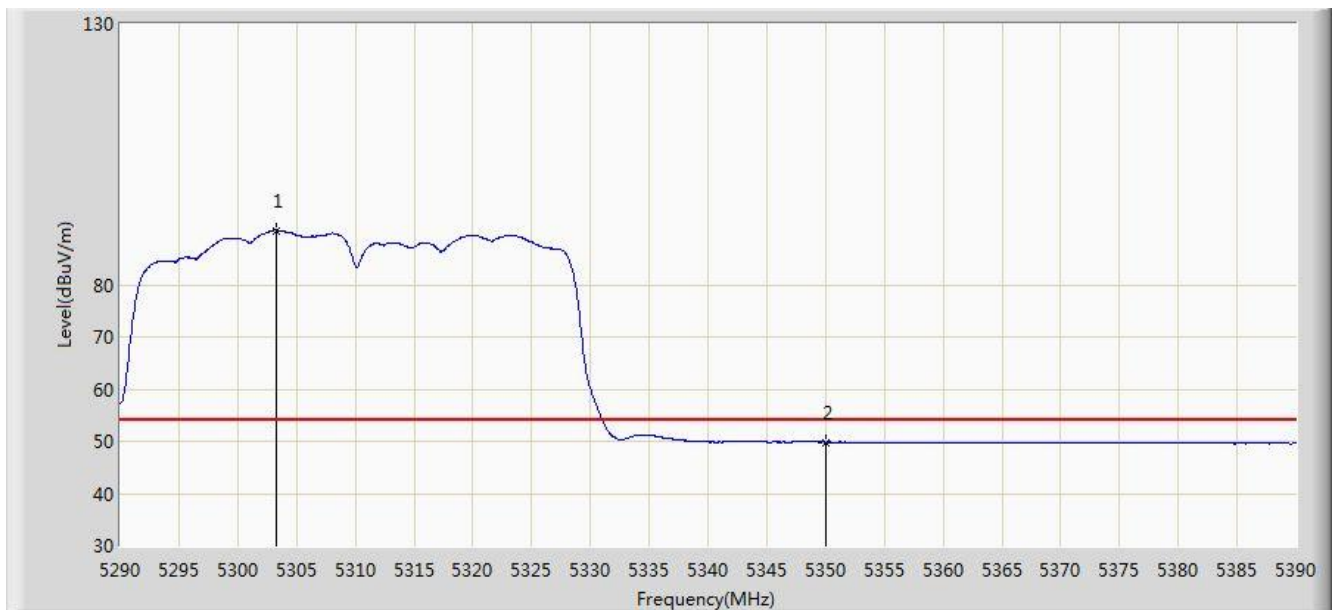


No	Flag	Mark	Frequency (MHz)	Measure Level (dBuV/m)	Reading Level (dBuV)	Margin (dB)	Limit (dBuV/m)	Factor (dB)	Type
1		*	5308.750	101.607	62.392	N/A	N/A	39.215	PK
2			5350.000	62.446	23.121	-11.554	74.000	39.324	PK

Note: Measure Level (dB $\mu$ V/m) = Reading Level (dB $\mu$ V) + Factor (dB)

Factor (dB) = Cable Loss (dB) + Antenna Factor (dB/m).

Site: AC1	Time: 2017/03/23 - 17:43
Limit: FCC_Part15.209_RE(3m)	Engineer: Kevin Ker
Probe: BBHA9120D_1GHz_18GHz	Polarity: Vertical
EUT: Wi-Fi AP 4x4 OD small omni antenna US	Power: AC 120V/60Hz
Test Mode: Transmit by 802.11ac-VHT40 at channel 5310MHz Ant 0+1+2+3	

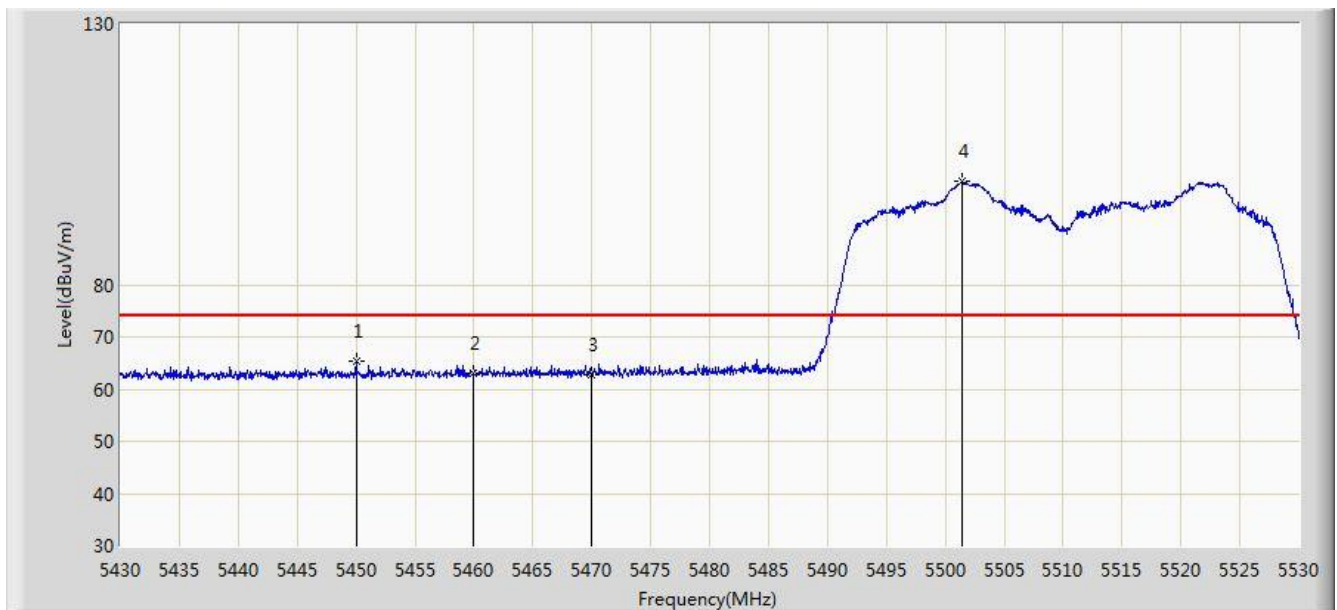


No	Flag	Mark	Frequency (MHz)	Measure Level (dBuV/m)	Reading Level (dBuV)	Margin (dB)	Limit (dBuV/m)	Factor (dB)	Type
1		*	5303.300	90.415	51.215	N/A	N/A	39.200	AV
2			5350.000	49.845	10.520	-4.155	54.000	39.324	AV

Note: Measure Level (dB $\mu$ V/m) = Reading Level (dB $\mu$ V) + Factor (dB)

Factor (dB) = Cable Loss (dB) + Antenna Factor (dB/m).

Site: AC1	Time: 2017/03/23 - 17:44
Limit: FCC_Part15.209_RE(3m)	Engineer: Kevin Ker
Probe: BBHA9120D_1GHz_18GHz	Polarity: Horizontal
EUT: Wi-Fi AP 4x4 OD small omni antenna US	Power: AC 120V/60Hz
Test Mode: Transmit by 802.11ac-VHT40 at channel 5510MHz Ant 0+1+2+3	

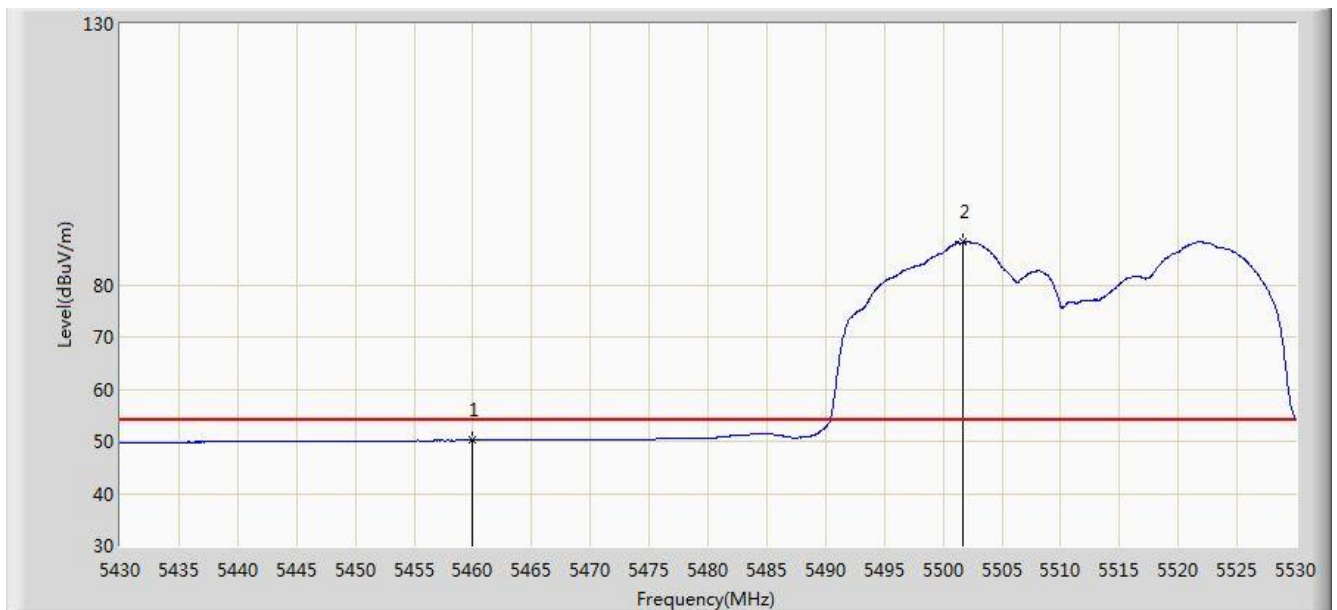


No	Flag	Mark	Frequency (MHz)	Measure Level (dBuV/m)	Reading Level (dBuV)	Margin (dB)	Limit (dBuV/m)	Factor (dB)	Type
1			5450.000	65.330	25.717	-8.670	74.000	39.614	PK
2			5460.000	63.181	23.545	-10.819	74.000	39.636	PK
3			5470.000	62.799	23.145	-11.201	74.000	39.654	PK
4		*	5501.400	99.753	60.040	N/A	N/A	39.712	PK

Note: Measure Level (dB $\mu$ V/m) = Reading Level (dB $\mu$ V) + Factor (dB)

Factor (dB) = Cable Loss (dB) + Antenna Factor (dB/m).

Site: AC1	Time: 2017/03/23 - 17:47
Limit: FCC_Part15.209_RE(3m)	Engineer: Kevin Ker
Probe: BBHA9120D_1GHz_18GHz	Polarity: Horizontal
EUT: Wi-Fi AP 4x4 OD small omni antenna US	Power: AC 120V/60Hz
Test Mode: Transmit by 802.11ac-VHT40 at channel 5510MHz Ant 0+1+2+3	



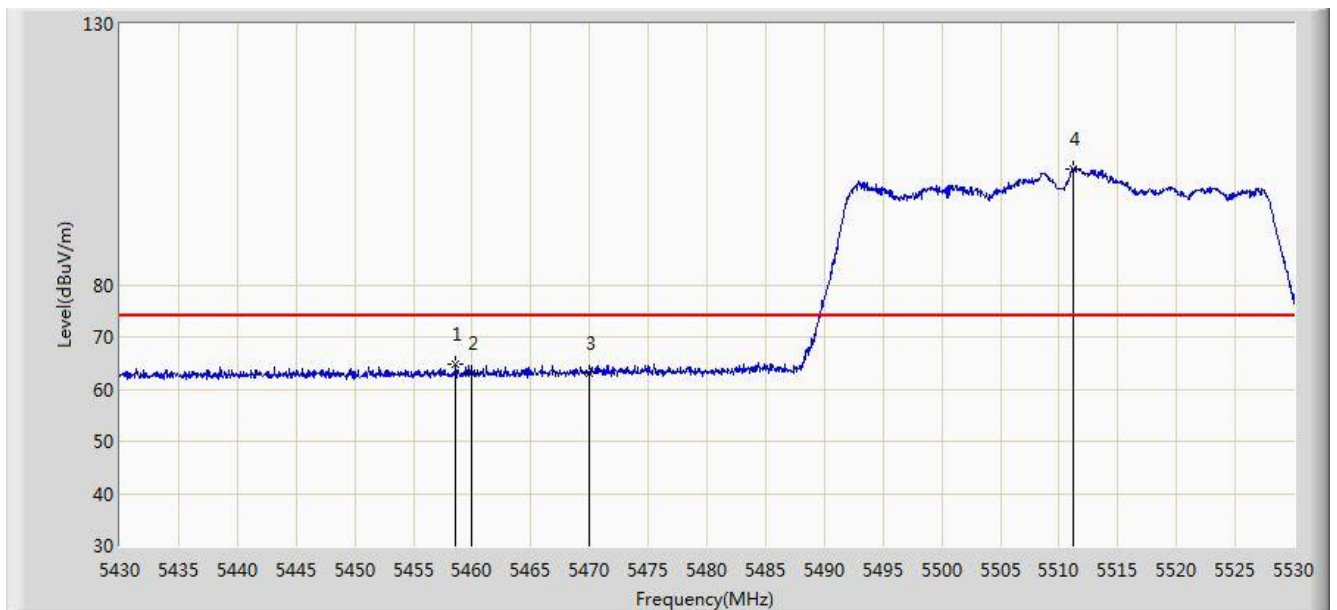
No	Flag	Mark	Frequency (MHz)	Measure Level (dBuV/m)	Reading Level (dBuV)	Margin (dB)	Limit (dBuV/m)	Factor (dB)	Type
1			5460.000	50.152	10.516	-3.848	54.000	39.636	AV
2		*	5501.650	88.121	48.408	N/A	N/A	39.714	AV

Note: Measure Level (dBμV/m) = Reading Level (dBμV) + Factor (dB)

Factor (dB) = Cable Loss (dB) + Antenna Factor (dB/m).



Site: AC1	Time: 2017/03/23 - 17:48
Limit: FCC_Part15.209_RE(3m)	Engineer: Kevin Ker
Probe: BBHA9120D_1GHz_18GHz	Polarity: Vertical
EUT: Wi-Fi AP 4x4 OD small omni antenna US	Power: AC 120V/60Hz
Test Mode: Transmit by 802.11ac-VHT40 at channel 5510MHz Ant 0+1+2+3	

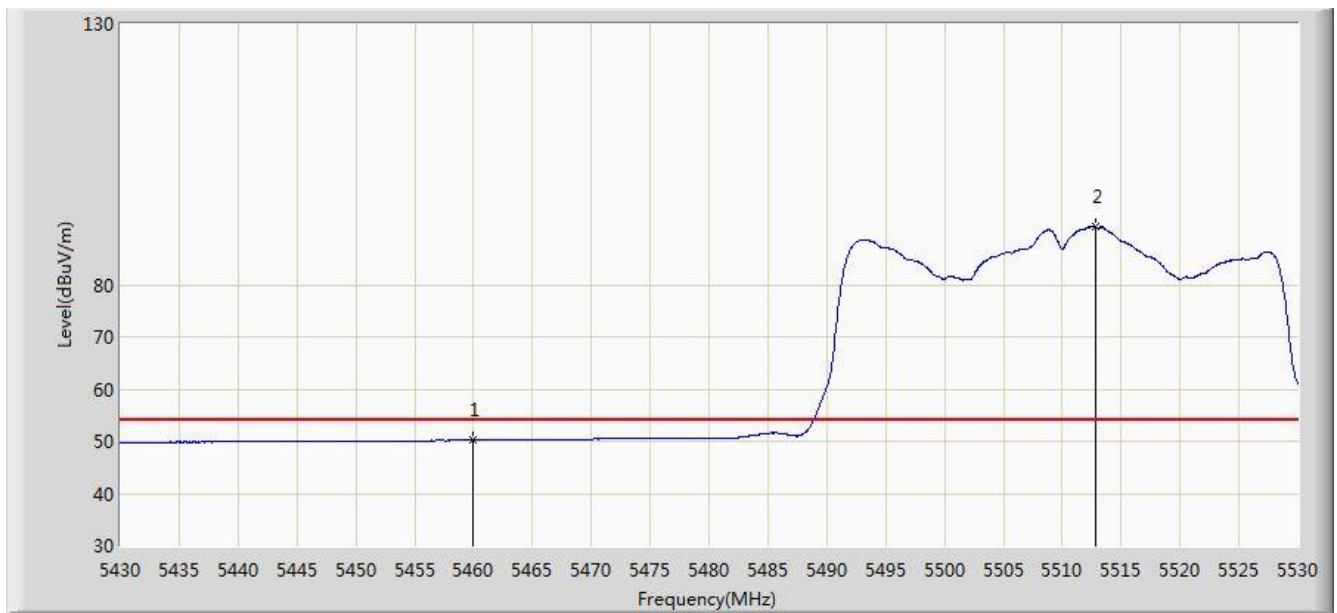


No	Flag	Mark	Frequency (MHz)	Measure Level (dBuV/m)	Reading Level (dBuV)	Margin (dB)	Limit (dBuV/m)	Factor (dB)	Type
1			5458.600	64.772	25.139	-9.228	74.000	39.634	PK
2			5460.000	63.070	23.434	-10.930	74.000	39.636	PK
3			5470.000	63.105	23.451	-10.895	74.000	39.654	PK
4		*	5511.250	102.209	62.478	N/A	N/A	39.731	PK

Note: Measure Level (dBuV/m) = Reading Level (dBuV) + Factor (dB)

Factor (dB) = Cable Loss (dB) + Antenna Factor (dB/m).

Site: AC1	Time: 2017/03/23 - 17:50
Limit: FCC_Part15.209_RE(3m)	Engineer: Kevin Ker
Probe: BBHA9120D_1GHz_18GHz	Polarity: Vertical
EUT: Wi-Fi AP 4x4 OD small omni antenna US	Power: AC 120V/60Hz
Test Mode: Transmit by 802.11ac-VHT40 at channel 5510MHz Ant 0+1+2+3	

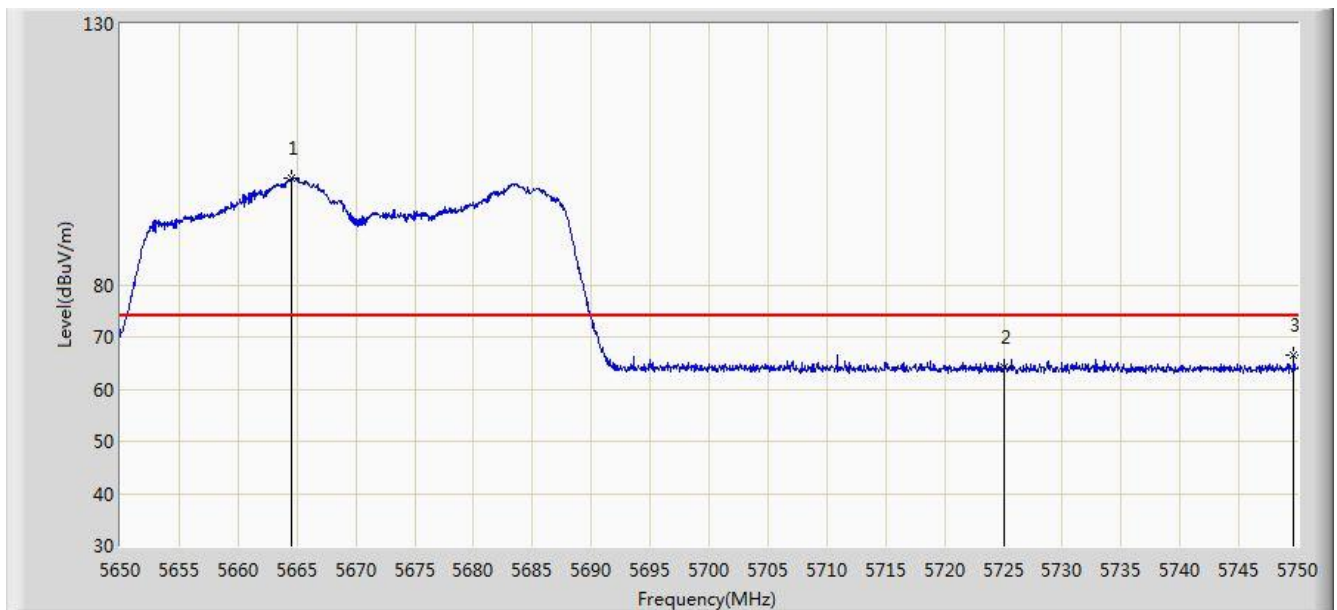


No	Flag	Mark	Frequency (MHz)	Measure Level (dBuV/m)	Reading Level (dBuV)	Margin (dB)	Limit (dBuV/m)	Factor (dB)	Type
1			5460.000	50.178	10.542	-3.822	54.000	39.636	AV
2		*	5512.850	91.053	51.319	N/A	N/A	39.734	AV

Note: Measure Level (dB $\mu$ V/m) = Reading Level (dB $\mu$ V) + Factor (dB)

Factor (dB) = Cable Loss (dB) + Antenna Factor (dB/m).

Site: AC1	Time: 2017/03/23 - 17:53
Limit: FCC_Part15.209_RE(3m)	Engineer: Kevin Ker
Probe: BBHA9120D_1GHz_18GHz	Polarity: Horizontal
EUT: Wi-Fi AP 4x4 OD small omni antenna US	Power: AC 120V/60Hz
Test Mode: Transmit by 802.11ac-VHT40 at channel 5670MHz Ant 0+1+2+3	

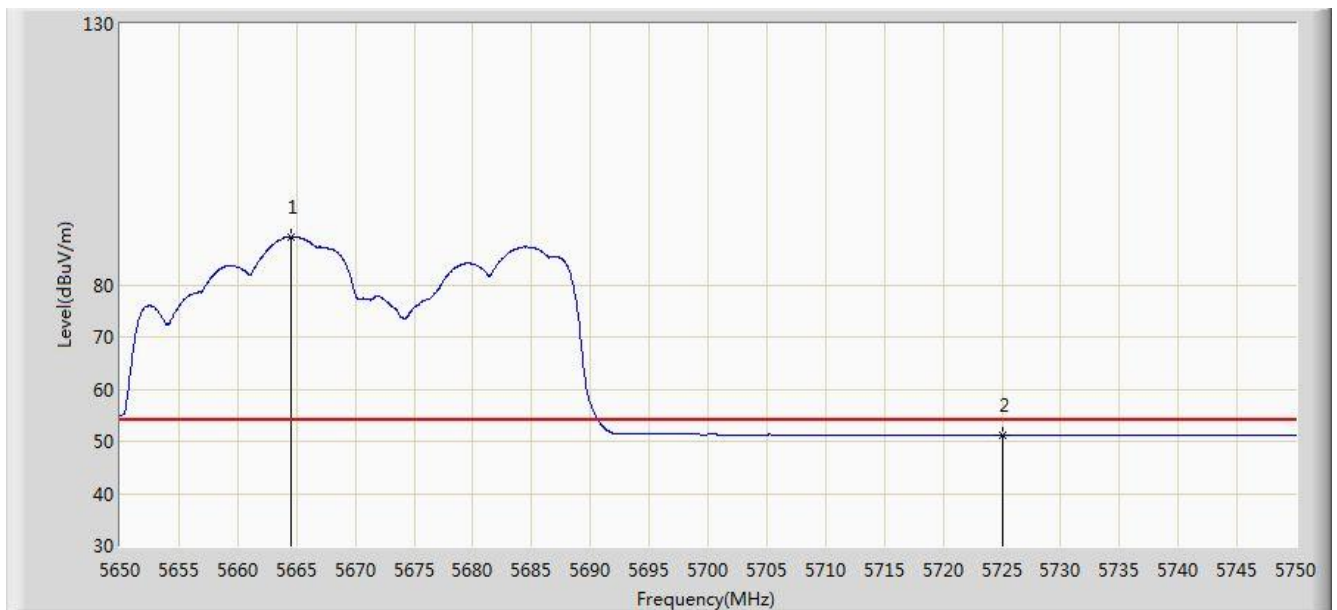


No	Flag	Mark	Frequency (MHz)	Measure Level (dBuV/m)	Reading Level (dBuV)	Margin (dB)	Limit (dBuV/m)	Factor (dB)	Type
1		*	5664.550	100.511	60.549	N/A	N/A	39.961	PK
2			5725.000	64.116	23.952	-9.884	74.000	40.164	PK
3			5749.650	66.426	26.152	-7.574	74.000	40.274	PK

Note: Measure Level (dB $\mu$ V/m) = Reading Level (dB $\mu$ V) + Factor (dB)

Factor (dB) = Cable Loss (dB) + Antenna Factor (dB/m).

Site: AC1	Time: 2017/03/23 - 17:55
Limit: FCC_Part15.209_RE(3m)	Engineer: Kevin Ker
Probe: BBHA9120D_1GHz_18GHz	Polarity: Horizontal
EUT: Wi-Fi AP 4x4 OD small omni antenna US	Power: AC 120V/60Hz
Test Mode: Transmit by 802.11ac-VHT40 at channel 5670MHz Ant 0+1+2+3	

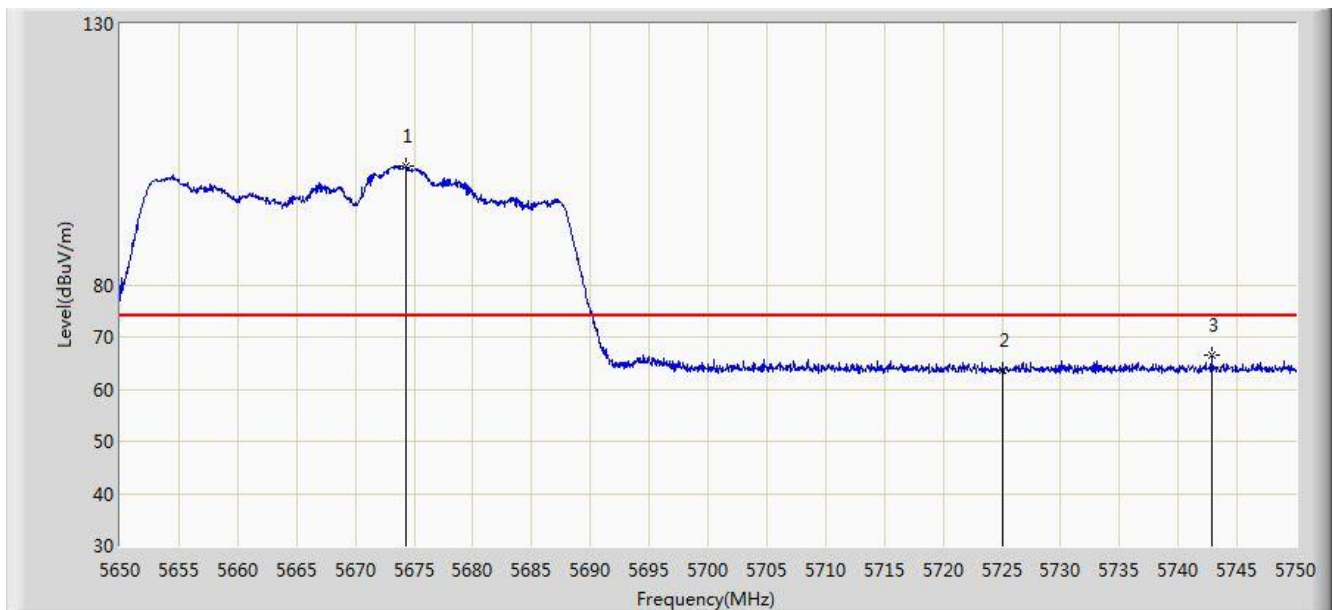


No	Flag	Mark	Frequency (MHz)	Measure Level (dBuV/m)	Reading Level (dBuV)	Margin (dB)	Limit (dBuV/m)	Factor (dB)	Type
1		*	5664.550	89.240	49.278	N/A	N/A	39.961	AV
2			5725.000	51.168	11.004	-2.832	54.000	40.164	AV

Note: Measure Level (dB $\mu$ V/m) = Reading Level (dB $\mu$ V) + Factor (dB)

Factor (dB) = Cable Loss (dB) + Antenna Factor (dB/m).

Site: AC1	Time: 2017/03/23 - 17:57
Limit: FCC_Part15.209_RE(3m)	Engineer: Kevin Ker
Probe: BBHA9120D_1GHz_18GHz	Polarity: Vertical
EUT: Wi-Fi AP 4x4 OD small omni antenna US	Power: AC 120V/60Hz
Test Mode: Transmit by 802.11ac-VHT40 at channel 5670MHz Ant 0+1+2+3	

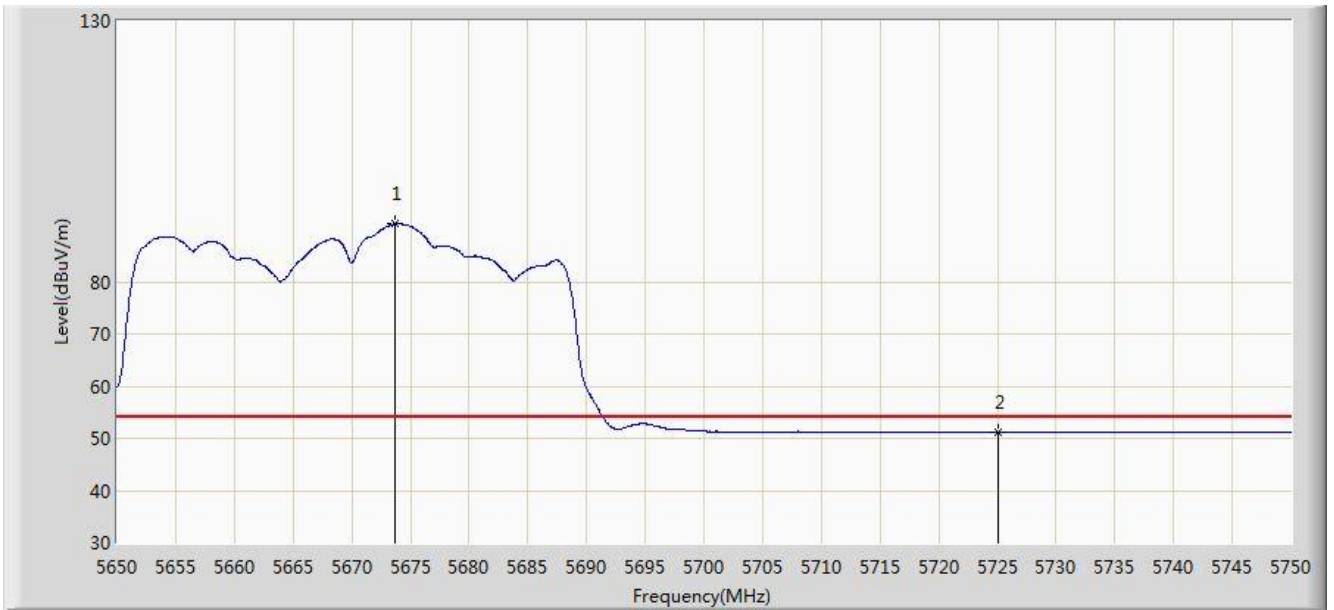


No	Flag	Mark	Frequency (MHz)	Measure Level (dBuV/m)	Reading Level (dBuV)	Margin (dB)	Limit (dBuV/m)	Factor (dB)	Type
1		*	5674.250	102.871	62.886	N/A	N/A	39.986	PK
2			5725.000	63.575	23.411	-10.425	74.000	40.164	PK
3			5742.800	66.455	26.209	-7.545	74.000	40.246	PK

Note: Measure Level (dB $\mu$ V/m) = Reading Level (dB $\mu$ V) + Factor (dB)

Factor (dB) = Cable Loss (dB) + Antenna Factor (dB/m).

Site: AC1	Time: 2017/03/23 - 17:59
Limit: FCC_Part15.209_RE(3m)	Engineer: Kevin Ker
Probe: BBHA9120D_1GHz_18GHz	Polarity: Vertical
EUT: Wi-Fi AP 4x4 OD small omni antenna US	Power: AC 120V/60Hz
Test Mode: Transmit by 802.11ac-VHT40 at channel 5670MHz Ant 0+1+2+3	

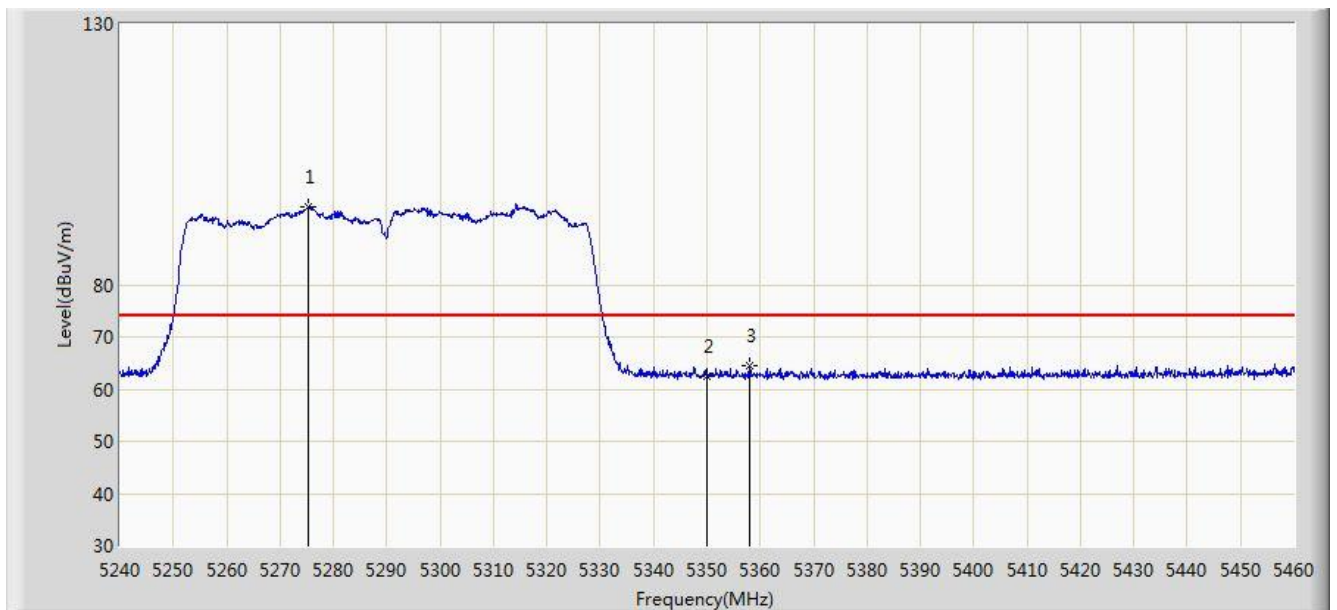


No	Flag	Mark	Frequency (MHz)	Measure Level (dBuV/m)	Reading Level (dBuV)	Margin (dB)	Limit (dBuV/m)	Factor (dB)	Type
1		*	5673.650	91.039	51.055	N/A	N/A	39.984	AV
2			5725.000	51.163	10.999	-2.837	54.000	40.164	AV

Note: Measure Level (dB $\mu$ V/m) = Reading Level (dB $\mu$ V) + Factor (dB)

Factor (dB) = Cable Loss (dB) + Antenna Factor (dB/m).

Site: AC1	Time: 2017/03/23 - 18:39
Limit: FCC_Part15.209_RE(3m)	Engineer: Kevin Ker
Probe: BBHA9120D_1GHz_18GHz	Polarity: Horizontal
EUT: Wi-Fi AP 4x4 OD small omni antenna US	Power: AC 120V/60Hz
Test Mode: Transmit by 802.11ac-VHT80 at channel 5290MHz Ant 0+1+2+3	

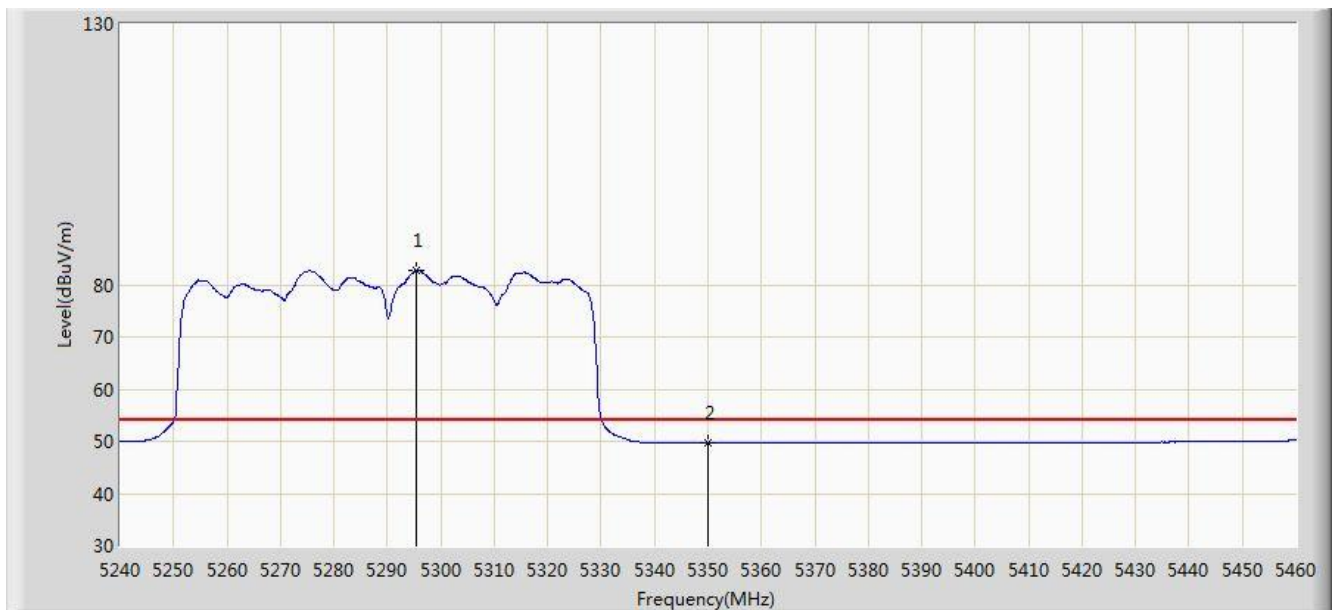


No	Flag	Mark	Frequency (MHz)	Measure Level (dBuV/m)	Reading Level (dBuV)	Margin (dB)	Limit (dBuV/m)	Factor (dB)	Type
1		*	5275.200	94.978	55.777	N/A	N/A	39.201	PK
2			5350.000	62.375	23.050	-11.625	74.000	39.324	PK
3			5358.030	64.471	25.125	-9.529	74.000	39.346	PK

Note: Measure Level (dB $\mu$ V/m) = Reading Level (dB $\mu$ V) + Factor (dB)

Factor (dB) = Cable Loss (dB) + Antenna Factor (dB/m).

Site: AC1	Time: 2017/03/23 - 18:42
Limit: FCC_Part15.209_RE(3m)	Engineer: Kevin Ker
Probe: BBHA9120D_1GHz_18GHz	Polarity: Horizontal
EUT: Wi-Fi AP 4x4 OD small omni antenna US	Power: AC 120V/60Hz
Test Mode: Transmit by 802.11ac-VHT80 at channel 5290MHz Ant 0+1+2+3	



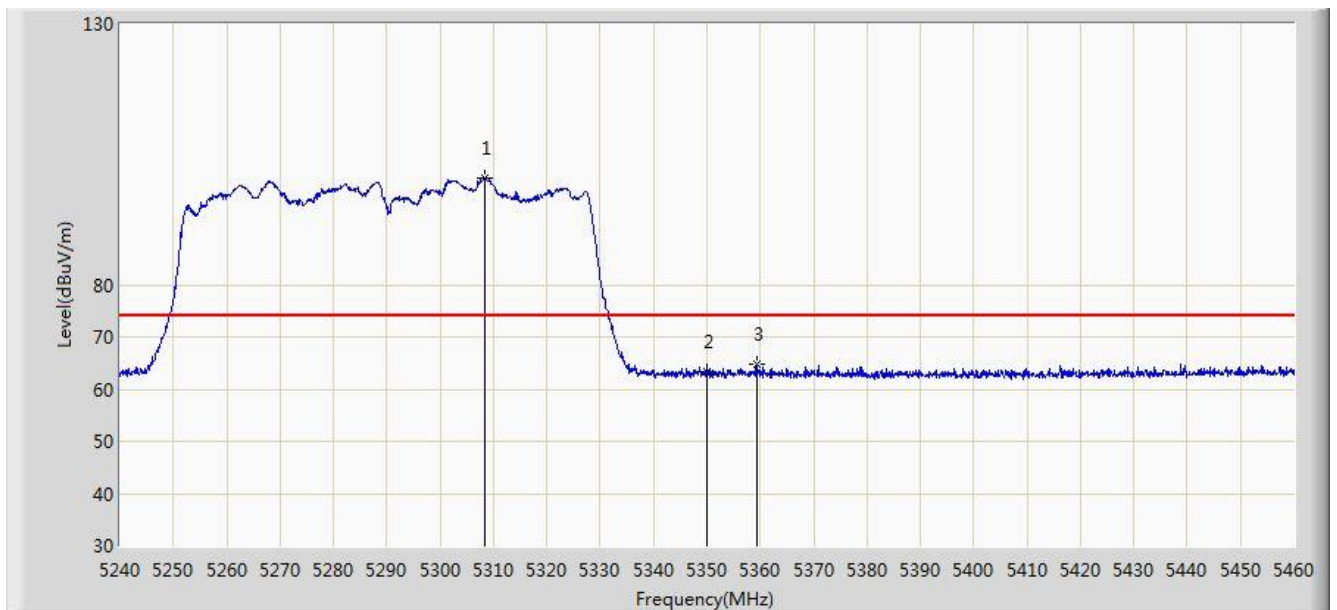
No	Flag	Mark	Frequency (MHz)	Measure Level (dBuV/m)	Reading Level (dBuV)	Margin (dB)	Limit (dBuV/m)	Factor (dB)	Type
1		*	5295.330	82.706	43.511	N/A	N/A	39.196	AV
2			5350.000	49.738	10.413	-4.262	54.000	39.324	AV

Note: Measure Level (dB $\mu$ V/m) = Reading Level (dB $\mu$ V) + Factor (dB)

Factor (dB) = Cable Loss (dB) + Antenna Factor (dB/m).



Site: AC1	Time: 2017/03/23 - 18:47
Limit: FCC_Part15.209_RE(3m)	Engineer: Kevin Ker
Probe: BBHA9120D_1GHz_18GHz	Polarity: Vertical
EUT: Wi-Fi AP 4x4 OD small omni antenna US	Power: AC 120V/60Hz
Test Mode: Transmit by 802.11ac-VHT80 at channel 5290MHz Ant 0+1+2+3	

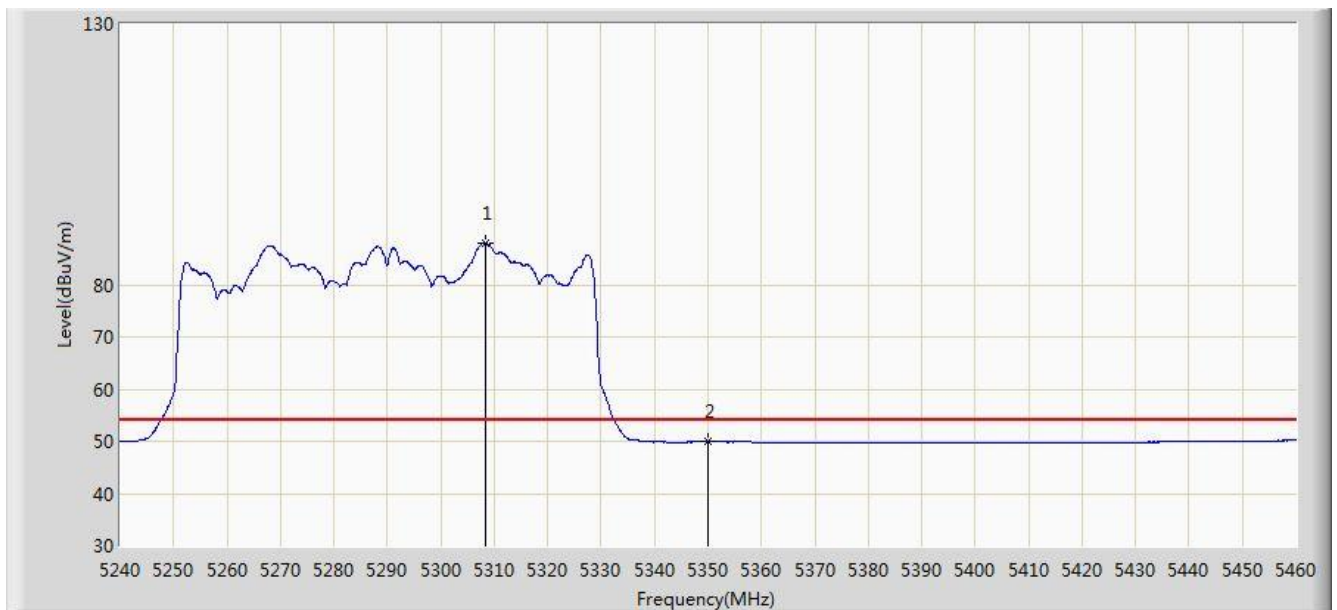


No	Flag	Mark	Frequency (MHz)	Measure Level (dBuV/m)	Reading Level (dBuV)	Margin (dB)	Limit (dBuV/m)	Factor (dB)	Type
1		*	5308.310	100.550	61.337	N/A	N/A	39.214	PK
2			5350.000	63.420	24.095	-10.580	74.000	39.324	PK
3			5359.240	64.853	25.504	-9.147	74.000	39.349	PK

Note: Measure Level (dB $\mu$ V/m) = Reading Level (dB $\mu$ V) + Factor (dB)

Factor (dB) = Cable Loss (dB) + Antenna Factor (dB/m).

Site: AC1	Time: 2017/03/23 - 18:50
Limit: FCC_Part15.209_RE(3m)	Engineer: Kevin Ker
Probe: BBHA9120D_1GHz_18GHz	Polarity: Vertical
EUT: Wi-Fi AP 4x4 OD small omni antenna US	Power: AC 120V/60Hz
Test Mode: Transmit by 802.11ac-VHT80 at channel 5290MHz Ant 0+1+2+3	

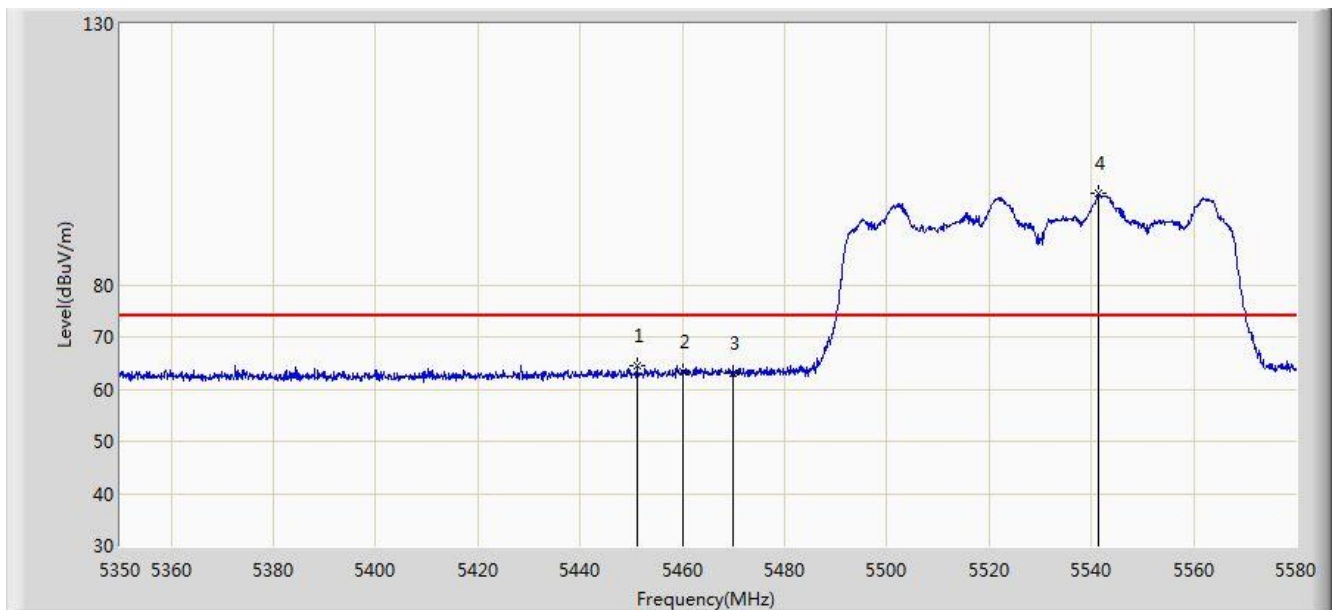


No	Flag	Mark	Frequency (MHz)	Measure Level (dBuV/m)	Reading Level (dBuV)	Margin (dB)	Limit (dBuV/m)	Factor (dB)	Type
1		*	5308.310	88.052	48.839	N/A	N/A	39.214	AV
2			5350.000	49.912	10.587	-4.088	54.000	39.324	AV

Note: Measure Level (dB $\mu$ V/m) = Reading Level (dB $\mu$ V) + Factor (dB)

Factor (dB) = Cable Loss (dB) + Antenna Factor (dB/m).

Site: AC1	Time: 2017/03/23 - 18:55
Limit: FCC_Part15.209_RE(3m)	Engineer: Kevin Ker
Probe: BBHA9120D_1GHz_18GHz	Polarity: Horizontal
EUT: Wi-Fi AP 4x4 OD small omni antenna US	Power: AC 120V/60Hz
Test Mode: Transmit by 802.11ac-VHT80 at channel 5530MHz Ant 0+1+2+3	

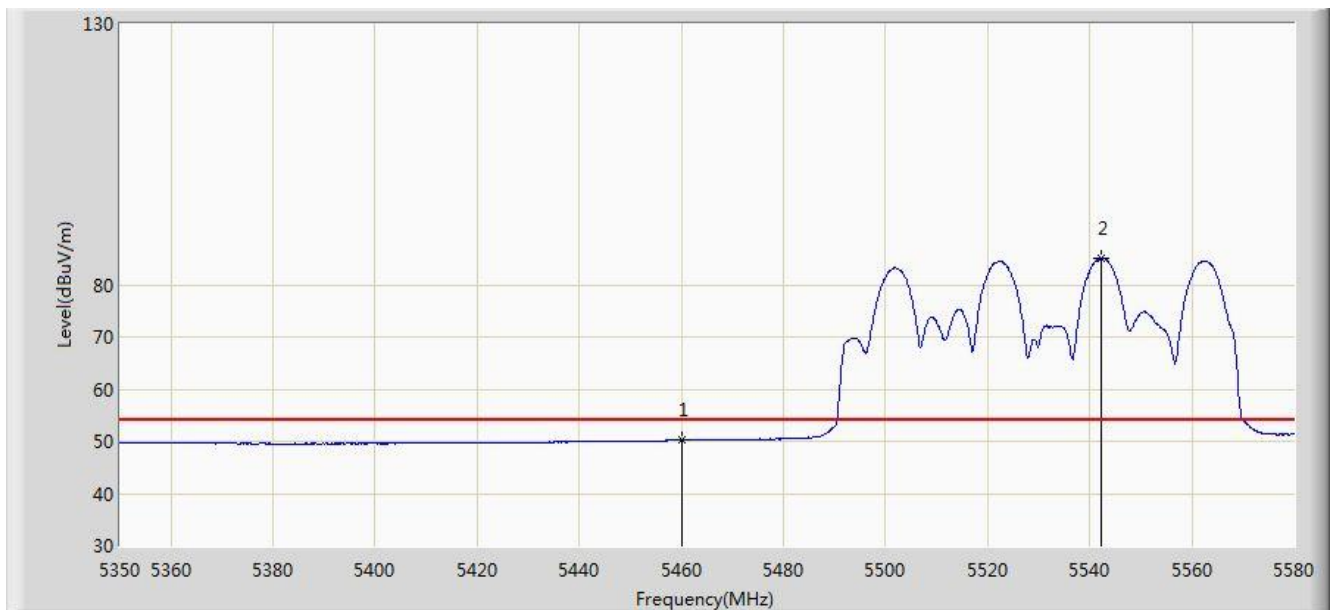


No	Flag	Mark	Frequency (MHz)	Measure Level (dBuV/m)	Reading Level (dBuV)	Margin (dB)	Limit (dBuV/m)	Factor (dB)	Type
1			5451.085	64.635	25.018	-9.365	74.000	39.617	PK
2			5460.000	63.329	23.693	-10.671	74.000	39.636	PK
3			5470.000	63.134	23.480	-10.866	74.000	39.654	PK
4		*	5541.475	97.409	57.624	N/A	N/A	39.785	PK

Note: Measure Level (dBuV/m) = Reading Level (dBuV) + Factor (dB)

Factor (dB) = Cable Loss (dB) + Antenna Factor (dB/m).

Site: AC1	Time: 2017/03/23 - 18:58
Limit: FCC_Part15.209_RE(3m)	Engineer: Kevin Ker
Probe: BBHA9120D_1GHz_18GHz	Polarity: Horizontal
EUT: Wi-Fi AP 4x4 OD small omni antenna US	Power: AC 120V/60Hz
Test Mode: Transmit by 802.11ac-VHT80 at channel 5530MHz Ant 0+1+2+3	

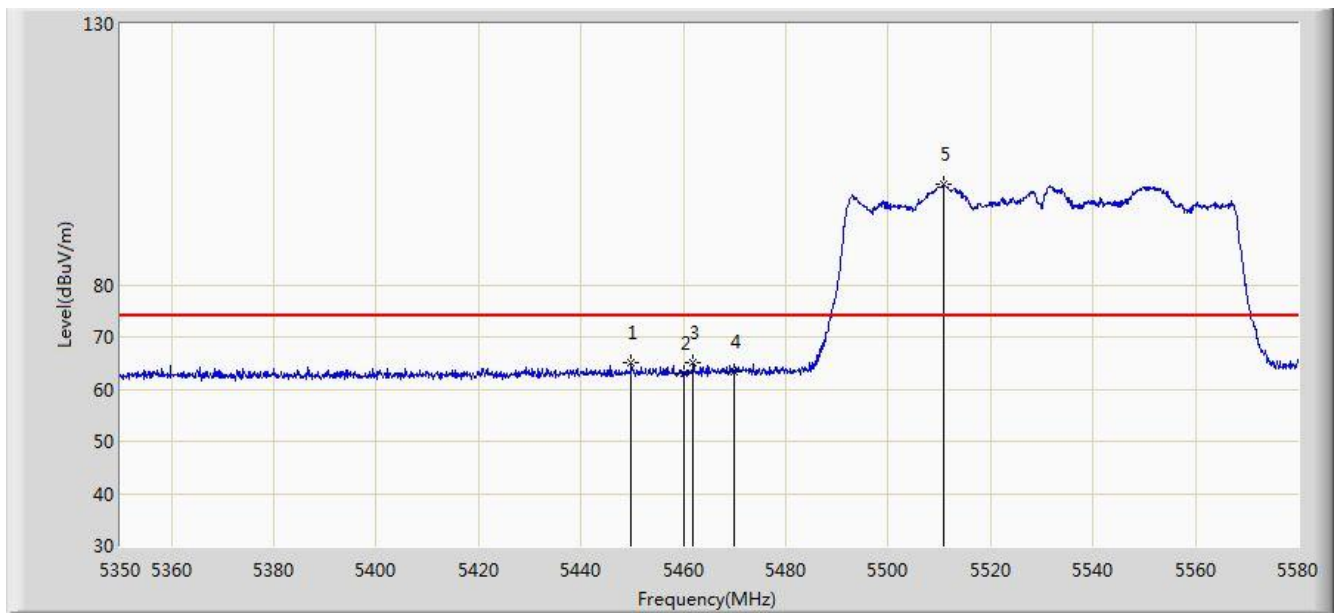


No	Flag	Mark	Frequency (MHz)	Measure Level (dBuV/m)	Reading Level (dBuV)	Margin (dB)	Limit (dBuV/m)	Factor (dB)	Type
1			5460.000	50.205	10.569	-3.795	54.000	39.636	AV
2		*	5542.280	85.128	45.342	N/A	N/A	39.787	AV

Note: Measure Level (dB $\mu$ V/m) = Reading Level (dB $\mu$ V) + Factor (dB)

Factor (dB) = Cable Loss (dB) + Antenna Factor (dB/m).

Site: AC1	Time: 2017/03/23 - 19:02
Limit: FCC_Part15.209_RE(3m)	Engineer: Kevin Ker
Probe: BBHA9120D_1GHz_18GHz	Polarity: Vertical
EUT: Wi-Fi AP 4x4 OD small omni antenna US	Power: AC 120V/60Hz
Test Mode: Transmit by 802.11ac-VHT80 at channel 5530MHz Ant 0+1+2+3	

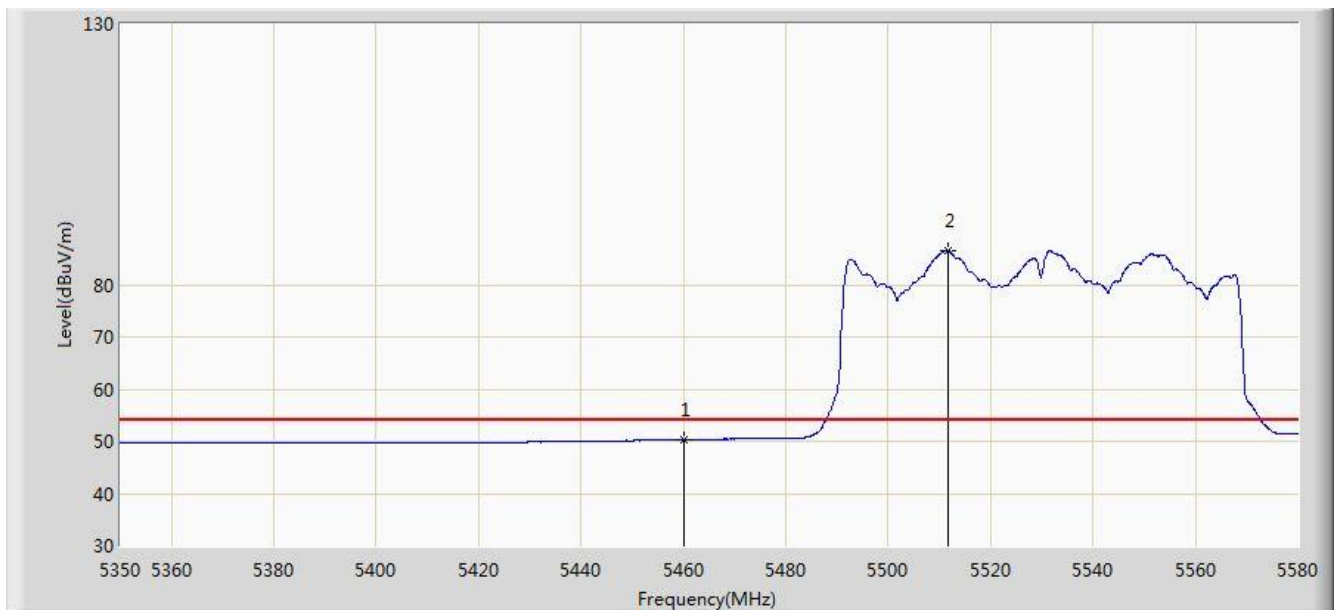


No	Flag	Mark	Frequency (MHz)	Measure Level (dBuV/m)	Reading Level (dBuV)	Margin (dB)	Limit (dBuV/m)	Factor (dB)	Type
1			5449.820	65.031	25.418	-8.969	74.000	39.613	PK
2			5460.000	63.146	23.510	-10.854	74.000	39.636	PK
3			5461.895	64.945	25.306	-9.055	74.000	39.640	PK
4			5470.000	63.330	23.676	-10.670	74.000	39.654	PK
5		*	5510.885	99.163	59.433	N/A	N/A	39.730	PK

Note: Measure Level (dB $\mu$ V/m) = Reading Level (dB $\mu$ V) + Factor (dB)

Factor (dB) = Cable Loss (dB) + Antenna Factor (dB/m).

Site: AC1	Time: 2017/03/23 - 19:05
Limit: FCC_Part15.209_RE(3m)	Engineer: Kevin Ker
Probe: BBHA9120D_1GHz_18GHz	Polarity: Vertical
EUT: Wi-Fi AP 4x4 OD small omni antenna US	Power: AC 120V/60Hz
Test Mode: Transmit by 802.11ac-VHT80 at channel 5530MHz Ant 0+1+2+3	

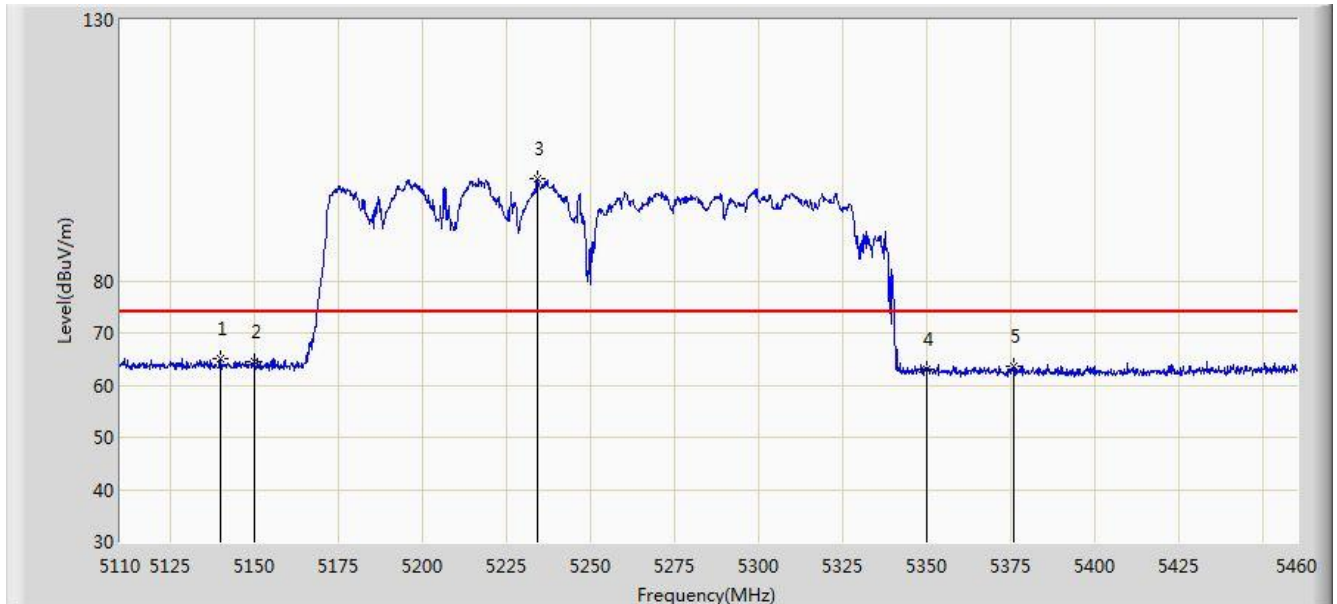


No	Flag	Mark	Frequency (MHz)	Measure Level (dBuV/m)	Reading Level (dBuV)	Margin (dB)	Limit (dBuV/m)	Factor (dB)	Type
1			5460.000	50.263	10.627	-3.737	54.000	39.636	AV
2		*	5511.575	86.455	46.723	N/A	N/A	39.732	AV

Note: Measure Level (dB $\mu$ V/m) = Reading Level (dB $\mu$ V) + Factor (dB)

Factor (dB) = Cable Loss (dB) + Antenna Factor (dB/m).

Site: AC1	Time: 2017/03/23 - 20:12
Limit: FCC_Part15.209_RE(3m)	Engineer: Kevin Ker
Probe: BBHA9120D_1GHz_18GHz	Polarity: Horizontal
EUT: Wi-Fi AP 4x4 OD small omni antenna US	Power: AC 120V/60Hz
Test Mode: Transmit by 802.11ac-VHT80+80 Modeat channel 5210MHz + 5290MHz Ant 0+1+2+3	

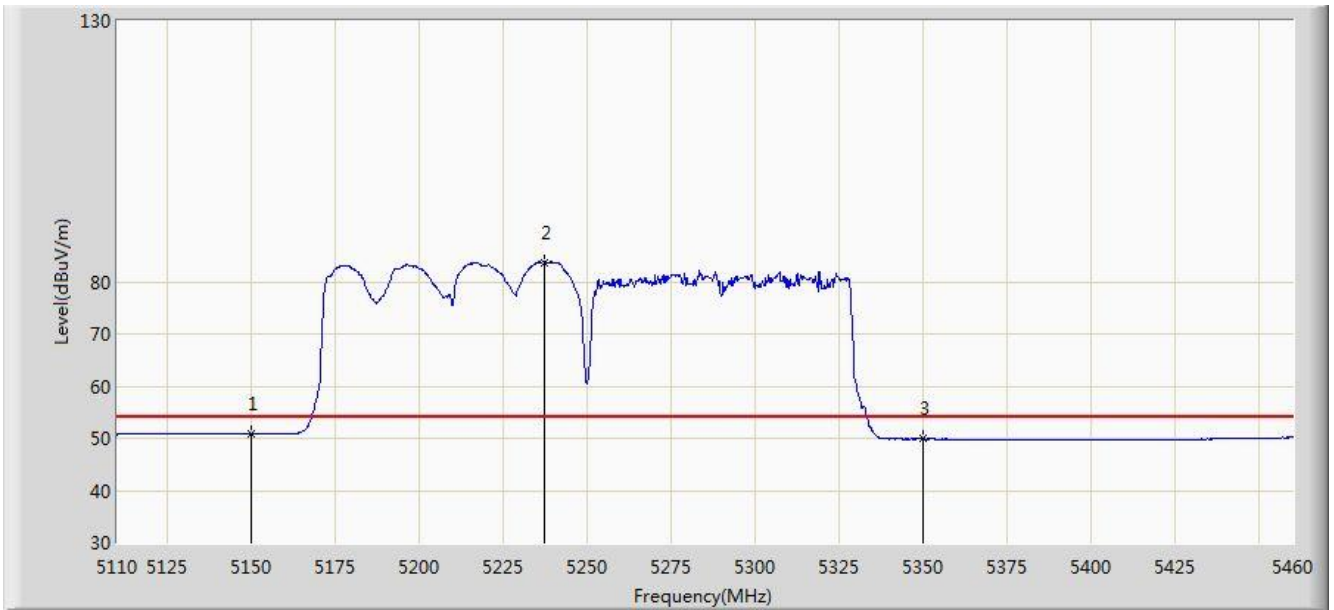


No	Flag	Mark	Frequency (MHz)	Measure Level (dBuV/m)	Reading Level (dBuV)	Margin (dB)	Limit (dBuV/m)	Factor (dB)	Type
1			5139.750	65.064	25.619	-8.936	74.000	39.445	PK
2			5150.000	64.423	24.982	-9.577	74.000	39.442	PK
3			5234.075	99.639	60.395	N/A	N/A	39.245	PK
4			5350.000	62.990	23.665	-11.010	74.000	39.324	PK
5			5376.000	63.500	24.107	-10.500	74.000	39.393	PK

Note: Measure Level (dB $\mu$ V/m) = Reading Level (dB $\mu$ V) + Factor (dB)

Factor (dB) = Cable Loss (dB) + Antenna Factor (dB/m)

Site: AC1	Time: 2017/03/23 - 20:17
Limit: FCC_Part15.209_RE(3m)	Engineer: Kevin Ker
Probe: BBHA9120D_1GHz_18GHz	Polarity: Horizontal
EUT: Wi-Fi AP 4x4 OD small omni antenna US	Power: AC 120V/60Hz
Test Mode: Transmit by 802.11ac-VHT80+80 Modeat channel 5210MHz + 5290MHz Ant 0+1+2+3	



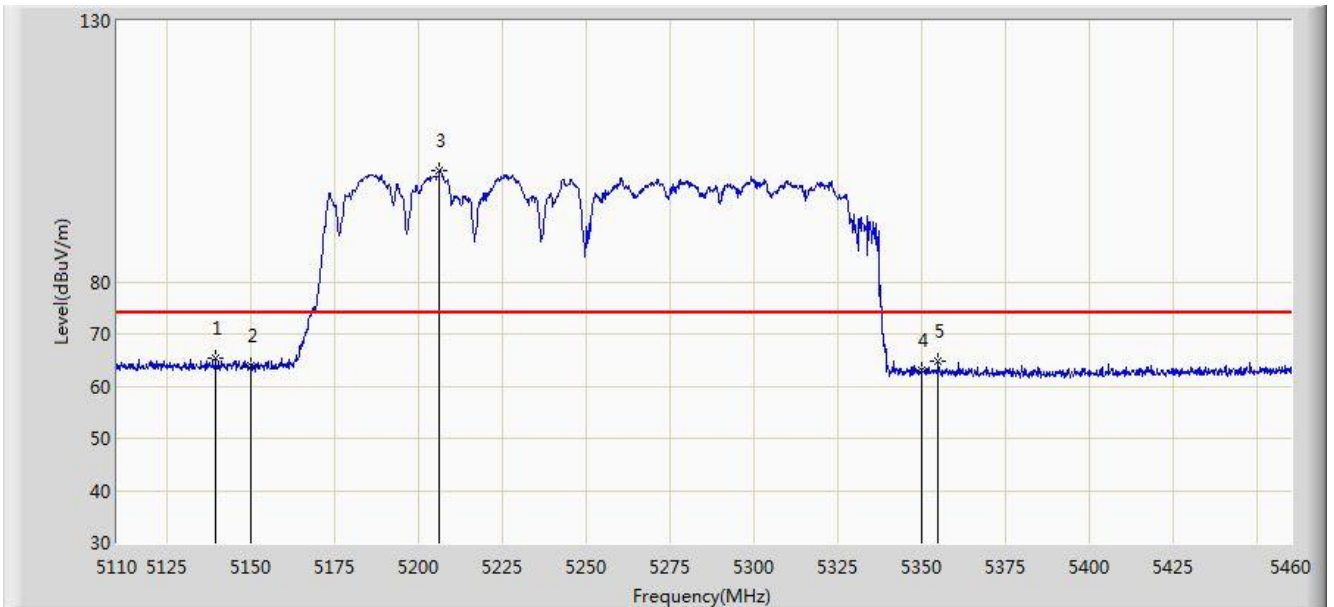
No	Flag	Mark	Frequency (MHz)	Measure Level (dBuV/m)	Reading Level (dBuV)	Margin (dB)	Limit (dBuV/m)	Factor (dB)	Type
1			5150.000	50.857	11.416	-3.143	54.000	39.442	AV
2			5237.225	83.731	44.493	N/A	N/A	39.237	AV
3			5350.000	49.867	10.542	-4.133	54.000	39.324	AV

Note: Measure Level (dB $\mu$ V/m) = Reading Level (dB $\mu$ V) + Factor (dB)

Factor (dB) = Cable Loss (dB) + Antenna Factor (dB/m)



Site: AC1	Time: 2017/03/23 - 20:21
Limit: FCC_Part15.209_RE(3m)	Engineer: Kevin Ker
Probe: BBHA9120D_1GHz_18GHz	Polarity: Vertical
EUT: Wi-Fi AP 4x4 OD small omni antenna US	Power: AC 120V/60Hz
Test Mode: Transmit by 802.11ac-VHT80+80 Modeat channel 5210MHz + 5290MHz Ant 0+1+2+3	

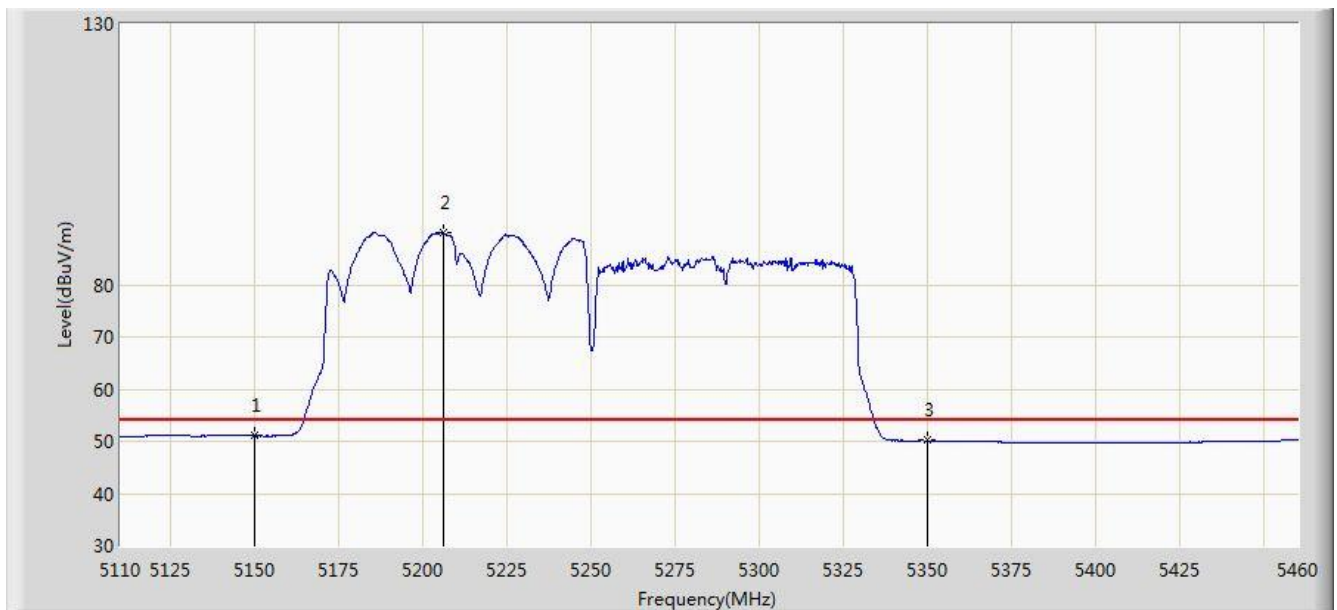


No	Flag	Mark	Frequency (MHz)	Measure Level (dBuV/m)	Reading Level (dBuV)	Margin (dB)	Limit (dBuV/m)	Factor (dB)	Type
1			5139.400	65.315	25.870	-8.685	74.000	39.446	PK
2			5150.000	63.967	24.526	-10.033	74.000	39.442	PK
3			5206.250	101.335	62.030	N/A	N/A	39.305	PK
4			5350.000	62.952	23.627	-11.048	74.000	39.324	PK
5			5354.825	64.756	25.419	-9.244	74.000	39.337	PK

Note: Measure Level (dB $\mu$ V/m) = Reading Level (dB $\mu$ V) + Factor (dB)

Factor (dB) = Cable Loss (dB) + Antenna Factor (dB/m)

Site: AC1	Time: 2017/03/23 - 20:23
Limit: FCC_Part15.209_RE(3m)	Engineer: Kevin Ker
Probe: BBHA9120D_1GHz_18GHz	Polarity: Vertical
EUT: Wi-Fi AP 4x4 OD small omni antenna US	Power: AC 120V/60Hz
Test Mode: Transmit by 802.11ac-VHT80+80 Modeat channel 5210MHz + 5290MHz Ant 0+1+2+3	

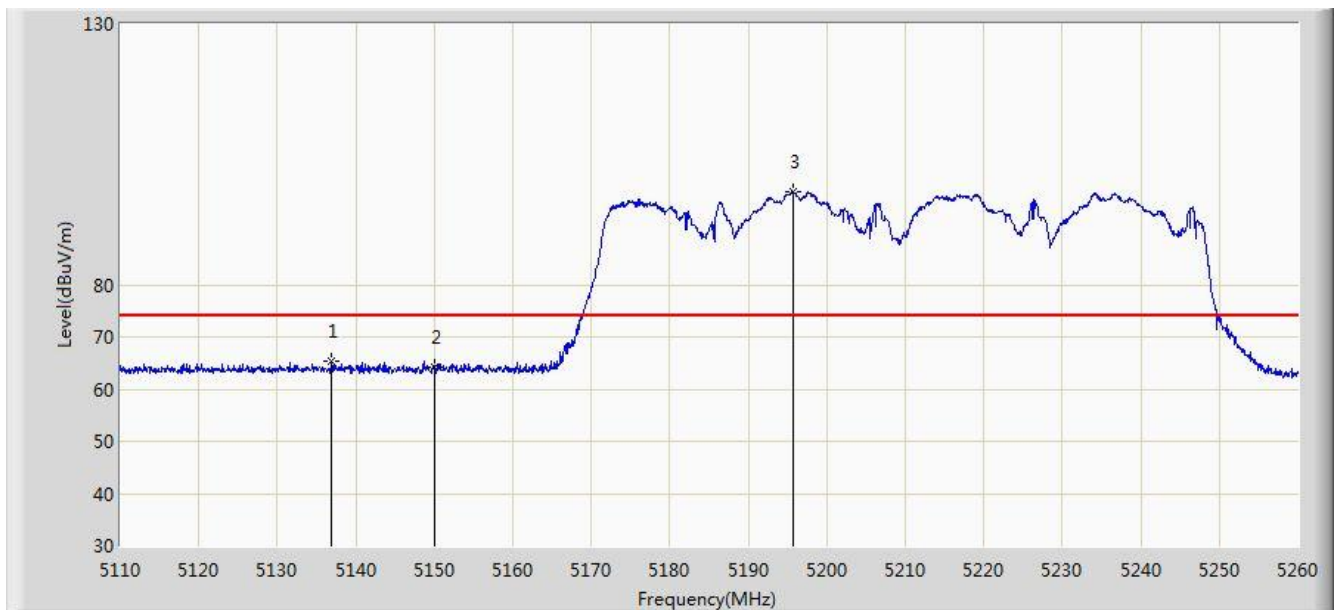


No	Flag	Mark	Frequency (MHz)	Measure Level (dBuV/m)	Reading Level (dBuV)	Margin (dB)	Limit (dBuV/m)	Factor (dB)	Type
1			5150.000	51.041	11.600	-2.959	54.000	39.442	AV
2			5206.075	89.903	50.598	N/A	N/A	39.305	AV
3			5350.000	50.152	10.827	-3.848	54.000	39.324	AV

Note: Measure Level (dB $\mu$ V/m) = Reading Level (dB $\mu$ V) + Factor (dB)

Factor (dB) = Cable Loss (dB) + Antenna Factor (dB/m)

Site: AC1	Time: 2017/03/23 - 20:29
Limit: FCC_Part15.209_RE(3m)	Engineer: Kevin Ker
Probe: BBHA9120D_1GHz_18GHz	Polarity: Horizontal
EUT: Wi-Fi AP 4x4 OD small omni antenna US	Power: AC 120V/60Hz
Test Mode: Transmit by 802.11ac-VHT80+80 Modeat channel 5210MHz + 5530MHz Ant 0+1+2+3	

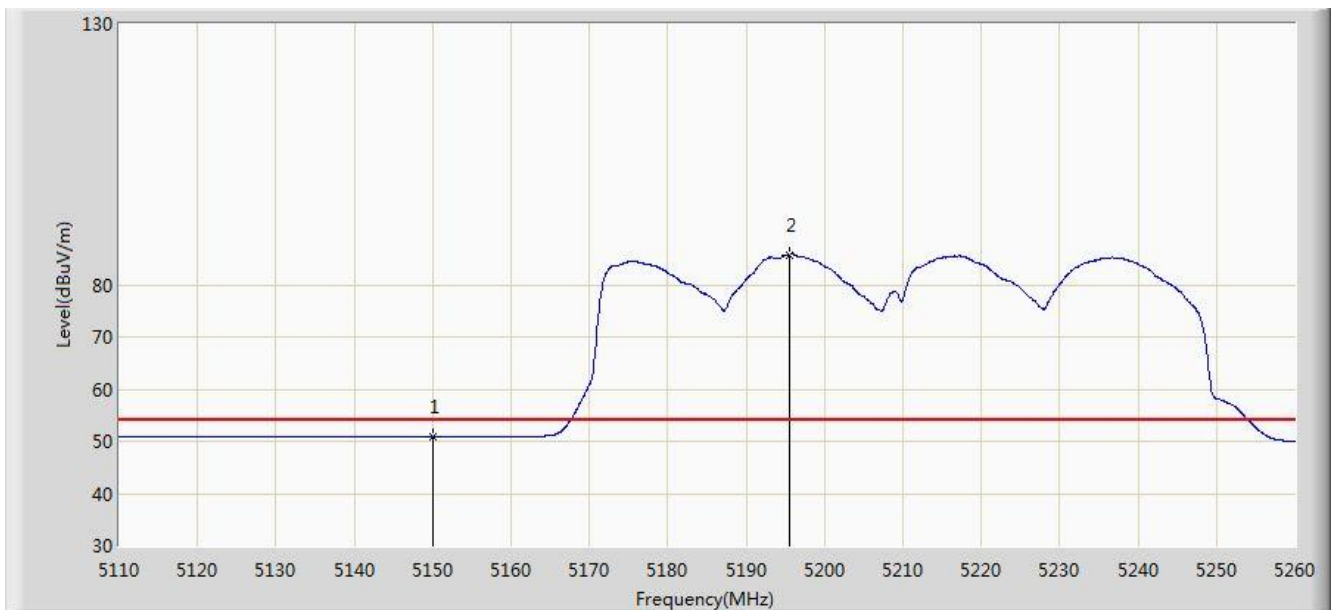


No	Flag	Mark	Frequency (MHz)	Measure Level (dBuV/m)	Reading Level (dBuV)	Margin (dB)	Limit (dBuV/m)	Factor (dB)	Type
1			5136.925	65.361	25.916	-8.639	74.000	39.445	PK
2			5150.000	64.164	24.723	-9.836	74.000	39.442	PK
3			5195.725	97.844	58.515	N/A	N/A	39.329	PK

Note: Measure Level (dB $\mu$ V/m) = Reading Level (dB $\mu$ V) + Factor (dB)

Factor (dB) = Cable Loss (dB) + Antenna Factor (dB/m)

Site: AC1	Time: 2017/03/23 - 20:31
Limit: FCC_Part15.209_RE(3m)	Engineer: Kevin Ker
Probe: BBHA9120D_1GHz_18GHz	Polarity: Horizontal
EUT: Wi-Fi AP 4x4 OD small omni antenna US	Power: AC 120V/60Hz
Test Mode: Transmit by 802.11ac-VHT80+80 Modeat channel 5210MHz + 5530MHz Ant 0+1+2+3	

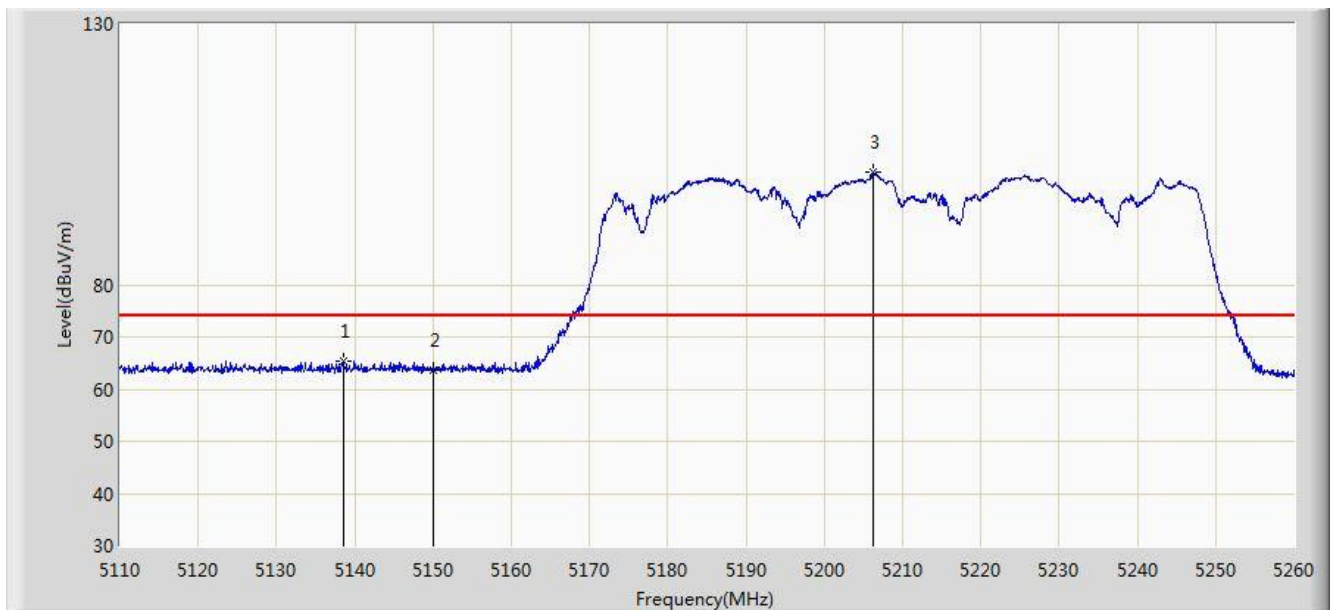


No	Flag	Mark	Frequency (MHz)	Measure Level (dBuV/m)	Reading Level (dBuV)	Margin (dB)	Limit (dBuV/m)	Factor (dB)	Type
1			5150.000	50.902	11.461	-3.098	54.000	39.442	AV
2			5195.575	85.777	46.448	N/A	N/A	39.330	AV

Note: Measure Level (dB $\mu$ V/m) = Reading Level (dB $\mu$ V) + Factor (dB)

Factor (dB) = Cable Loss (dB) + Antenna Factor (dB/m)

Site: AC1	Time: 2017/03/23 - 20:35
Limit: FCC_Part15.209_RE(3m)	Engineer: Kevin Ker
Probe: BBHA9120D_1GHz_18GHz	Polarity: Vertical
EUT: Wi-Fi AP 4x4 OD small omni antenna US	Power: AC 120V/60Hz
Test Mode: Transmit by 802.11ac-VHT80+80 Modeat channel 5210MHz + 5530MHz Ant 0+1+2+3	

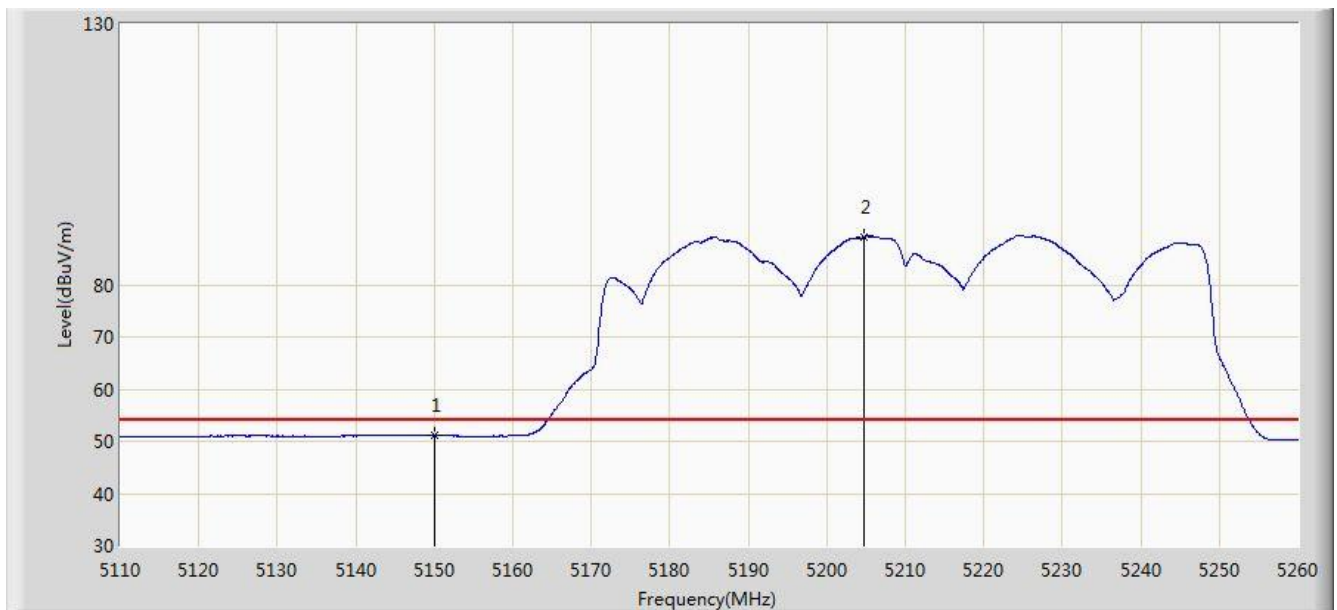


No	Flag	Mark	Frequency (MHz)	Measure Level (dBuV/m)	Reading Level (dBuV)	Margin (dB)	Limit (dBuV/m)	Factor (dB)	Type
1			5138.575	65.297	25.852	-8.703	74.000	39.445	PK
2			5150.000	63.693	24.252	-10.307	74.000	39.442	PK
3			5206.300	101.616	62.311	N/A	N/A	39.305	PK

Note: Measure Level (dB $\mu$ V/m) = Reading Level (dB $\mu$ V) + Factor (dB)

Factor (dB) = Cable Loss (dB) + Antenna Factor (dB/m)

Site: AC1	Time: 2017/03/23 - 20:37
Limit: FCC_Part15.209_RE(3m)	Engineer: Kevin Ker
Probe: BBHA9120D_1GHz_18GHz	Polarity: Vertical
EUT: Wi-Fi AP 4x4 OD small omni antenna US	Power: AC 120V/60Hz
Test Mode: Transmit by 802.11ac-VHT80+80 Modeat channel 5210MHz + 5530MHz Ant 0+1+2+3	

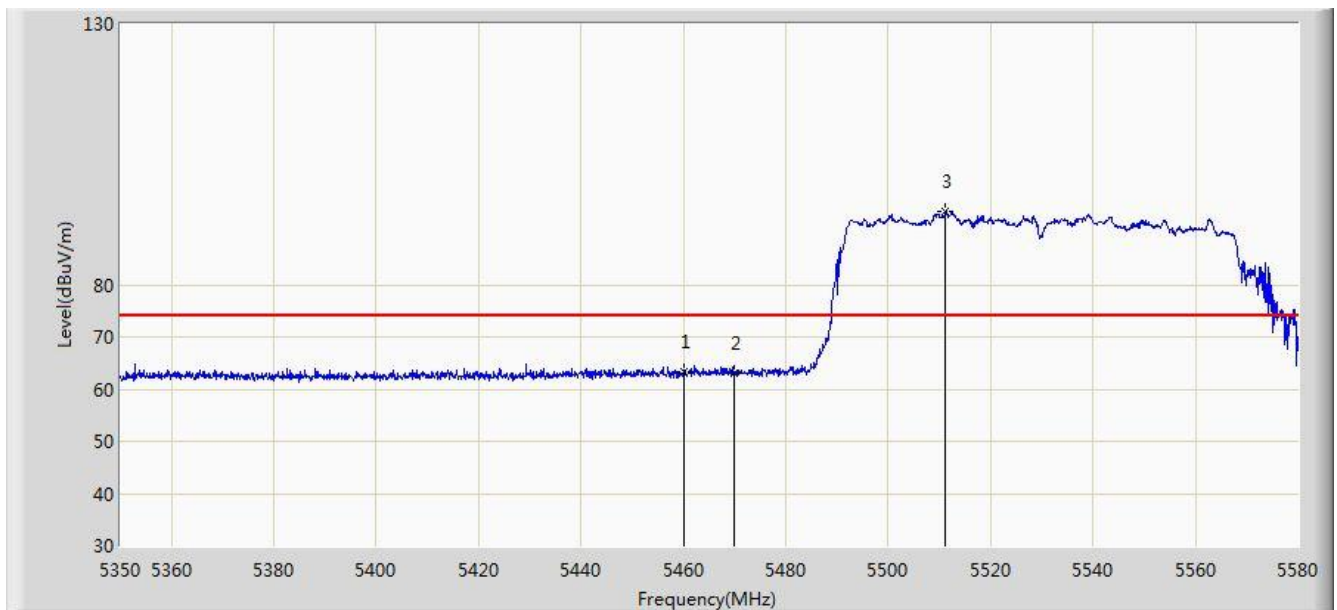


No	Flag	Mark	Frequency (MHz)	Measure Level (dBuV/m)	Reading Level (dBuV)	Margin (dB)	Limit (dBuV/m)	Factor (dB)	Type
1			5150.000	51.075	11.634	-2.925	54.000	39.442	AV
2			5204.800	89.227	49.919	N/A	N/A	39.308	AV

Note: Measure Level (dB $\mu$ V/m) = Reading Level (dB $\mu$ V) + Factor (dB)

Factor (dB) = Cable Loss (dB) + Antenna Factor (dB/m)

Site: AC1	Time: 2017/03/23 - 20:39
Limit: FCC_Part15.209_RE(3m)	Engineer: Kevin Ker
Probe: BBHA9120D_1GHz_18GHz	Polarity: Horizontal
EUT: Wi-Fi AP 4x4 OD small omni antenna US	Power: AC 120V/60Hz
Test Mode: Transmit by 802.11ac-VHT80+80 Modeat channel 5210MHz + 5530MHz Ant 0+1+2+3	

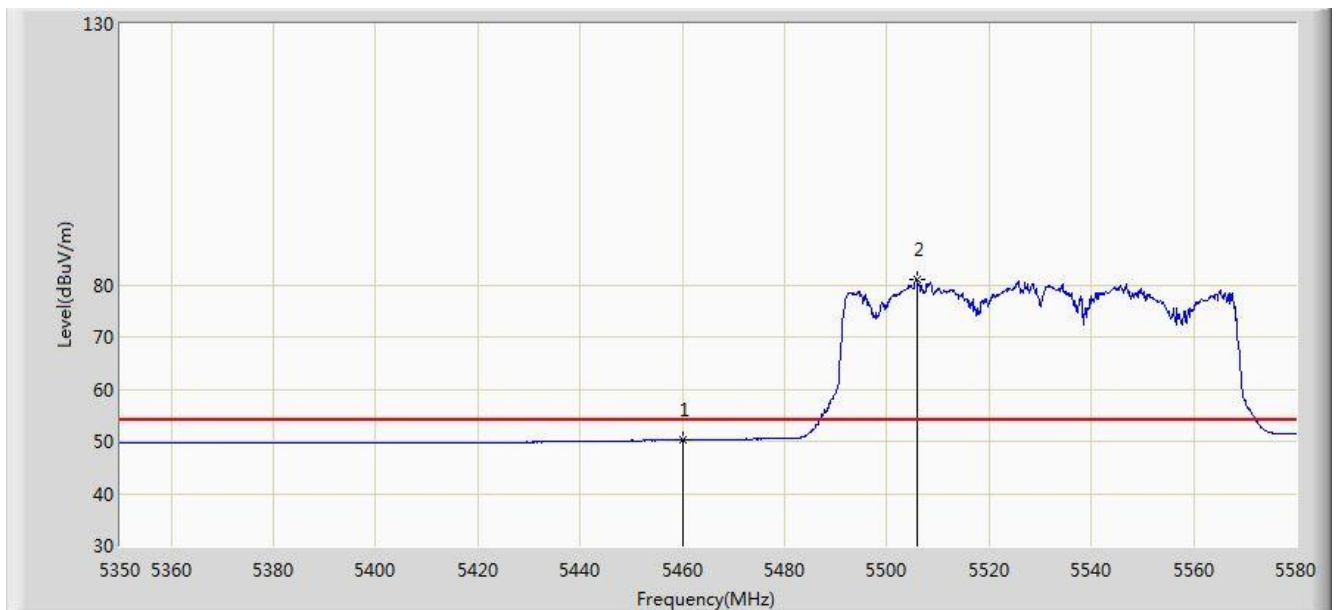


No	Flag	Mark	Frequency (MHz)	Measure Level (dBuV/m)	Reading Level (dBuV)	Margin (dB)	Limit (dBuV/m)	Factor (dB)	Type
1			5460.000	63.251	23.615	-10.749	74.000	39.636	PK
2			5470.000	63.025	23.371	-10.975	74.000	39.654	PK
3			5511.115	94.091	54.360	N/A	N/A	39.731	PK

Note: Measure Level (dB $\mu$ V/m) = Reading Level (dB $\mu$ V) + Factor (dB)

Factor (dB) = Cable Loss (dB) + Antenna Factor (dB/m)

Site: AC1	Time: 2017/03/23 - 20:41
Limit: FCC_Part15.209_RE(3m)	Engineer: Kevin Ker
Probe: BBHA9120D_1GHz_18GHz	Polarity: Horizontal
EUT: Wi-Fi AP 4x4 OD small omni antenna US	Power: AC 120V/60Hz
Test Mode: Transmit by 802.11ac-VHT80+80 Modeat channel 5210MHz + 5530MHz Ant 0+1+2+3	



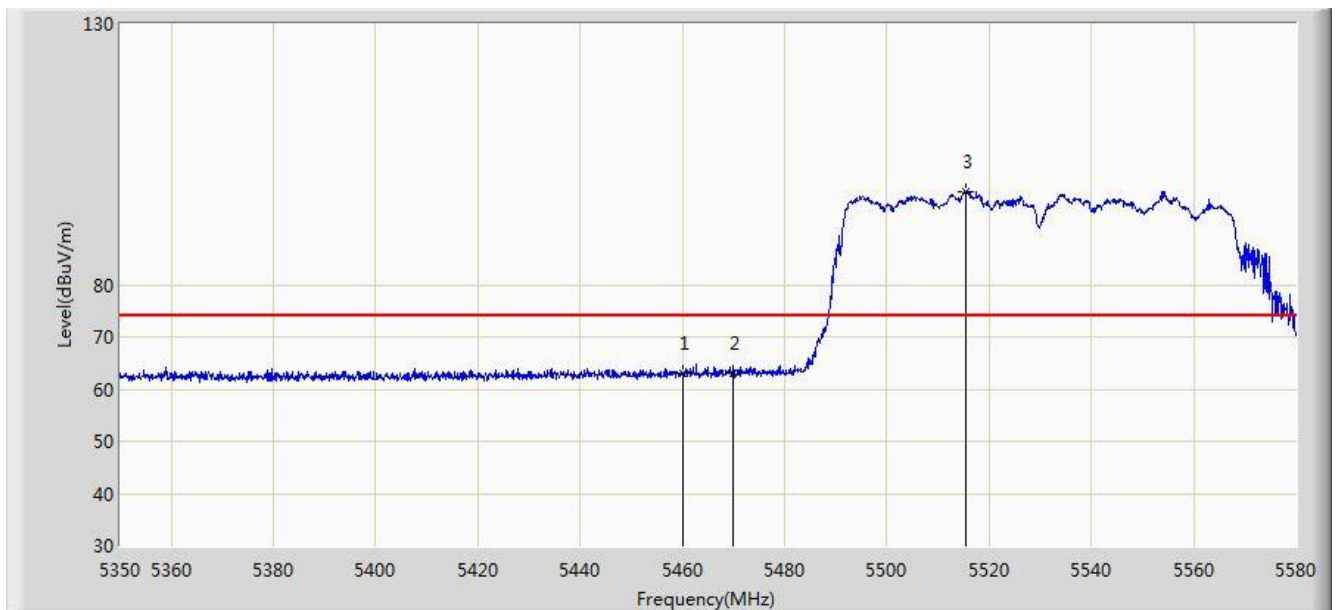
No	Flag	Mark	Frequency (MHz)	Measure Level (dBuV/m)	Reading Level (dBuV)	Margin (dB)	Limit (dBuV/m)	Factor (dB)	Type
1			5460.000	50.239	10.603	-3.761	54.000	39.636	AV
2			5505.825	80.910	41.189	N/A	N/A	39.721	AV

Note: Measure Level (dB $\mu$ V/m) = Reading Level (dB $\mu$ V) + Factor (dB)

Factor (dB) = Cable Loss (dB) + Antenna Factor (dB/m)



Site: AC1	Time: 2017/03/23 - 20:43
Limit: FCC_Part15.209_RE(3m)	Engineer: Kevin Ker
Probe: BBHA9120D_1GHz_18GHz	Polarity: Vertical
EUT: Wi-Fi AP 4x4 OD small omni antenna US	Power: AC 120V/60Hz
Test Mode: Transmit by 802.11ac-VHT80+80 Modeat channel 5210MHz + 5530MHz Ant 0+1+2+3	

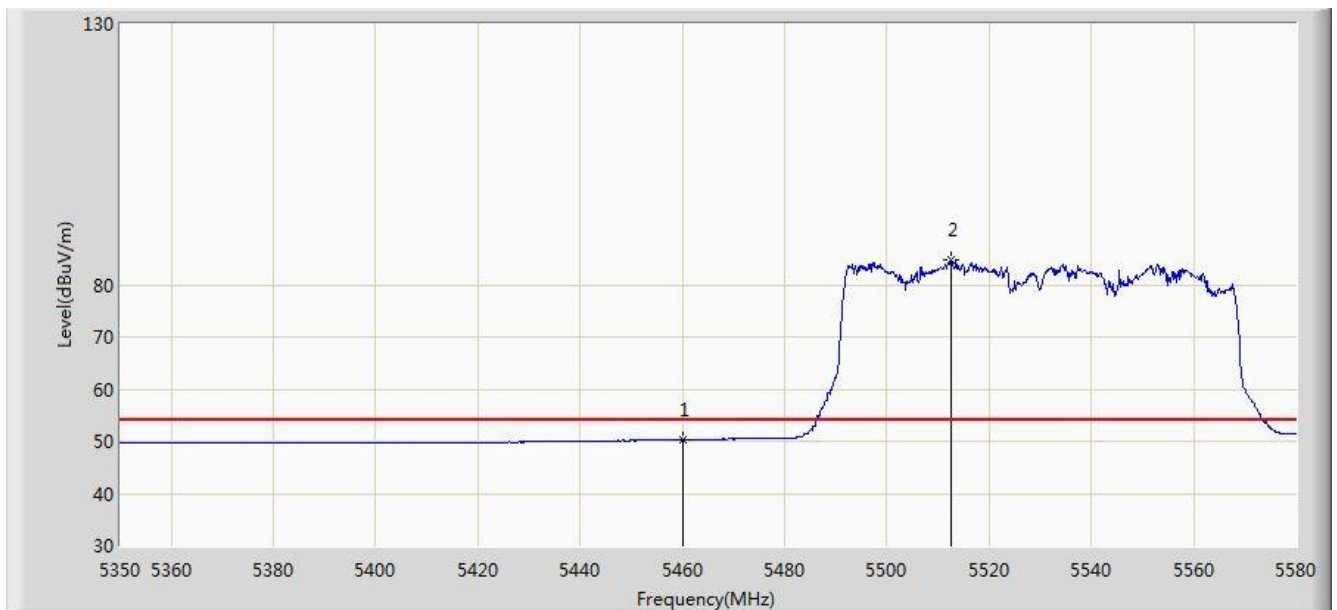


No	Flag	Mark	Frequency (MHz)	Measure Level (dBuV/m)	Reading Level (dBuV)	Margin (dB)	Limit (dBuV/m)	Factor (dB)	Type
1			5460.000	63.010	23.374	-10.990	74.000	39.636	PK
2			5470.000	62.990	23.336	-11.010	74.000	39.654	PK
3			5515.485	97.870	58.131	N/A	N/A	39.738	PK

Note: Measure Level (dB $\mu$ V/m) = Reading Level (dB $\mu$ V) + Factor (dB)

Factor (dB) = Cable Loss (dB) + Antenna Factor (dB/m)

Site: AC1	Time: 2017/03/23 - 20:44
Limit: FCC_Part15.209_RE(3m)	Engineer: Kevin Ker
Probe: BBHA9120D_1GHz_18GHz	Polarity: Vertical
EUT: Wi-Fi AP 4x4 OD small omni antenna US	Power: AC 120V/60Hz
Test Mode: Transmit by 802.11ac-VHT80+80 Modeat channel 5210MHz + 5530MHz Ant 0+1+2+3	

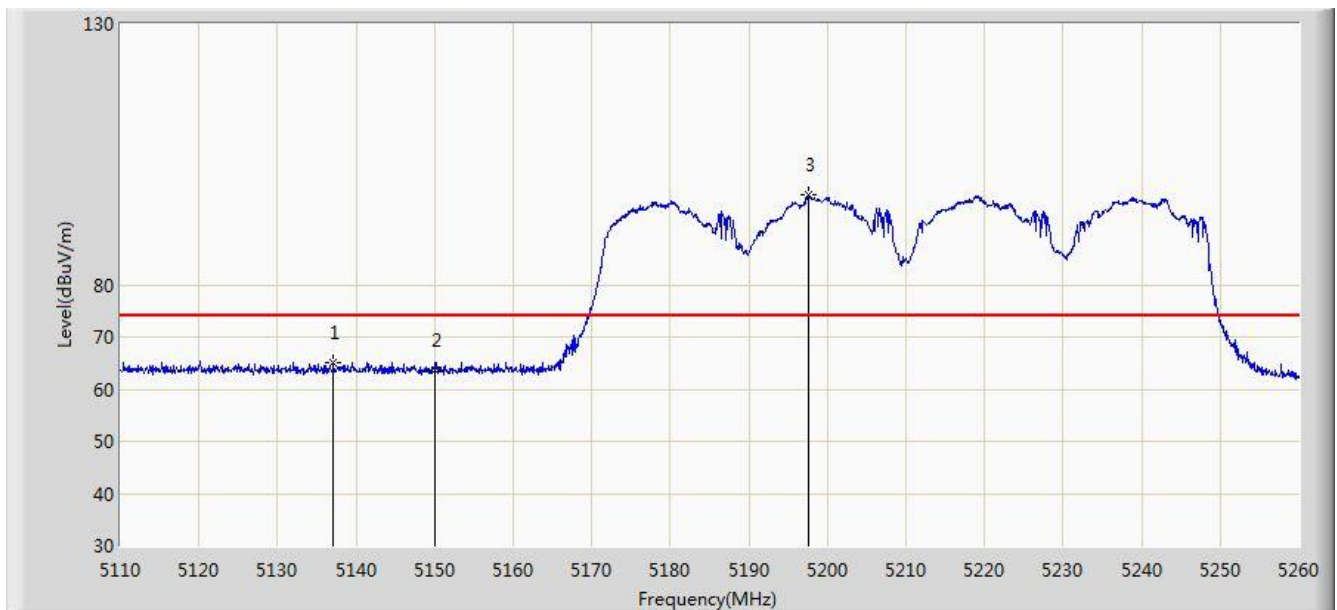


No	Flag	Mark	Frequency (MHz)	Measure Level (dBuV/m)	Reading Level (dBuV)	Margin (dB)	Limit (dBuV/m)	Factor (dB)	Type
1			5460.000	50.275	10.639	-3.725	54.000	39.636	AV
2			5512.610	84.742	45.009	N/A	N/A	39.734	AV

Note: Measure Level (dB $\mu$ V/m) = Reading Level (dB $\mu$ V) + Factor (dB)

Factor (dB) = Cable Loss (dB) + Antenna Factor (dB/m)

Site: AC1	Time: 2017/03/23 - 20:46
Limit: FCC_Part15.209_RE(3m)	Engineer: Kevin Ker
Probe: BBHA9120D_1GHz_18GHz	Polarity: Horizontal
EUT: Wi-Fi AP 4x4 OD small omni antenna US	Power: AC 120V/60Hz
Test Mode: Transmit by 802.11ac-VHT80+80 Modeat channel 5210MHz + 5610MHz Ant 0+1+2+3	

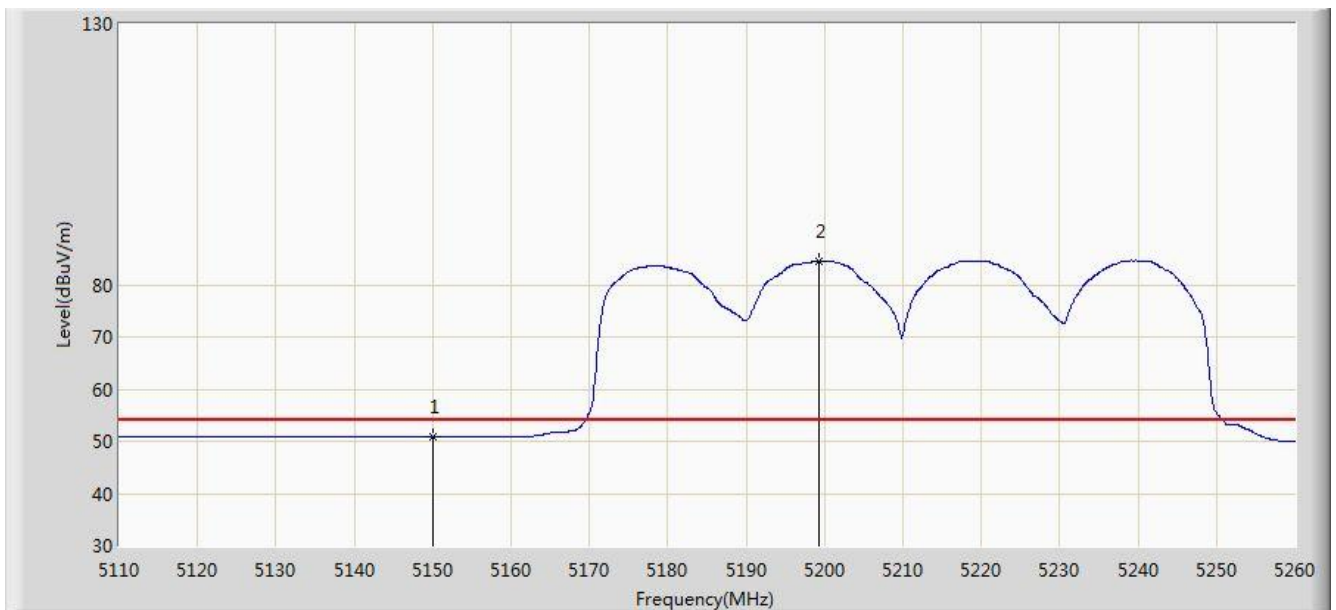


No	Flag	Mark	Frequency (MHz)	Measure Level (dBuV/m)	Reading Level (dBuV)	Margin (dB)	Limit (dBuV/m)	Factor (dB)	Type
1			5137.150	65.108	25.663	-8.892	74.000	39.445	PK
2			5150.000	63.482	24.041	-10.518	74.000	39.442	PK
3			5197.525	97.131	57.807	N/A	N/A	39.324	PK

Note: Measure Level (dB $\mu$ V/m) = Reading Level (dB $\mu$ V) + Factor (dB)

Factor (dB) = Cable Loss (dB) + Antenna Factor (dB/m)

Site: AC1	Time: 2017/03/23 - 20:49
Limit: FCC_Part15.209_RE(3m)	Engineer: Kevin Ker
Probe: BBHA9120D_1GHz_18GHz	Polarity: Horizontal
EUT: Wi-Fi AP 4x4 OD small omni antenna US	Power: AC 120V/60Hz
Test Mode: Transmit by 802.11ac-VHT80+80 Modeat channel 5210MHz + 5610MHz Ant 0+1+2+3	

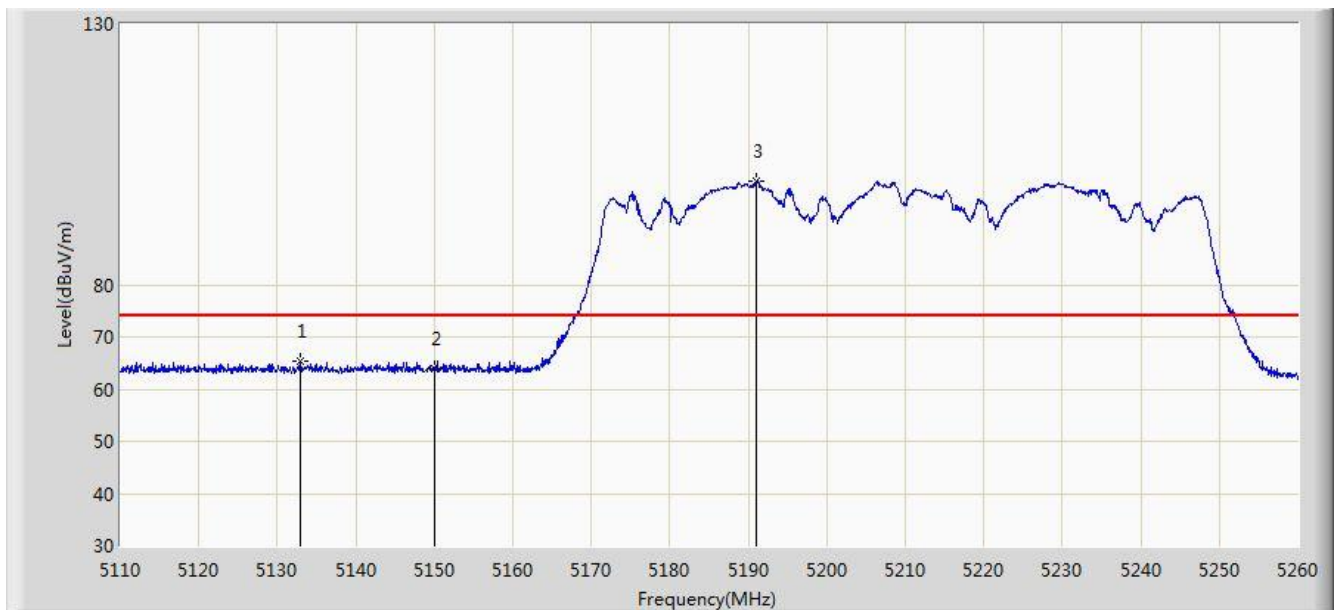


No	Flag	Mark	Frequency (MHz)	Measure Level (dBuV/m)	Reading Level (dBuV)	Margin (dB)	Limit (dBuV/m)	Factor (dB)	Type
1			5150.000	50.898	11.457	-3.102	54.000	39.442	AV
2			5199.250	84.588	45.268	N/A	N/A	39.320	AV

Note: Measure Level (dB $\mu$ V/m) = Reading Level (dB $\mu$ V) + Factor (dB)

Factor (dB) = Cable Loss (dB) + Antenna Factor (dB/m)

Site: AC1	Time: 2017/03/23 - 20:51
Limit: FCC_Part15.209_RE(3m)	Engineer: Kevin Ker
Probe: BBHA9120D_1GHz_18GHz	Polarity: Vertical
EUT: Wi-Fi AP 4x4 OD small omni antenna US	Power: AC 120V/60Hz
Test Mode: Transmit by 802.11ac-VHT80+80 Modeat channel 5210MHz + 5610MHz Ant 0+1+2+3	

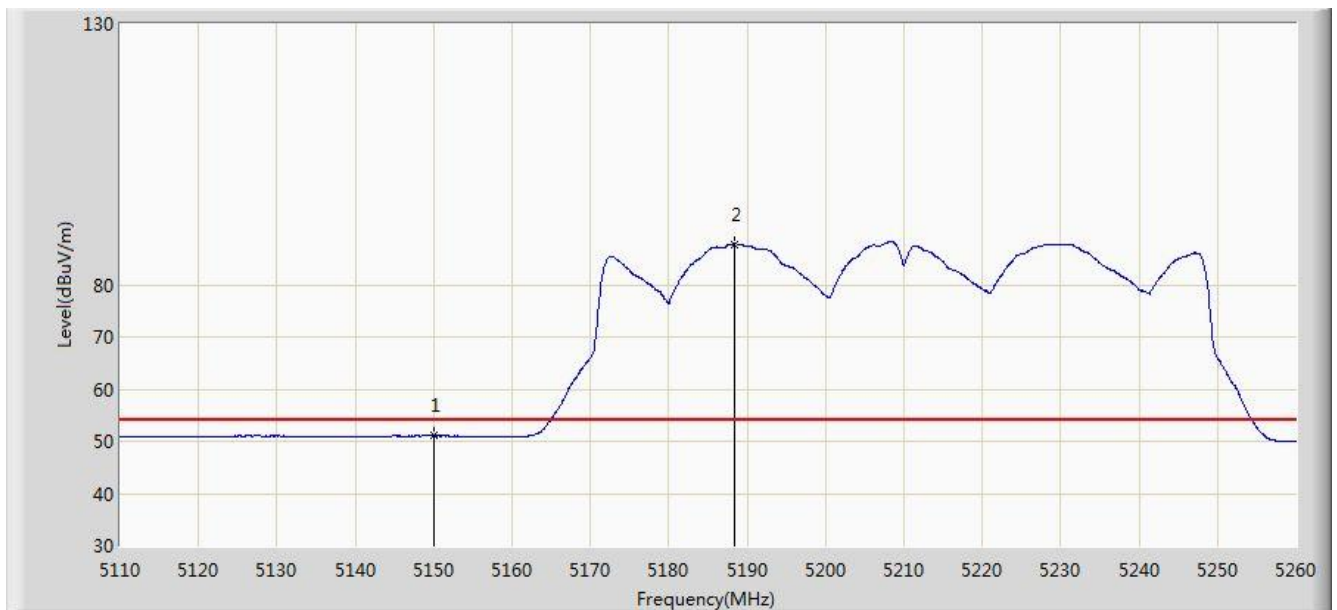


No	Flag	Mark	Frequency (MHz)	Measure Level (dBuV/m)	Reading Level (dBuV)	Margin (dB)	Limit (dBuV/m)	Factor (dB)	Type
1			5132.875	65.305	25.860	-8.695	74.000	39.445	PK
2			5150.000	63.907	24.466	-10.093	74.000	39.442	PK
3			5191.075	99.762	60.421	N/A	N/A	39.341	PK

Note: Measure Level (dB $\mu$ V/m) = Reading Level (dB $\mu$ V) + Factor (dB)

Factor (dB) = Cable Loss (dB) + Antenna Factor (dB/m)

Site: AC1	Time: 2017/03/23 - 20:53
Limit: FCC_Part15.209_RE(3m)	Engineer: Kevin Ker
Probe: BBHA9120D_1GHz_18GHz	Polarity: Vertical
EUT: Wi-Fi AP 4x4 OD small omni antenna US	Power: AC 120V/60Hz
Test Mode: Transmit by 802.11ac-VHT80+80 Modeat channel 5210MHz + 5610MHz Ant 0+1+2+3	

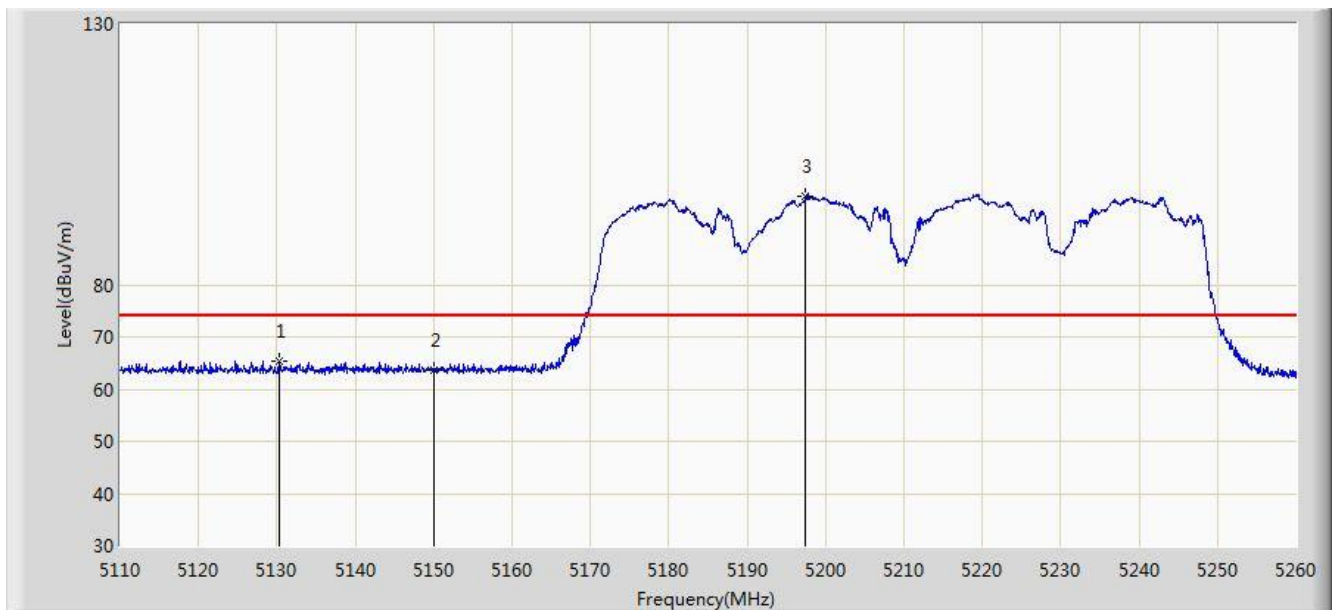


No	Flag	Mark	Frequency (MHz)	Measure Level (dBuV/m)	Reading Level (dBuV)	Margin (dB)	Limit (dBuV/m)	Factor (dB)	Type
1			5150.000	51.024	11.583	-2.976	54.000	39.442	AV
2			5188.300	87.825	48.477	N/A	N/A	39.349	AV

Note: Measure Level (dB $\mu$ V/m) = Reading Level (dB $\mu$ V) + Factor (dB)

Factor (dB) = Cable Loss (dB) + Antenna Factor (dB/m)

Site: AC1	Time: 2017/03/23 - 20:56
Limit: FCC_Part15.209_RE(3m)	Engineer: Kevin Ker
Probe: BBHA9120D_1GHz_18GHz	Polarity: Horizontal
EUT: Wi-Fi AP 4x4 OD small omni antenna US	Power: AC 120V/60Hz
Test Mode: Transmit by 802.11ac-VHT80+80 Modeat channel 5210MHz + 5690MHz Ant 0+1+2+3	

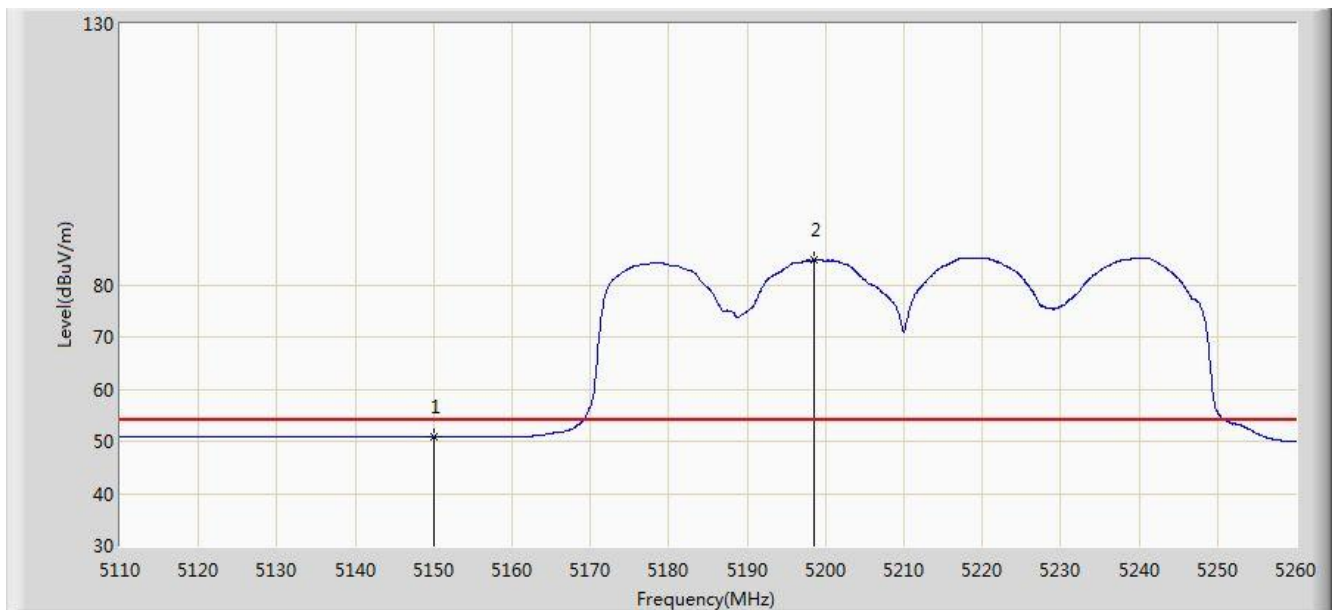


No	Flag	Mark	Frequency (MHz)	Measure Level (dBuV/m)	Reading Level (dBuV)	Margin (dB)	Limit (dBuV/m)	Factor (dB)	Type
1			5130.325	65.473	26.028	-8.527	74.000	39.445	PK
2			5150.000	63.673	24.232	-10.327	74.000	39.442	PK
3			5197.450	96.991	57.667	N/A	N/A	39.324	PK

Note: Measure Level (dB $\mu$ V/m) = Reading Level (dB $\mu$ V) + Factor (dB)

Factor (dB) = Cable Loss (dB) + Antenna Factor (dB/m)

Site: AC1	Time: 2017/03/23 - 20:58
Limit: FCC_Part15.209_RE(3m)	Engineer: Kevin Ker
Probe: BBHA9120D_1GHz_18GHz	Polarity: Horizontal
EUT: Wi-Fi AP 4x4 OD small omni antenna US	Power: AC 120V/60Hz
Test Mode: Transmit by 802.11ac-VHT80+80 Modeat channel 5210MHz + 5690MHz Ant 0+1+2+3	



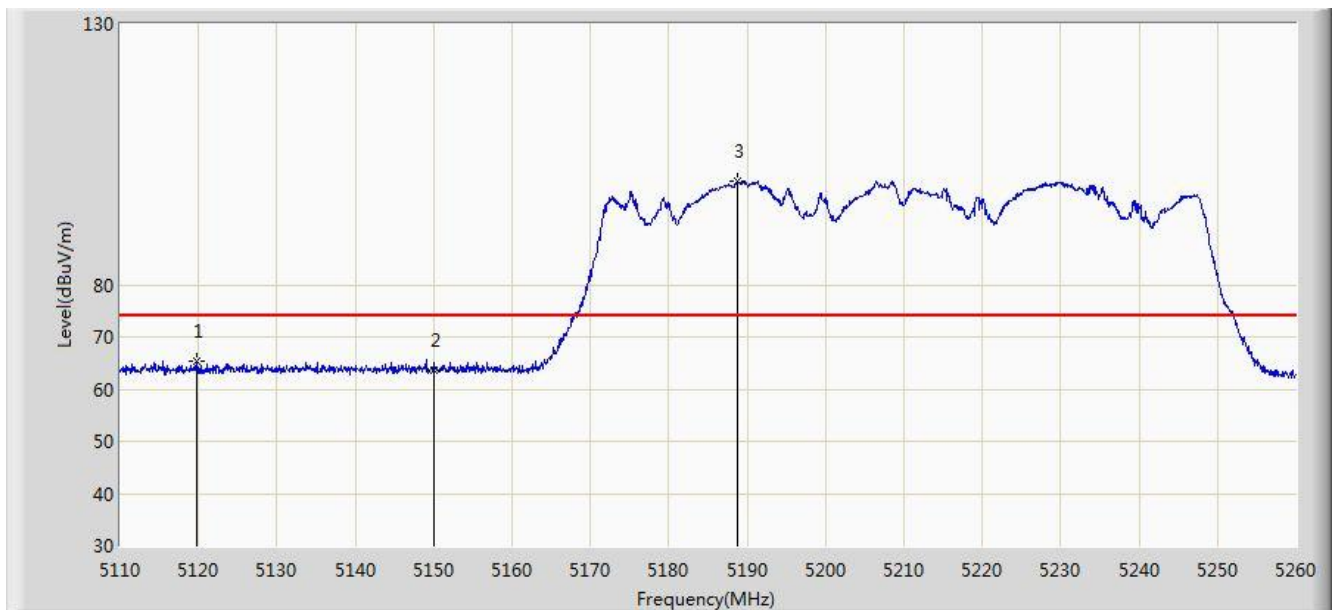
No	Flag	Mark	Frequency (MHz)	Measure Level (dBuV/m)	Reading Level (dBuV)	Margin (dB)	Limit (dBuV/m)	Factor (dB)	Type
1			5150.000	50.871	11.430	-3.129	54.000	39.442	AV
2			5198.575	84.721	45.399	N/A	N/A	39.321	AV

Note: Measure Level (dBμV/m) = Reading Level (dBμV) + Factor (dB)

Factor (dB) = Cable Loss (dB) + Antenna Factor (dB/m)



Site: AC1	Time: 2017/03/23 - 21:11
Limit: FCC_Part15.209_RE(3m)	Engineer: Kevin Ker
Probe: BBHA9120D_1GHz_18GHz	Polarity: Vertical
EUT: Wi-Fi AP 4x4 OD small omni antenna US	Power: AC 120V/60Hz
Test Mode: Transmit by 802.11ac-VHT80+80 Modeat channel 5210MHz + 5690MHz Ant 0+1+2+3	

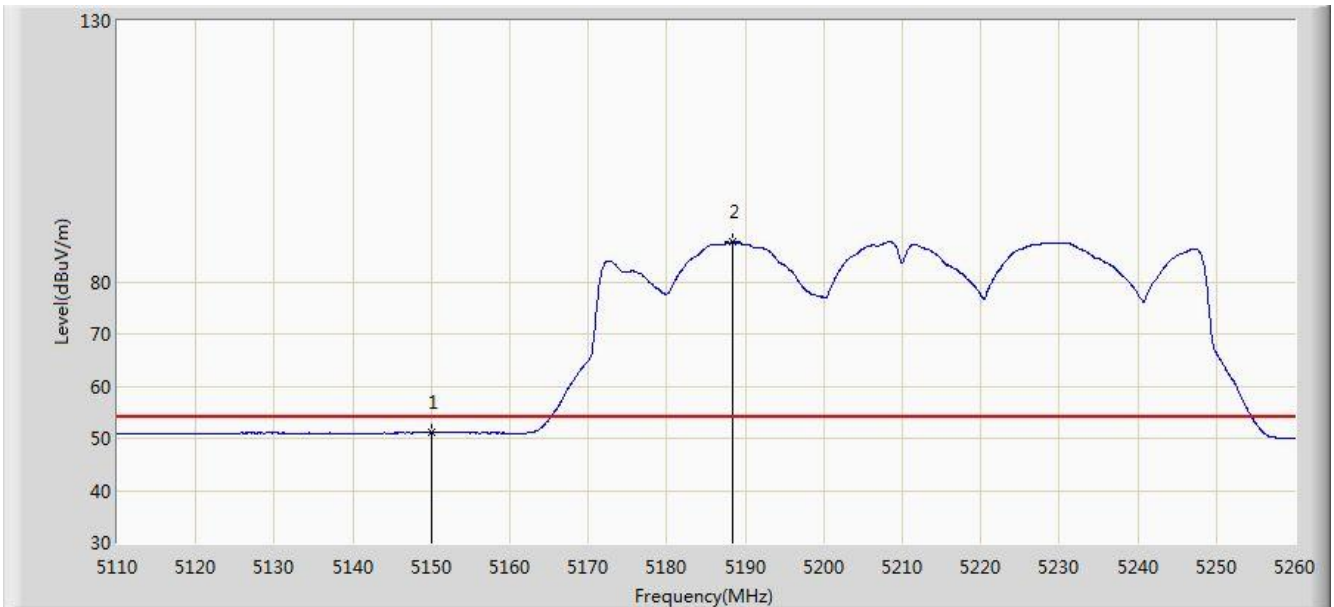


No	Flag	Mark	Frequency (MHz)	Measure Level (dBuV/m)	Reading Level (dBuV)	Margin (dB)	Limit (dBuV/m)	Factor (dB)	Type
1			5119.750	65.291	25.846	-8.709	74.000	39.444	PK
2			5150.000	63.643	24.202	-10.357	74.000	39.442	PK
3			5188.675	99.741	60.394	N/A	N/A	39.347	PK

Note: Measure Level (dB $\mu$ V/m) = Reading Level (dB $\mu$ V) + Factor (dB)

Factor (dB) = Cable Loss (dB) + Antenna Factor (dB/m)

Site: AC1	Time: 2017/03/23 - 21:13
Limit: FCC_Part15.209_RE(3m)	Engineer: Kevin Ker
Probe: BBHA9120D_1GHz_18GHz	Polarity: Vertical
EUT: Wi-Fi AP 4x4 OD small omni antenna US	Power: AC 120V/60Hz
Test Mode: Transmit by 802.11ac-VHT80+80 Modeat channel 5210MHz + 5690MHz Ant 0+1+2+3	

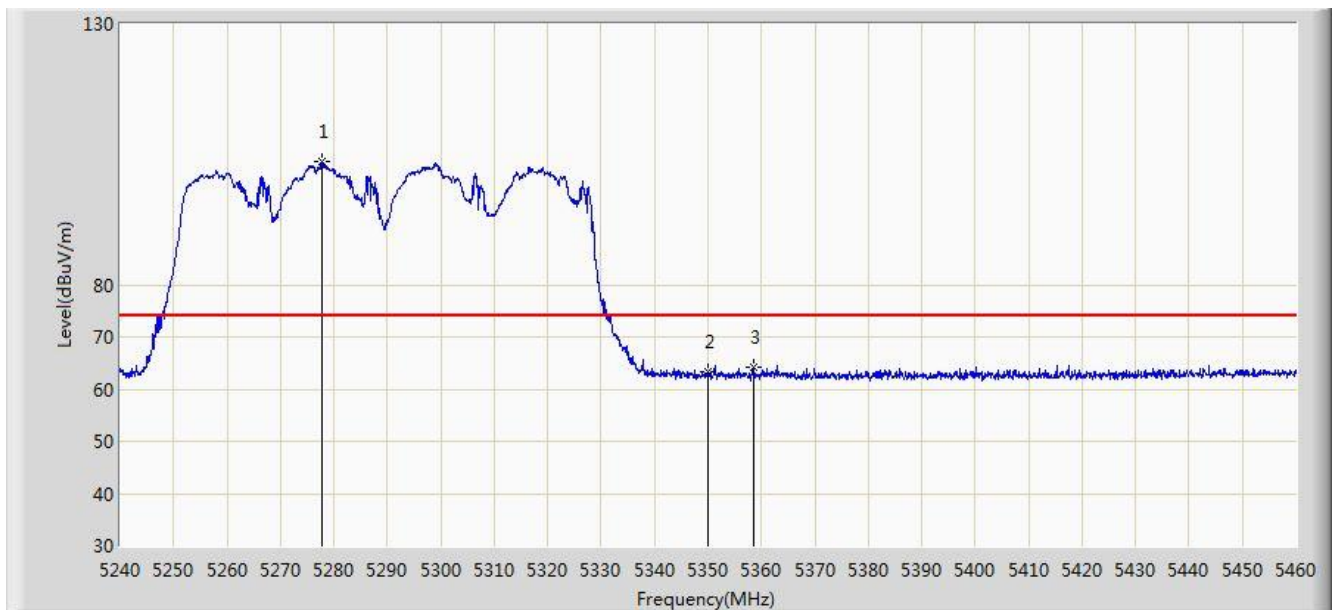


No	Flag	Mark	Frequency (MHz)	Measure Level (dBuV/m)	Reading Level (dBuV)	Margin (dB)	Limit (dBuV/m)	Factor (dB)	Type
1			5150.000	51.033	11.592	-2.967	54.000	39.442	AV
2			5188.450	87.610	48.262	N/A	N/A	39.348	AV

Note: Measure Level (dB $\mu$ V/m) = Reading Level (dB $\mu$ V) + Factor (dB)

Factor (dB) = Cable Loss (dB) + Antenna Factor (dB/m)

Site: AC1	Time: 2017/03/23 - 21:29
Limit: FCC_Part15.209_RE(3m)	Engineer: Kevin Ker
Probe: BBHA9120D_1GHz_18GHz	Polarity: Horizontal
EUT: Wi-Fi AP 4x4 OD small omni antenna US	Power: AC 120V/60Hz
Test Mode: Transmit by 802.11ac-VHT80+80 Modeat channel 5290MHz + 5530MHz Ant 0+1+2+3	

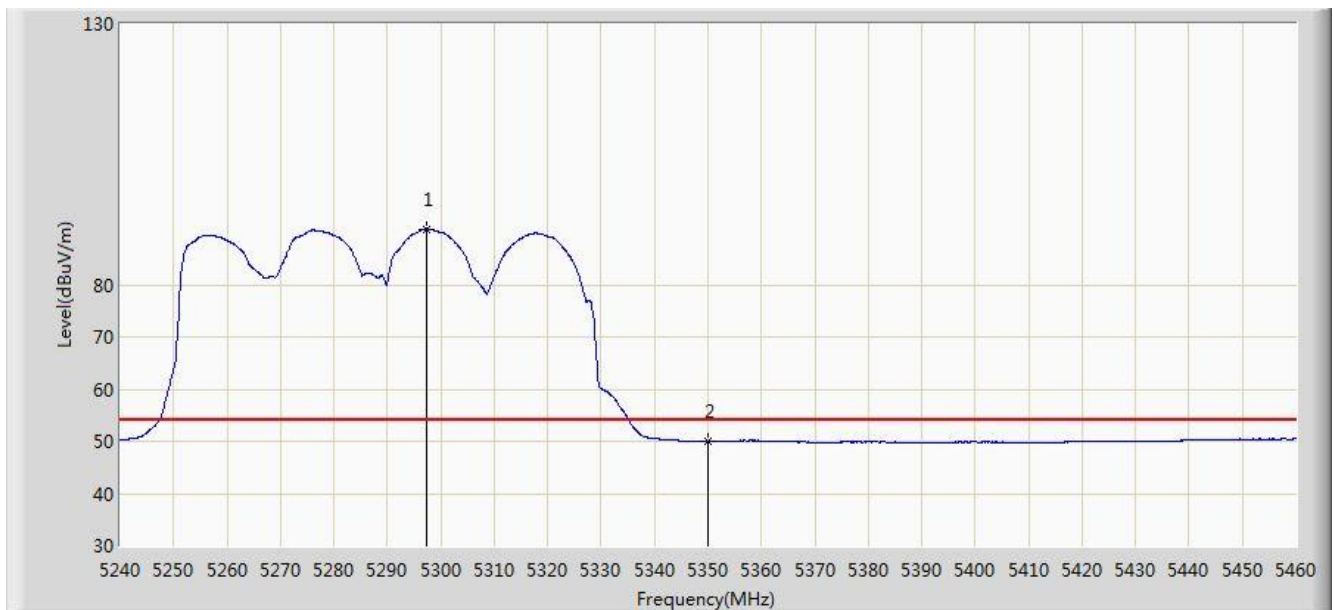


No	Flag	Mark	Frequency (MHz)	Measure Level (dBuV/m)	Reading Level (dBuV)	Margin (dB)	Limit (dBuV/m)	Factor (dB)	Type
1			5277.730	103.686	64.486	N/A	N/A	39.200	PK
2			5350.000	63.423	24.098	-10.577	74.000	39.324	PK
3			5358.470	64.128	24.781	-9.872	74.000	39.346	PK

Note: Measure Level (dB $\mu$ V/m) = Reading Level (dB $\mu$ V) + Factor (dB)

Factor (dB) = Cable Loss (dB) + Antenna Factor (dB/m)

Site: AC1	Time: 2017/03/23 - 21:31
Limit: FCC_Part15.209_RE(3m)	Engineer: Kevin Ker
Probe: BBHA9120D_1GHz_18GHz	Polarity: Horizontal
EUT: Wi-Fi AP 4x4 OD small omni antenna US	Power: AC 120V/60Hz
Test Mode: Transmit by 802.11ac-VHT80+80 Modeat channel 5290MHz + 5530MHz Ant 0+1+2+3	

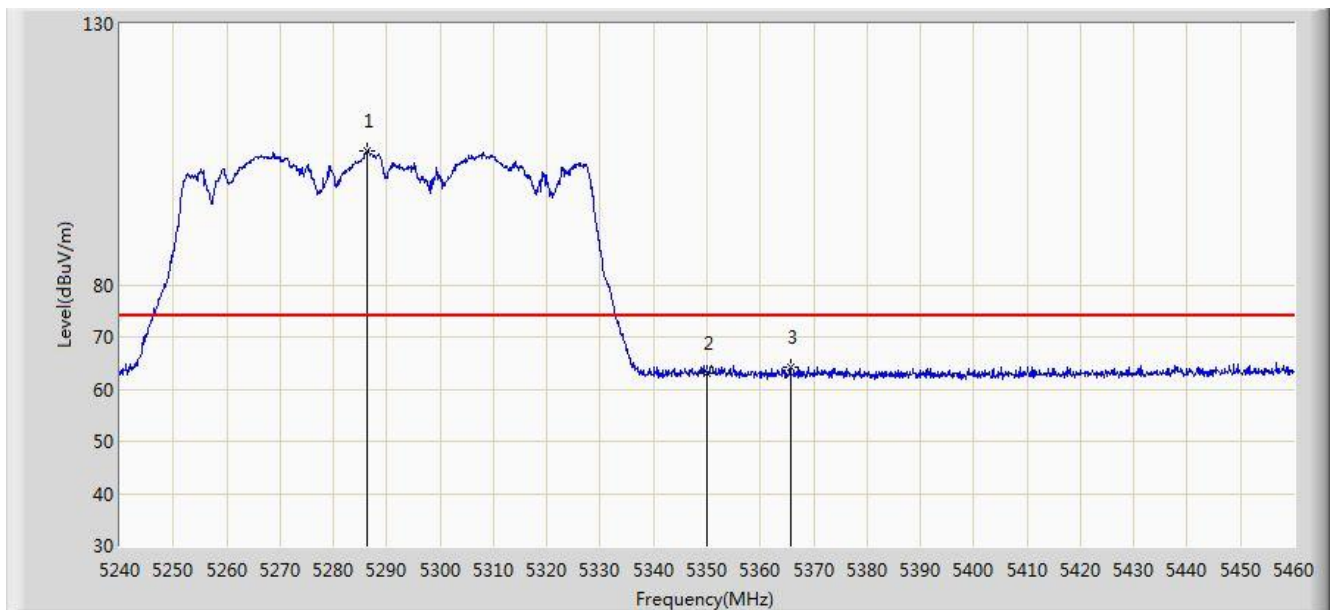


No	Flag	Mark	Frequency (MHz)	Measure Level (dBuV/m)	Reading Level (dBuV)	Margin (dB)	Limit (dBuV/m)	Factor (dB)	Type
1			5297.310	90.721	51.526	N/A	N/A	39.195	AV
2			5350.000	49.904	10.579	-4.096	54.000	39.324	AV

Note: Measure Level (dB $\mu$ V/m) = Reading Level (dB $\mu$ V) + Factor (dB)

Factor (dB) = Cable Loss (dB) + Antenna Factor (dB/m)

Site: AC1	Time: 2017/03/23 - 21:34
Limit: FCC_Part15.209_RE(3m)	Engineer: Kevin Ker
Probe: BBHA9120D_1GHz_18GHz	Polarity: Vertical
EUT: Wi-Fi AP 4x4 OD small omni antenna US	Power: AC 120V/60Hz
Test Mode: Transmit by 802.11ac-VHT80+80 Modeat channel 5290MHz + 5530MHz Ant 0+1+2+3	

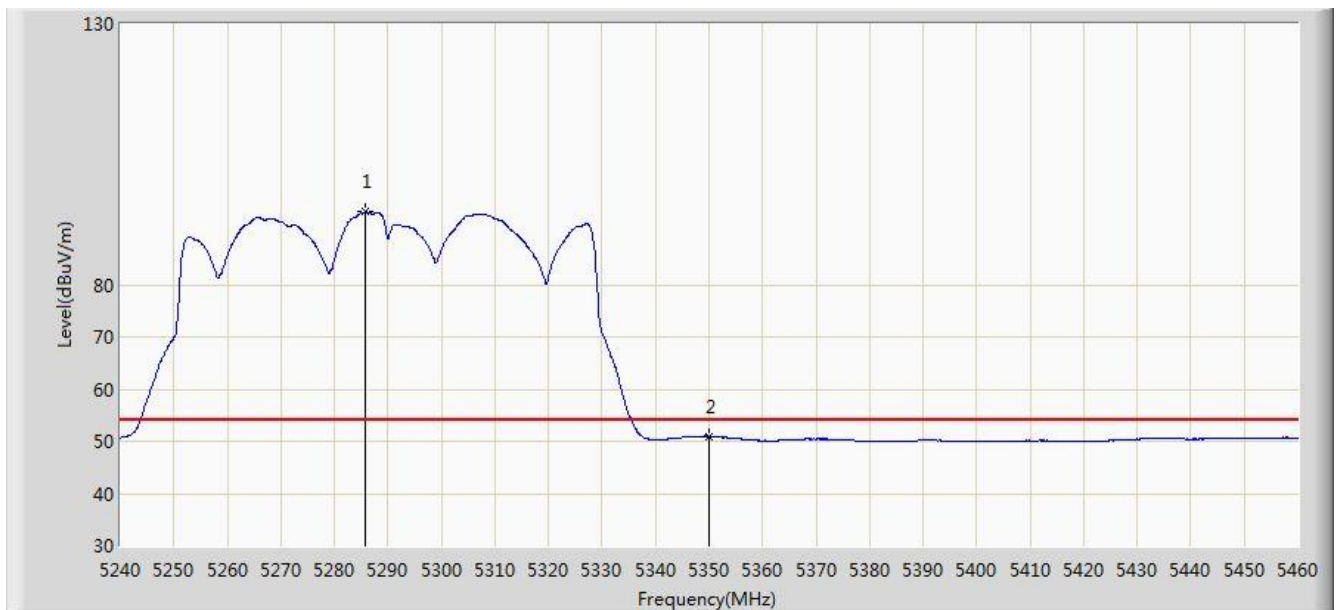


No	Flag	Mark	Frequency (MHz)	Measure Level (dBuV/m)	Reading Level (dBuV)	Margin (dB)	Limit (dBuV/m)	Factor (dB)	Type
1			5286.200	105.700	66.503	N/A	N/A	39.197	PK
2			5350.000	63.010	23.685	-10.990	74.000	39.324	PK
3			5365.620	64.286	24.921	-9.714	74.000	39.365	PK

Note: Measure Level (dB $\mu$ V/m) = Reading Level (dB $\mu$ V) + Factor (dB)

Factor (dB) = Cable Loss (dB) + Antenna Factor (dB/m)

Site: AC1	Time: 2017/03/23 - 21:35
Limit: FCC_Part15.209_RE(3m)	Engineer: Kevin Ker
Probe: BBHA9120D_1GHz_18GHz	Polarity: Vertical
EUT: Wi-Fi AP 4x4 OD small omni antenna US	Power: AC 120V/60Hz
Test Mode: Transmit by 802.11ac-VHT80+80 Modeat channel 5290MHz + 5530MHz Ant 0+1+2+3	

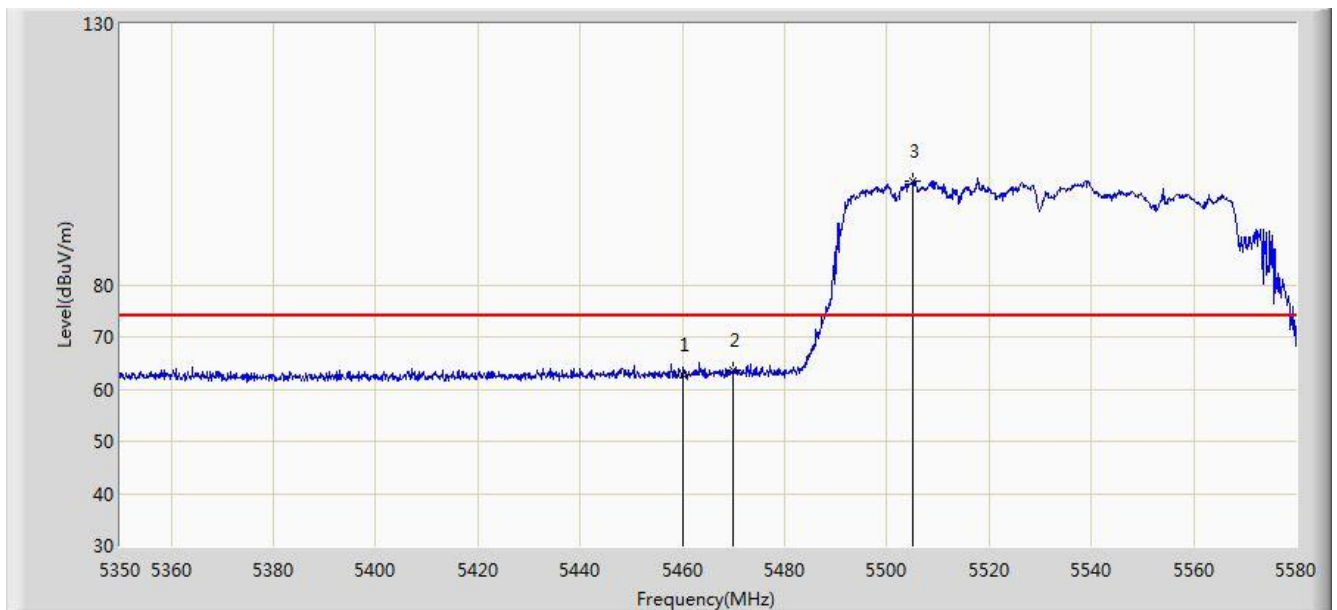


No	Flag	Mark	Frequency (MHz)	Measure Level (dBuV/m)	Reading Level (dBuV)	Margin (dB)	Limit (dBuV/m)	Factor (dB)	Type
1			5285.760	93.960	54.763	N/A	N/A	39.197	AV
2			5350.000	50.930	11.605	-3.070	54.000	39.324	AV

Note: Measure Level (dB $\mu$ V/m) = Reading Level (dB $\mu$ V) + Factor (dB)

Factor (dB) = Cable Loss (dB) + Antenna Factor (dB/m)

Site: AC1	Time: 2017/03/23 - 21:39
Limit: FCC_Part15.209_RE(3m)	Engineer: Kevin Ker
Probe: BBHA9120D_1GHz_18GHz	Polarity: Horizontal
EUT: Wi-Fi AP 4x4 OD small omni antenna US	Power: AC 120V/60Hz
Test Mode: Transmit by 802.11ac-VHT80+80 Modeat channel 5290MHz + 5530MHz Ant 0+1+2+3	

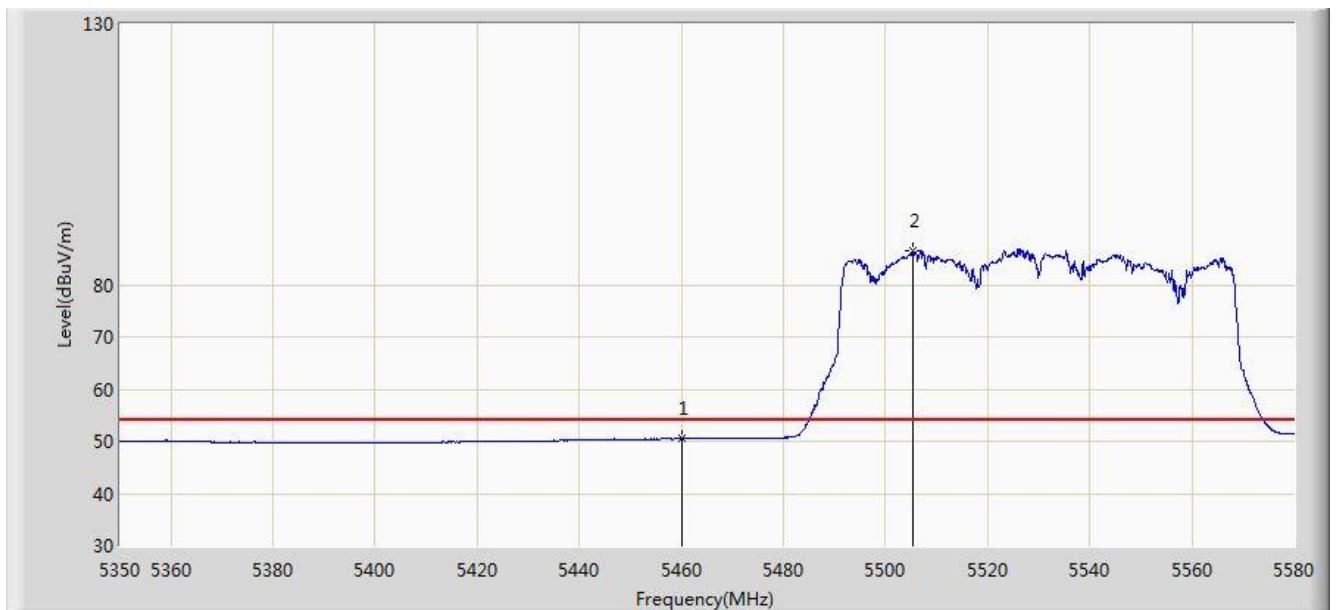


No	Flag	Mark	Frequency (MHz)	Measure Level (dBuV/m)	Reading Level (dBuV)	Margin (dB)	Limit (dBuV/m)	Factor (dB)	Type
1			5460.000	62.738	23.102	-11.262	74.000	39.636	PK
2			5470.000	63.520	23.866	-10.480	74.000	39.654	PK
3			5505.135	99.822	60.102	N/A	N/A	39.720	PK

Note: Measure Level (dB $\mu$ V/m) = Reading Level (dB $\mu$ V) + Factor (dB)

Factor (dB) = Cable Loss (dB) + Antenna Factor (dB/m)

Site: AC1	Time: 2017/03/23 - 21:40
Limit: FCC_Part15.209_RE(3m)	Engineer: Kevin Ker
Probe: BBHA9120D_1GHz_18GHz	Polarity: Horizontal
EUT: Wi-Fi AP 4x4 OD small omni antenna US	Power: AC 120V/60Hz
Test Mode: Transmit by 802.11ac-VHT80+80 Modeat channel 5290MHz + 5530MHz Ant 0+1+2+3	



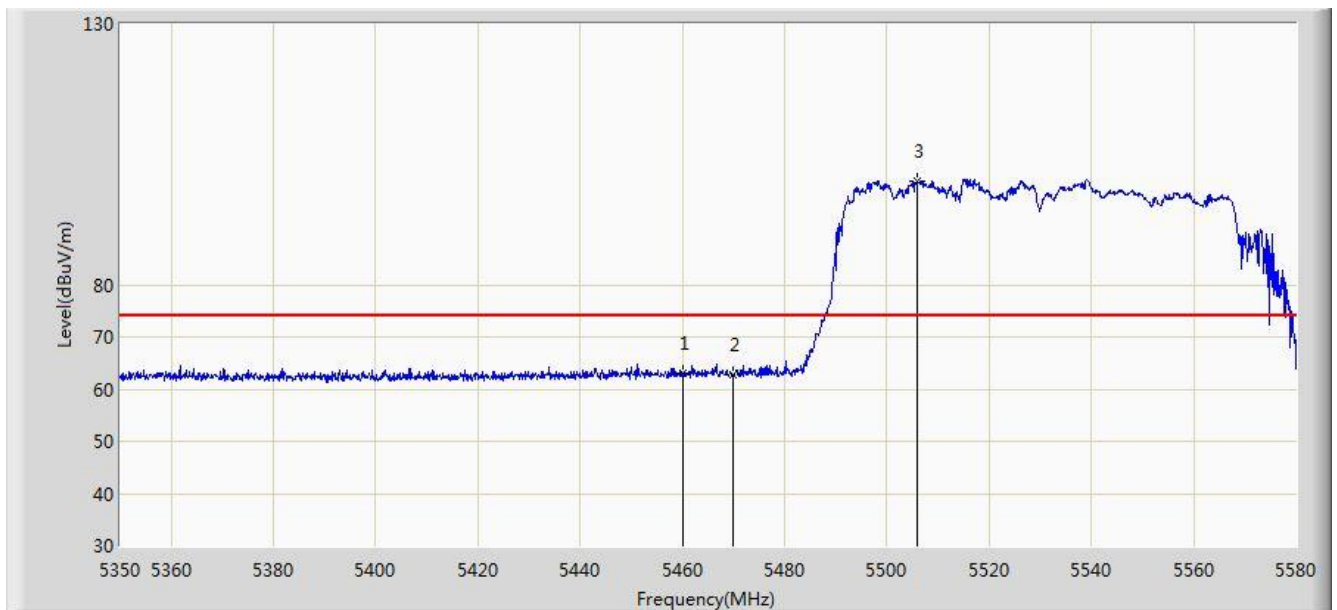
No	Flag	Mark	Frequency (MHz)	Measure Level (dBuV/m)	Reading Level (dBuV)	Margin (dB)	Limit (dBuV/m)	Factor (dB)	Type
1			5460.000	50.472	10.836	-3.528	54.000	39.636	AV
2			5505.480	86.405	46.685	N/A	N/A	39.720	AV

Note: Measure Level (dBμV/m) = Reading Level (dBμV) + Factor (dB)

Factor (dB) = Cable Loss (dB) + Antenna Factor (dB/m)



Site: AC1	Time: 2017/03/23 - 21:42
Limit: FCC_Part15.209_RE(3m)	Engineer: Kevin Ker
Probe: BBHA9120D_1GHz_18GHz	Polarity: Vertical
EUT: Wi-Fi AP 4x4 OD small omni antenna US	Power: AC 120V/60Hz
Test Mode: Transmit by 802.11ac-VHT80+80 Modeat channel 5290MHz + 5530MHz Ant 0+1+2+3	

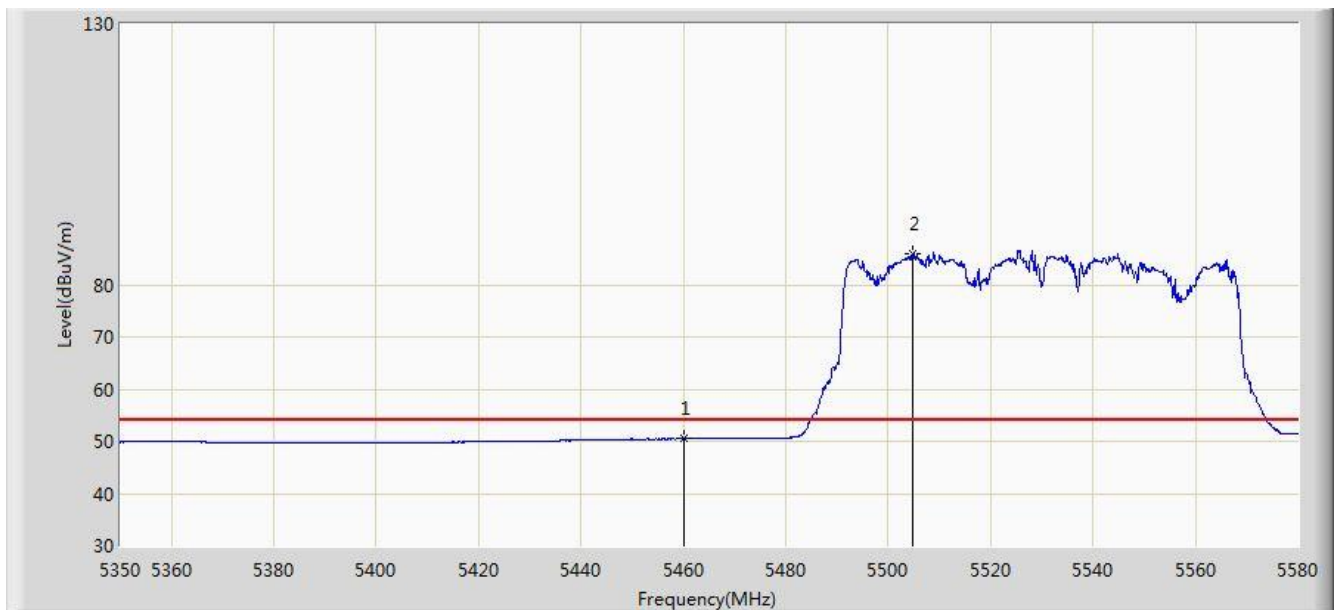


No	Flag	Mark	Frequency (MHz)	Measure Level (dBuV/m)	Reading Level (dBuV)	Margin (dB)	Limit (dBuV/m)	Factor (dB)	Type
1			5460.000	62.968	23.332	-11.032	74.000	39.636	PK
2			5470.000	62.855	23.201	-11.145	74.000	39.654	PK
3			5505.940	99.743	60.022	N/A	N/A	39.721	PK

Note: Measure Level (dB $\mu$ V/m) = Reading Level (dB $\mu$ V) + Factor (dB)

Factor (dB) = Cable Loss (dB) + Antenna Factor (dB/m)

Site: AC1	Time: 2017/03/23 - 21:43
Limit: FCC_Part15.209_RE(3m)	Engineer: Kevin Ker
Probe: BBHA9120D_1GHz_18GHz	Polarity: Vertical
EUT: Wi-Fi AP 4x4 OD small omni antenna US	Power: AC 120V/60Hz
Test Mode: Transmit by 802.11ac-VHT80+80 Modeat channel 5290MHz + 5530MHz Ant 0+1+2+3	

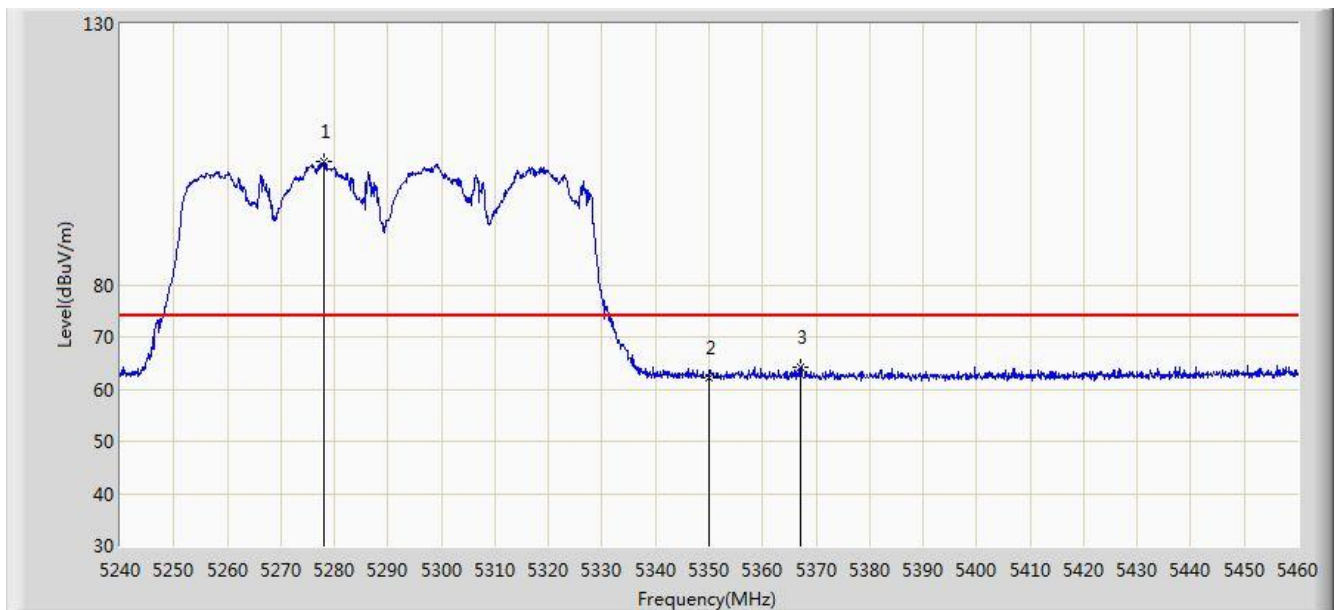


No	Flag	Mark	Frequency (MHz)	Measure Level (dBuV/m)	Reading Level (dBuV)	Margin (dB)	Limit (dBuV/m)	Factor (dB)	Type
1			5460.000	50.490	10.854	-3.510	54.000	39.636	AV
2			5504.790	85.906	46.187	N/A	N/A	39.719	AV

Note: Measure Level (dBμV/m) = Reading Level (dBμV) + Factor (dB)

Factor (dB) = Cable Loss (dB) + Antenna Factor (dB/m)

Site: AC1	Time: 2017/03/23 - 21:45
Limit: FCC_Part15.209_RE(3m)	Engineer: Kevin Ker
Probe: BBHA9120D_1GHz_18GHz	Polarity: Horizontal
EUT: Wi-Fi AP 4x4 OD small omni antenna US	Power: AC 120V/60Hz
Test Mode: Transmit by 802.11ac-VHT80+80 Modeat channel 5290MHz + 5610MHz Ant 0+1+2+3	

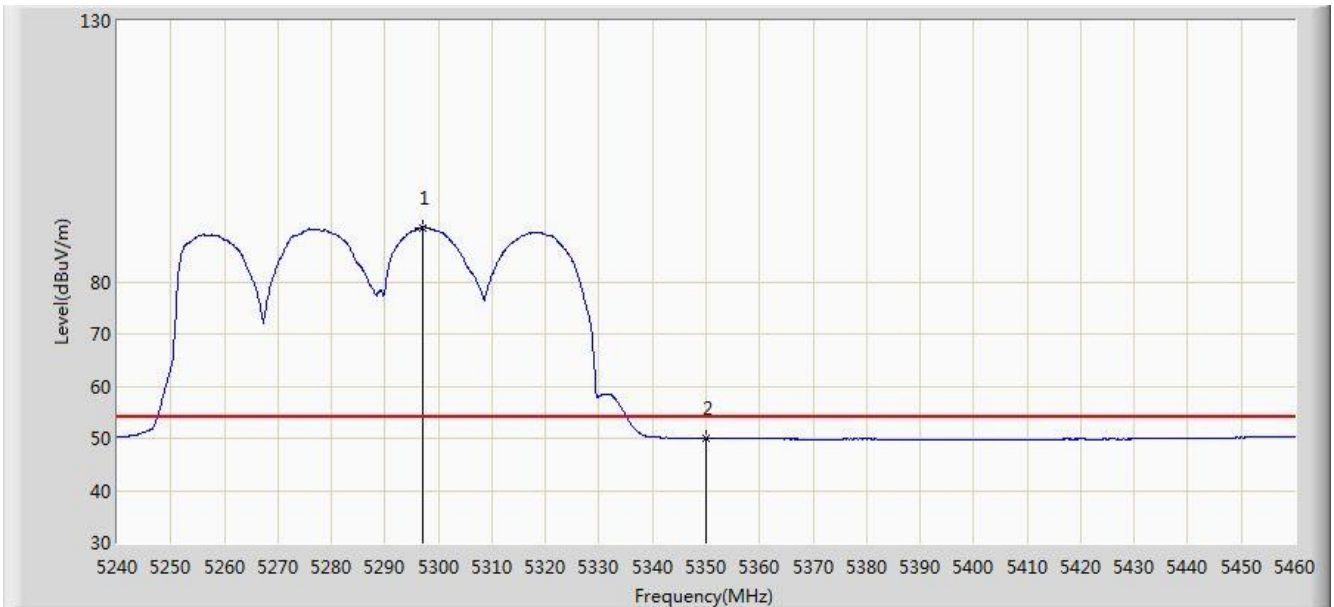


No	Flag	Mark	Frequency (MHz)	Measure Level (dBuV/m)	Reading Level (dBuV)	Margin (dB)	Limit (dBuV/m)	Factor (dB)	Type
1			5277.950	103.483	64.283	N/A	N/A	39.199	PK
2			5350.000	62.069	22.744	-11.931	74.000	39.324	PK
3			5367.160	64.092	24.723	-9.908	74.000	39.370	PK

Note: Measure Level (dB $\mu$ V/m) = Reading Level (dB $\mu$ V) + Factor (dB)

Factor (dB) = Cable Loss (dB) + Antenna Factor (dB/m)

Site: AC1	Time: 2017/03/23 - 21:47
Limit: FCC_Part15.209_RE(3m)	Engineer: Kevin Ker
Probe: BBHA9120D_1GHz_18GHz	Polarity: Horizontal
EUT: Wi-Fi AP 4x4 OD small omni antenna US	Power: AC 120V/60Hz
Test Mode: Transmit by 802.11ac-VHT80+80 Modeat channel 5290MHz + 5610MHz Ant 0+1+2+3	

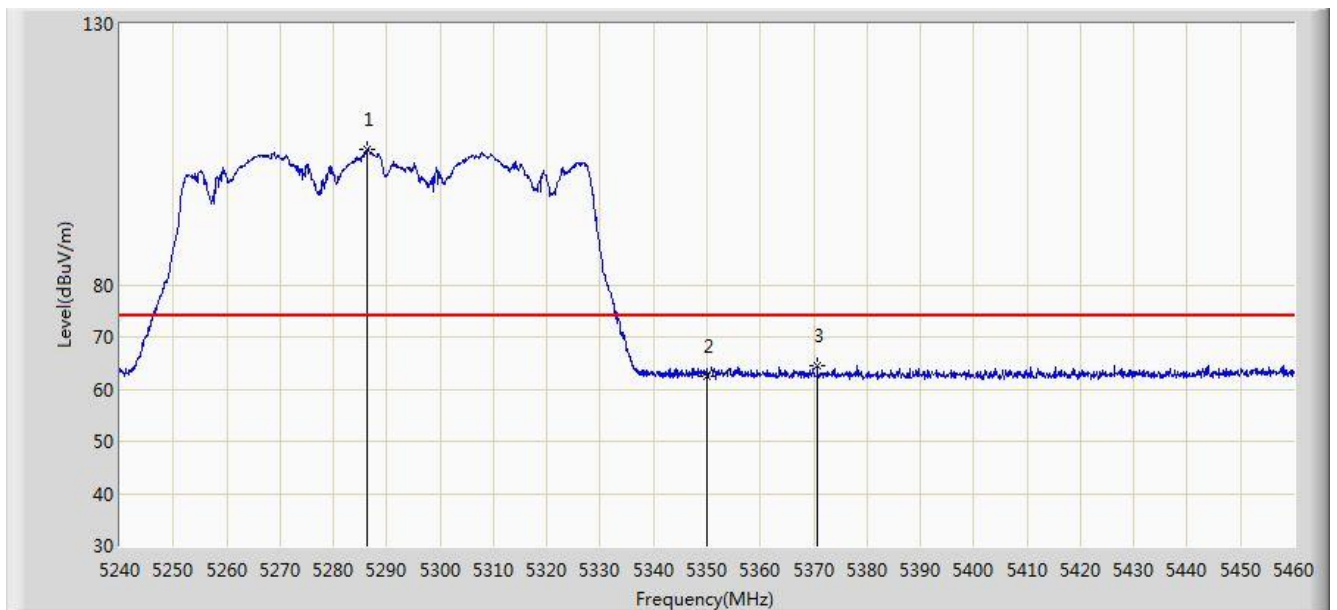


No	Flag	Mark	Frequency (MHz)	Measure Level (dBuV/m)	Reading Level (dBuV)	Margin (dB)	Limit (dBuV/m)	Factor (dB)	Type
1			5297.090	90.426	51.231	N/A	N/A	39.195	AV
2			5350.000	49.898	10.573	-4.102	54.000	39.324	AV

Note: Measure Level (dB $\mu$ V/m) = Reading Level (dB $\mu$ V) + Factor (dB)

Factor (dB) = Cable Loss (dB) + Antenna Factor (dB/m)

Site: AC1	Time: 2017/03/23 - 21:49
Limit: FCC_Part15.209_RE(3m)	Engineer: Kevin Ker
Probe: BBHA9120D_1GHz_18GHz	Polarity: Vertical
EUT: Wi-Fi AP 4x4 OD small omni antenna US	Power: AC 120V/60Hz
Test Mode: Transmit by 802.11ac-VHT80+80 Modeat channel 5290MHz + 5610MHz Ant 0+1+2+3	

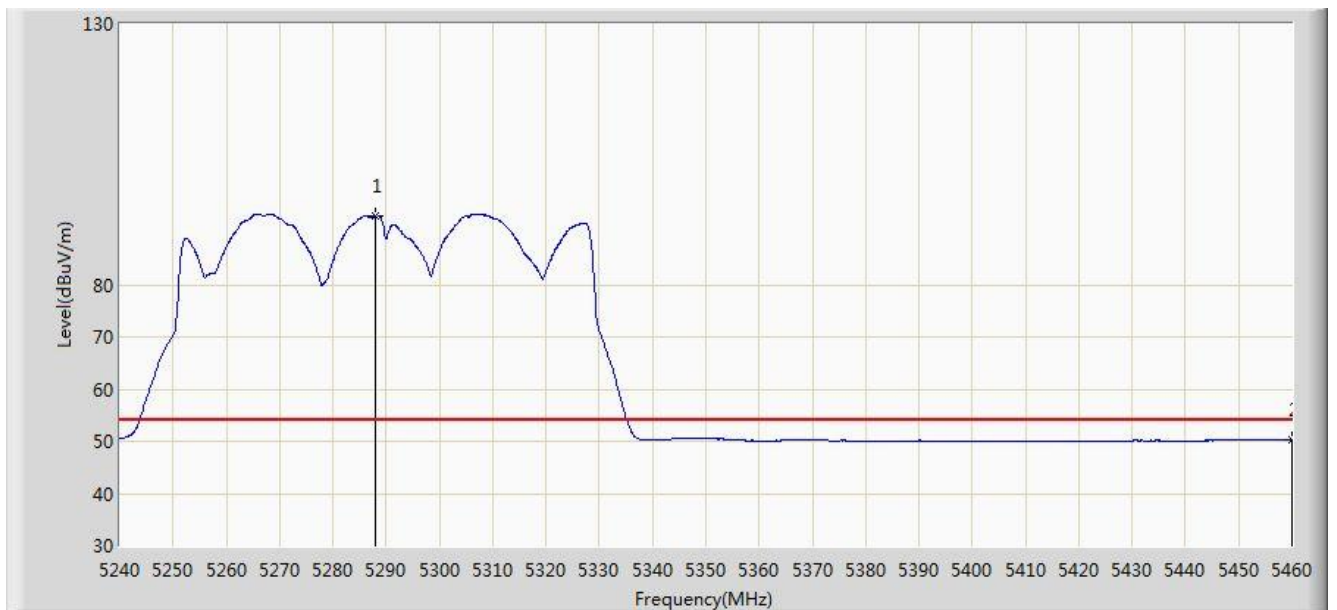


No	Flag	Mark	Frequency (MHz)	Measure Level (dBuV/m)	Reading Level (dBuV)	Margin (dB)	Limit (dBuV/m)	Factor (dB)	Type
1			5286.310	106.049	66.852	N/A	N/A	39.197	PK
2			5350.000	62.391	23.066	-11.609	74.000	39.324	PK
3			5370.680	64.429	25.050	-9.571	74.000	39.379	PK

Note: Measure Level (dB $\mu$ V/m) = Reading Level (dB $\mu$ V) + Factor (dB)

Factor (dB) = Cable Loss (dB) + Antenna Factor (dB/m)

Site: AC1	Time: 2017/03/23 - 21:51
Limit: FCC_Part15.209_RE(3m)	Engineer: Kevin Ker
Probe: BBHA9120D_1GHz_18GHz	Polarity: Vertical
EUT: Wi-Fi AP 4x4 OD small omni antenna US	Power: AC 120V/60Hz
Test Mode: Transmit by 802.11ac-VHT80+80 Modeat channel 5290MHz + 5610MHz Ant 0+1+2+3	

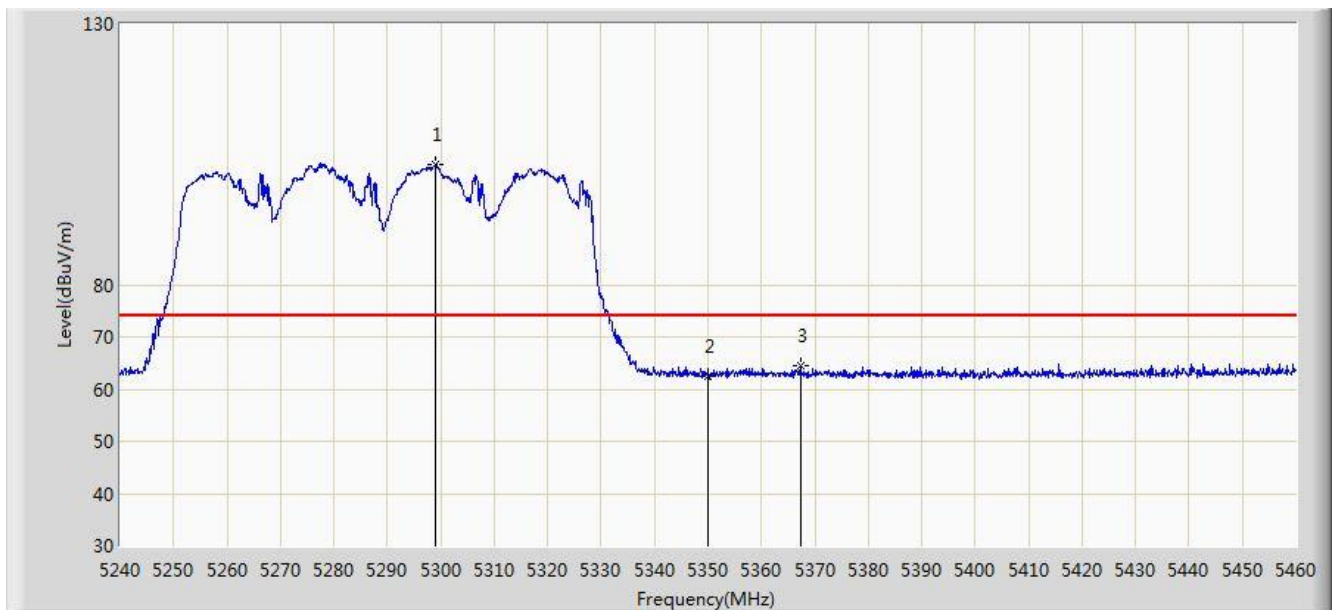


No	Flag	Mark	Frequency (MHz)	Measure Level (dBuV/m)	Reading Level (dBuV)	Margin (dB)	Limit (dBuV/m)	Factor (dB)	Type
1			5287.850	93.251	54.054	N/A	N/A	39.197	AV
2			5460.000	50.406	10.770	-3.594	54.000	39.636	AV

Note: Measure Level (dB $\mu$ V/m) = Reading Level (dB $\mu$ V) + Factor (dB)

Factor (dB) = Cable Loss (dB) + Antenna Factor (dB/m)

Site: AC1	Time: 2017/03/23 - 21:55
Limit: FCC_Part15.209_RE(3m)	Engineer: Kevin Ker
Probe: BBHA9120D_1GHz_18GHz	Polarity: Horizontal
EUT: Wi-Fi AP 4x4 OD small omni antenna US	Power: AC 120V/60Hz
Test Mode: Transmit by 802.11ac-VHT80+80 Modeat channel 5290MHz + 5690MHz Ant 0+1+2+3	

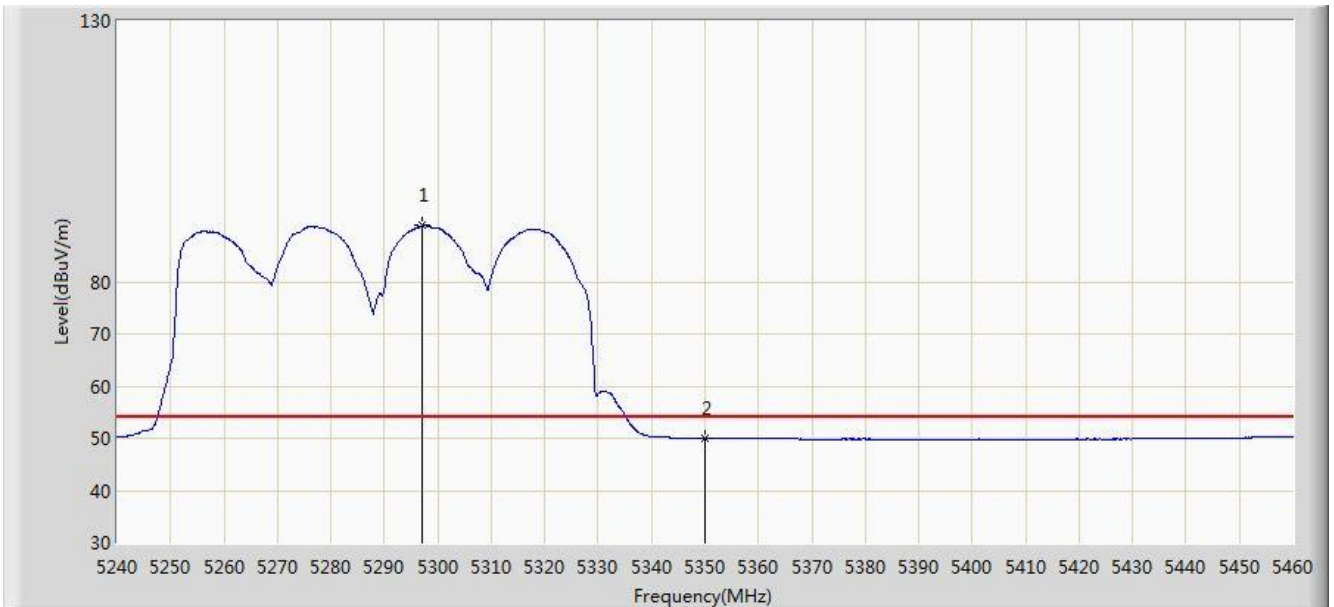


No	Flag	Mark	Frequency (MHz)	Measure Level (dBuV/m)	Reading Level (dBuV)	Margin (dB)	Limit (dBuV/m)	Factor (dB)	Type
1			5298.960	103.172	63.977	N/A	N/A	39.195	PK
2			5350.000	62.563	23.238	-11.437	74.000	39.324	PK
3			5367.270	64.387	25.017	-9.613	74.000	39.370	PK

Note: Measure Level (dB $\mu$ V/m) = Reading Level (dB $\mu$ V) + Factor (dB)

Factor (dB) = Cable Loss (dB) + Antenna Factor (dB/m)

Site: AC1	Time: 2017/03/23 - 21:58
Limit: FCC_Part15.209_RE(3m)	Engineer: Kevin Ker
Probe: BBHA9120D_1GHz_18GHz	Polarity: Horizontal
EUT: Wi-Fi AP 4x4 OD small omni antenna US	Power: AC 120V/60Hz
Test Mode: Transmit by 802.11ac-VHT80+80 Modeat channel 5290MHz + 5690MHz Ant 0+1+2+3	



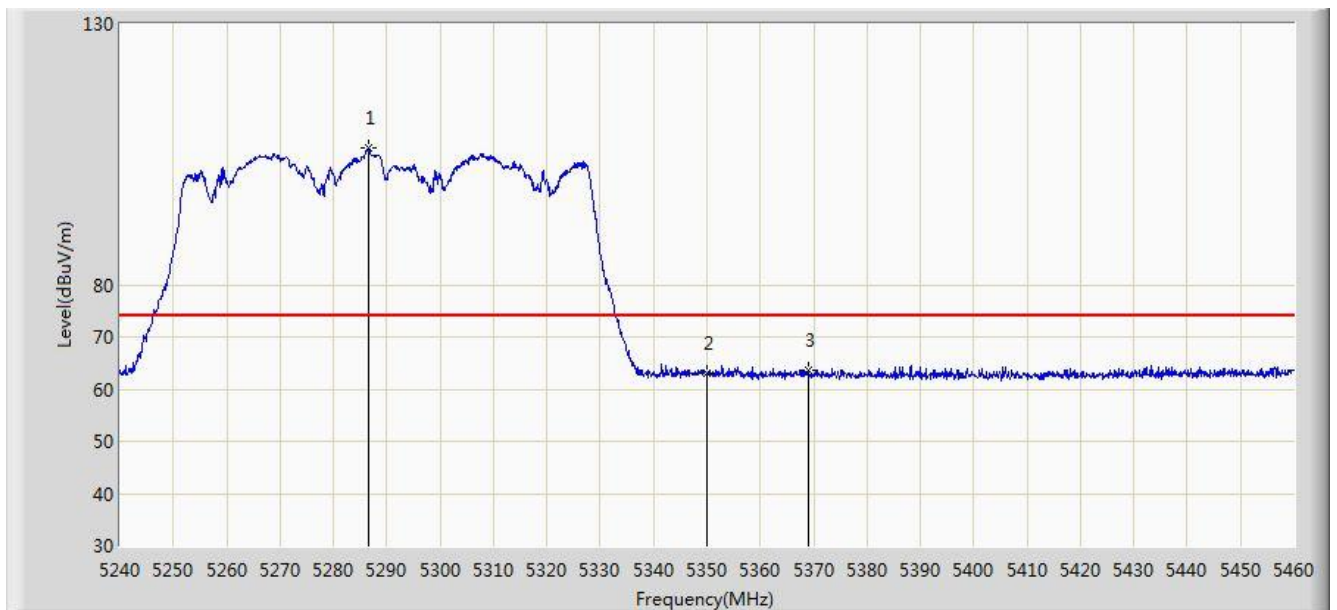
No	Flag	Mark	Frequency (MHz)	Measure Level (dBuV/m)	Reading Level (dBuV)	Margin (dB)	Limit (dBuV/m)	Factor (dB)	Type
1			5297.200	90.772	51.577	N/A	N/A	39.195	AV
2			5350.000	49.908	10.583	-4.092	54.000	39.324	AV

Note: Measure Level (dBμV/m) = Reading Level (dBμV) + Factor (dB)

Factor (dB) = Cable Loss (dB) + Antenna Factor (dB/m)



Site: AC1	Time: 2017/03/23 - 22:01
Limit: FCC_Part15.209_RE(3m)	Engineer: Kevin Ker
Probe: BBHA9120D_1GHz_18GHz	Polarity: Vertical
EUT: Wi-Fi AP 4x4 OD small omni antenna US	Power: AC 120V/60Hz
Test Mode: Transmit by 802.11ac-VHT80+80 Modeat channel 5290MHz + 5690MHz Ant 0+1+2+3	

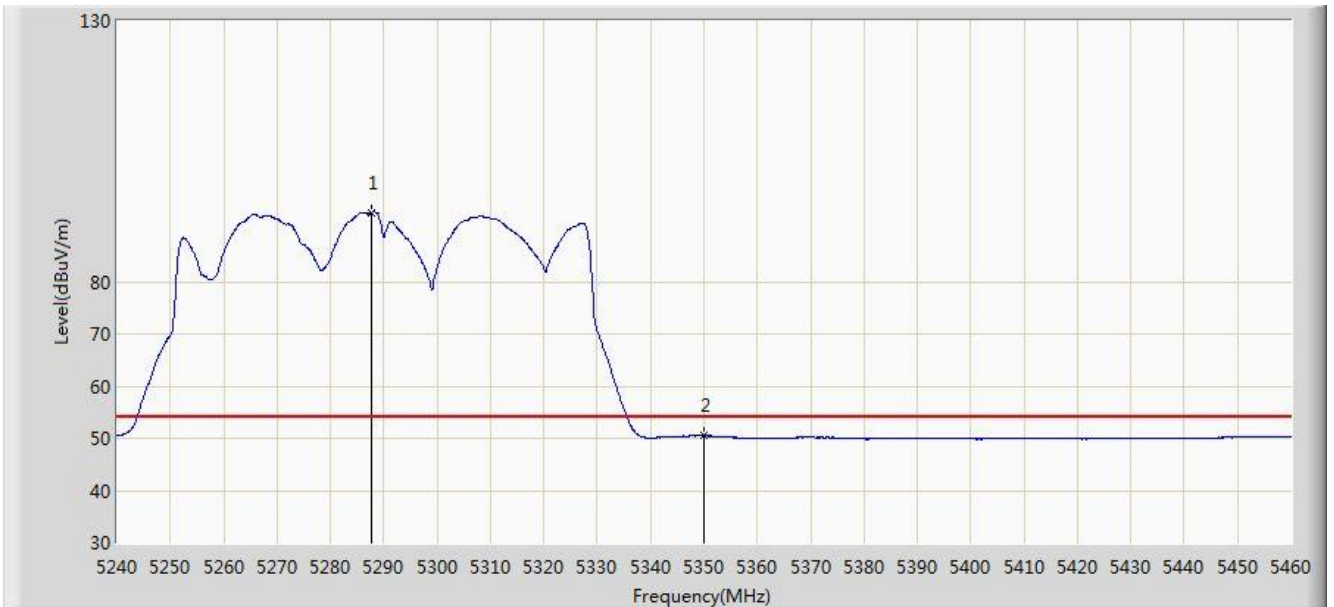


No	Flag	Mark	Frequency (MHz)	Measure Level (dBuV/m)	Reading Level (dBuV)	Margin (dB)	Limit (dBuV/m)	Factor (dB)	Type
1			5286.530	106.100	66.903	N/A	N/A	39.196	PK
2			5350.000	63.103	23.778	-10.897	74.000	39.324	PK
3			5369.140	63.717	24.342	-10.283	74.000	39.374	PK

Note: Measure Level (dB $\mu$ V/m) = Reading Level (dB $\mu$ V) + Factor (dB)

Factor (dB) = Cable Loss (dB) + Antenna Factor (dB/m)

Site: AC1	Time: 2017/03/23 - 22:02
Limit: FCC_Part15.209_RE(3m)	Engineer: Kevin Ker
Probe: BBHA9120D_1GHz_18GHz	Polarity: Vertical
EUT: Wi-Fi AP 4x4 OD small omni antenna US	Power: AC 120V/60Hz
Test Mode: Transmit by 802.11ac-VHT80+80 Modeat channel 5290MHz + 5690MHz Ant 0+1+2+3	

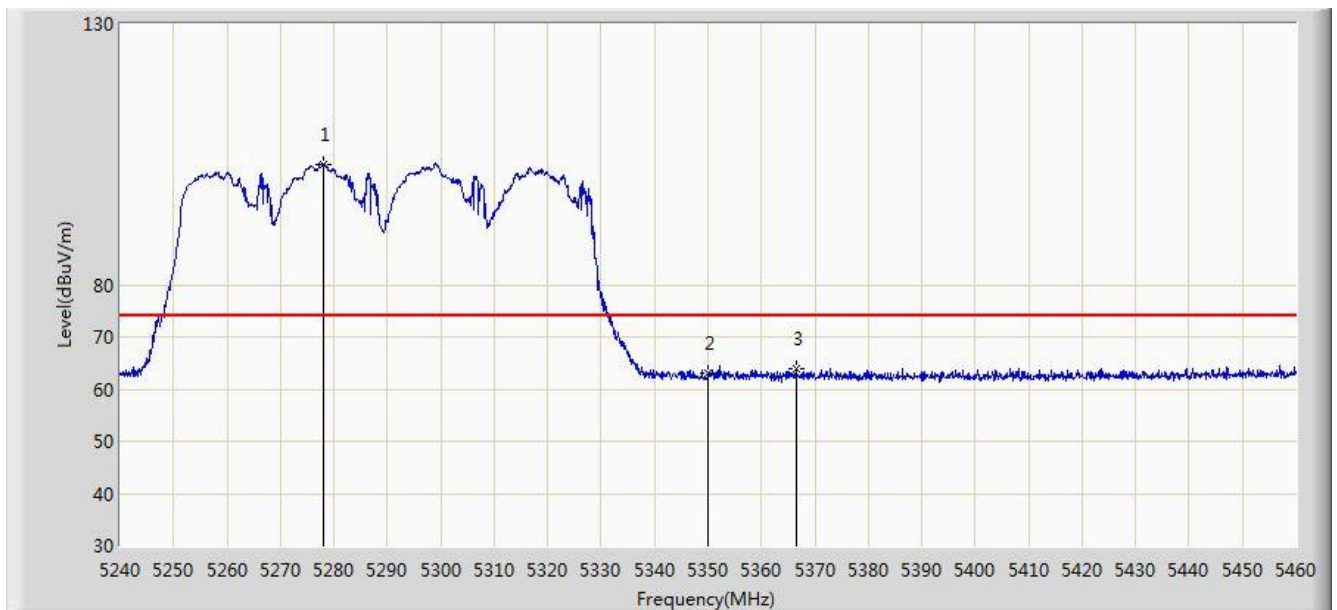


No	Flag	Mark	Frequency (MHz)	Measure Level (dBuV/m)	Reading Level (dBuV)	Margin (dB)	Limit (dBuV/m)	Factor (dB)	Type
1			5287.740	93.333	54.136	N/A	N/A	39.196	AV
2			5350.000	50.455	11.130	-3.545	54.000	39.324	AV

Note: Measure Level (dB $\mu$ V/m) = Reading Level (dB $\mu$ V) + Factor (dB)

Factor (dB) = Cable Loss (dB) + Antenna Factor (dB/m)

Site: AC1	Time: 2017/03/23 - 22:04
Limit: FCC_Part15.209_RE(3m)	Engineer: Kevin Ker
Probe: BBHA9120D_1GHz_18GHz	Polarity: Horizontal
EUT: Wi-Fi AP 4x4 OD small omni antenna US	Power: AC 120V/60Hz
Test Mode: Transmit by 802.11ac-VHT80+80 Modeat channel 5290MHz + 5775MHz Ant 0+1+2+3	

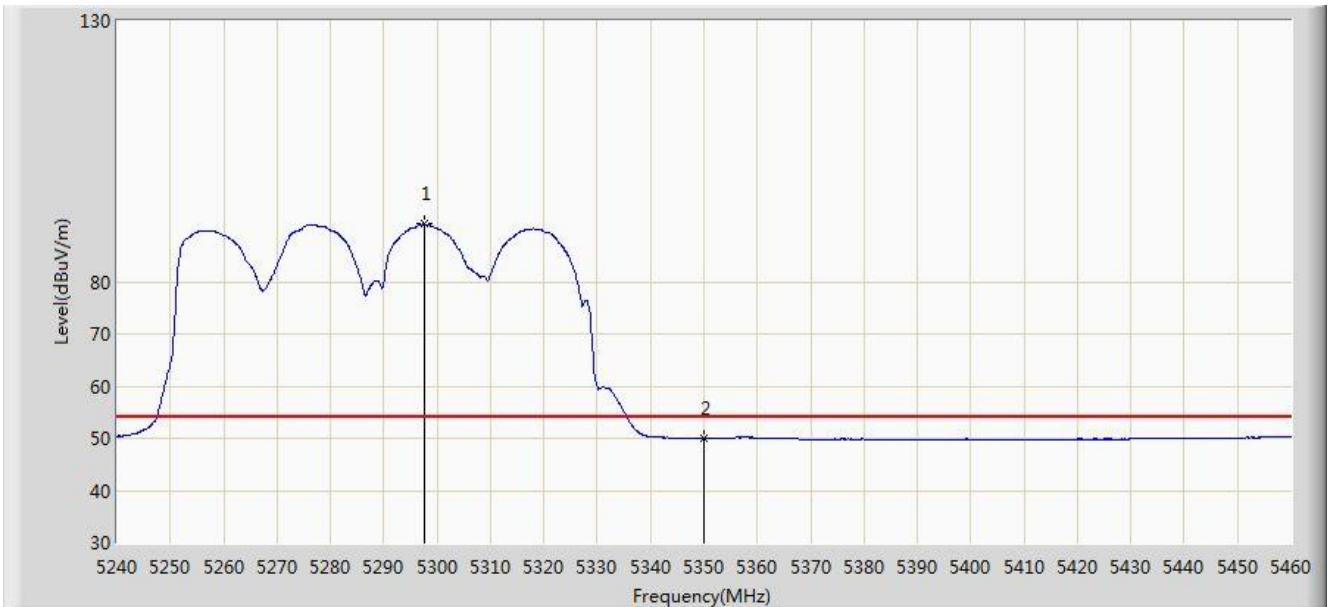


No	Flag	Mark	Frequency (MHz)	Measure Level (dBuV/m)	Reading Level (dBuV)	Margin (dB)	Limit (dBuV/m)	Factor (dB)	Type
1			5277.950	103.159	63.959	N/A	N/A	39.199	PK
2			5350.000	62.984	23.659	-11.016	74.000	39.324	PK
3			5366.500	63.867	24.499	-10.133	74.000	39.368	PK

Note: Measure Level (dB $\mu$ V/m) = Reading Level (dB $\mu$ V) + Factor (dB)

Factor (dB) = Cable Loss (dB) + Antenna Factor (dB/m)

Site: AC1	Time: 2017/03/23 - 22:05
Limit: FCC_Part15.209_RE(3m)	Engineer: Kevin Ker
Probe: BBHA9120D_1GHz_18GHz	Polarity: Horizontal
EUT: Wi-Fi AP 4x4 OD small omni antenna US	Power: AC 120V/60Hz
Test Mode: Transmit by 802.11ac-VHT80+80 Modeat channel 5290MHz + 5775MHz Ant 0+1+2+3	

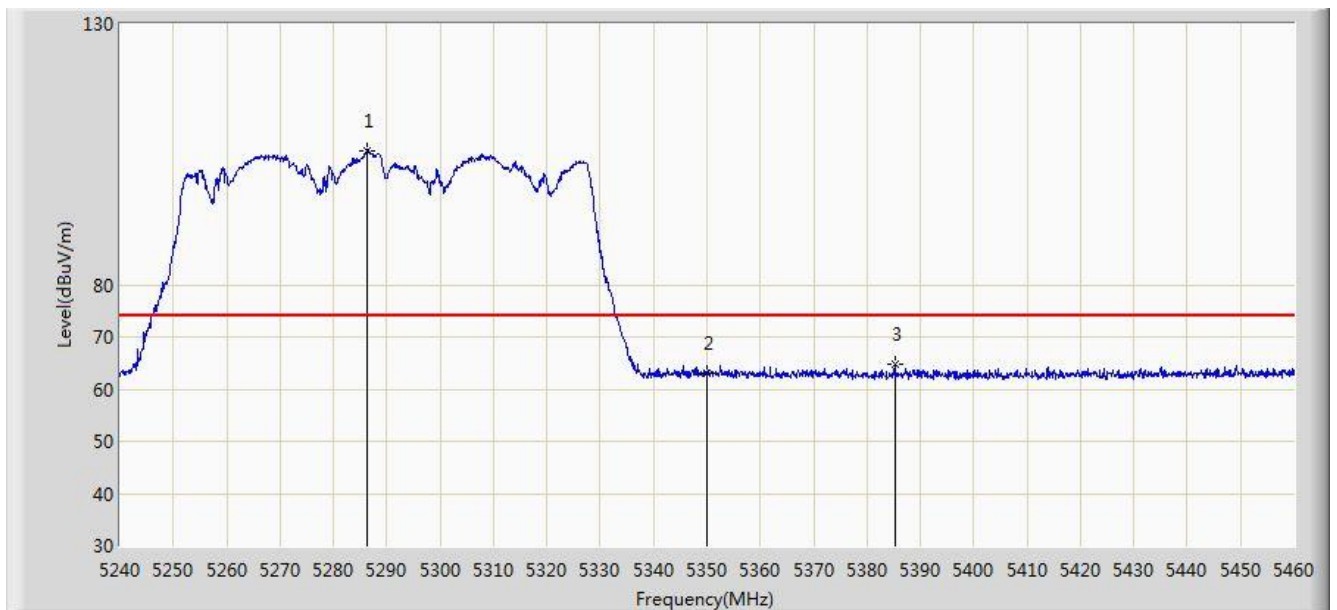


No	Flag	Mark	Frequency (MHz)	Measure Level (dBuV/m)	Reading Level (dBuV)	Margin (dB)	Limit (dBuV/m)	Factor (dB)	Type
1			5297.530	91.042	51.847	N/A	N/A	39.195	AV
2			5350.000	49.912	10.587	-4.088	54.000	39.324	AV

Note: Measure Level (dBμV/m) = Reading Level (dBμV) + Factor (dB)

Factor (dB) = Cable Loss (dB) + Antenna Factor (dB/m)

Site: AC1	Time: 2017/03/23 - 22:07
Limit: FCC_Part15.209_RE(3m)	Engineer: Kevin Ker
Probe: BBHA9120D_1GHz_18GHz	Polarity: Vertical
EUT: Wi-Fi AP 4x4 OD small omni antenna US	Power: AC 120V/60Hz
Test Mode: Transmit by 802.11ac-VHT80+80 Modeat channel 5290MHz + 5775MHz Ant 0+1+2+3	

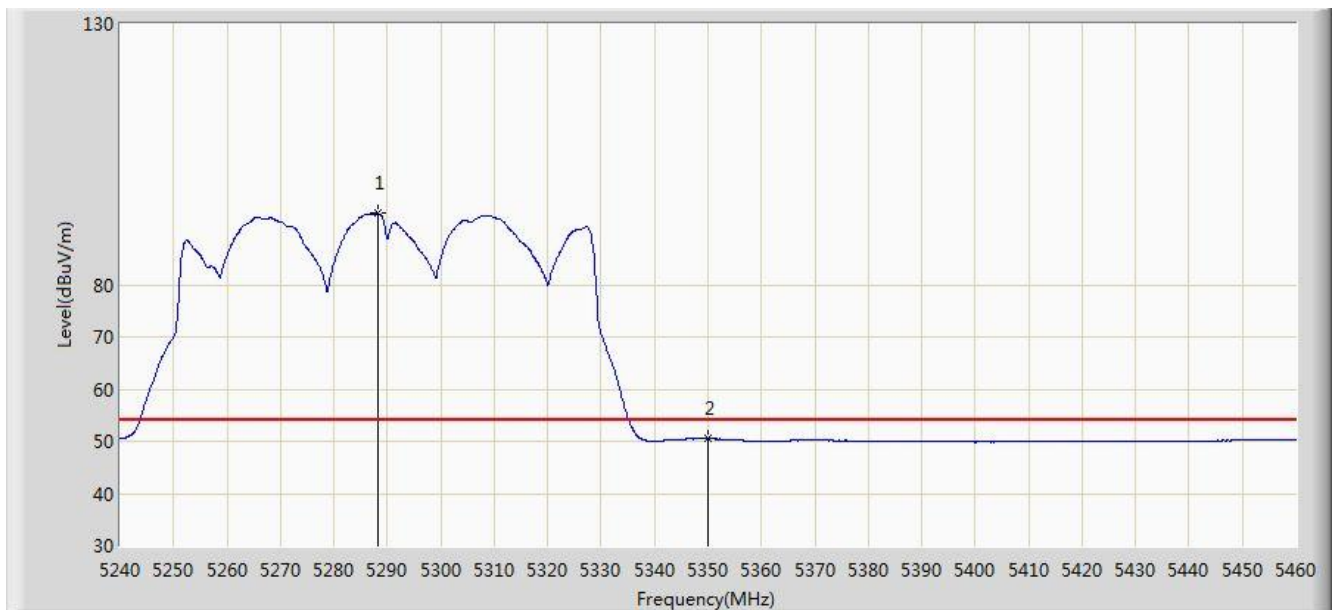


No	Flag	Mark	Frequency (MHz)	Measure Level (dBuV/m)	Reading Level (dBuV)	Margin (dB)	Limit (dBuV/m)	Factor (dB)	Type
1			5286.420	105.655	66.458	N/A	N/A	39.197	PK
2			5350.000	63.029	23.704	-10.971	74.000	39.324	PK
3			5385.310	64.699	25.282	-9.301	74.000	39.418	PK

Note: Measure Level (dB $\mu$ V/m) = Reading Level (dB $\mu$ V) + Factor (dB)

Factor (dB) = Cable Loss (dB) + Antenna Factor (dB/m)

Site: AC1	Time: 2017/03/23 - 22:09
Limit: FCC_Part15.209_RE(3m)	Engineer: Kevin Ker
Probe: BBHA9120D_1GHz_18GHz	Polarity: Vertical
EUT: Wi-Fi AP 4x4 OD small omni antenna US	Power: AC 120V/60Hz
Test Mode: Transmit by 802.11ac-VHT80+80 Modeat channel 5290MHz + 5775MHz Ant 0+1+2+3	



No	Flag	Mark	Frequency (MHz)	Measure Level (dBuV/m)	Reading Level (dBuV)	Margin (dB)	Limit (dBuV/m)	Factor (dB)	Type
1			5288.180	93.628	54.431	N/A	N/A	39.197	AV
2			5350.000	50.591	11.266	-3.409	54.000	39.324	AV

Note: Measure Level (dB $\mu$ V/m) = Reading Level (dB $\mu$ V) + Factor (dB)

Factor (dB) = Cable Loss (dB) + Antenna Factor (dB/m)