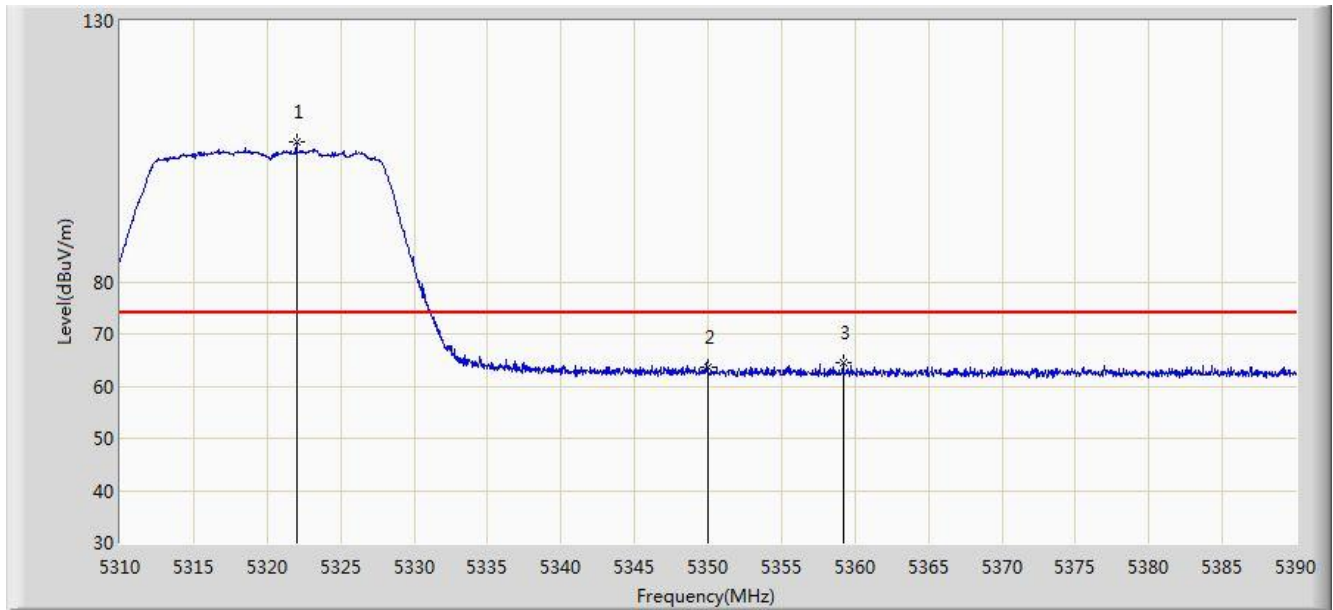


Galtronics Small Omni Antenna Band Bandedge Test Result

Site: AC1	Time: 2017/03/21 - 14:08
Limit: FCC_Part15.209_RE(3m)	Engineer: Kevin Ker
Probe: BBHA9120D_1GHz_18GHz	Polarity: Horizontal
EUT: Wi-Fi AP 4x4 OD small omni antenna US	Power: AC 120V/60Hz
Test Mode: Transmit by 802.11a at channel 5320MHz Ant 0	

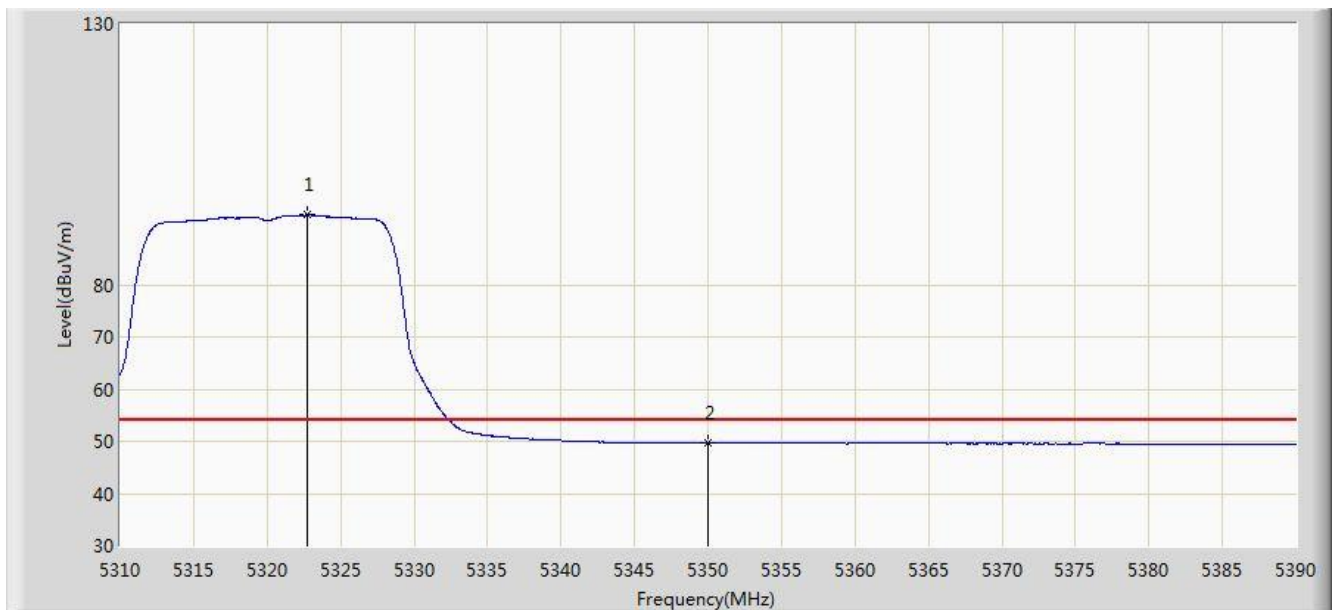


No	Flag	Mark	Frequency (MHz)	Measure Level (dBuV/m)	Reading Level (dBuV)	Margin (dB)	Limit (dBuV/m)	Factor (dB)	Type
1		*	5322.000	106.816	67.566	N/A	N/A	39.250	PK
2			5350.000	63.678	24.353	-10.322	74.000	39.324	PK
3			5359.200	64.453	25.104	-9.547	74.000	39.349	PK

Note: Measure Level (dB μ V/m) = Reading Level (dB μ V) + Factor (dB)

Factor (dB) = Cable Loss (dB) + Antenna Factor (dB/m).

Site: AC1	Time: 2017/03/21 - 14:12
Limit: FCC_Part15.209_RE(3m)	Engineer: Kevin Ker
Probe: BBHA9120D_1GHz_18GHz	Polarity: Horizontal
EUT: Wi-Fi AP 4x4 OD small omni antenna US	Power: AC 120V/60Hz
Test Mode: Transmit by 802.11a at channel 5320MHz Ant 0	

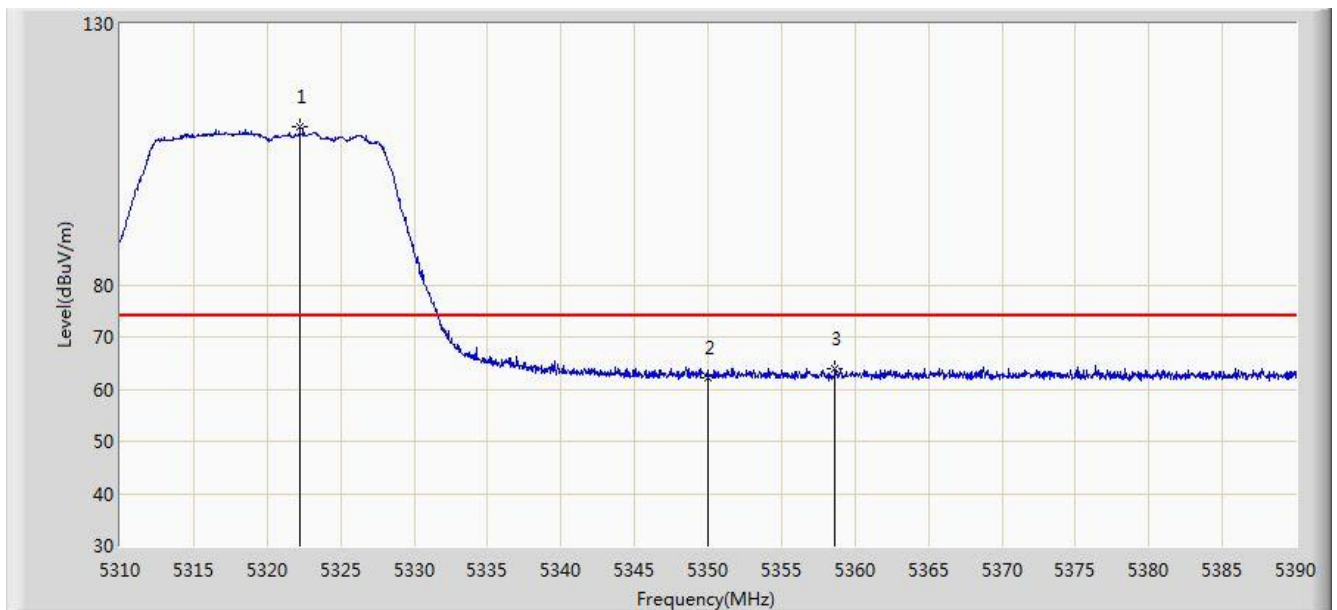


No	Flag	Mark	Frequency (MHz)	Measure Level (dBuV/m)	Reading Level (dBuV)	Margin (dB)	Limit (dBuV/m)	Factor (dB)	Type
1		*	5322.760	93.372	54.120	N/A	N/A	39.252	AV
2			5350.000	49.708	10.383	-4.292	54.000	39.324	AV

Note: Measure Level (dB μ V/m) = Reading Level (dB μ V) + Factor (dB)

Factor (dB) = Cable Loss (dB) + Antenna Factor (dB/m).

Site: AC1	Time: 2017/03/21 - 14:12
Limit: FCC_Part15.209_RE(3m)	Engineer: Kevin Ker
Probe: BBHA9120D_1GHz_18GHz	Polarity: Vertical
EUT: Wi-Fi AP 4x4 OD small omni antenna US	Power: AC 120V/60Hz
Test Mode: Transmit by 802.11a at channel 5320MHz Ant 0	

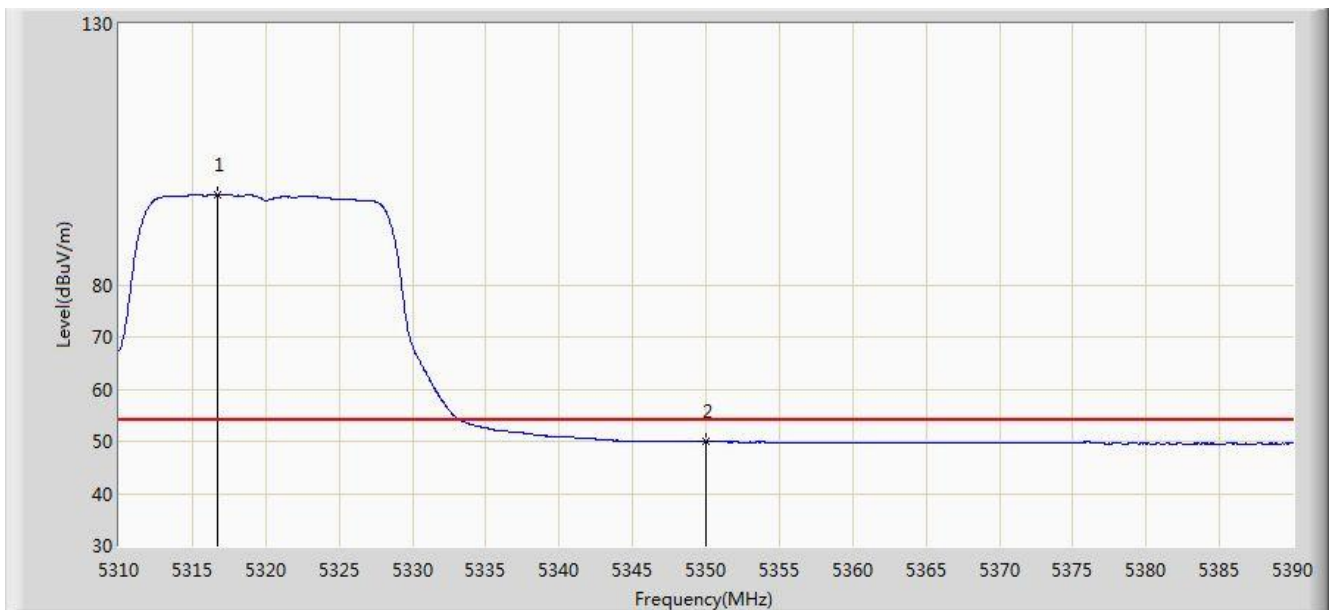


No	Flag	Mark	Frequency (MHz)	Measure Level (dBuV/m)	Reading Level (dBuV)	Margin (dB)	Limit (dBuV/m)	Factor (dB)	Type
1		*	5322.240	110.227	70.976	N/A	N/A	39.251	PK
2			5350.000	62.243	22.918	-11.757	74.000	39.324	PK
3			5358.640	64.043	24.696	-9.957	74.000	39.348	PK

Note: Measure Level (dB μ V/m) = Reading Level (dB μ V) + Factor (dB)

Factor (dB) = Cable Loss (dB) + Antenna Factor (dB/m).

Site: AC1	Time: 2017/03/21 - 14:15
Limit: FCC_Part15.209_RE(3m)	Engineer: Kevin Ker
Probe: BBHA9120D_1GHz_18GHz	Polarity: Vertical
EUT: Wi-Fi AP 4x4 OD small omni antenna US	Power: AC 120V/60Hz
Test Mode: Transmit by 802.11a at channel 5320MHz Ant 0	

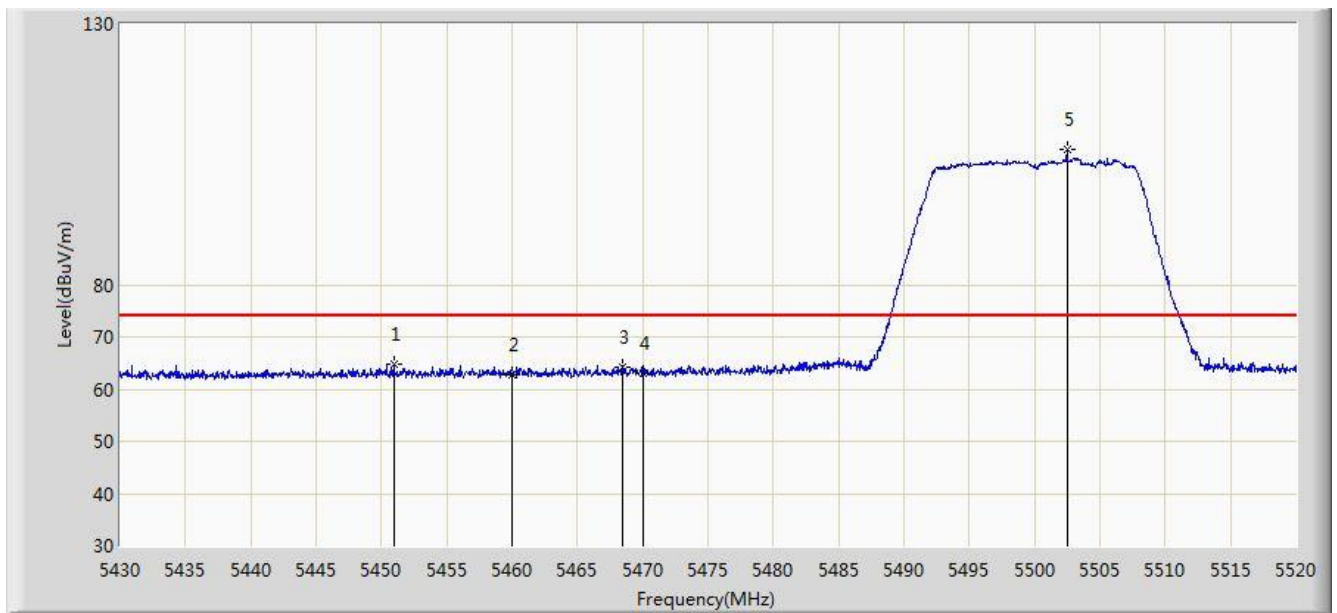


No	Flag	Mark	Frequency (MHz)	Measure Level (dBuV/m)	Reading Level (dBuV)	Margin (dB)	Limit (dBuV/m)	Factor (dB)	Type
1		*	5316.720	97.294	58.058	N/A	N/A	39.236	AV
2			5350.000	49.901	10.576	-4.099	54.000	39.324	AV

Note: Measure Level (dB μ V/m) = Reading Level (dB μ V) + Factor (dB)

Factor (dB) = Cable Loss (dB) + Antenna Factor (dB/m).

Site: AC1	Time: 2017/03/21 - 14:16
Limit: FCC_Part15.209_RE(3m)	Engineer: Kevin Ker
Probe: BBHA9120D_1GHz_18GHz	Polarity: Horizontal
EUT: Wi-Fi AP 4x4 OD small omni antenna US	Power: AC 120V/60Hz
Test Mode: Transmit by 802.11a at channel 5500MHz Ant 0	

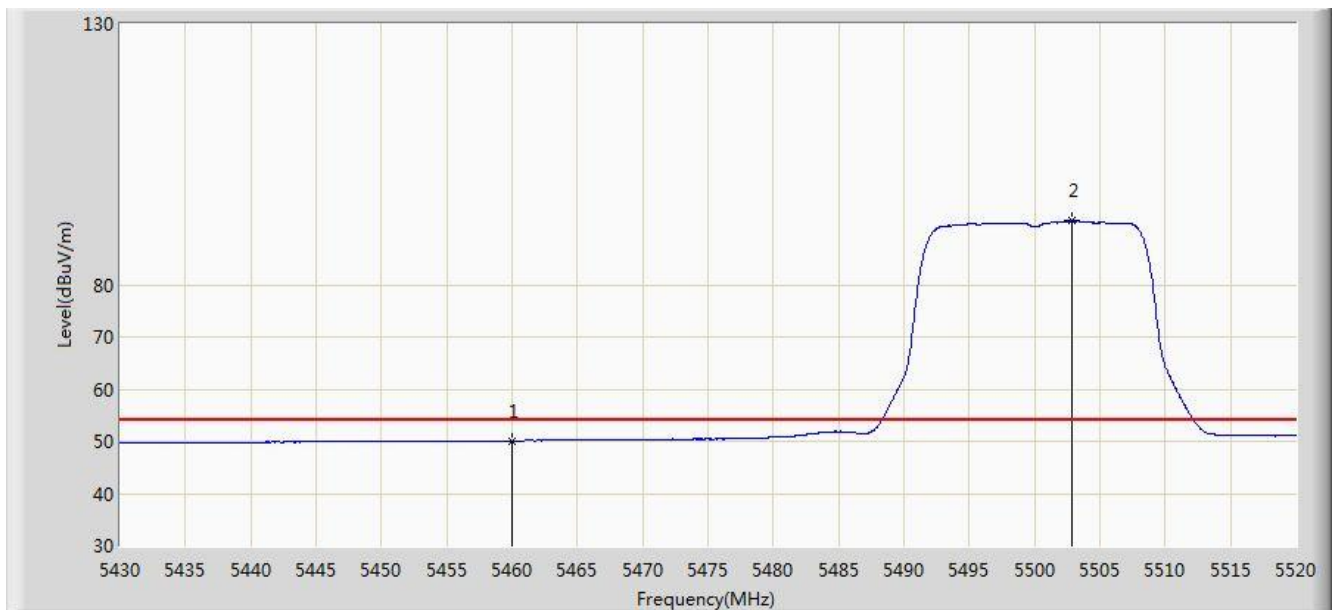


No	Flag	Mark	Frequency (MHz)	Measure Level (dBuV/m)	Reading Level (dBuV)	Margin (dB)	Limit (dBuV/m)	Factor (dB)	Type
1			5450.925	64.691	25.075	-9.309	74.000	39.616	PK
2			5460.000	62.728	23.092	-11.272	74.000	39.636	PK
3			5468.430	64.343	24.692	-9.657	74.000	39.651	PK
4			5470.000	63.020	23.366	-10.980	74.000	39.654	PK
5		*	5502.495	105.831	66.116	N/A	N/A	39.714	PK

Note: Measure Level (dB μ V/m) = Reading Level (dB μ V) + Factor (dB)

Factor (dB) = Cable Loss (dB) + Antenna Factor (dB/m).

Site: AC1	Time: 2017/03/21 - 14:19
Limit: FCC_Part15.209_RE(3m)	Engineer: Kevin Ker
Probe: BBHA9120D_1GHz_18GHz	Polarity: Horizontal
EUT: Wi-Fi AP 4x4 OD small omni antenna US	Power: AC 120V/60Hz
Test Mode: Transmit by 802.11a at channel 5500MHz Ant 0	

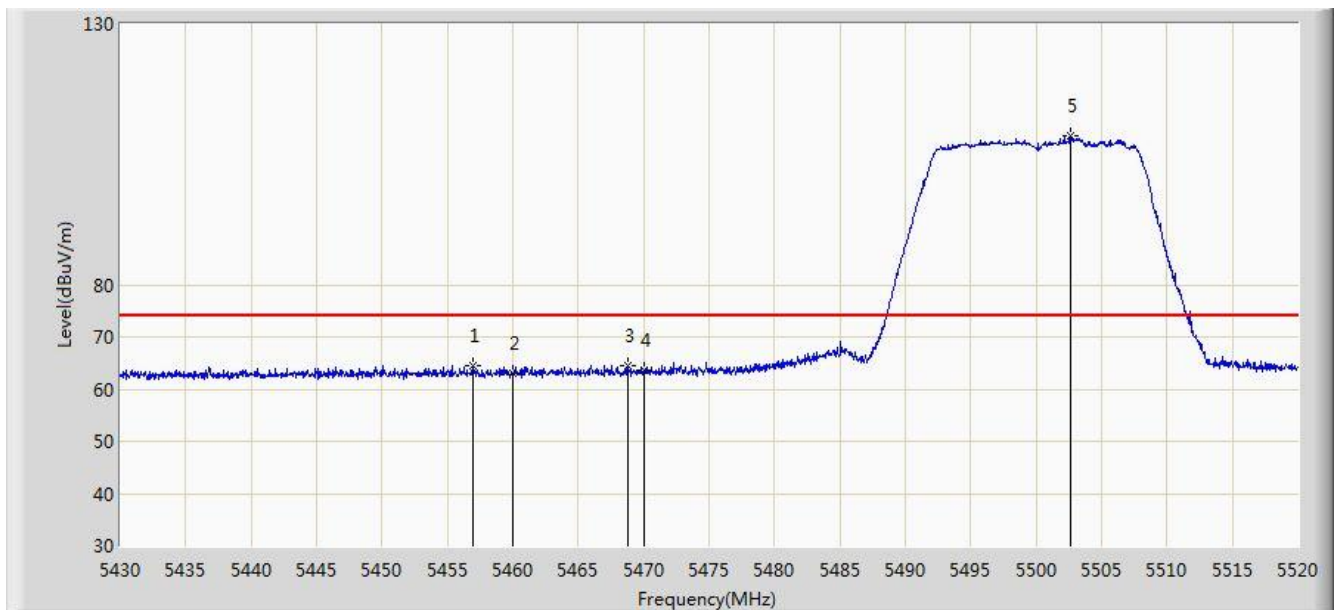


No	Flag	Mark	Frequency (MHz)	Measure Level (dBuV/m)	Reading Level (dBuV)	Margin (dB)	Limit (dBuV/m)	Factor (dB)	Type
1			5460.000	50.132	10.496	-3.868	54.000	39.636	AV
2		*	5502.855	92.240	52.524	N/A	N/A	39.716	AV

Note: Measure Level (dBuV/m) = Reading Level (dBuV) + Factor (dB)

Factor (dB) = Cable Loss (dB) + Antenna Factor (dB/m).

Site: AC1	Time: 2017/03/21 - 14:19
Limit: FCC_Part15.209_RE(3m)	Engineer: Kevin Ker
Probe: BBHA9120D_1GHz_18GHz	Polarity: Vertical
EUT: Wi-Fi AP 4x4 OD small omni antenna US	Power: AC 120V/60Hz
Test Mode: Transmit by 802.11a at channel 5500MHz Ant 0	

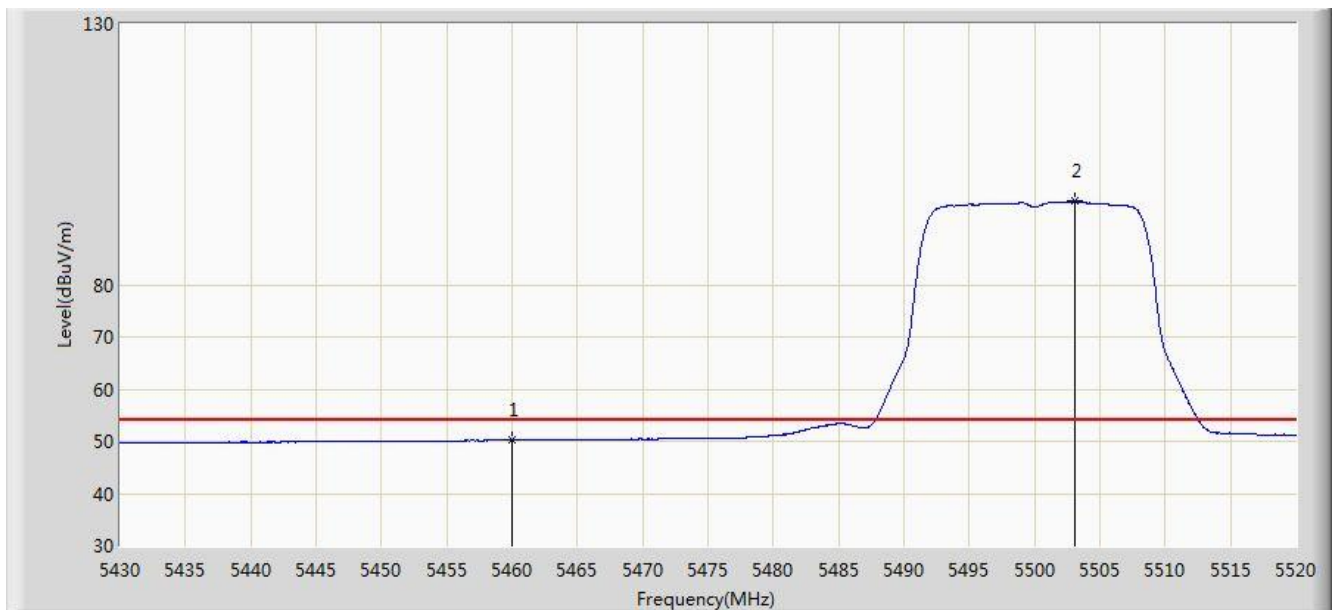


No	Flag	Mark	Frequency (MHz)	Measure Level (dBuV/m)	Reading Level (dBuV)	Margin (dB)	Limit (dBuV/m)	Factor (dB)	Type
1			5456.910	64.499	24.869	-9.501	74.000	39.630	PK
2			5460.000	62.971	23.335	-11.029	74.000	39.636	PK
3			5468.745	64.536	24.884	-9.464	74.000	39.652	PK
4			5470.000	63.548	23.894	-10.452	74.000	39.654	PK
5		*	5502.585	108.482	68.767	N/A	N/A	39.715	PK

Note: Measure Level (dB μ V/m) = Reading Level (dB μ V) + Factor (dB)

Factor (dB) = Cable Loss (dB) + Antenna Factor (dB/m).

Site: AC1	Time: 2017/03/21 - 14:22
Limit: FCC_Part15.209_RE(3m)	Engineer: Kevin Ker
Probe: BBHA9120D_1GHz_18GHz	Polarity: Vertical
EUT: Wi-Fi AP 4x4 OD small omni antenna US	Power: AC 120V/60Hz
Test Mode: Transmit by 802.11a at channel 5500MHz Ant 0	

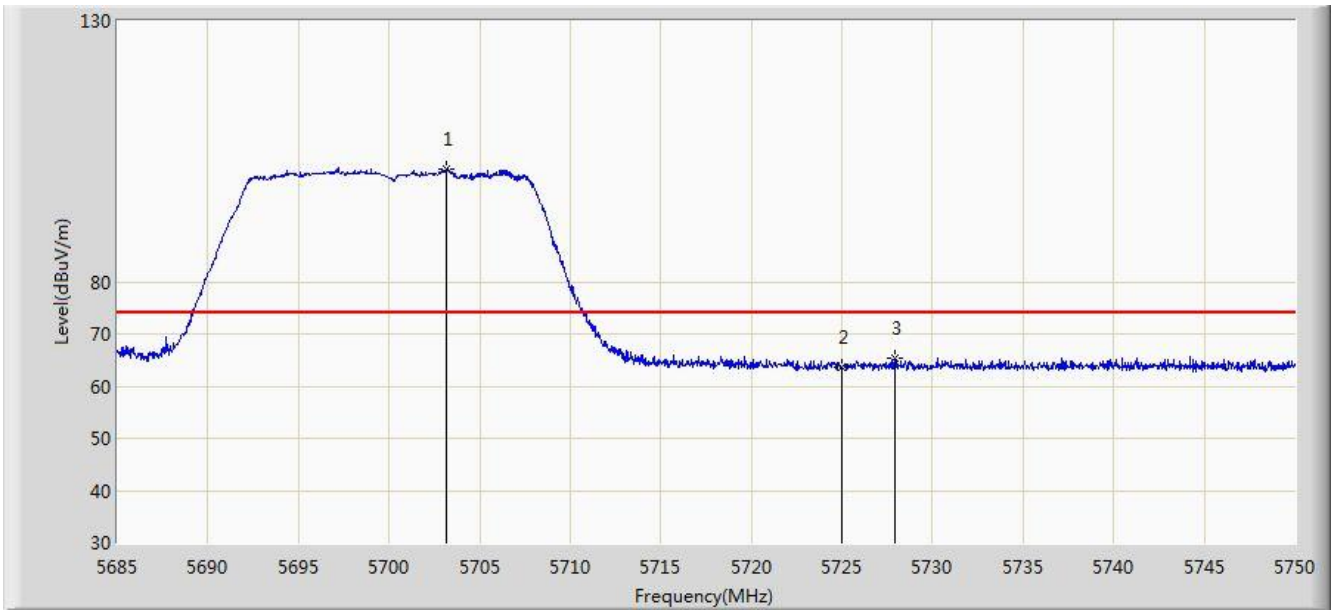


No	Flag	Mark	Frequency (MHz)	Measure Level (dBuV/m)	Reading Level (dBuV)	Margin (dB)	Limit (dBuV/m)	Factor (dB)	Type
1			5460.000	50.201	10.565	-3.799	54.000	39.636	AV
2		*	5503.035	95.976	56.260	N/A	N/A	39.716	AV

Note: Measure Level (dB μ V/m) = Reading Level (dB μ V) + Factor (dB)

Factor (dB) = Cable Loss (dB) + Antenna Factor (dB/m).

Site: AC1	Time: 2017/03/21 - 14:23
Limit: FCC_Part15.209_RE(3m)	Engineer: Kevin Ker
Probe: BBHA9120D_1GHz_18GHz	Polarity: Horizontal
EUT: Wi-Fi AP 4x4 OD small omni antenna US	Power: AC 120V/60Hz
Test Mode: Transmit by 802.11a at channel 5700MHz Ant 0	

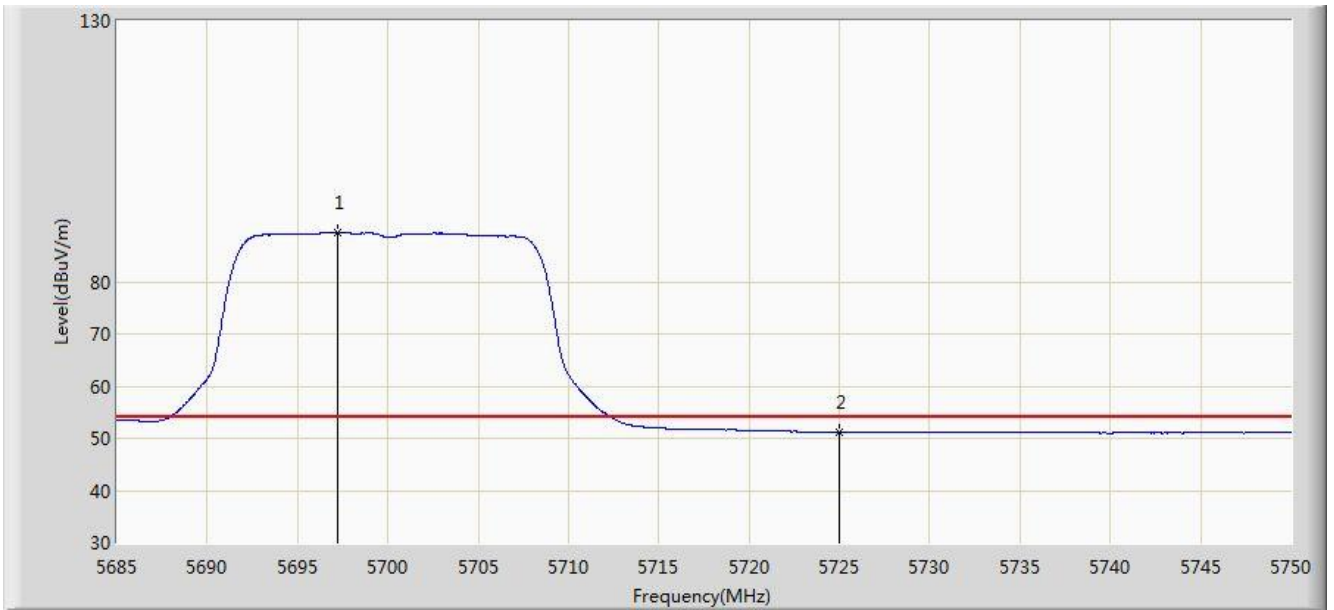


No	Flag	Mark	Frequency (MHz)	Measure Level (dBuV/m)	Reading Level (dBuV)	Margin (dB)	Limit (dBuV/m)	Factor (dB)	Type
1		*	5703.200	101.498	61.429	N/A	N/A	40.069	PK
2			5725.000	63.608	23.444	-10.392	74.000	40.164	PK
3			5727.900	65.404	25.227	-8.596	74.000	40.177	PK

Note: Measure Level (dB μ V/m) = Reading Level (dB μ V) + Factor (dB)

Factor (dB) = Cable Loss (dB) + Antenna Factor (dB/m).

Site: AC1	Time: 2017/03/21 - 14:26
Limit: FCC_Part15.209_RE(3m)	Engineer: Kevin Ker
Probe: BBHA9120D_1GHz_18GHz	Polarity: Horizontal
EUT: Wi-Fi AP 4x4 OD small omni antenna US	Power: AC 120V/60Hz
Test Mode: Transmit by 802.11a at channel 5700MHz Ant 0	

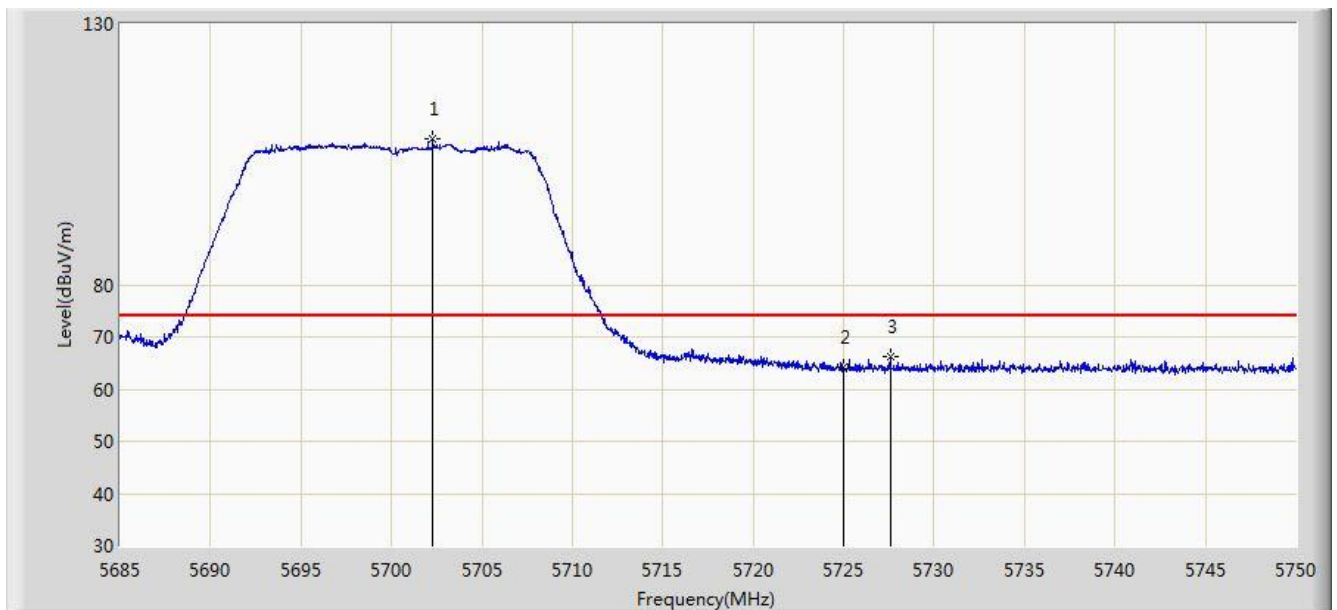


No	Flag	Mark	Frequency (MHz)	Measure Level (dBuV/m)	Reading Level (dBuV)	Margin (dB)	Limit (dBuV/m)	Factor (dB)	Type
1		*	5697.220	89.376	49.329	N/A	N/A	40.047	AV
2			5725.000	51.145	10.981	-2.855	54.000	40.164	AV

Note: Measure Level (dBμV/m) = Reading Level (dBμV) + Factor (dB)

Factor (dB) = Cable Loss (dB) + Antenna Factor (dB/m).

Site: AC1	Time: 2017/03/21 - 14:27
Limit: FCC_Part15.209_RE(3m)	Engineer: Kevin Ker
Probe: BBHA9120D_1GHz_18GHz	Polarity: Vertical
EUT: Wi-Fi AP 4x4 OD small omni antenna US	Power: AC 120V/60Hz
Test Mode: Transmit by 802.11a at channel 5700MHz Ant 0	

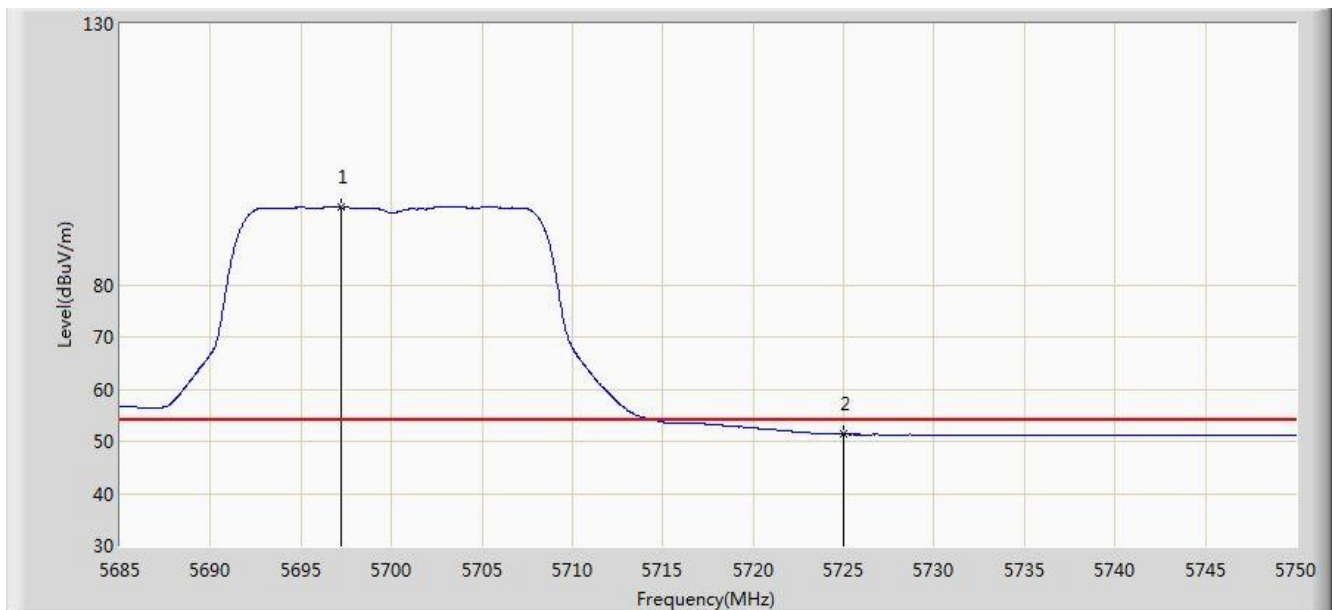


No	Flag	Mark	Frequency (MHz)	Measure Level (dBuV/m)	Reading Level (dBuV)	Margin (dB)	Limit (dBuV/m)	Factor (dB)	Type
1		*	5702.290	107.928	67.863	N/A	N/A	40.065	PK
2			5725.000	64.300	24.136	-9.700	74.000	40.164	PK
3			5727.575	66.088	25.912	-7.912	74.000	40.176	PK

Note: Measure Level (dB μ V/m) = Reading Level (dB μ V) + Factor (dB)

Factor (dB) = Cable Loss (dB) + Antenna Factor (dB/m).

Site: AC1	Time: 2017/03/21 - 14:28
Limit: FCC_Part15.209_RE(3m)	Engineer: Kevin Ker
Probe: BBHA9120D_1GHz_18GHz	Polarity: Vertical
EUT: Wi-Fi AP 4x4 OD small omni antenna US	Power: AC 120V/60Hz
Test Mode: Transmit by 802.11a at channel 5700MHz Ant 0	

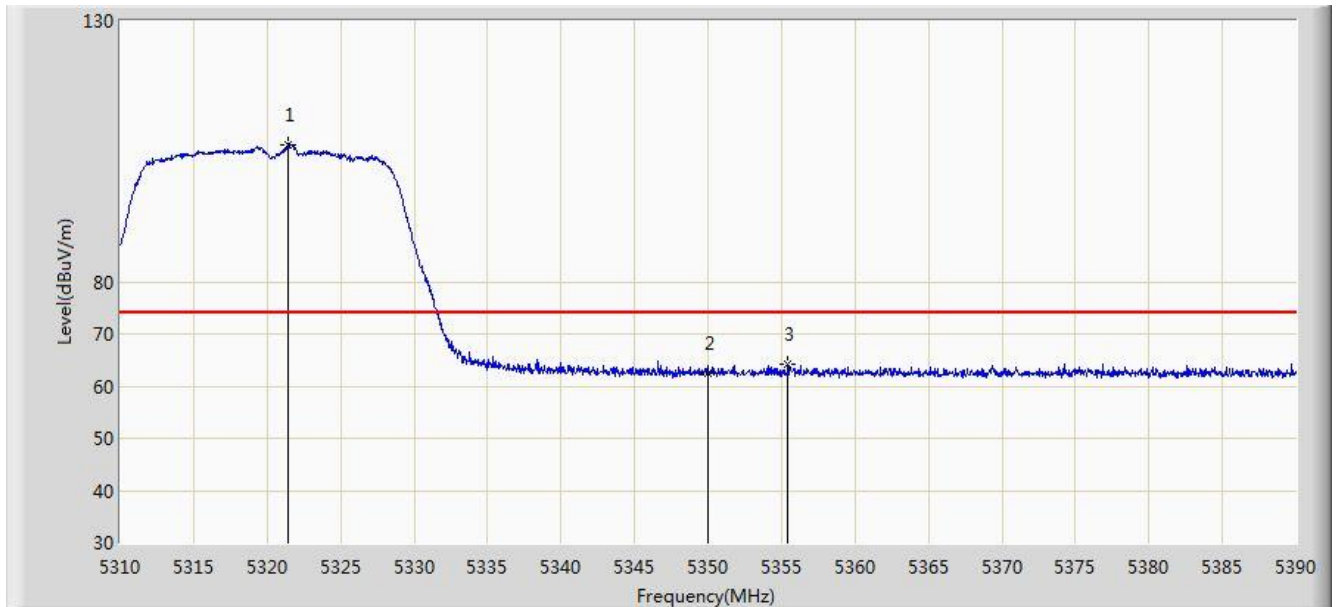


No	Flag	Mark	Frequency (MHz)	Measure Level (dBuV/m)	Reading Level (dBuV)	Margin (dB)	Limit (dBuV/m)	Factor (dB)	Type
1		*	5697.187	94.822	54.775	N/A	N/A	40.047	AV
2			5725.000	51.346	11.182	-2.654	54.000	40.164	AV

Note: Measure Level (dB μ V/m) = Reading Level (dB μ V) + Factor (dB)

Factor (dB) = Cable Loss (dB) + Antenna Factor (dB/m).

Site: AC1	Time: 2017/03/21 - 15:25
Limit: FCC_Part15.209_RE(3m)	Engineer: Kevin Ker
Probe: BBHA9120D_1GHz_18GHz	Polarity: Horizontal
EUT: Wi-Fi AP 4x4 OD small omni antenna US	Power: AC 120V/60Hz
Test Mode: Transmit by 802.11n-HT20 at channel 5320MHz Ant 0	

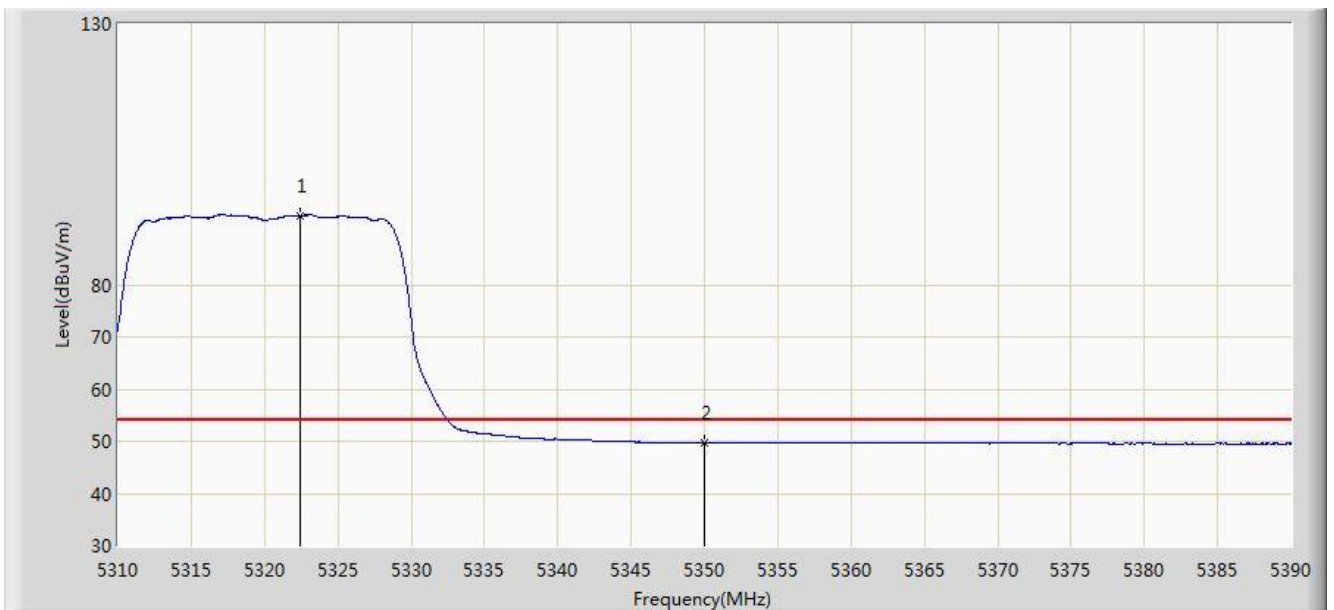


No	Flag	Mark	Frequency (MHz)	Measure Level (dBuV/m)	Reading Level (dBuV)	Margin (dB)	Limit (dBuV/m)	Factor (dB)	Type
1		*	5321.400	106.363	67.115	N/A	N/A	39.248	PK
2			5350.000	62.485	23.160	-11.515	74.000	39.324	PK
3			5355.440	64.097	24.758	-9.903	74.000	39.339	PK

Note: Measure Level (dB μ V/m) = Reading Level (dB μ V) + Factor (dB)

Factor (dB) = Cable Loss (dB) + Antenna Factor (dB/m).

Site: AC1	Time: 2017/03/21 - 15:28
Limit: FCC_Part15.209_RE(3m)	Engineer: Kevin Ker
Probe: BBHA9120D_1GHz_18GHz	Polarity: Horizontal
EUT: Wi-Fi AP 4x4 OD small omni antenna US	Power: AC 120V/60Hz
Test Mode: Transmit by 802.11n-HT20 at channel 5320MHz Ant 0	

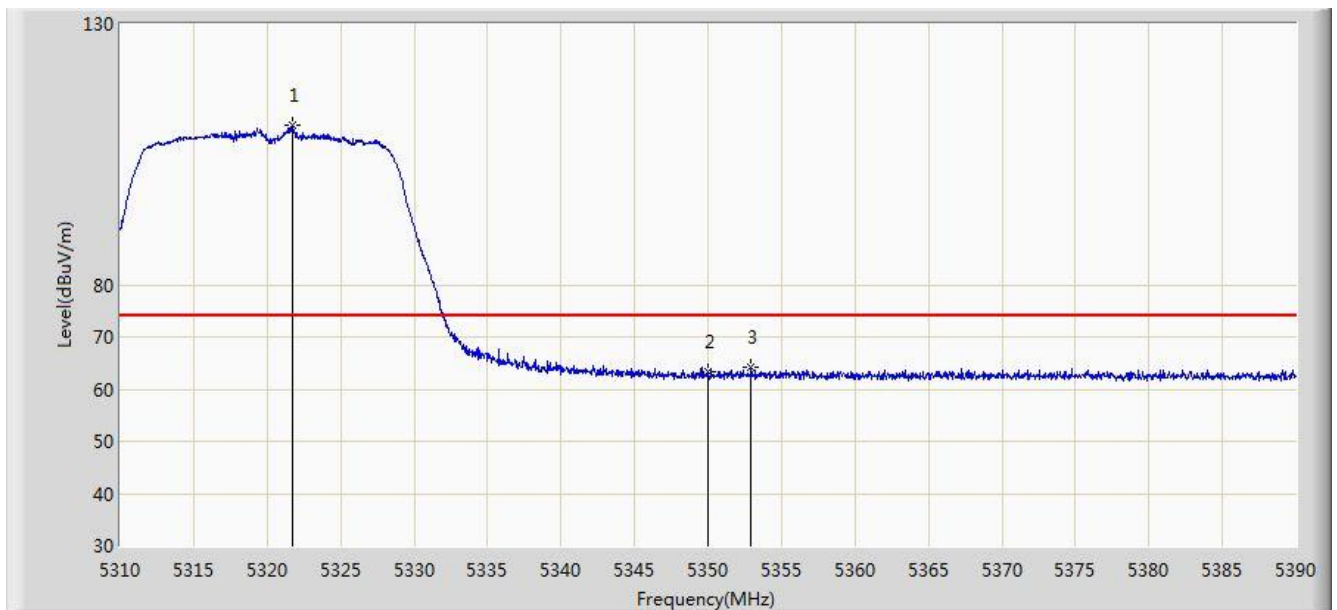


No	Flag	Mark	Frequency (MHz)	Measure Level (dBuV/m)	Reading Level (dBuV)	Margin (dB)	Limit (dBuV/m)	Factor (dB)	Type
1		*	5322.400	93.229	53.978	N/A	N/A	39.251	AV
2			5350.000	49.751	10.426	-4.249	54.000	39.324	AV

Note: Measure Level (dB μ V/m) = Reading Level (dB μ V) + Factor (dB)

Factor (dB) = Cable Loss (dB) + Antenna Factor (dB/m).

Site: AC1	Time: 2017/03/21 - 15:29
Limit: FCC_Part15.209_RE(3m)	Engineer: Kevin Ker
Probe: BBHA9120D_1GHz_18GHz	Polarity: Vertical
EUT: Wi-Fi AP 4x4 OD small omni antenna US	Power: AC 120V/60Hz
Test Mode: Transmit by 802.11n-HT20 at channel 5320MHz Ant 0	

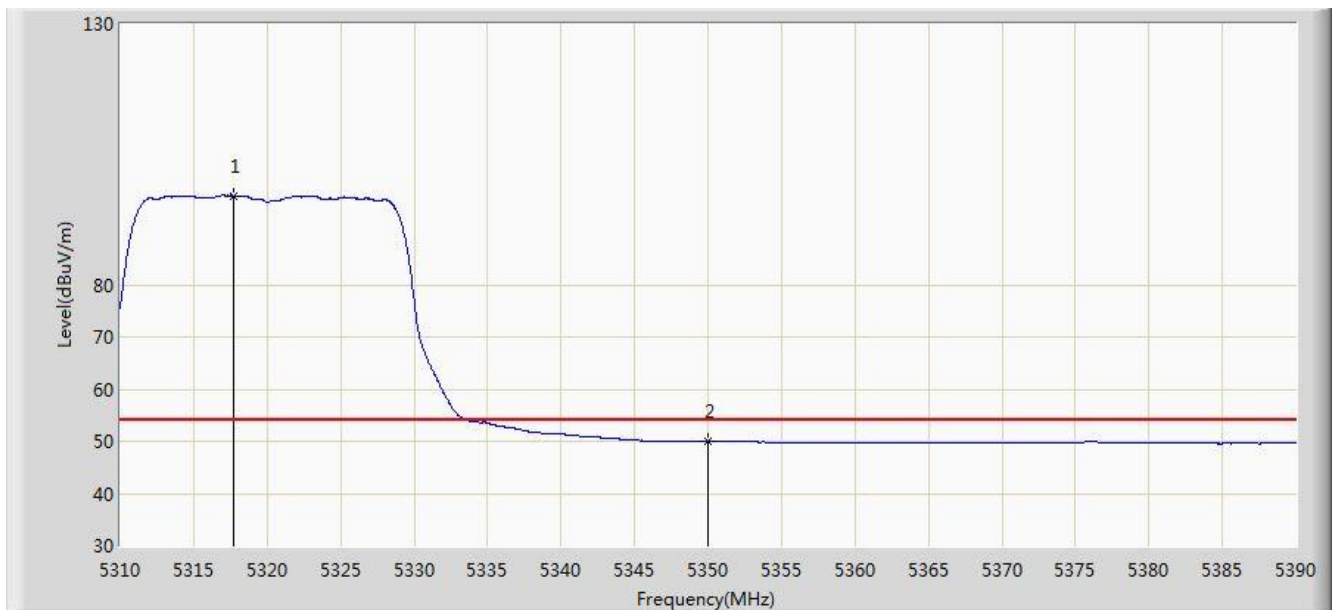


No	Flag	Mark	Frequency (MHz)	Measure Level (dBuV/m)	Reading Level (dBuV)	Margin (dB)	Limit (dBuV/m)	Factor (dB)	Type
1		*	5321.680	110.517	71.268	N/A	N/A	39.249	PK
2			5350.000	63.306	23.981	-10.694	74.000	39.324	PK
3			5352.920	64.163	24.831	-9.837	74.000	39.333	PK

Note: Measure Level (dB μ V/m) = Reading Level (dB μ V) + Factor (dB)

Factor (dB) = Cable Loss (dB) + Antenna Factor (dB/m).

Site: AC1	Time: 2017/03/21 - 15:30
Limit: FCC_Part15.209_RE(3m)	Engineer: Kevin Ker
Probe: BBHA9120D_1GHz_18GHz	Polarity: Vertical
EUT: Wi-Fi AP 4x4 OD small omni antenna US	Power: AC 120V/60Hz
Test Mode: Transmit by 802.11n-HT20 at channel 5320MHz Ant 0	

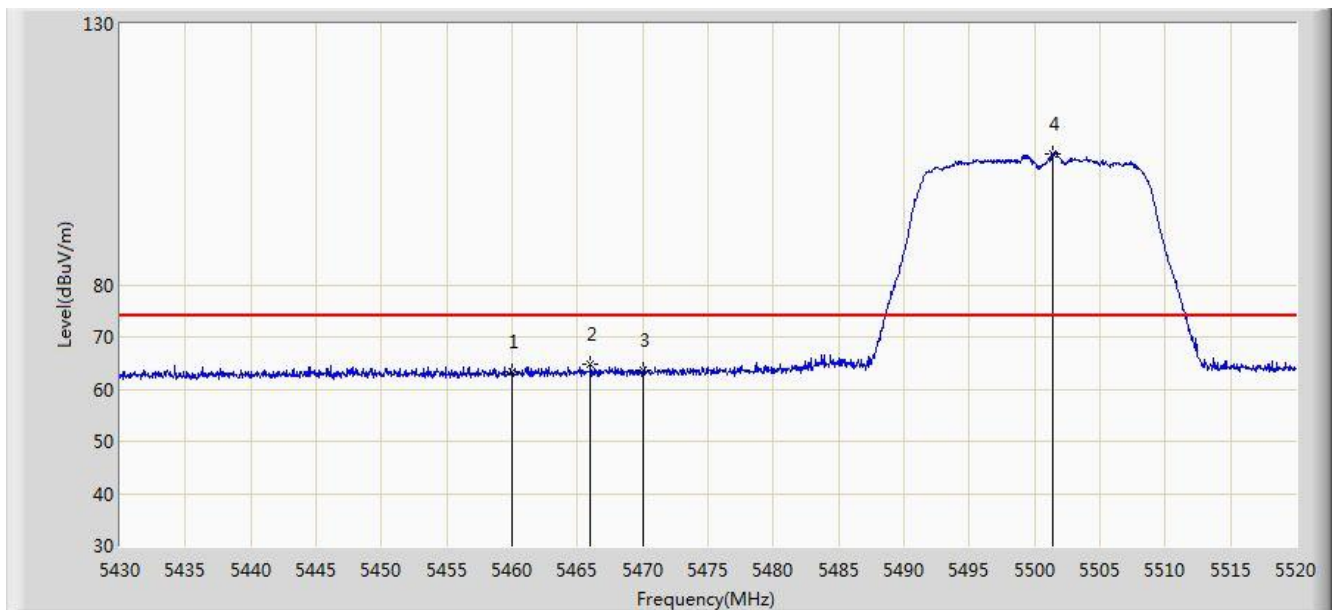


No	Flag	Mark	Frequency (MHz)	Measure Level (dBuV/m)	Reading Level (dBuV)	Margin (dB)	Limit (dBuV/m)	Factor (dB)	Type
1		*	5317.680	97.092	57.854	N/A	N/A	39.238	AV
2			5350.000	49.911	10.586	-4.089	54.000	39.324	AV

Note: Measure Level (dB μ V/m) = Reading Level (dB μ V) + Factor (dB)

Factor (dB) = Cable Loss (dB) + Antenna Factor (dB/m).

Site: AC1	Time: 2017/03/21 - 15:31
Limit: FCC_Part15.209_RE(3m)	Engineer: Kevin Ker
Probe: BBHA9120D_1GHz_18GHz	Polarity: Horizontal
EUT: Wi-Fi AP 4x4 OD small omni antenna US	Power: AC 120V/60Hz
Test Mode: Transmit by 802.11n-HT20 at channel 5500MHz Ant 0	

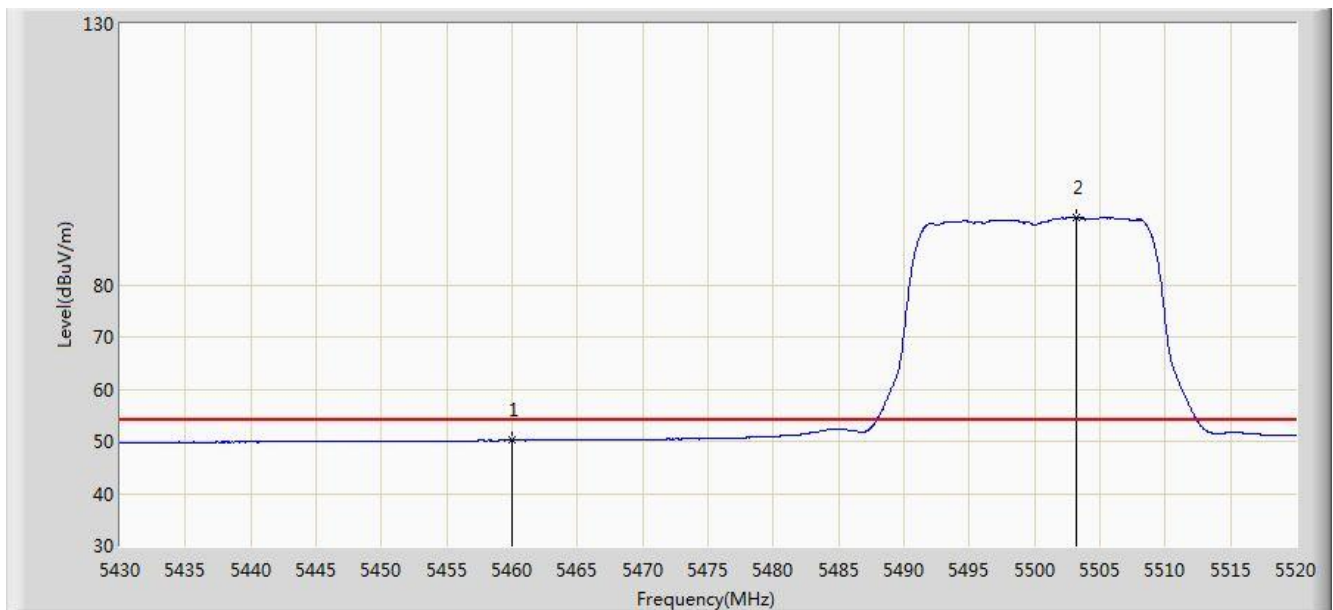


No	Flag	Mark	Frequency (MHz)	Measure Level (dBuV/m)	Reading Level (dBuV)	Margin (dB)	Limit (dBuV/m)	Factor (dB)	Type
1			5460.000	63.392	23.756	-10.608	74.000	39.636	PK
2			5466.000	64.708	25.061	-9.292	74.000	39.647	PK
3			5470.000	63.579	23.925	-10.421	74.000	39.654	PK
4		*	5501.370	105.092	65.379	N/A	N/A	39.712	PK

Note: Measure Level (dB μ V/m) = Reading Level (dB μ V) + Factor (dB)

Factor (dB) = Cable Loss (dB) + Antenna Factor (dB/m).

Site: AC1	Time: 2017/03/21 - 15:34
Limit: FCC_Part15.209_RE(3m)	Engineer: Kevin Ker
Probe: BBHA9120D_1GHz_18GHz	Polarity: Horizontal
EUT: Wi-Fi AP 4x4 OD small omni antenna US	Power: AC 120V/60Hz
Test Mode: Transmit by 802.11n-HT20 at channel 5500MHz Ant 0	

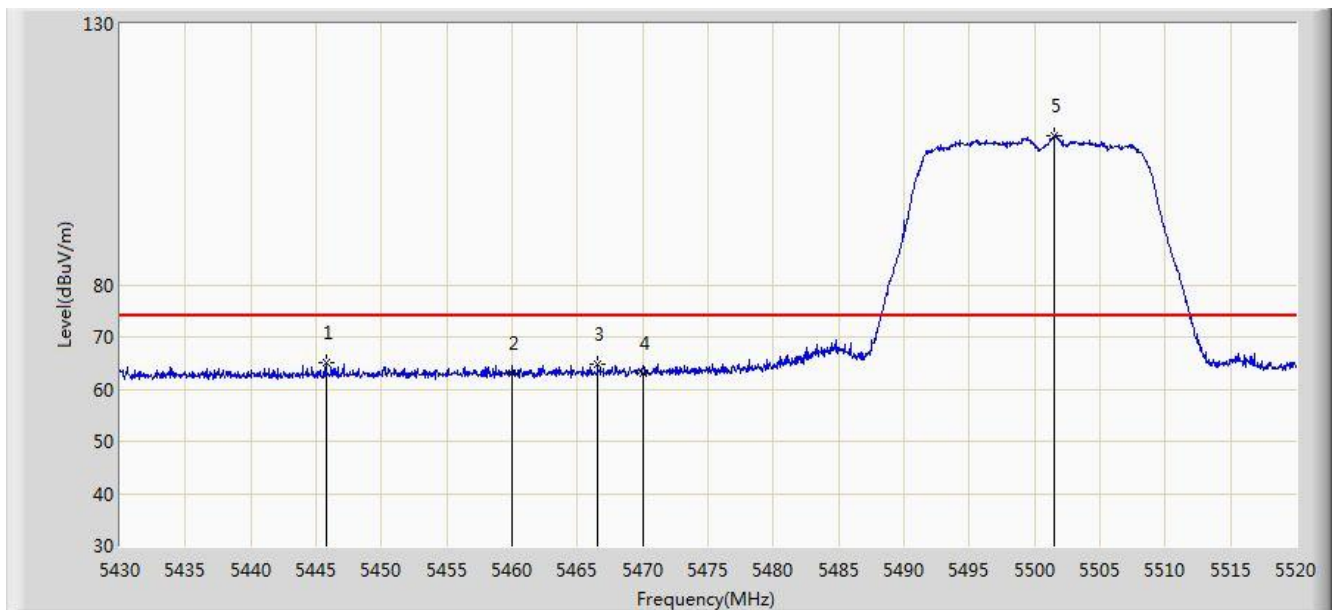


No	Flag	Mark	Frequency (MHz)	Measure Level (dBuV/m)	Reading Level (dBuV)	Margin (dB)	Limit (dBuV/m)	Factor (dB)	Type
1			5460.000	50.201	10.565	-3.799	54.000	39.636	AV
2		*	5503.170	92.932	53.216	N/A	N/A	39.716	AV

Note: Measure Level (dBμV/m) = Reading Level (dBμV) + Factor (dB)

Factor (dB) = Cable Loss (dB) + Antenna Factor (dB/m).

Site: AC1	Time: 2017/03/21 - 15:35
Limit: FCC_Part15.209_RE(3m)	Engineer: Kevin Ker
Probe: BBHA9120D_1GHz_18GHz	Polarity: Vertical
EUT: Wi-Fi AP 4x4 OD small omni antenna US	Power: AC 120V/60Hz
Test Mode: Transmit by 802.11n-HT20 at channel 5500MHz Ant 0	

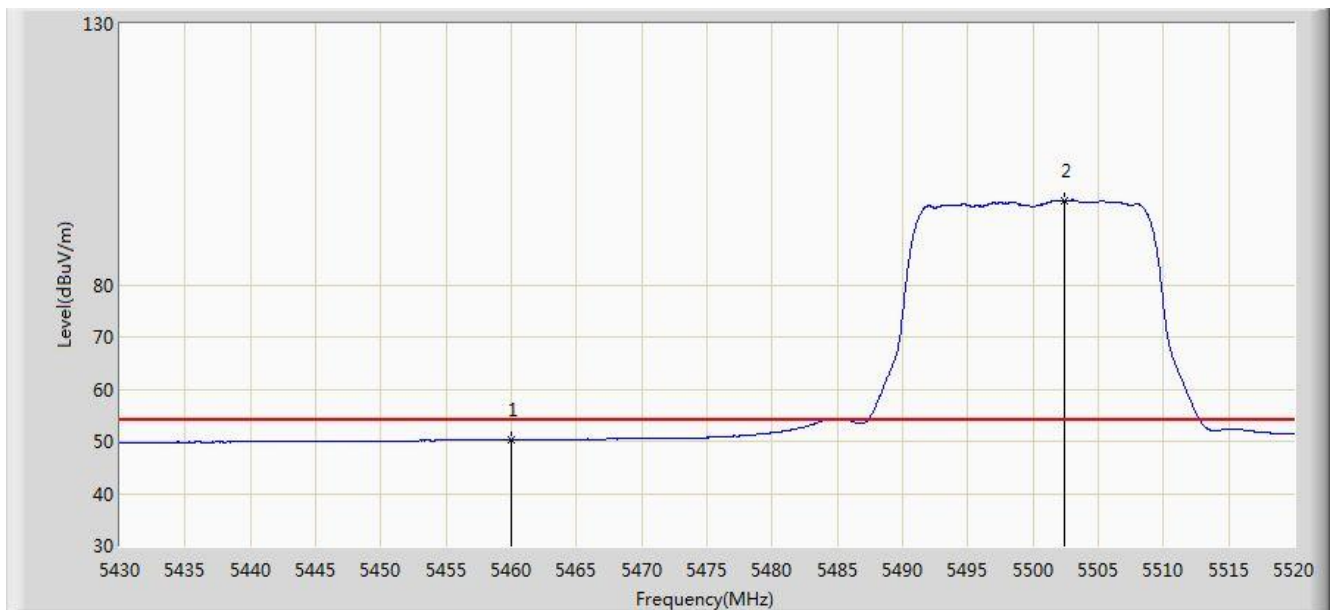


No	Flag	Mark	Frequency (MHz)	Measure Level (dBuV/m)	Reading Level (dBuV)	Margin (dB)	Limit (dBuV/m)	Factor (dB)	Type
1			5445.750	65.052	25.451	-8.948	74.000	39.601	PK
2			5460.000	63.041	23.405	-10.959	74.000	39.636	PK
3			5466.540	64.795	25.147	-9.205	74.000	39.648	PK
4			5470.000	63.002	23.348	-10.998	74.000	39.654	PK
5		*	5501.550	108.565	68.852	N/A	N/A	39.714	PK

Note: Measure Level (dB μ V/m) = Reading Level (dB μ V) + Factor (dB)

Factor (dB) = Cable Loss (dB) + Antenna Factor (dB/m).

Site: AC1	Time: 2017/03/21 - 15:37
Limit: FCC_Part15.209_RE(3m)	Engineer: Kevin Ker
Probe: BBHA9120D_1GHz_18GHz	Polarity: Vertical
EUT: Wi-Fi AP 4x4 OD small omni antenna US	Power: AC 120V/60Hz
Test Mode: Transmit by 802.11n-HT20 at channel 5500MHz Ant 0	

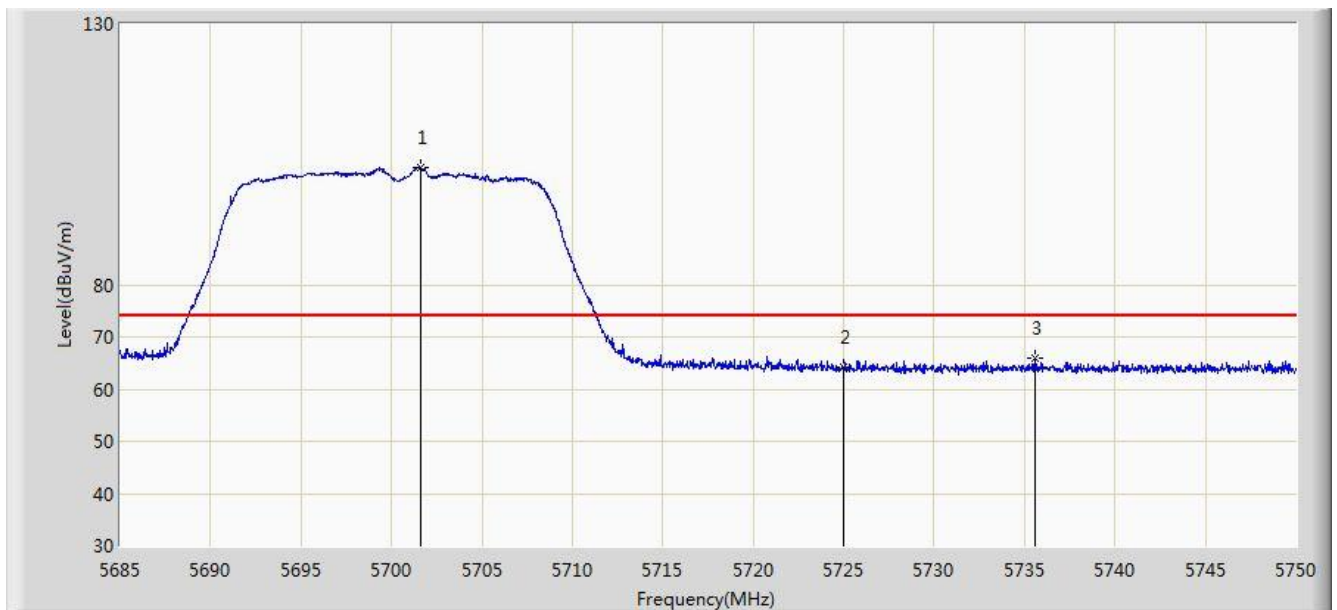


No	Flag	Mark	Frequency (MHz)	Measure Level (dBuV/m)	Reading Level (dBuV)	Margin (dB)	Limit (dBuV/m)	Factor (dB)	Type
1			5460.000	50.302	10.666	-3.698	54.000	39.636	AV
2		*	5502.450	96.027	56.312	N/A	N/A	39.714	AV

Note: Measure Level (dBuV/m) = Reading Level (dBuV) + Factor (dB)

Factor (dB) = Cable Loss (dB) + Antenna Factor (dB/m).

Site: AC1	Time: 2017/03/21 - 15:38
Limit: FCC_Part15.209_RE(3m)	Engineer: Kevin Ker
Probe: BBHA9120D_1GHz_18GHz	Polarity: Horizontal
EUT: Wi-Fi AP 4x4 OD small omni antenna US	Power: AC 120V/60Hz
Test Mode: Transmit by 802.11n-HT20 at channel 5700MHz Ant 0	

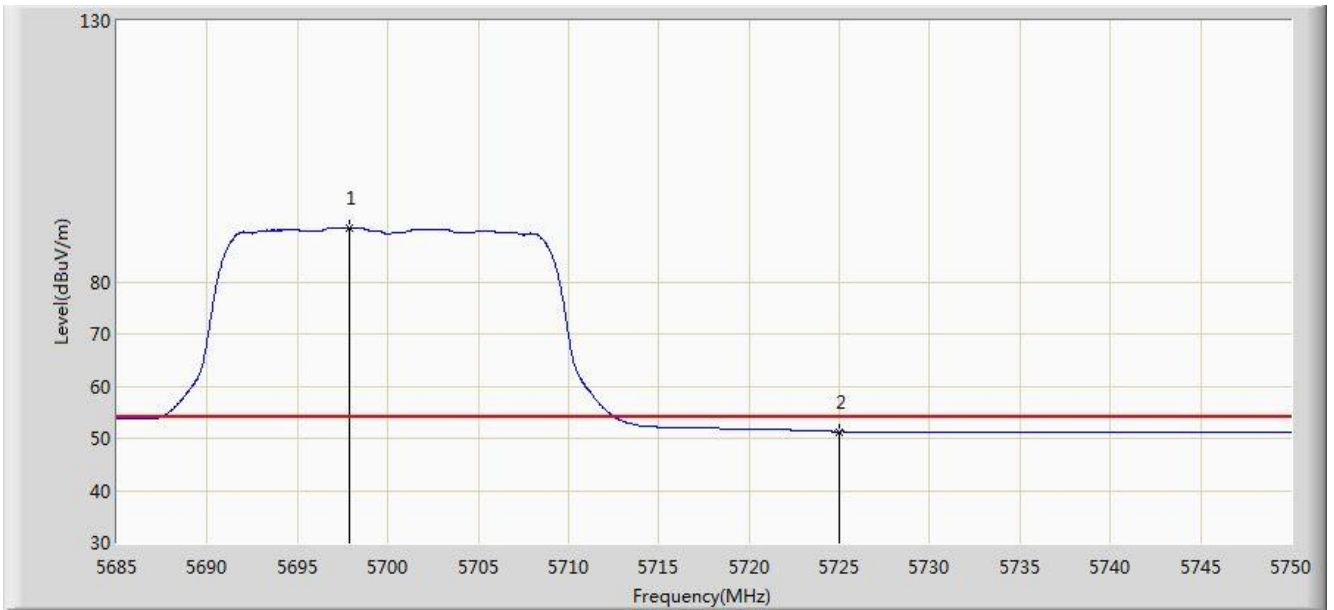


No	Flag	Mark	Frequency (MHz)	Measure Level (dBuV/m)	Reading Level (dBuV)	Margin (dB)	Limit (dBuV/m)	Factor (dB)	Type
1		*	5701.607	102.585	62.522	N/A	N/A	40.063	PK
2			5725.000	64.199	24.035	-9.801	74.000	40.164	PK
3			5735.570	66.084	25.871	-7.916	74.000	40.213	PK

Note: Measure Level (dB μ V/m) = Reading Level (dB μ V) + Factor (dB)

Factor (dB) = Cable Loss (dB) + Antenna Factor (dB/m).

Site: AC1	Time: 2017/03/21 - 15:40
Limit: FCC_Part15.209_RE(3m)	Engineer: Kevin Ker
Probe: BBHA9120D_1GHz_18GHz	Polarity: Horizontal
EUT: Wi-Fi AP 4x4 OD small omni antenna US	Power: AC 120V/60Hz
Test Mode: Transmit by 802.11n-HT20 at channel 5700MHz Ant 0	

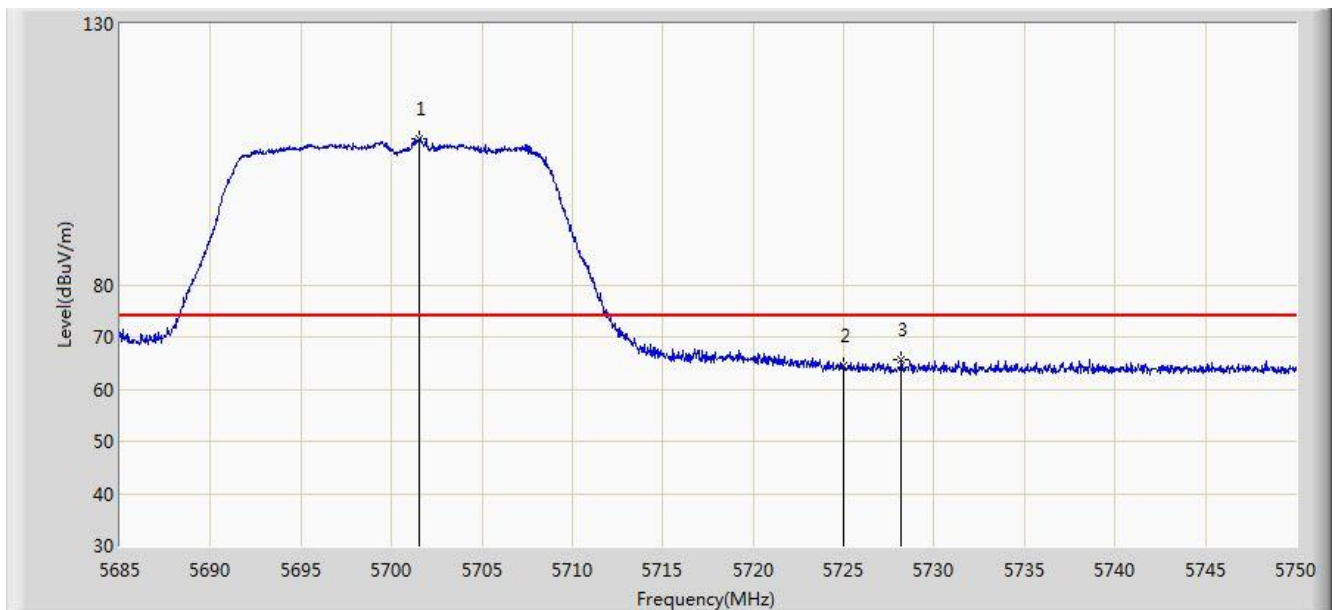


No	Flag	Mark	Frequency (MHz)	Measure Level (dBuV/m)	Reading Level (dBuV)	Margin (dB)	Limit (dBuV/m)	Factor (dB)	Type
1		*	5697.902	90.217	50.167	N/A	N/A	40.049	AV
2			5725.000	51.293	11.129	-2.707	54.000	40.164	AV

Note: Measure Level (dBμV/m) = Reading Level (dBμV) + Factor (dB)

Factor (dB) = Cable Loss (dB) + Antenna Factor (dB/m).

Site: AC1	Time: 2017/03/21 - 15:41
Limit: FCC_Part15.209_RE(3m)	Engineer: Kevin Ker
Probe: BBHA9120D_1GHz_18GHz	Polarity: Vertical
EUT: Wi-Fi AP 4x4 OD small omni antenna US	Power: AC 120V/60Hz
Test Mode: Transmit by 802.11n-HT20 at channel 5700MHz Ant 0	

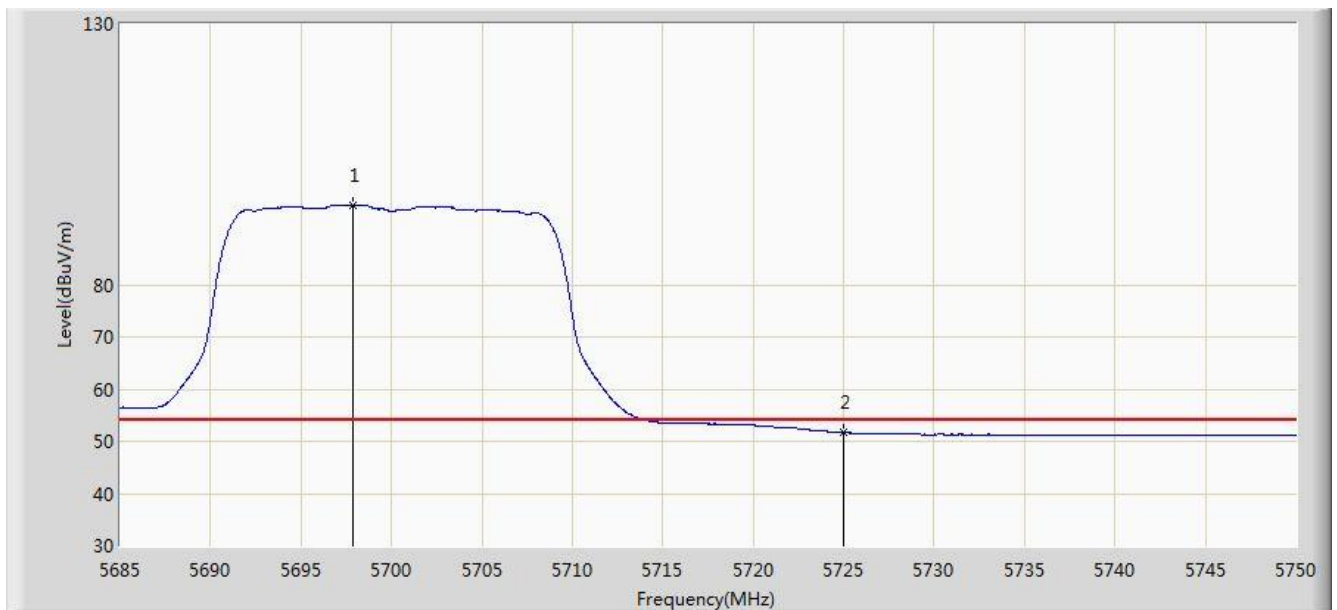


No	Flag	Mark	Frequency (MHz)	Measure Level (dBuV/m)	Reading Level (dBuV)	Margin (dB)	Limit (dBuV/m)	Factor (dB)	Type
1		*	5701.575	107.948	67.885	N/A	N/A	40.062	PK
2			5725.000	64.416	24.252	-9.584	74.000	40.164	PK
3			5728.192	65.658	25.479	-8.342	74.000	40.178	PK

Note: Measure Level (dB μ V/m) = Reading Level (dB μ V) + Factor (dB)

Factor (dB) = Cable Loss (dB) + Antenna Factor (dB/m).

Site: AC1	Time: 2017/03/21 - 15:42
Limit: FCC_Part15.209_RE(3m)	Engineer: Kevin Ker
Probe: BBHA9120D_1GHz_18GHz	Polarity: Vertical
EUT: Wi-Fi AP 4x4 OD small omni antenna US	Power: AC 120V/60Hz
Test Mode: Transmit by 802.11n-HT20 at channel 5700MHz Ant 0	

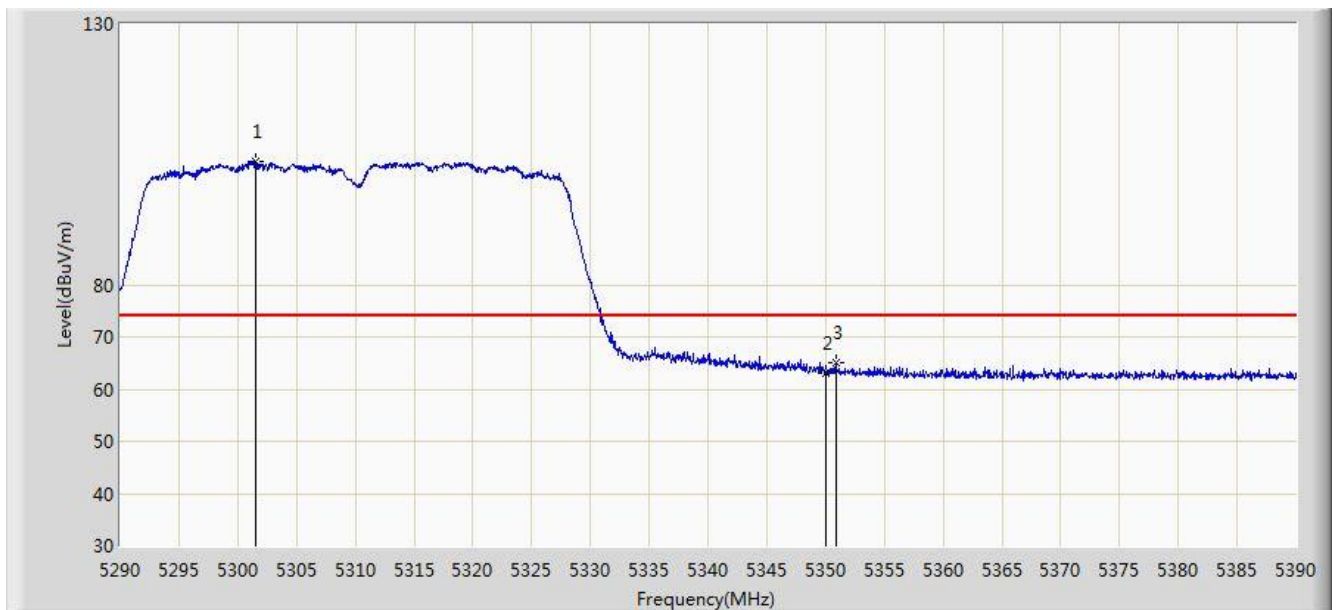


No	Flag	Mark	Frequency (MHz)	Measure Level (dBuV/m)	Reading Level (dBuV)	Margin (dB)	Limit (dBuV/m)	Factor (dB)	Type
1		*	5697.902	95.179	55.129	N/A	N/A	40.049	AV
2			5725.000	51.674	11.510	-2.326	54.000	40.164	AV

Note: Measure Level (dB μ V/m) = Reading Level (dB μ V) + Factor (dB)

Factor (dB) = Cable Loss (dB) + Antenna Factor (dB/m).

Site: AC1	Time: 2017/03/21 - 16:00
Limit: FCC_Part15.209_RE(3m)	Engineer: Kevin Ker
Probe: BBHA9120D_1GHz_18GHz	Polarity: Horizontal
EUT: Wi-Fi AP 4x4 OD small omni antenna US	Power: AC 120V/60Hz
Test Mode: Transmit by 802.11n-HT40 at channel 5310MHz Ant 0	

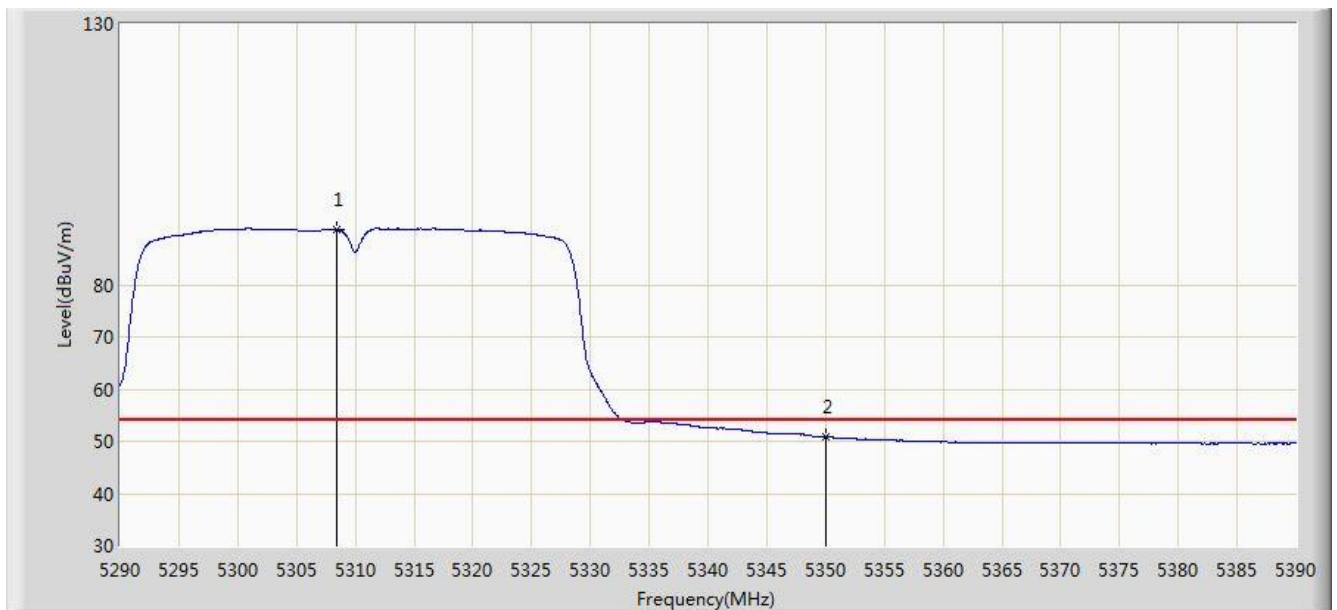


No	Flag	Mark	Frequency (MHz)	Measure Level (dBuV/m)	Reading Level (dBuV)	Margin (dB)	Limit (dBuV/m)	Factor (dB)	Type
1		*	5301.500	103.573	64.377	N/A	N/A	39.196	PK
2			5350.000	63.037	23.712	-10.963	74.000	39.324	PK
3			5350.900	65.000	25.673	-9.000	74.000	39.327	PK

Note: Measure Level (dB μ V/m) = Reading Level (dB μ V) + Factor (dB)

Factor (dB) = Cable Loss (dB) + Antenna Factor (dB/m).

Site: AC1	Time: 2017/03/21 - 16:03
Limit: FCC_Part15.209_RE(3m)	Engineer: Kevin Ker
Probe: BBHA9120D_1GHz_18GHz	Polarity: Horizontal
EUT: Wi-Fi AP 4x4 OD small omni antenna US	Power: AC 120V/60Hz
Test Mode: Transmit by 802.11n-HT40 at channel 5310MHz Ant 0	

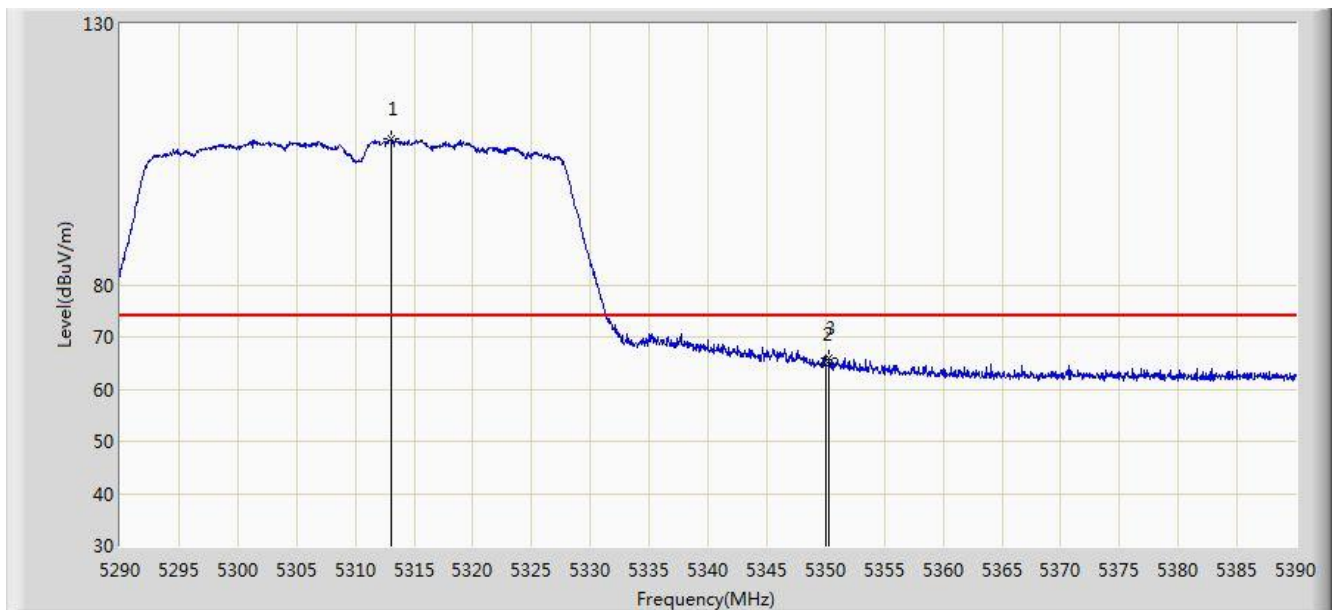


No	Flag	Mark	Frequency (MHz)	Measure Level (dBuV/m)	Reading Level (dBuV)	Margin (dB)	Limit (dBuV/m)	Factor (dB)	Type
1		*	5308.450	90.592	51.378	N/A	N/A	39.214	AV
2			5350.000	50.810	11.485	-3.190	54.000	39.324	AV

Note: Measure Level (dB μ V/m) = Reading Level (dB μ V) + Factor (dB)

Factor (dB) = Cable Loss (dB) + Antenna Factor (dB/m).

Site: AC1	Time: 2017/03/21 - 16:04
Limit: FCC_Part15.209_RE(3m)	Engineer: Kevin Ker
Probe: BBHA9120D_1GHz_18GHz	Polarity: Vertical
EUT: Wi-Fi AP 4x4 OD small omni antenna US	Power: AC 120V/60Hz
Test Mode: Transmit by 802.11n-HT40 at channel 5310MHz Ant 0	

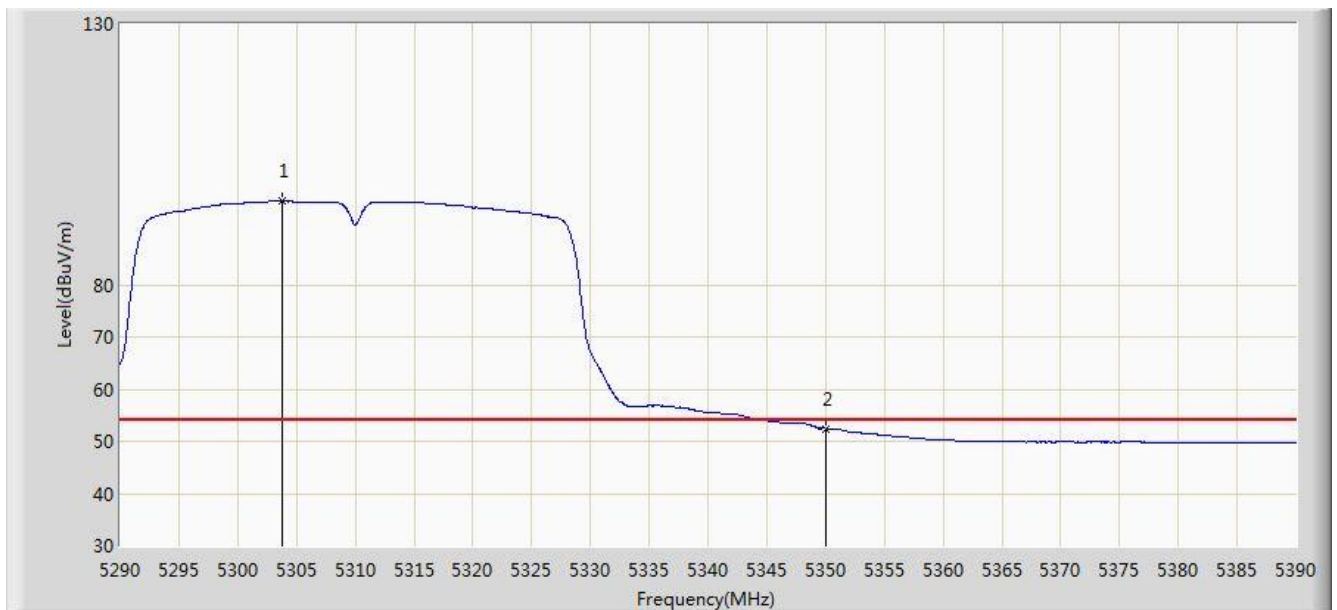


No	Flag	Mark	Frequency (MHz)	Measure Level (dBuV/m)	Reading Level (dBuV)	Margin (dB)	Limit (dBuV/m)	Factor (dB)	Type
1		*	5313.100	107.924	68.698	N/A	N/A	39.226	PK
2			5350.000	64.668	25.343	-9.332	74.000	39.324	PK
3			5350.300	65.851	26.526	-8.149	74.000	39.326	PK

Note: Measure Level (dB μ V/m) = Reading Level (dB μ V) + Factor (dB)

Factor (dB) = Cable Loss (dB) + Antenna Factor (dB/m).

Site: AC1	Time: 2017/03/21 - 16:06
Limit: FCC_Part15.209_RE(3m)	Engineer: Kevin Ker
Probe: BBHA9120D_1GHz_18GHz	Polarity: Vertical
EUT: Wi-Fi AP 4x4 OD small omni antenna US	Power: AC 120V/60Hz
Test Mode: Transmit by 802.11n-HT40 at channel 5310MHz Ant 0	

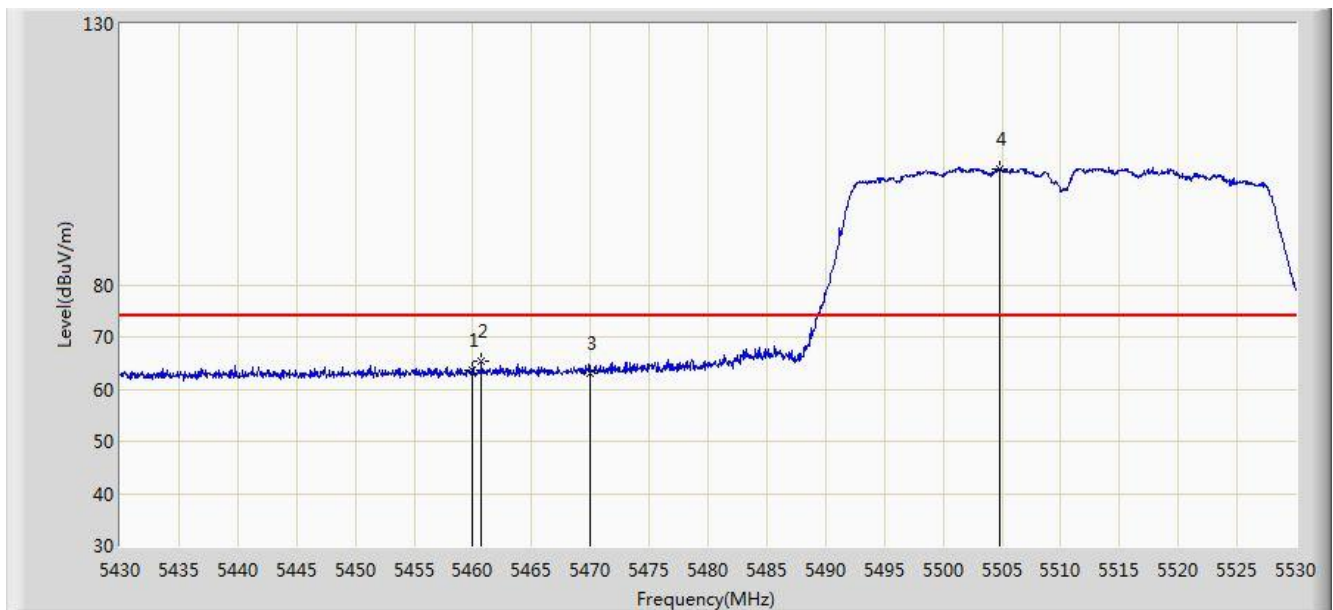


No	Flag	Mark	Frequency (MHz)	Measure Level (dBuV/m)	Reading Level (dBuV)	Margin (dB)	Limit (dBuV/m)	Factor (dB)	Type
1		*	5303.800	95.996	56.794	N/A	N/A	39.202	AV
2			5350.000	52.423	13.098	-1.577	54.000	39.324	AV

Note: Measure Level (dB μ V/m) = Reading Level (dB μ V) + Factor (dB)

Factor (dB) = Cable Loss (dB) + Antenna Factor (dB/m).

Site: AC1	Time: 2017/03/21 - 16:07
Limit: FCC_Part15.209_RE(3m)	Engineer: Kevin Ker
Probe: BBHA9120D_1GHz_18GHz	Polarity: Horizontal
EUT: Wi-Fi AP 4x4 OD small omni antenna US	Power: AC 120V/60Hz
Test Mode: Transmit by 802.11n-HT40 at channel 5510MHz Ant 0	

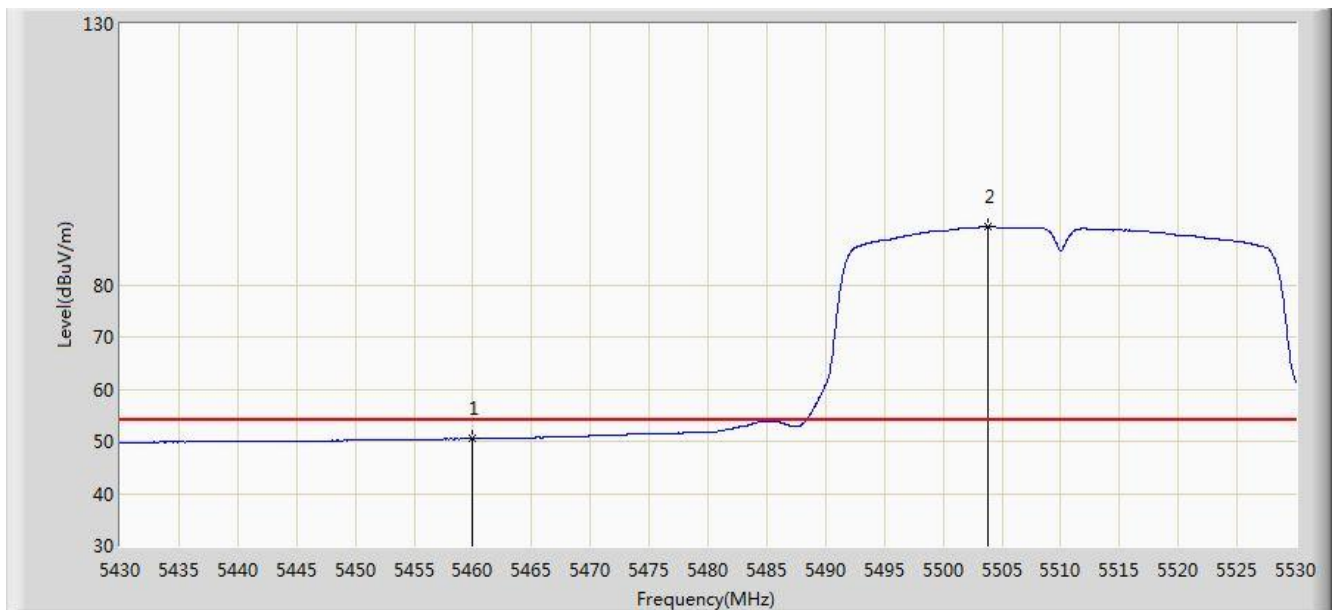


No	Flag	Mark	Frequency (MHz)	Measure Level (dBuV/m)	Reading Level (dBuV)	Margin (dB)	Limit (dBuV/m)	Factor (dB)	Type
1			5460.000	63.681	24.045	-10.319	74.000	39.636	PK
2			5460.750	65.461	25.824	-8.539	74.000	39.638	PK
3			5470.000	63.101	23.447	-10.899	74.000	39.654	PK
4		*	5504.750	102.249	62.530	N/A	N/A	39.719	PK

Note: Measure Level (dBuV/m) = Reading Level (dBuV) + Factor (dB)

Factor (dB) = Cable Loss (dB) + Antenna Factor (dB/m).

Site: AC1	Time: 2017/03/21 - 16:10
Limit: FCC_Part15.209_RE(3m)	Engineer: Kevin Ker
Probe: BBHA9120D_1GHz_18GHz	Polarity: Horizontal
EUT: Wi-Fi AP 4x4 OD small omni antenna US	Power: AC 120V/60Hz
Test Mode: Transmit by 802.11n-HT40 at channel 5510MHz Ant 0	

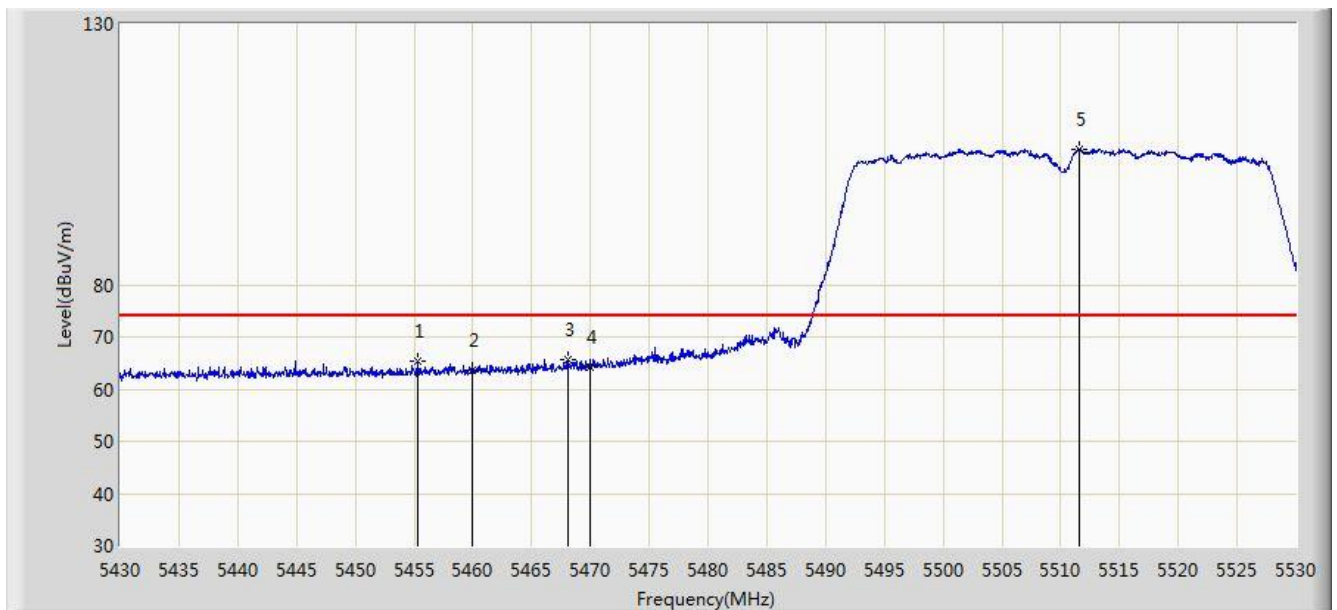


No	Flag	Mark	Frequency (MHz)	Measure Level (dBuV/m)	Reading Level (dBuV)	Margin (dB)	Limit (dBuV/m)	Factor (dB)	Type
1			5460.000	50.501	10.865	-3.499	54.000	39.636	AV
2		*	5503.800	91.041	51.324	N/A	N/A	39.717	AV

Note: Measure Level (dB μ V/m) = Reading Level (dB μ V) + Factor (dB)

Factor (dB) = Cable Loss (dB) + Antenna Factor (dB/m).

Site: AC1	Time: 2017/03/21 - 16:11
Limit: FCC_Part15.209_RE(3m)	Engineer: Kevin Ker
Probe: BBHA9120D_1GHz_18GHz	Polarity: Vertical
EUT: Wi-Fi AP 4x4 OD small omni antenna US	Power: AC 120V/60Hz
Test Mode: Transmit by 802.11n-HT40 at channel 5510MHz Ant 0	

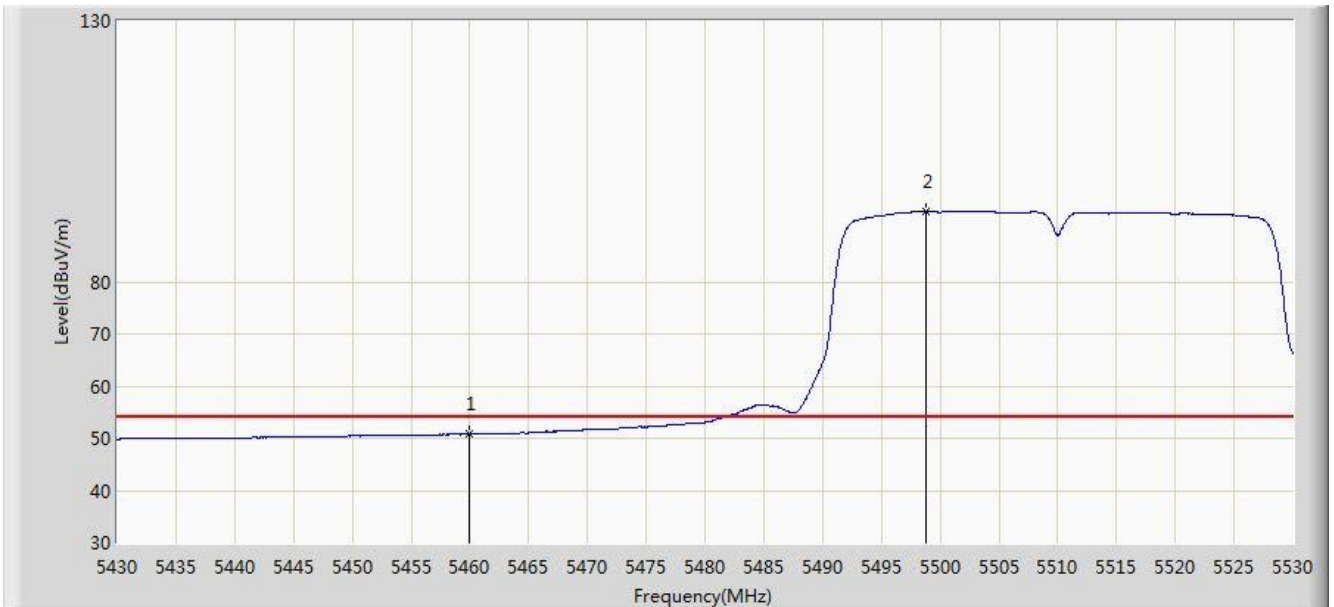


No	Flag	Mark	Frequency (MHz)	Measure Level (dBuV/m)	Reading Level (dBuV)	Margin (dB)	Limit (dBuV/m)	Factor (dB)	Type
1			5455.350	65.389	25.762	-8.611	74.000	39.627	PK
2			5460.000	63.574	23.938	-10.426	74.000	39.636	PK
3			5468.150	65.563	25.912	-8.437	74.000	39.651	PK
4			5470.000	64.319	24.665	-9.681	74.000	39.654	PK
5		*	5511.550	106.059	66.327	N/A	N/A	39.732	PK

Note: Measure Level (dB μ V/m) = Reading Level (dB μ V) + Factor (dB)

Factor (dB) = Cable Loss (dB) + Antenna Factor (dB/m).

Site: AC1	Time: 2017/03/21 - 16:12
Limit: FCC_Part15.209_RE(3m)	Engineer: Kevin Ker
Probe: BBHA9120D_1GHz_18GHz	Polarity: Vertical
EUT: Wi-Fi AP 4x4 OD small omni antenna US	Power: AC 120V/60Hz
Test Mode: Transmit by 802.11n-HT40 at channel 5510MHz Ant 0	

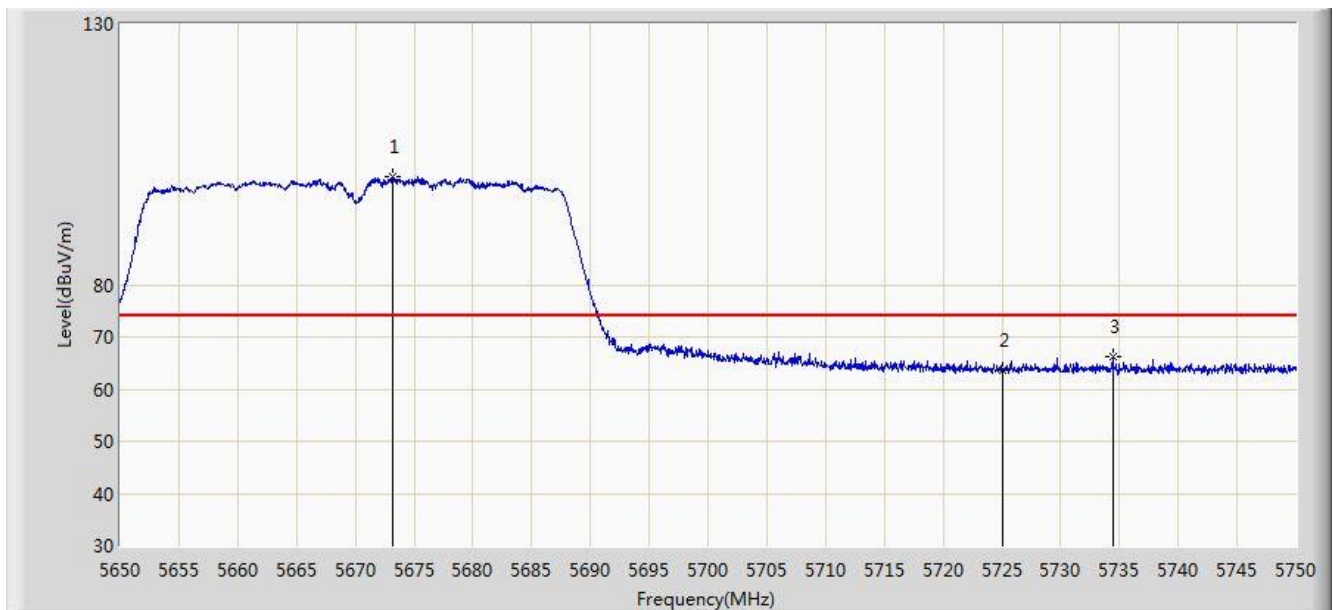


No	Flag	Mark	Frequency (MHz)	Measure Level (dBuV/m)	Reading Level (dBuV)	Margin (dB)	Limit (dBuV/m)	Factor (dB)	Type
1			5460.000	50.751	11.115	-3.249	54.000	39.636	AV
2		*	5498.850	93.527	53.819	N/A	N/A	39.708	AV

Note: Measure Level (dBuV/m) = Reading Level (dBuV) + Factor (dB)

Factor (dB) = Cable Loss (dB) + Antenna Factor (dB/m).

Site: AC1	Time: 2017/03/21 - 16:13
Limit: FCC_Part15.209_RE(3m)	Engineer: Kevin Ker
Probe: BBHA9120D_1GHz_18GHz	Polarity: Horizontal
EUT: Wi-Fi AP 4x4 OD small omni antenna US	Power: AC 120V/60Hz
Test Mode: Transmit by 802.11n-HT40 at channel 5670MHz Ant 0	

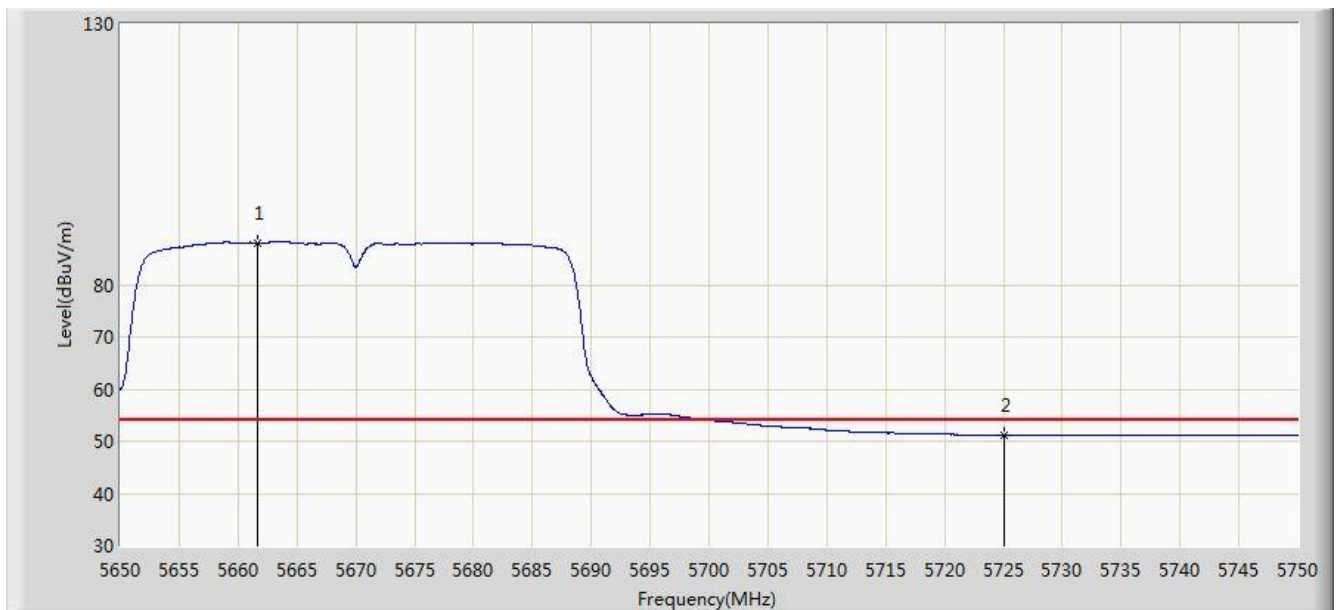


No	Flag	Mark	Frequency (MHz)	Measure Level (dBuV/m)	Reading Level (dBuV)	Margin (dB)	Limit (dBuV/m)	Factor (dB)	Type
1		*	5673.150	100.694	60.711	N/A	N/A	39.983	PK
2			5725.000	63.681	23.517	-10.319	74.000	40.164	PK
3			5734.400	66.165	25.958	-7.835	74.000	40.208	PK

Note: Measure Level (dB μ V/m) = Reading Level (dB μ V) + Factor (dB)

Factor (dB) = Cable Loss (dB) + Antenna Factor (dB/m).

Site: AC1	Time: 2017/03/21 - 16:16
Limit: FCC_Part15.209_RE(3m)	Engineer: Kevin Ker
Probe: BBHA9120D_1GHz_18GHz	Polarity: Horizontal
EUT: Wi-Fi AP 4x4 OD small omni antenna US	Power: AC 120V/60Hz
Test Mode: Transmit by 802.11n-HT40 at channel 5670MHz Ant 0	

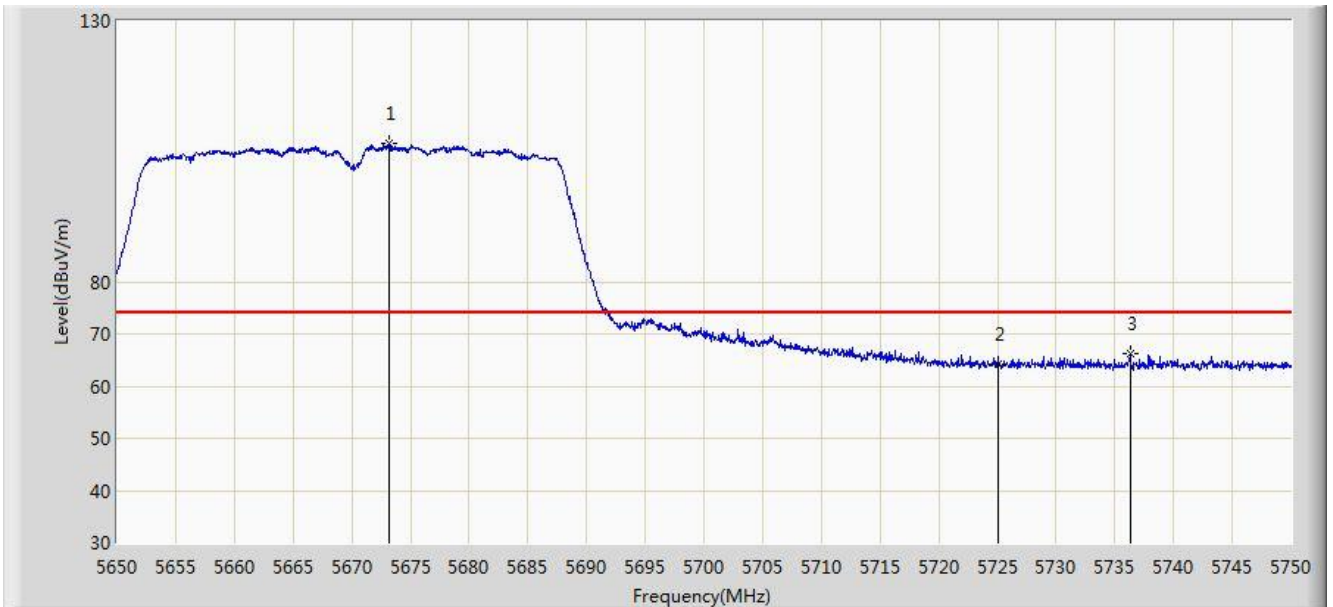


No	Flag	Mark	Frequency (MHz)	Measure Level (dBuV/m)	Reading Level (dBuV)	Margin (dB)	Limit (dBuV/m)	Factor (dB)	Type
1		*	5661.600	88.082	48.127	N/A	N/A	39.955	AV
2			5725.000	51.258	11.094	-2.742	54.000	40.164	AV

Note: Measure Level (dB μ V/m) = Reading Level (dB μ V) + Factor (dB)

Factor (dB) = Cable Loss (dB) + Antenna Factor (dB/m).

Site: AC1	Time: 2017/03/21 - 16:17
Limit: FCC_Part15.209_RE(3m)	Engineer: Kevin Ker
Probe: BBHA9120D_1GHz_18GHz	Polarity: Vertical
EUT: Wi-Fi AP 4x4 OD small omni antenna US	Power: AC 120V/60Hz
Test Mode: Transmit by 802.11n-HT40 at channel 5670MHz Ant 0	

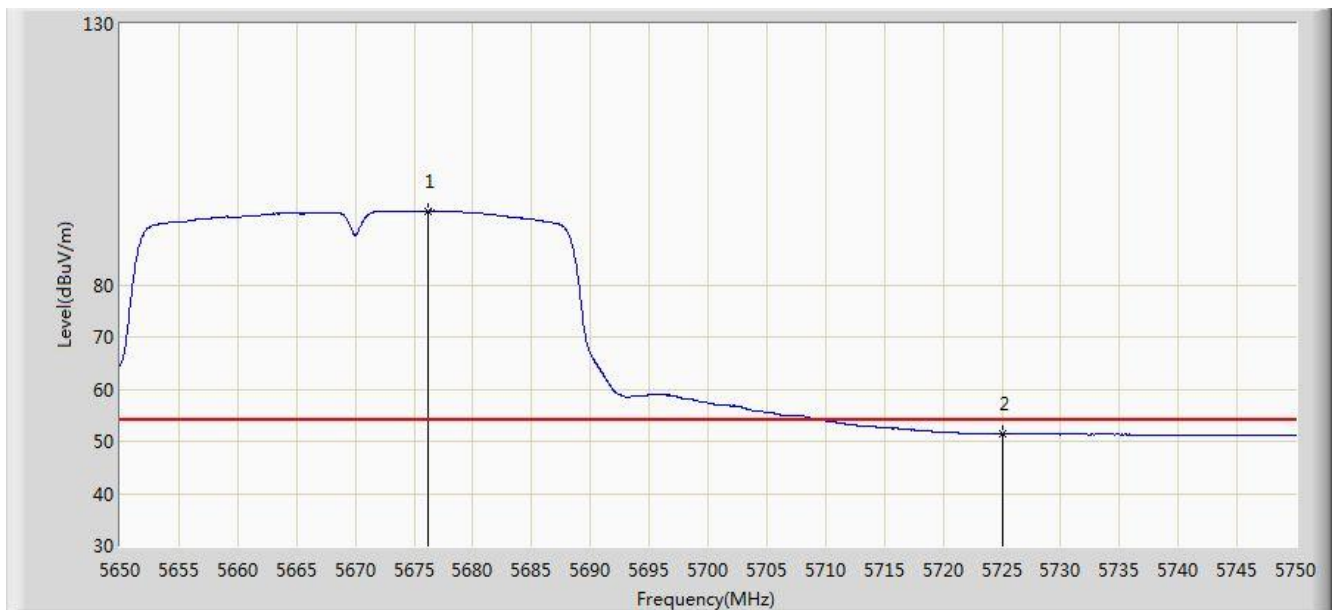


No	Flag	Mark	Frequency (MHz)	Measure Level (dBuV/m)	Reading Level (dBuV)	Margin (dB)	Limit (dBuV/m)	Factor (dB)	Type
1		*	5673.200	106.391	66.408	N/A	N/A	39.983	PK
2			5725.000	64.303	24.139	-9.697	74.000	40.164	PK
3			5736.300	66.257	26.041	-7.743	74.000	40.216	PK

Note: Measure Level (dB μ V/m) = Reading Level (dB μ V) + Factor (dB)

Factor (dB) = Cable Loss (dB) + Antenna Factor (dB/m).

Site: AC1	Time: 2017/03/21 - 16:18
Limit: FCC_Part15.209_RE(3m)	Engineer: Kevin Ker
Probe: BBHA9120D_1GHz_18GHz	Polarity: Vertical
EUT: Wi-Fi AP 4x4 OD small omni antenna US	Power: AC 120V/60Hz
Test Mode: Transmit by 802.11n-HT40 at channel 5670MHz Ant 0	

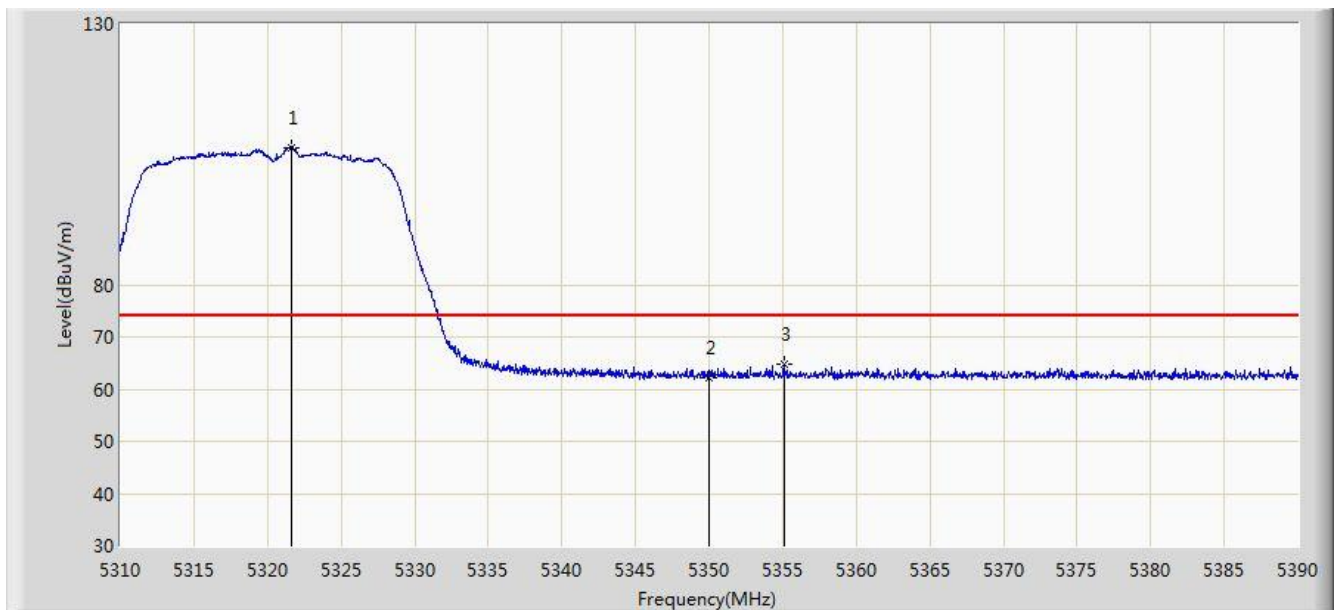


No	Flag	Mark	Frequency (MHz)	Measure Level (dBuV/m)	Reading Level (dBuV)	Margin (dB)	Limit (dBuV/m)	Factor (dB)	Type
1		*	5676.250	94.194	54.204	N/A	N/A	39.990	AV
2			5725.000	51.393	11.229	-2.607	54.000	40.164	AV

Note: Measure Level (dBuV/m) = Reading Level (dBuV) + Factor (dB)

Factor (dB) = Cable Loss (dB) + Antenna Factor (dB/m).

Site: AC1	Time: 2017/03/21 - 16:33
Limit: FCC_Part15.209_RE(3m)	Engineer: Kevin Ker
Probe: BBHA9120D_1GHz_18GHz	Polarity: Horizontal
EUT: Wi-Fi AP 4x4 OD small omni antenna US	Power: AC 120V/60Hz
Test Mode: Transmit by 802.11ac-VHT20 at channel 5320MHz Ant 0	

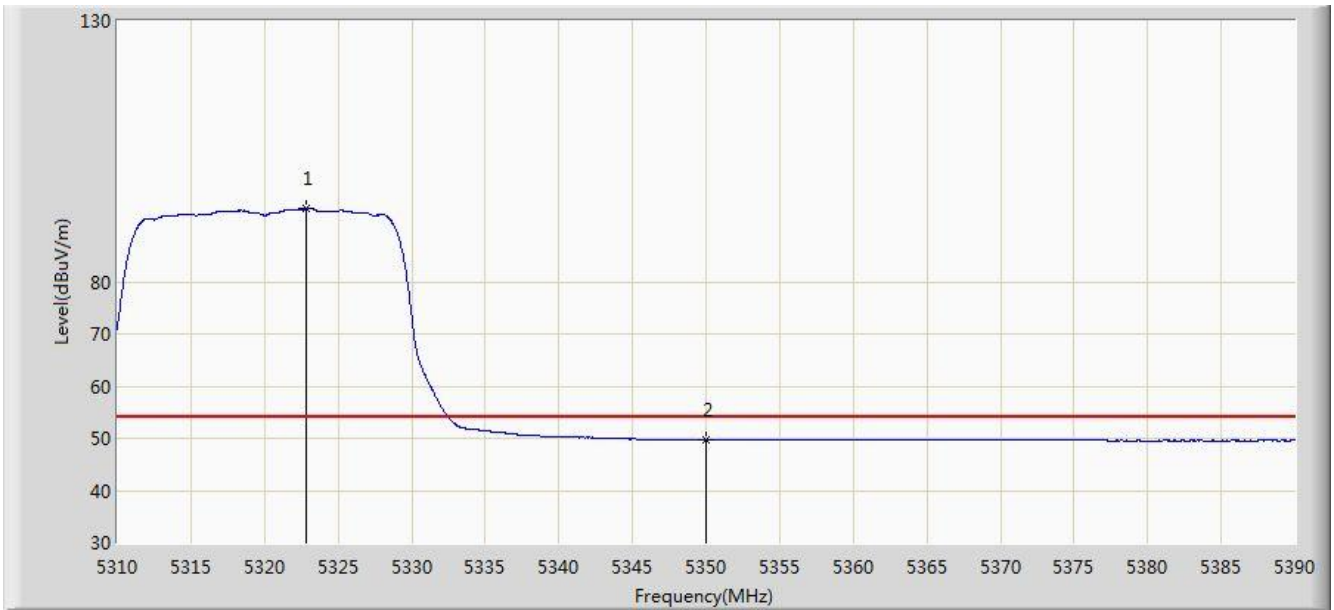


No	Flag	Mark	Frequency (MHz)	Measure Level (dBuV/m)	Reading Level (dBuV)	Margin (dB)	Limit (dBuV/m)	Factor (dB)	Type
1		*	5321.640	106.365	67.116	N/A	N/A	39.249	PK
2			5350.000	62.128	22.803	-11.872	74.000	39.324	PK
3			5355.080	64.739	25.401	-9.261	74.000	39.338	PK

Note: Measure Level (dB μ V/m) = Reading Level (dB μ V) + Factor (dB)

Factor (dB) = Cable Loss (dB) + Antenna Factor (dB/m).

Site: AC1	Time: 2017/03/21 - 16:36
Limit: FCC_Part15.209_RE(3m)	Engineer: Kevin Ker
Probe: BBHA9120D_1GHz_18GHz	Polarity: Horizontal
EUT: Wi-Fi AP 4x4 OD small omni antenna US	Power: AC 120V/60Hz
Test Mode: Transmit by 802.11ac-VHT20 at channel 5320MHz Ant 0	

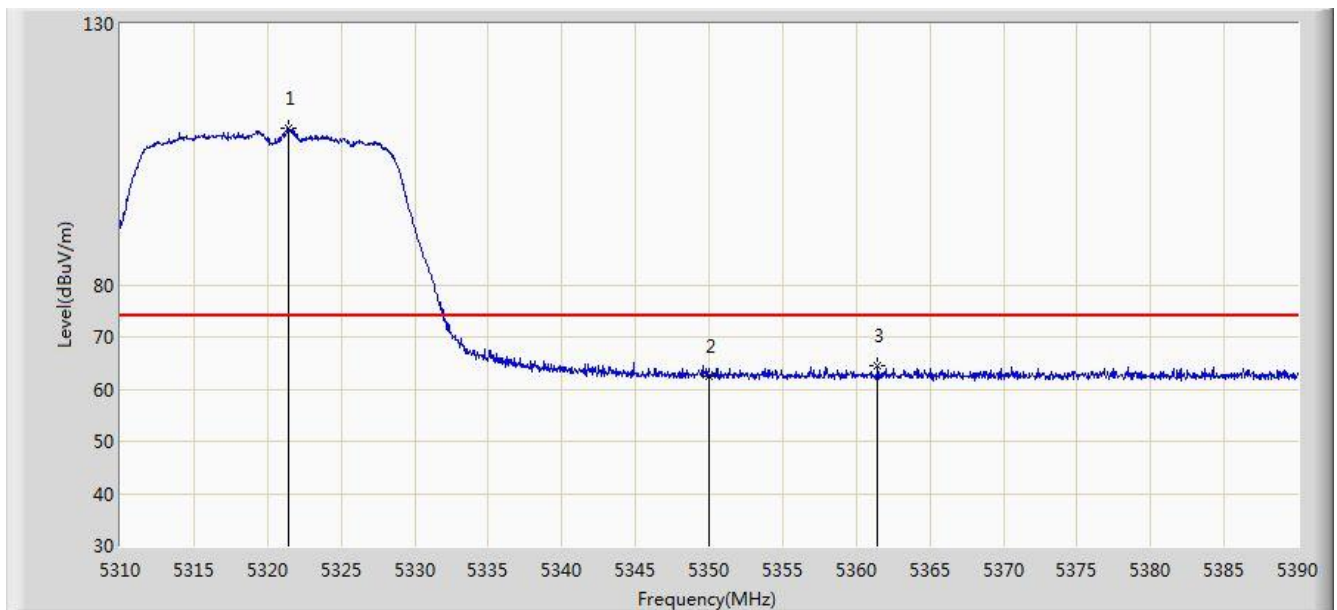


No	Flag	Mark	Frequency (MHz)	Measure Level (dBuV/m)	Reading Level (dBuV)	Margin (dB)	Limit (dBuV/m)	Factor (dB)	Type
1		*	5322.880	93.957	54.705	N/A	N/A	39.252	AV
2			5350.000	49.766	10.441	-4.234	54.000	39.324	AV

Note: Measure Level (dBμV/m) = Reading Level (dBμV) + Factor (dB)

Factor (dB) = Cable Loss (dB) + Antenna Factor (dB/m).

Site: AC1	Time: 2017/03/21 - 16:37
Limit: FCC_Part15.209_RE(3m)	Engineer: Kevin Ker
Probe: BBHA9120D_1GHz_18GHz	Polarity: Vertical
EUT: Wi-Fi AP 4x4 OD small omni antenna US	Power: AC 120V/60Hz
Test Mode: Transmit by 802.11ac-VHT20 at channel 5320MHz Ant 0	

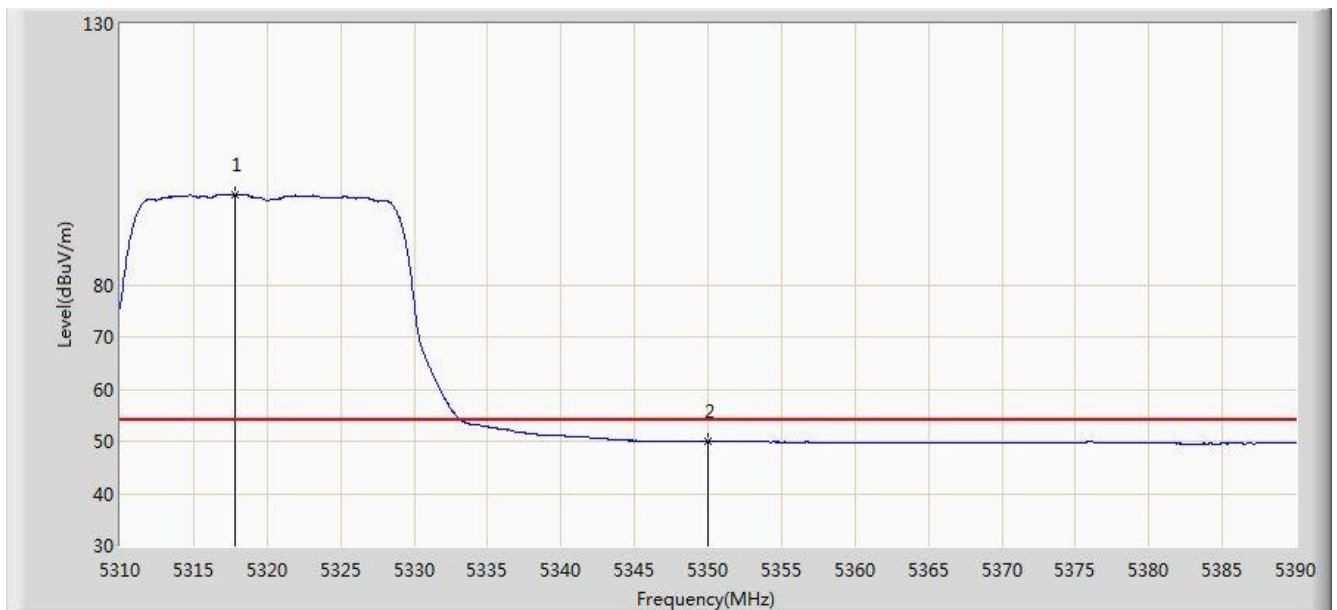


No	Flag	Mark	Frequency (MHz)	Measure Level (dBuV/m)	Reading Level (dBuV)	Margin (dB)	Limit (dBuV/m)	Factor (dB)	Type
1		*	5321.440	110.067	70.819	N/A	N/A	39.248	PK
2			5350.000	62.478	23.153	-11.522	74.000	39.324	PK
3			5361.440	64.556	25.201	-9.444	74.000	39.355	PK

Note: Measure Level (dB μ V/m) = Reading Level (dB μ V) + Factor (dB)

Factor (dB) = Cable Loss (dB) + Antenna Factor (dB/m).

Site: AC1	Time: 2017/03/21 - 16:39
Limit: FCC_Part15.209_RE(3m)	Engineer: Kevin Ker
Probe: BBHA9120D_1GHz_18GHz	Polarity: Vertical
EUT: Wi-Fi AP 4x4 OD small omni antenna US	Power: AC 120V/60Hz
Test Mode: Transmit by 802.11ac-VHT20 at channel 5320MHz Ant 0	

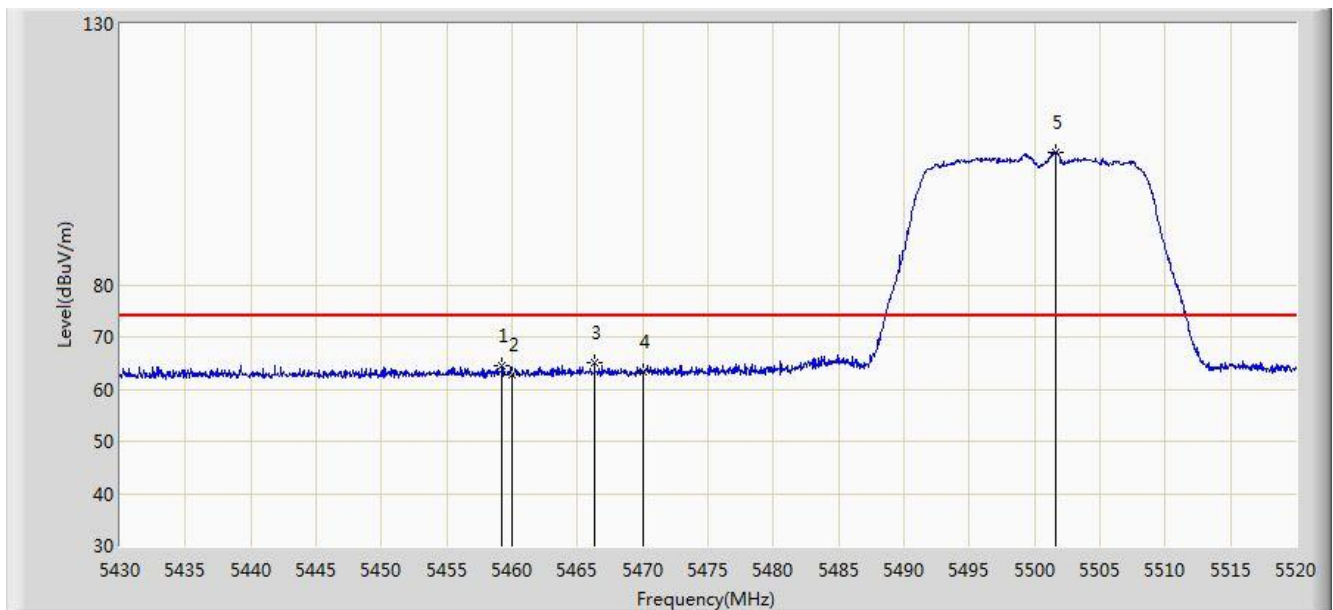


No	Flag	Mark	Frequency (MHz)	Measure Level (dBuV/m)	Reading Level (dBuV)	Margin (dB)	Limit (dBuV/m)	Factor (dB)	Type
1		*	5317.800	97.302	58.063	N/A	N/A	39.239	AV
2			5350.000	49.944	10.619	-4.056	54.000	39.324	AV

Note: Measure Level (dB μ V/m) = Reading Level (dB μ V) + Factor (dB)

Factor (dB) = Cable Loss (dB) + Antenna Factor (dB/m).

Site: AC1	Time: 2017/03/21 - 16:40
Limit: FCC_Part15.209_RE(3m)	Engineer: Kevin Ker
Probe: BBHA9120D_1GHz_18GHz	Polarity: Horizontal
EUT: Wi-Fi AP 4x4 OD small omni antenna US	Power: AC 120V/60Hz
Test Mode: Transmit by 802.11ac-VHT20 at channel 5500MHz Ant 0	

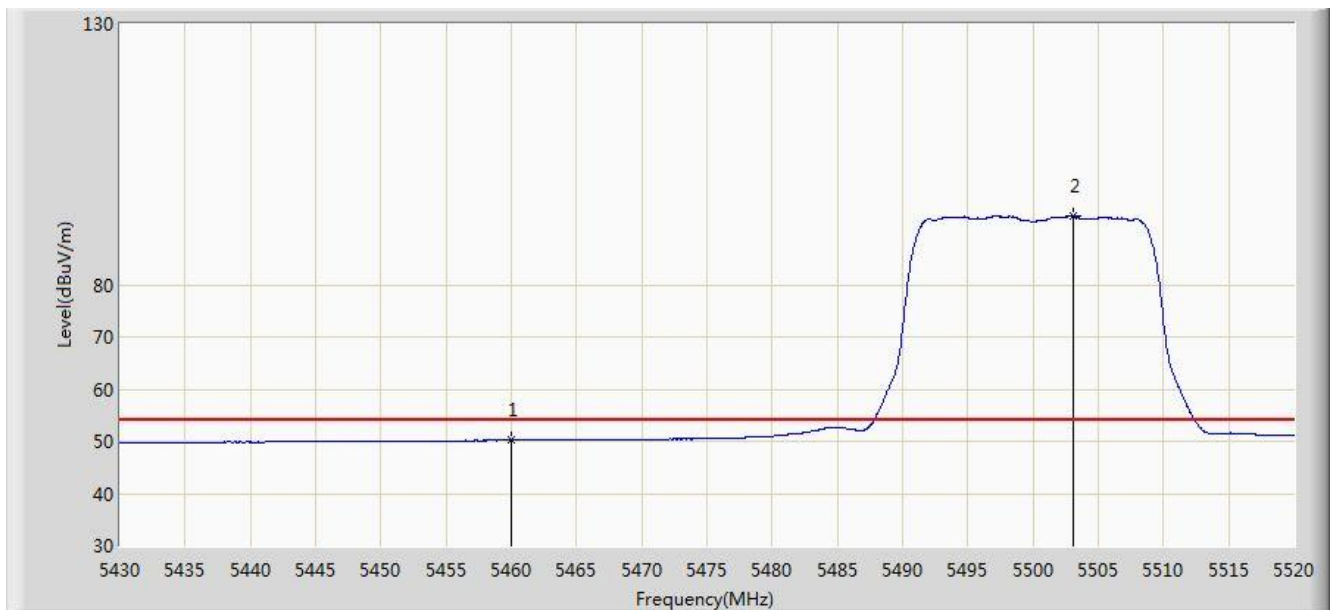


No	Flag	Mark	Frequency (MHz)	Measure Level (dBuV/m)	Reading Level (dBuV)	Margin (dB)	Limit (dBuV/m)	Factor (dB)	Type
1			5459.250	64.368	24.733	-9.632	74.000	39.634	PK
2			5460.000	62.619	22.983	-11.381	74.000	39.636	PK
3			5466.315	65.217	25.569	-8.783	74.000	39.647	PK
4			5470.000	63.421	23.767	-10.579	74.000	39.654	PK
5		*	5501.595	105.338	65.625	N/A	N/A	39.714	PK

Note: Measure Level (dB μ V/m) = Reading Level (dB μ V) + Factor (dB)

Factor (dB) = Cable Loss (dB) + Antenna Factor (dB/m).

Site: AC1	Time: 2017/03/21 - 16:43
Limit: FCC_Part15.209_RE(3m)	Engineer: Kevin Ker
Probe: BBHA9120D_1GHz_18GHz	Polarity: Horizontal
EUT: Wi-Fi AP 4x4 OD small omni antenna US	Power: AC 120V/60Hz
Test Mode: Transmit by 802.11ac-VHT20 at channel 5500MHz Ant 0	

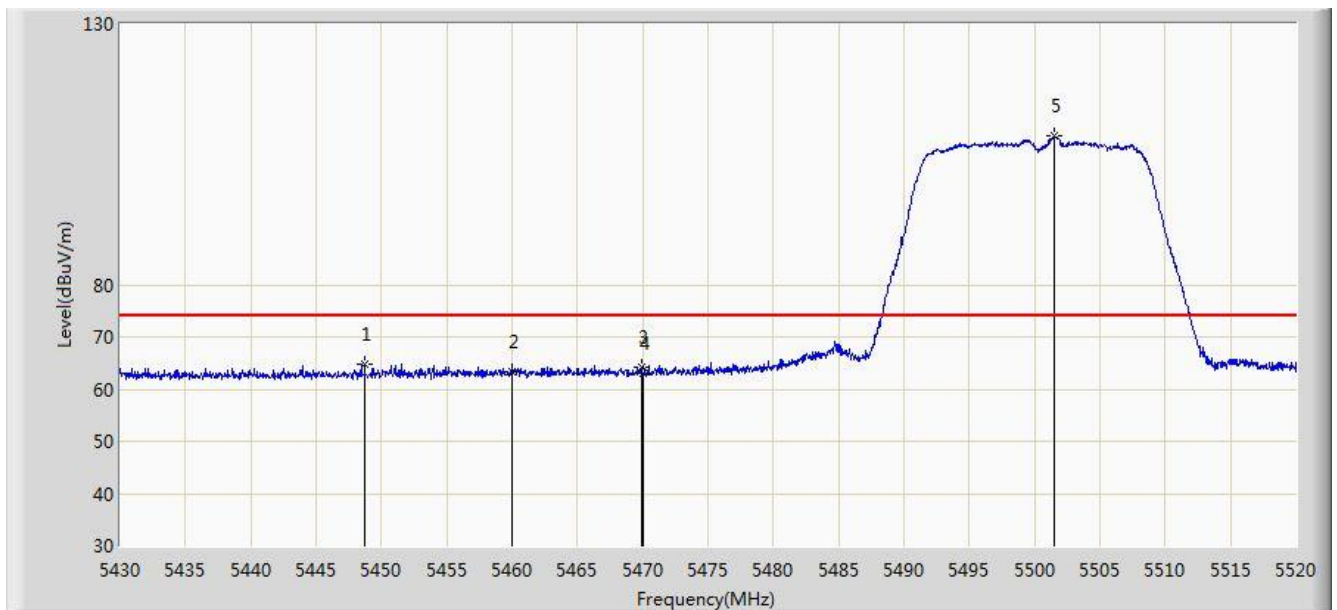


No	Flag	Mark	Frequency (MHz)	Measure Level (dBuV/m)	Reading Level (dBuV)	Margin (dB)	Limit (dBuV/m)	Factor (dB)	Type
1			5460.000	50.194	10.558	-3.806	54.000	39.636	AV
2		*	5503.035	93.083	53.367	N/A	N/A	39.716	AV

Note: Measure Level (dB μ V/m) = Reading Level (dB μ V) + Factor (dB)

Factor (dB) = Cable Loss (dB) + Antenna Factor (dB/m).

Site: AC1	Time: 2017/03/21 - 16:44
Limit: FCC_Part15.209_RE(3m)	Engineer: Kevin Ker
Probe: BBHA9120D_1GHz_18GHz	Polarity: Vertical
EUT: Wi-Fi AP 4x4 OD small omni antenna US	Power: AC 120V/60Hz
Test Mode: Transmit by 802.11ac-VHT20 at channel 5500MHz Ant 0	

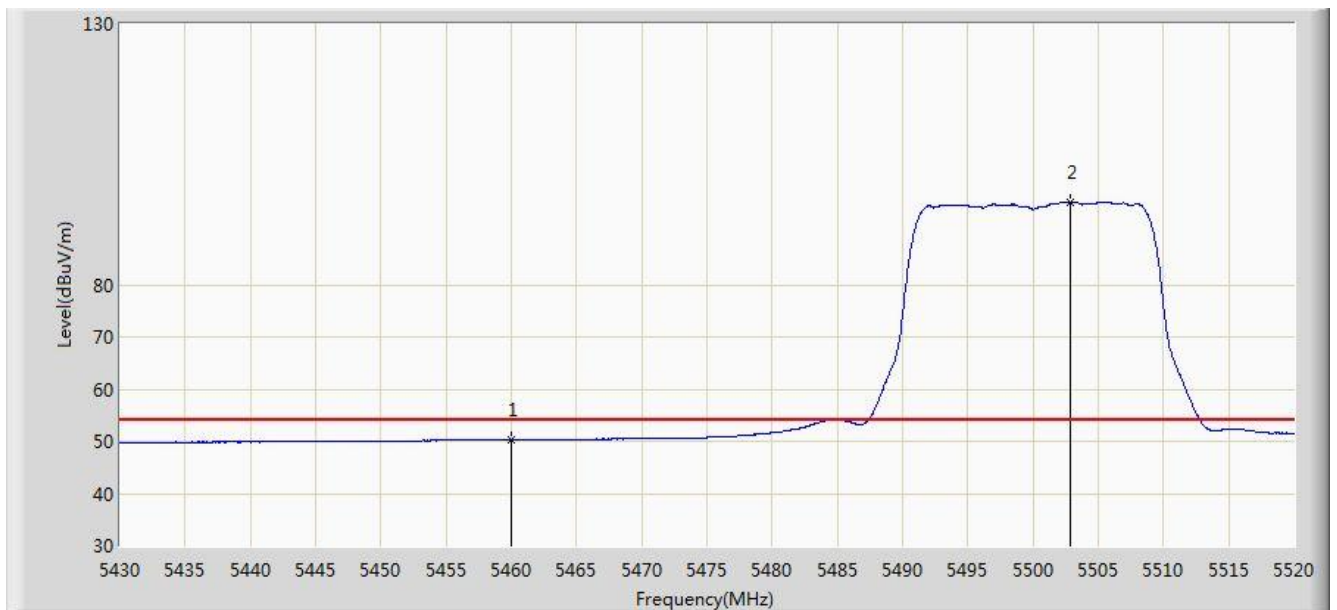


No	Flag	Mark	Frequency (MHz)	Measure Level (dBuV/m)	Reading Level (dBuV)	Margin (dB)	Limit (dBuV/m)	Factor (dB)	Type
1			5448.720	64.662	25.052	-9.338	74.000	39.610	PK
2			5460.000	63.328	23.692	-10.672	74.000	39.636	PK
3			5469.870	64.340	24.686	-9.660	74.000	39.654	PK
4			5470.000	63.026	23.372	-10.974	74.000	39.654	PK
5		*	5501.505	108.493	68.780	N/A	N/A	39.714	PK

Note: Measure Level (dB μ V/m) = Reading Level (dB μ V) + Factor (dB)

Factor (dB) = Cable Loss (dB) + Antenna Factor (dB/m).

Site: AC1	Time: 2017/03/21 - 16:46
Limit: FCC_Part15.209_RE(3m)	Engineer: Kevin Ker
Probe: BBHA9120D_1GHz_18GHz	Polarity: Vertical
EUT: Wi-Fi AP 4x4 OD small omni antenna US	Power: AC 120V/60Hz
Test Mode: Transmit by 802.11ac-VHT20 at channel 5500MHz Ant 0	

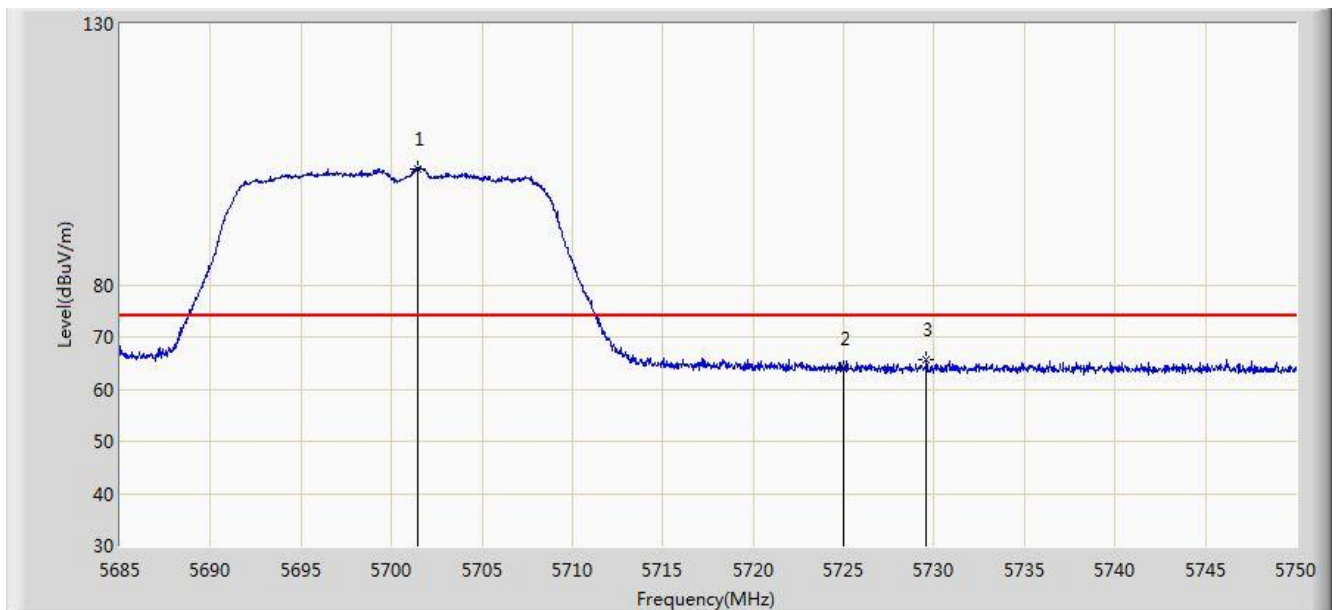


No	Flag	Mark	Frequency (MHz)	Measure Level (dBuV/m)	Reading Level (dBuV)	Margin (dB)	Limit (dBuV/m)	Factor (dB)	Type
1			5460.000	50.277	10.641	-3.723	54.000	39.636	AV
2		*	5502.855	95.864	56.148	N/A	N/A	39.716	AV

Note: Measure Level (dB μ V/m) = Reading Level (dB μ V) + Factor (dB)

Factor (dB) = Cable Loss (dB) + Antenna Factor (dB/m).

Site: AC1	Time: 2017/03/21 - 16:47
Limit: FCC_Part15.209_RE(3m)	Engineer: Kevin Ker
Probe: BBHA9120D_1GHz_18GHz	Polarity: Horizontal
EUT: Wi-Fi AP 4x4 OD small omni antenna US	Power: AC 120V/60Hz
Test Mode: Transmit by 802.11ac-VHT20 at channel 5700MHz Ant 0	

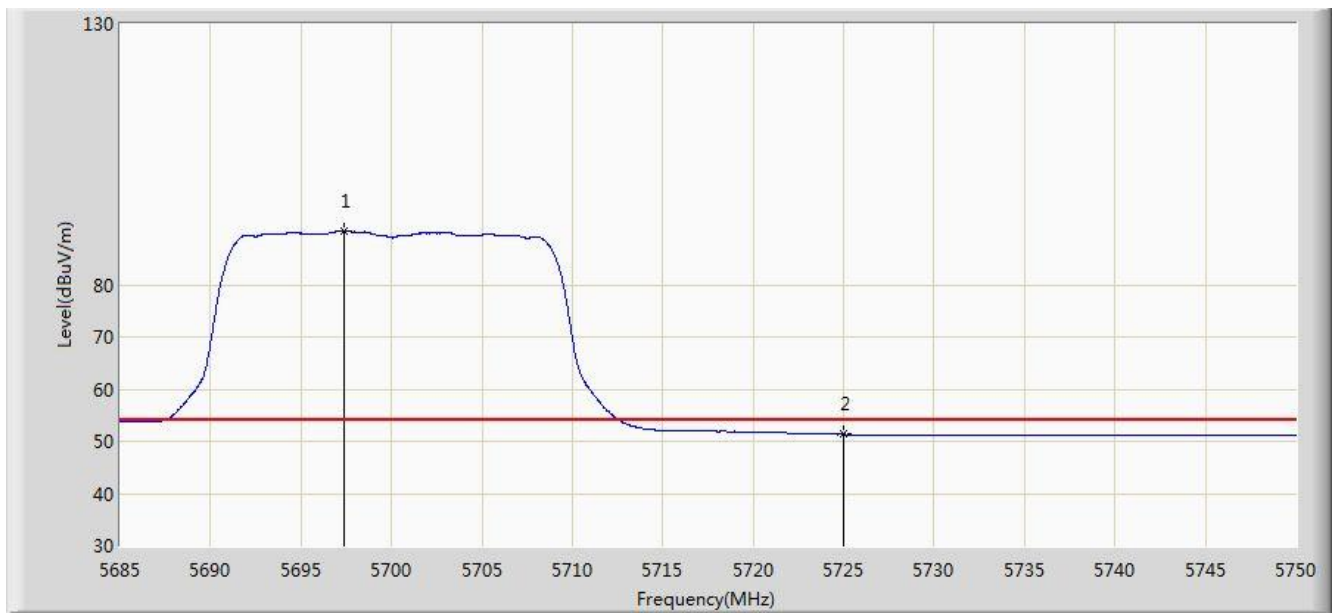


No	Flag	Mark	Frequency (MHz)	Measure Level (dBuV/m)	Reading Level (dBuV)	Margin (dB)	Limit (dBuV/m)	Factor (dB)	Type
1		*	5701.413	102.252	62.190	N/A	N/A	40.062	PK
2			5725.000	63.965	23.801	-10.035	74.000	40.164	PK
3			5729.590	65.708	25.523	-8.292	74.000	40.186	PK

Note: Measure Level (dB μ V/m) = Reading Level (dB μ V) + Factor (dB)

Factor (dB) = Cable Loss (dB) + Antenna Factor (dB/m).

Site: AC1	Time: 2017/03/21 - 16:48
Limit: FCC_Part15.209_RE(3m)	Engineer: Kevin Ker
Probe: BBHA9120D_1GHz_18GHz	Polarity: Horizontal
EUT: Wi-Fi AP 4x4 OD small omni antenna US	Power: AC 120V/60Hz
Test Mode: Transmit by 802.11ac-VHT20 at channel 5700MHz Ant 0	

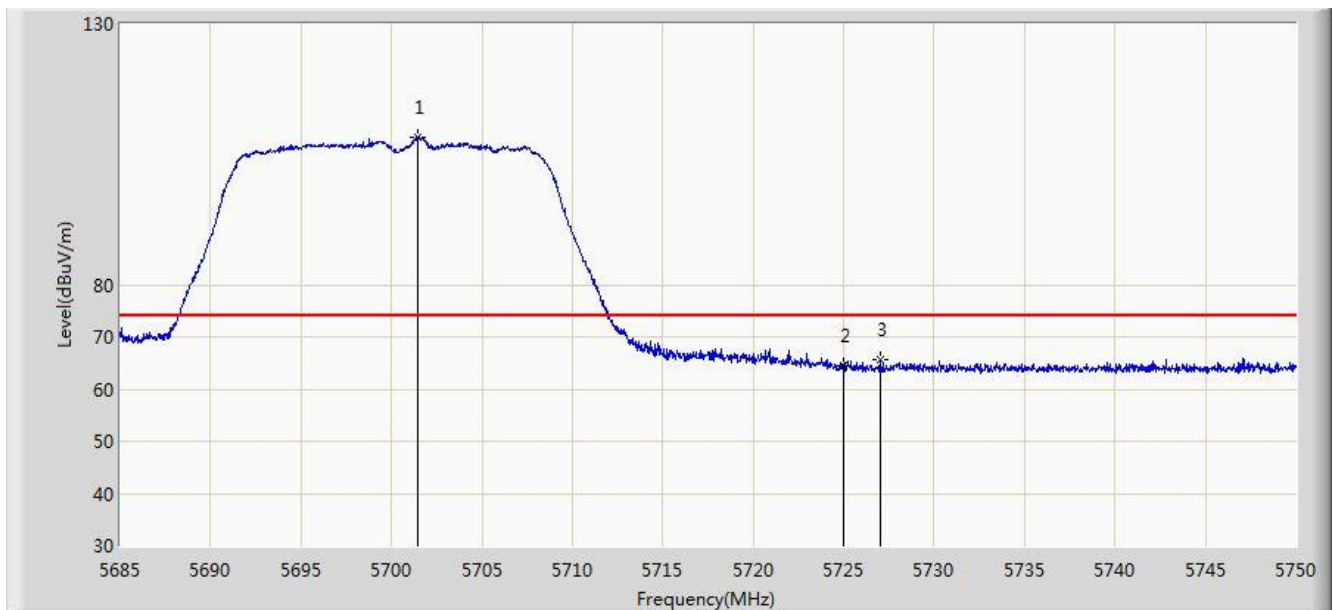


No	Flag	Mark	Frequency (MHz)	Measure Level (dBuV/m)	Reading Level (dBuV)	Margin (dB)	Limit (dBuV/m)	Factor (dB)	Type
1		*	5697.415	90.183	50.135	N/A	N/A	40.048	AV
2			5725.000	51.313	11.149	-2.687	54.000	40.164	AV

Note: Measure Level (dB μ V/m) = Reading Level (dB μ V) + Factor (dB)

Factor (dB) = Cable Loss (dB) + Antenna Factor (dB/m).

Site: AC1	Time: 2017/03/21 - 16:49
Limit: FCC_Part15.209_RE(3m)	Engineer: Kevin Ker
Probe: BBHA9120D_1GHz_18GHz	Polarity: Vertical
EUT: Wi-Fi AP 4x4 OD small omni antenna US	Power: AC 120V/60Hz
Test Mode: Transmit by 802.11ac-VHT20 at channel 5700MHz Ant 0	

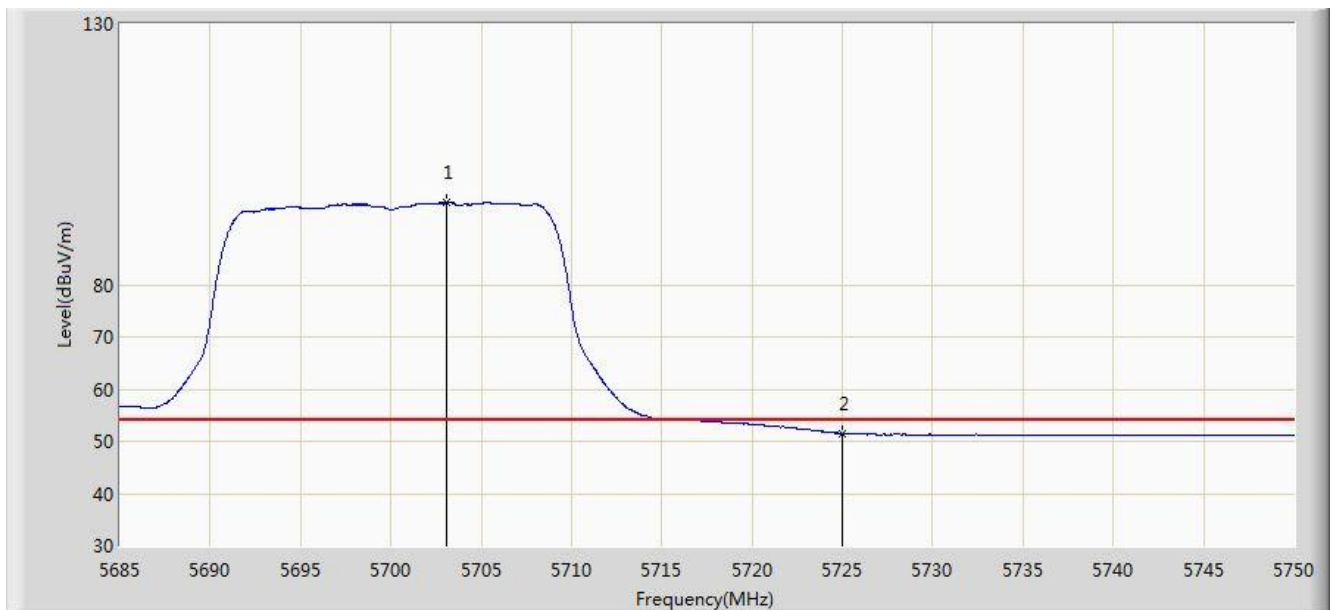


No	Flag	Mark	Frequency (MHz)	Measure Level (dBuV/m)	Reading Level (dBuV)	Margin (dB)	Limit (dBuV/m)	Factor (dB)	Type
1		*	5701.478	108.261	68.199	N/A	N/A	40.062	PK
2			5725.000	64.512	24.348	-9.488	74.000	40.164	PK
3			5727.022	65.547	25.374	-8.453	74.000	40.174	PK

Note: Measure Level (dB μ V/m) = Reading Level (dB μ V) + Factor (dB)

Factor (dB) = Cable Loss (dB) + Antenna Factor (dB/m).

Site: AC1	Time: 2017/03/21 - 16:51
Limit: FCC_Part15.209_RE(3m)	Engineer: Kevin Ker
Probe: BBHA9120D_1GHz_18GHz	Polarity: Vertical
EUT: Wi-Fi AP 4x4 OD small omni antenna US	Power: AC 120V/60Hz
Test Mode: Transmit by 802.11ac-VHT20 at channel 5700MHz Ant 0	

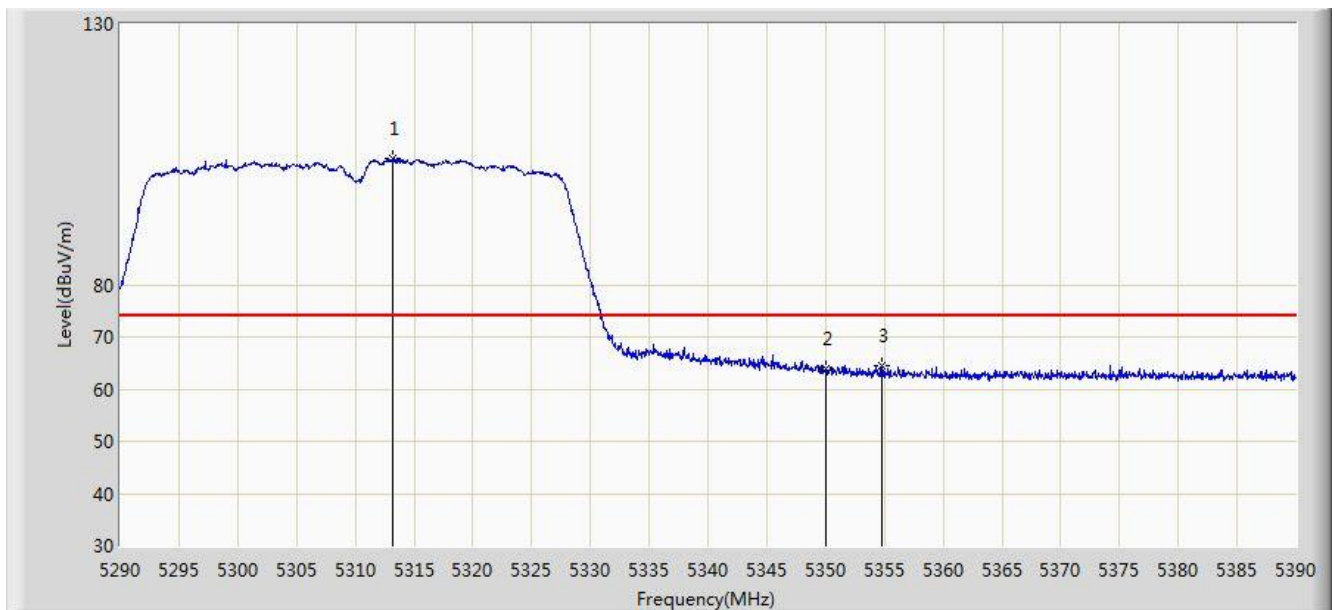


No	Flag	Mark	Frequency (MHz)	Measure Level (dBuV/m)	Reading Level (dBuV)	Margin (dB)	Limit (dBuV/m)	Factor (dB)	Type
1		*	5703.070	95.732	55.664	N/A	N/A	40.069	AV
2			5725.000	51.543	11.379	-2.457	54.000	40.164	AV

Note: Measure Level (dB μ V/m) = Reading Level (dB μ V) + Factor (dB)

Factor (dB) = Cable Loss (dB) + Antenna Factor (dB/m).

Site: AC1	Time: 2017/03/21 - 17:08
Limit: FCC_Part15.209_RE(3m)	Engineer: Kevin Ker
Probe: BBHA9120D_1GHz_18GHz	Polarity: Horizontal
EUT: Wi-Fi AP 4x4 OD small omni antenna US	Power: AC 120V/60Hz
Test Mode: Transmit by 802.11ac-VHT40 at channel 5310MHz Ant 0	

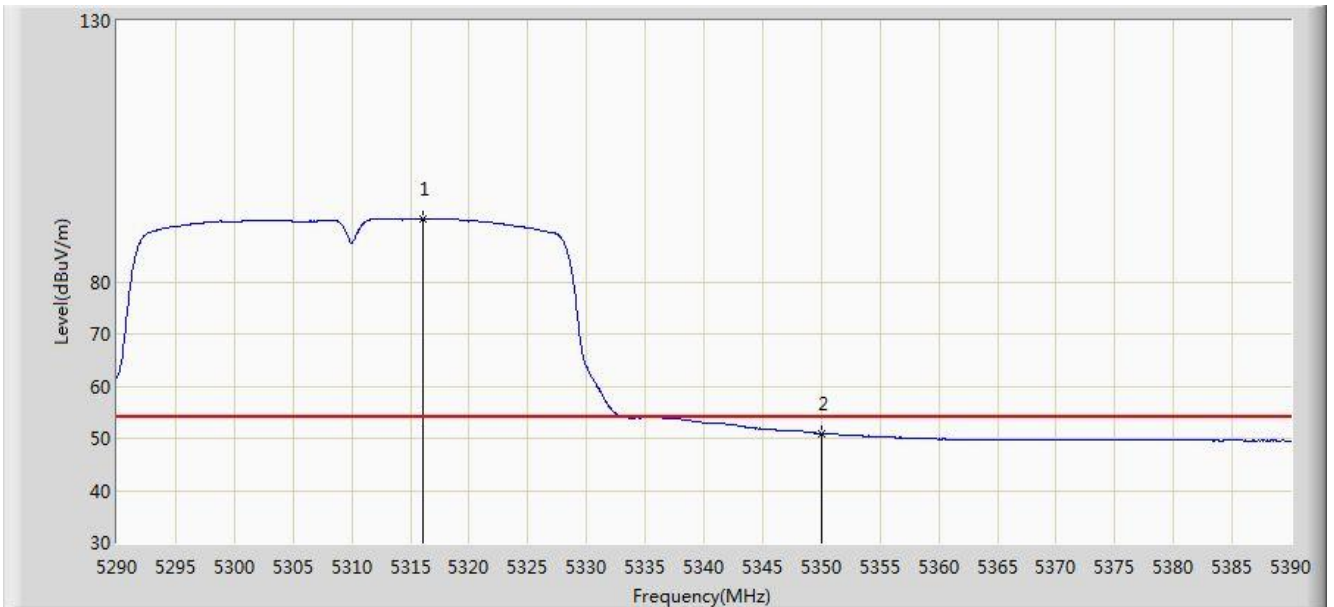


No	Flag	Mark	Frequency (MHz)	Measure Level (dBuV/m)	Reading Level (dBuV)	Margin (dB)	Limit (dBuV/m)	Factor (dB)	Type
1		*	5313.200	104.144	64.918	N/A	N/A	39.227	PK
2			5350.000	63.975	24.650	-10.025	74.000	39.324	PK
3			5354.800	64.636	25.299	-9.364	74.000	39.337	PK

Note: Measure Level (dB μ V/m) = Reading Level (dB μ V) + Factor (dB)

Factor (dB) = Cable Loss (dB) + Antenna Factor (dB/m).

Site: AC1	Time: 2017/03/21 - 17:11
Limit: FCC_Part15.209_RE(3m)	Engineer: Kevin Ker
Probe: BBHA9120D_1GHz_18GHz	Polarity: Horizontal
EUT: Wi-Fi AP 4x4 OD small omni antenna US	Power: AC 120V/60Hz
Test Mode: Transmit by 802.11ac-VHT40 at channel 5310MHz Ant 0	

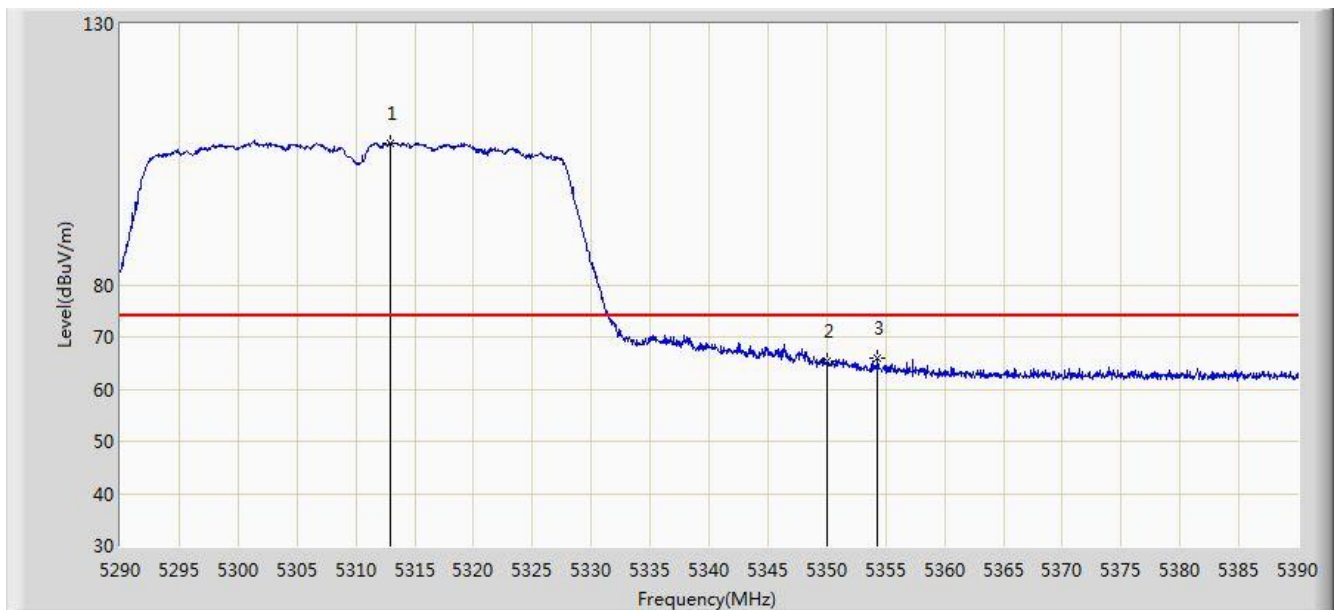


No	Flag	Mark	Frequency (MHz)	Measure Level (dBuV/m)	Reading Level (dBuV)	Margin (dB)	Limit (dBuV/m)	Factor (dB)	Type
1		*	5316.050	92.076	52.842	N/A	N/A	39.234	AV
2			5350.000	50.895	11.570	-3.105	54.000	39.324	AV

Note: Measure Level (dB μ V/m) = Reading Level (dB μ V) + Factor (dB)

Factor (dB) = Cable Loss (dB) + Antenna Factor (dB/m).

Site: AC1	Time: 2017/03/21 - 17:12
Limit: FCC_Part15.209_RE(3m)	Engineer: Kevin Ker
Probe: BBHA9120D_1GHz_18GHz	Polarity: Vertical
EUT: Wi-Fi AP 4x4 OD small omni antenna US	Power: AC 120V/60Hz
Test Mode: Transmit by 802.11ac-VHT40 at channel 5310MHz Ant 0	

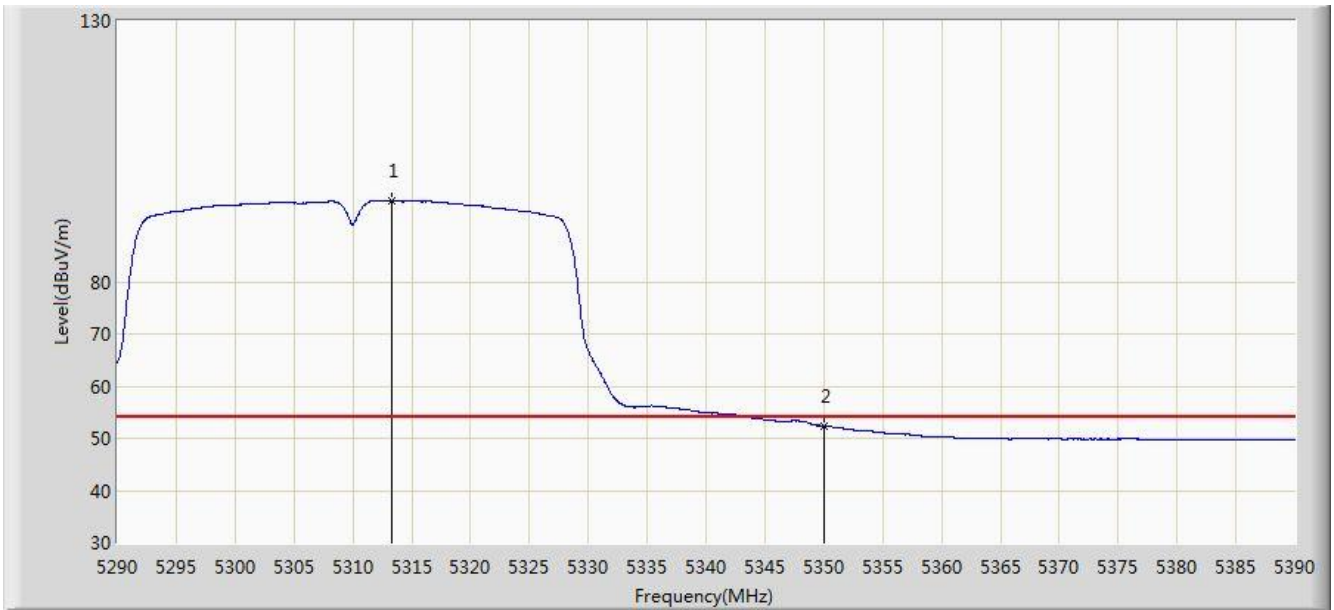


No	Flag	Mark	Frequency (MHz)	Measure Level (dBuV/m)	Reading Level (dBuV)	Margin (dB)	Limit (dBuV/m)	Factor (dB)	Type
1		*	5312.900	107.245	68.019	N/A	N/A	39.226	PK
2			5350.000	65.420	26.095	-8.580	74.000	39.324	PK
3			5354.300	65.961	26.625	-8.039	74.000	39.336	PK

Note: Measure Level (dB μ V/m) = Reading Level (dB μ V) + Factor (dB)

Factor (dB) = Cable Loss (dB) + Antenna Factor (dB/m).

Site: AC1	Time: 2017/03/21 - 17:14
Limit: FCC_Part15.209_RE(3m)	Engineer: Kevin Ker
Probe: BBHA9120D_1GHz_18GHz	Polarity: Vertical
EUT: Wi-Fi AP 4x4 OD small omni antenna US	Power: AC 120V/60Hz
Test Mode: Transmit by 802.11ac-VHT40 at channel 5310MHz Ant 0	

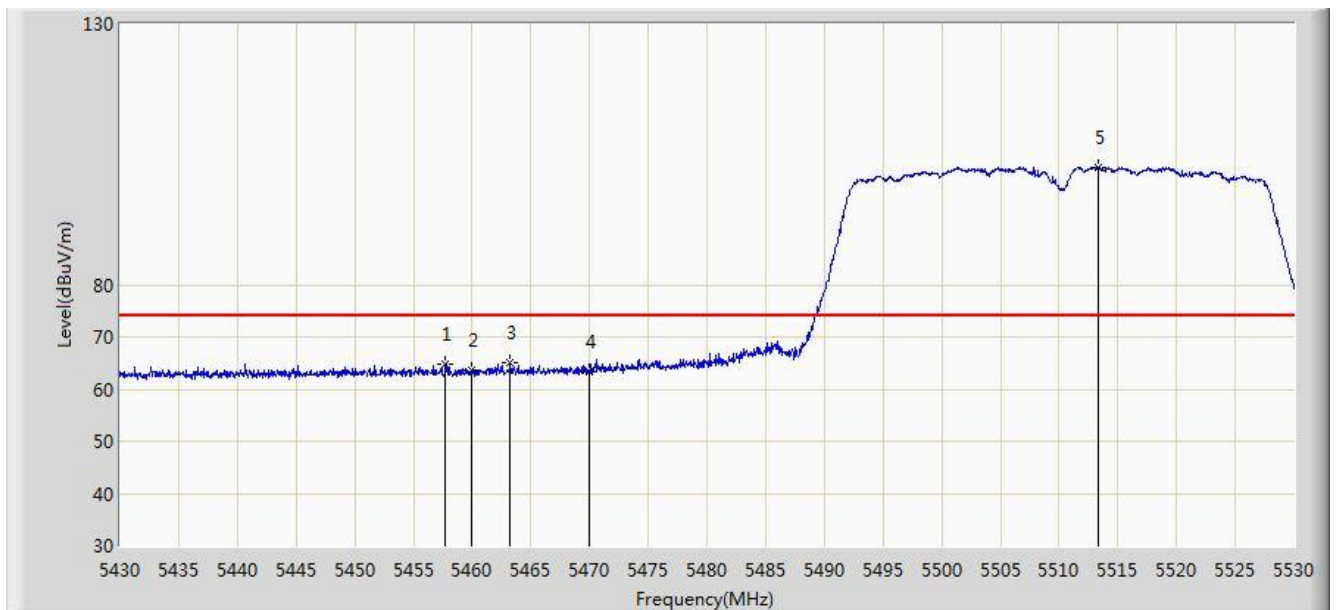


No	Flag	Mark	Frequency (MHz)	Measure Level (dBuV/m)	Reading Level (dBuV)	Margin (dB)	Limit (dBuV/m)	Factor (dB)	Type
1		*	5313.300	95.436	56.209	N/A	N/A	39.227	AV
2			5350.000	52.357	13.032	-1.643	54.000	39.324	AV

Note: Measure Level (dB μ V/m) = Reading Level (dB μ V) + Factor (dB)

Factor (dB) = Cable Loss (dB) + Antenna Factor (dB/m).

Site: AC1	Time: 2017/03/21 - 17:15
Limit: FCC_Part15.209_RE(3m)	Engineer: Kevin Ker
Probe: BBHA9120D_1GHz_18GHz	Polarity: Horizontal
EUT: Wi-Fi AP 4x4 OD small omni antenna US	Power: AC 120V/60Hz
Test Mode: Transmit by 802.11ac-VHT40 at channel 5510MHz Ant 0	

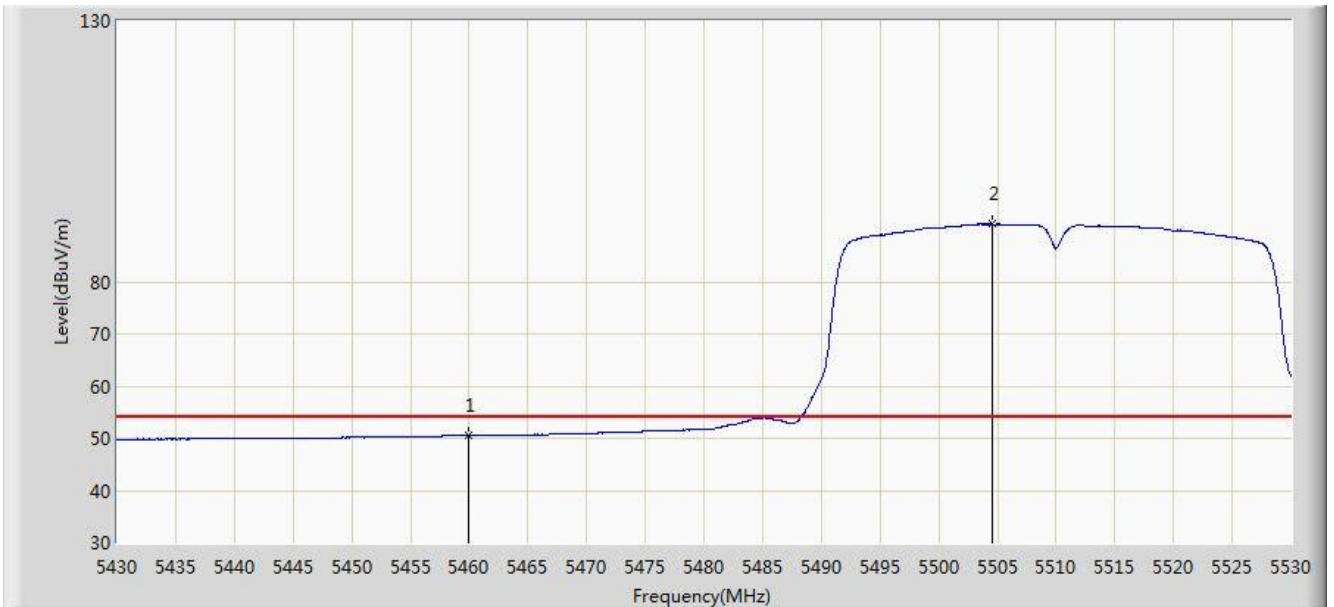


No	Flag	Mark	Frequency (MHz)	Measure Level (dBuV/m)	Reading Level (dBuV)	Margin (dB)	Limit (dBuV/m)	Factor (dB)	Type
1			5457.700	64.732	25.100	-9.268	74.000	39.632	PK
2			5460.000	63.535	23.899	-10.465	74.000	39.636	PK
3			5463.250	65.039	25.397	-8.961	74.000	39.642	PK
4			5470.000	63.425	23.771	-10.575	74.000	39.654	PK
5		*	5513.300	102.532	62.797	N/A	N/A	39.734	PK

Note: Measure Level (dB μ V/m) = Reading Level (dB μ V) + Factor (dB)

Factor (dB) = Cable Loss (dB) + Antenna Factor (dB/m).

Site: AC1	Time: 2017/03/21 - 17:18
Limit: FCC_Part15.209_RE(3m)	Engineer: Kevin Ker
Probe: BBHA9120D_1GHz_18GHz	Polarity: Horizontal
EUT: Wi-Fi AP 4x4 OD small omni antenna US	Power: AC 120V/60Hz
Test Mode: Transmit by 802.11ac-VHT40 at channel 5510MHz Ant 0	

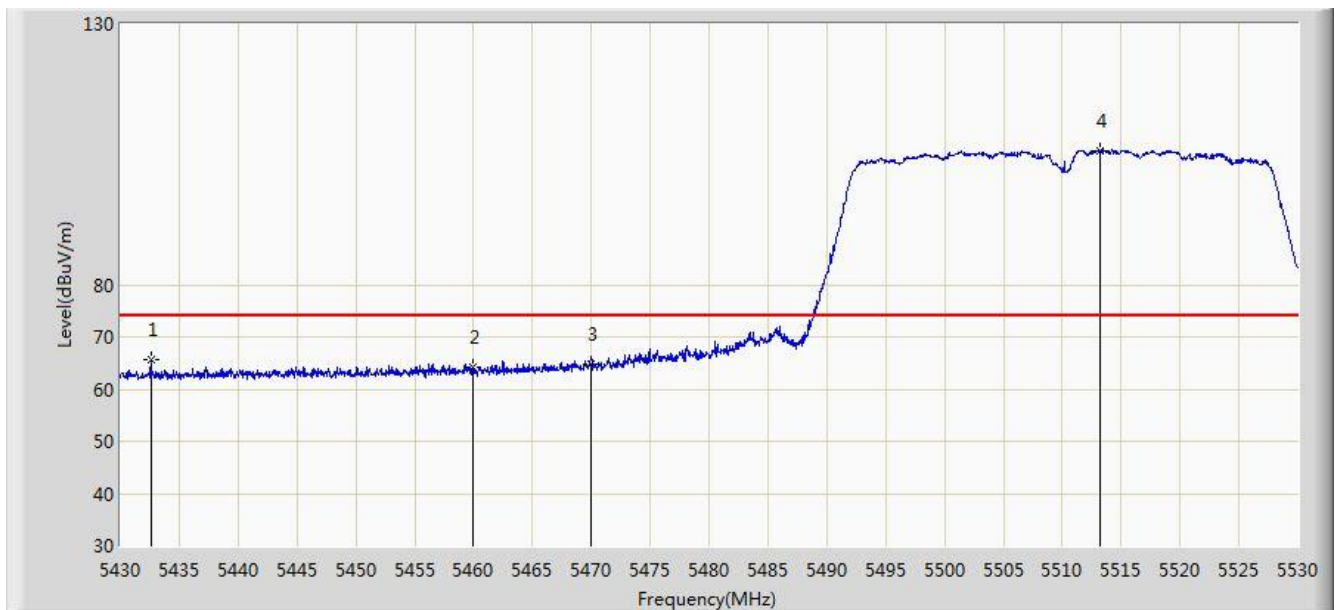


No	Flag	Mark	Frequency (MHz)	Measure Level (dBuV/m)	Reading Level (dBuV)	Margin (dB)	Limit (dBuV/m)	Factor (dB)	Type
1			5460.000	50.485	10.849	-3.515	54.000	39.636	AV
2		*	5504.600	91.027	51.308	N/A	N/A	39.719	AV

Note: Measure Level (dB μ V/m) = Reading Level (dB μ V) + Factor (dB)

Factor (dB) = Cable Loss (dB) + Antenna Factor (dB/m).

Site: AC1	Time: 2017/03/21 - 17:19
Limit: FCC_Part15.209_RE(3m)	Engineer: Kevin Ker
Probe: BBHA9120D_1GHz_18GHz	Polarity: Vertical
EUT: Wi-Fi AP 4x4 OD small omni antenna US	Power: AC 120V/60Hz
Test Mode: Transmit by 802.11ac-VHT40 at channel 5510MHz Ant 0	

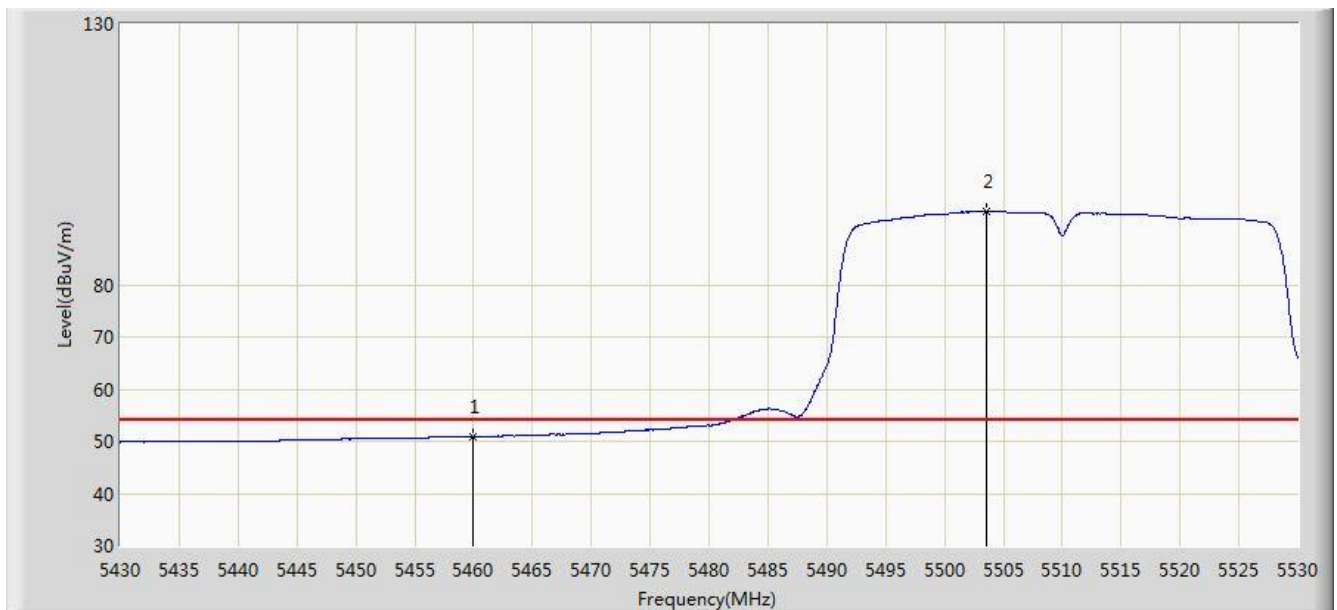


No	Flag	Mark	Frequency (MHz)	Measure Level (dBuV/m)	Reading Level (dBuV)	Margin (dB)	Limit (dBuV/m)	Factor (dB)	Type
1			5432.600	65.579	26.017	-8.421	74.000	39.561	PK
2			5460.000	64.334	24.698	-9.666	74.000	39.636	PK
3			5470.000	64.767	25.113	-9.233	74.000	39.654	PK
4		*	5513.200	105.673	65.938	N/A	N/A	39.734	PK

Note: Measure Level (dB μ V/m) = Reading Level (dB μ V) + Factor (dB)

Factor (dB) = Cable Loss (dB) + Antenna Factor (dB/m).

Site: AC1	Time: 2017/03/21 - 17:21
Limit: FCC_Part15.209_RE(3m)	Engineer: Kevin Ker
Probe: BBHA9120D_1GHz_18GHz	Polarity: Vertical
EUT: Wi-Fi AP 4x4 OD small omni antenna US	Power: AC 120V/60Hz
Test Mode: Transmit by 802.11ac-VHT40 at channel 5510MHz Ant 0	

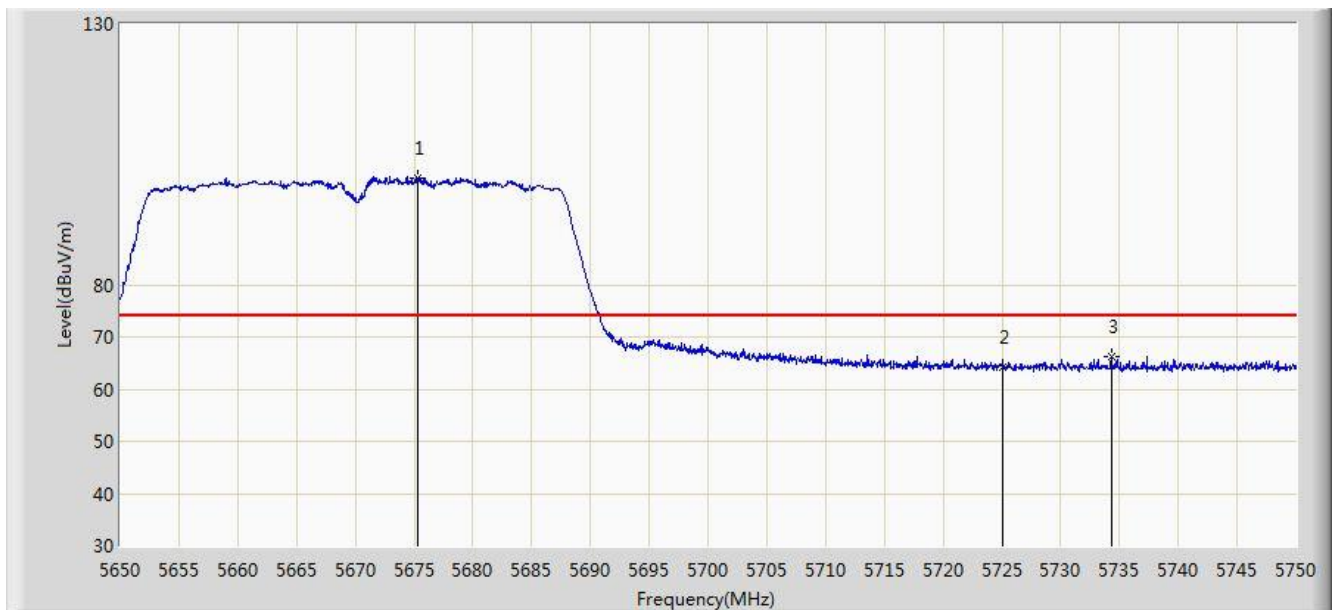


No	Flag	Mark	Frequency (MHz)	Measure Level (dBuV/m)	Reading Level (dBuV)	Margin (dB)	Limit (dBuV/m)	Factor (dB)	Type
1			5460.000	50.930	11.294	-3.070	54.000	39.636	AV
2		*	5503.550	94.140	54.423	N/A	N/A	39.717	AV

Note: Measure Level (dB μ V/m) = Reading Level (dB μ V) + Factor (dB)

Factor (dB) = Cable Loss (dB) + Antenna Factor (dB/m).

Site: AC1	Time: 2017/03/21 - 17:22
Limit: FCC_Part15.209_RE(3m)	Engineer: Kevin Ker
Probe: BBHA9120D_1GHz_18GHz	Polarity: Horizontal
EUT: Wi-Fi AP 4x4 OD small omni antenna US	Power: AC 120V/60Hz
Test Mode: Transmit by 802.11ac-VHT40 at channel 5670MHz Ant 0	

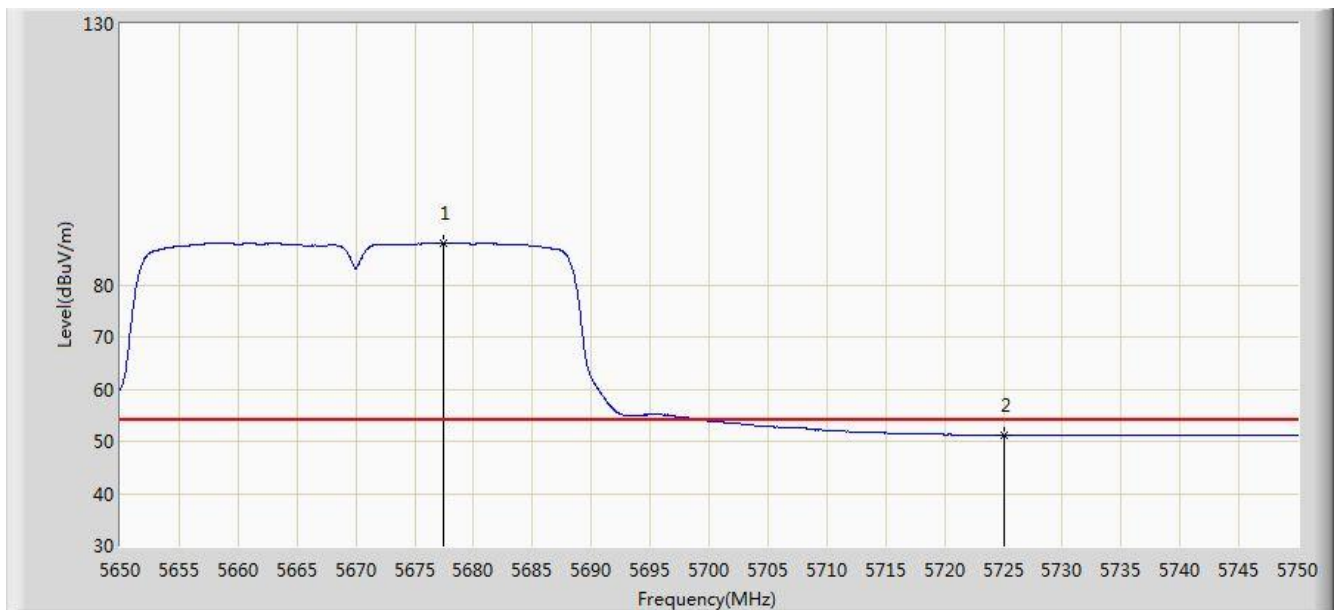


No	Flag	Mark	Frequency (MHz)	Measure Level (dBuV/m)	Reading Level (dBuV)	Margin (dB)	Limit (dBuV/m)	Factor (dB)	Type
1		*	5675.300	100.504	60.516	N/A	N/A	39.987	PK
2			5725.000	64.097	23.933	-9.903	74.000	40.164	PK
3			5734.300	66.193	25.986	-7.807	74.000	40.207	PK

Note: Measure Level (dB μ V/m) = Reading Level (dB μ V) + Factor (dB)

Factor (dB) = Cable Loss (dB) + Antenna Factor (dB/m).

Site: AC1	Time: 2017/03/21 - 17:26
Limit: FCC_Part15.209_RE(3m)	Engineer: Kevin Ker
Probe: BBHA9120D_1GHz_18GHz	Polarity: Horizontal
EUT: Wi-Fi AP 4x4 OD small omni antenna US	Power: AC 120V/60Hz
Test Mode: Transmit by 802.11ac-VHT40 at channel 5670MHz Ant 0	

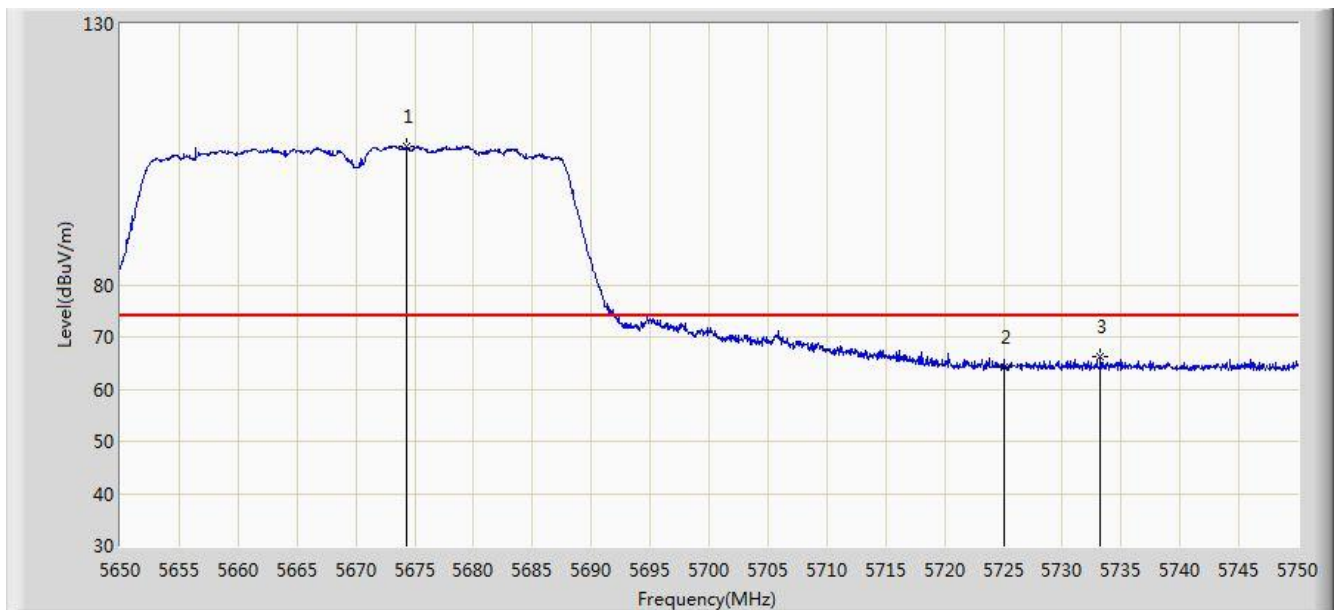


No	Flag	Mark	Frequency (MHz)	Measure Level (dBuV/m)	Reading Level (dBuV)	Margin (dB)	Limit (dBuV/m)	Factor (dB)	Type
1		*	5677.450	87.970	47.977	N/A	N/A	39.993	AV
2			5725.000	51.199	11.035	-2.801	54.000	40.164	AV

Note: Measure Level (dB μ V/m) = Reading Level (dB μ V) + Factor (dB)

Factor (dB) = Cable Loss (dB) + Antenna Factor (dB/m).

Site: AC1	Time: 2017/03/21 - 17:27
Limit: FCC_Part15.209_RE(3m)	Engineer: Kevin Ker
Probe: BBHA9120D_1GHz_18GHz	Polarity: Vertical
EUT: Wi-Fi AP 4x4 OD small omni antenna US	Power: AC 120V/60Hz
Test Mode: Transmit by 802.11ac-VHT40 at channel 5670MHz Ant 0	

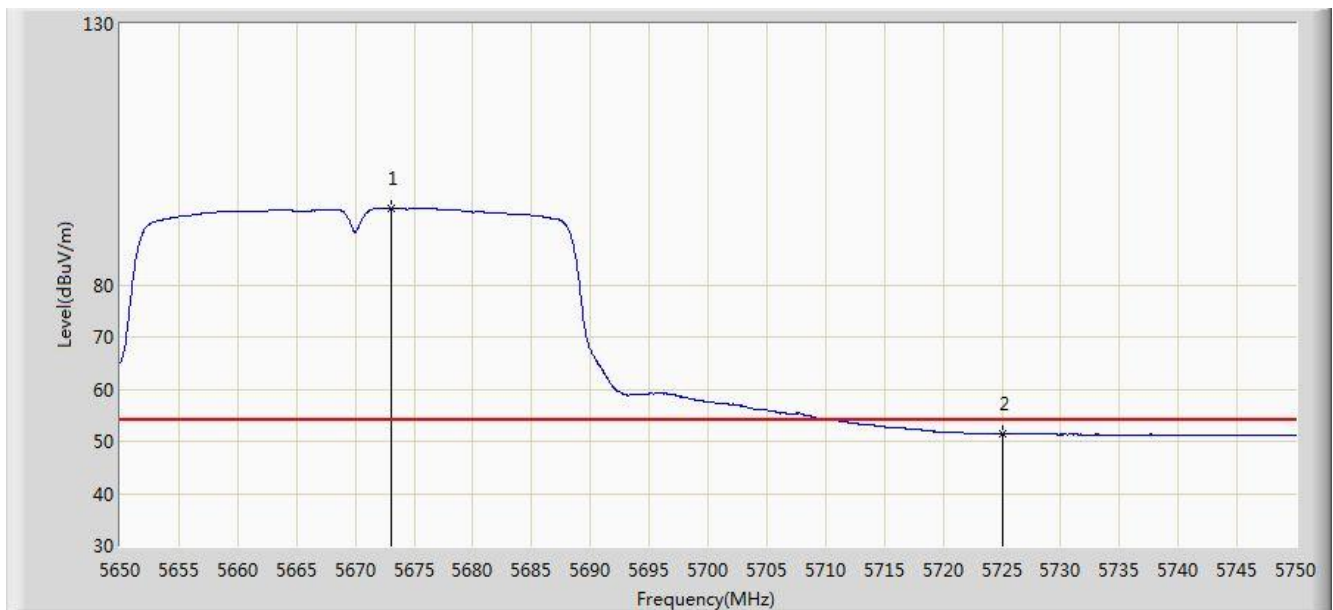


No	Flag	Mark	Frequency (MHz)	Measure Level (dBuV/m)	Reading Level (dBuV)	Margin (dB)	Limit (dBuV/m)	Factor (dB)	Type
1		*	5674.350	106.641	66.655	N/A	N/A	39.986	PK
2			5725.000	64.186	24.022	-9.814	74.000	40.164	PK
3			5733.200	66.097	25.895	-7.903	74.000	40.202	PK

Note: Measure Level (dB μ V/m) = Reading Level (dB μ V) + Factor (dB)

Factor (dB) = Cable Loss (dB) + Antenna Factor (dB/m).

Site: AC1	Time: 2017/03/21 - 17:29
Limit: FCC_Part15.209_RE(3m)	Engineer: Kevin Ker
Probe: BBHA9120D_1GHz_18GHz	Polarity: Vertical
EUT: Wi-Fi AP 4x4 OD small omni antenna US	Power: AC 120V/60Hz
Test Mode: Transmit by 802.11ac-VHT40 at channel 5670MHz Ant 0	

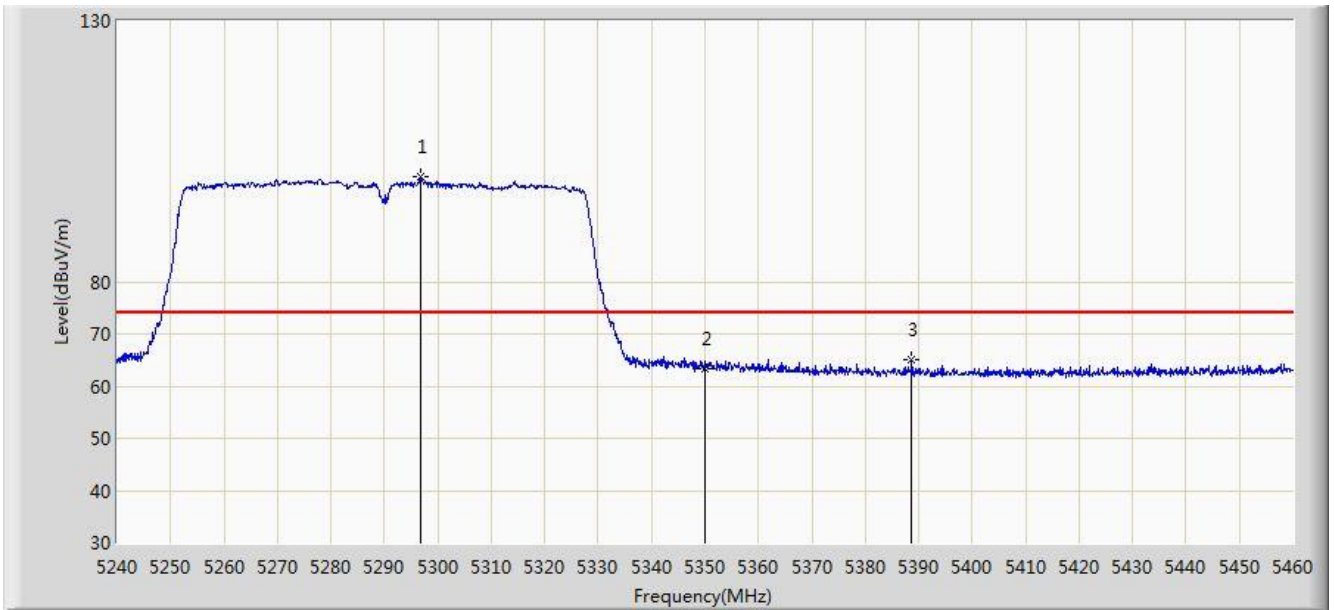


No	Flag	Mark	Frequency (MHz)	Measure Level (dBuV/m)	Reading Level (dBuV)	Margin (dB)	Limit (dBuV/m)	Factor (dB)	Type
1		*	5673.100	94.541	54.558	N/A	N/A	39.983	AV
2			5725.000	51.384	11.220	-2.616	54.000	40.164	AV

Note: Measure Level (dBμV/m) = Reading Level (dBμV) + Factor (dB)

Factor (dB) = Cable Loss (dB) + Antenna Factor (dB/m).

Site: AC1	Time: 2017/03/21 - 18:00
Limit: FCC_Part15.209_RE(3m)	Engineer: Kevin Ker
Probe: BBHA9120D_1GHz_18GHz	Polarity: Horizontal
EUT: Wi-Fi AP 4x4 OD small omni antenna US	Power: AC 120V/60Hz
Test Mode: Transmit by 802.11ac-VHT80 at channel 5290MHz Ant 0	

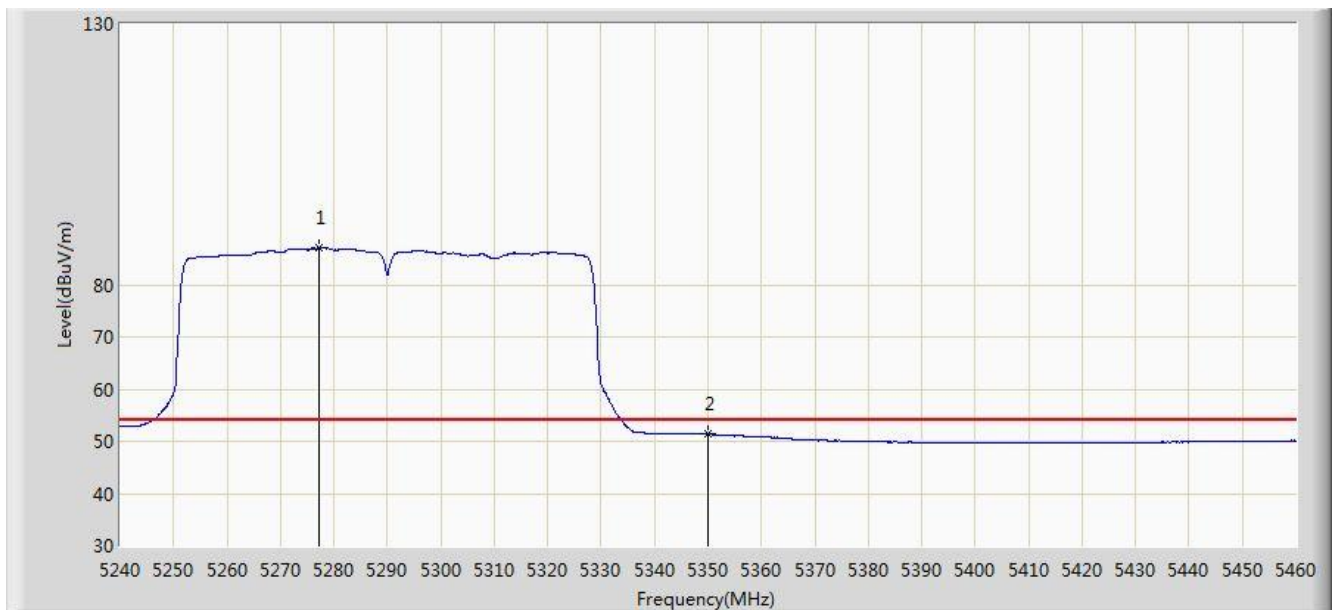


No	Flag	Mark	Frequency (MHz)	Measure Level (dBuV/m)	Reading Level (dBuV)	Margin (dB)	Limit (dBuV/m)	Factor (dB)	Type
1		*	5296.760	100.044	60.849	N/A	N/A	39.195	PK
2			5350.000	63.303	23.978	-10.697	74.000	39.324	PK
3			5388.720	65.054	25.627	-8.946	74.000	39.427	PK

Note: Measure Level (dB μ V/m) = Reading Level (dB μ V) + Factor (dB)

Factor (dB) = Cable Loss (dB) + Antenna Factor (dB/m).

Site: AC1	Time: 2017/03/21 - 18:02
Limit: FCC_Part15.209_RE(3m)	Engineer: Kevin Ker
Probe: BBHA9120D_1GHz_18GHz	Polarity: Horizontal
EUT: Wi-Fi AP 4x4 OD small omni antenna US	Power: AC 120V/60Hz
Test Mode: Transmit by 802.11ac-VHT80 at channel 5290MHz Ant 0	

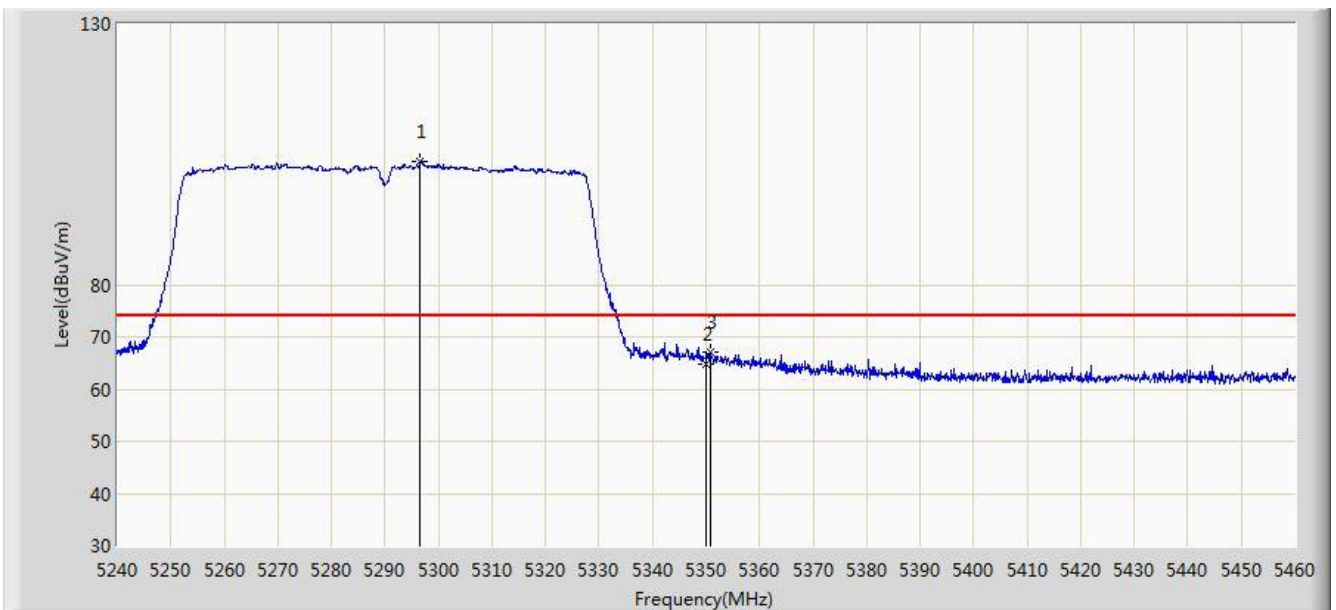


No	Flag	Mark	Frequency (MHz)	Measure Level (dBuV/m)	Reading Level (dBuV)	Margin (dB)	Limit (dBuV/m)	Factor (dB)	Type
1		*	5277.180	87.046	47.846	N/A	N/A	39.200	AV
2			5350.000	51.400	12.075	-2.600	54.000	39.324	AV

Note: Measure Level (dB μ V/m) = Reading Level (dB μ V) + Factor (dB)

Factor (dB) = Cable Loss (dB) + Antenna Factor (dB/m).

Site: AC1	Time: 2017/03/21 - 17:59
Limit: FCC_Part15.209_RE(3m)	Engineer: Kevin Ker
Probe: BBHA9120D_1GHz_18GHz	Polarity: Vertical
EUT: Wi-Fi AP 4x4 OD small omni antenna US	Power: AC 120V/60Hz
Test Mode: Transmit by 802.11ac-VHT80 at channel 5290MHz Ant 0	

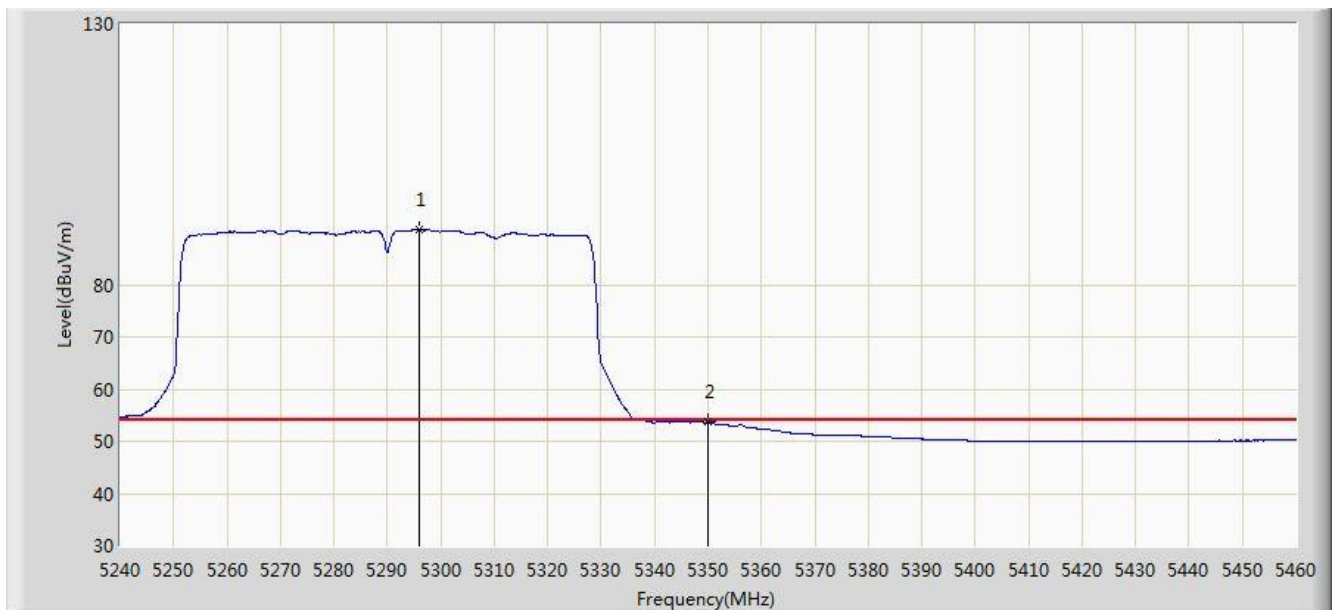


No	Flag	Mark	Frequency (MHz)	Measure Level (dBuV/m)	Reading Level (dBuV)	Margin (dB)	Limit (dBuV/m)	Factor (dB)	Type
1		*	5296.650	103.582	64.387	N/A	N/A	39.195	PK
2			5350.000	64.876	25.551	-9.124	74.000	39.324	PK
3			5350.770	67.226	27.899	-6.774	74.000	39.327	PK

Note: Measure Level (dBμV/m) = Reading Level (dBμV) + Factor (dB)

Factor (dB) = Cable Loss (dB) + Antenna Factor (dB/m).

Site: AC1	Time: 2017/03/21 - 17:58
Limit: FCC_Part15.209_RE(3m)	Engineer: Kevin Ker
Probe: BBHA9120D_1GHz_18GHz	Polarity: Vertical
EUT: Wi-Fi AP 4x4 OD small omni antenna US	Power: AC 120V/60Hz
Test Mode: Transmit by 802.11ac-VHT80 at channel 5290MHz Ant 0	

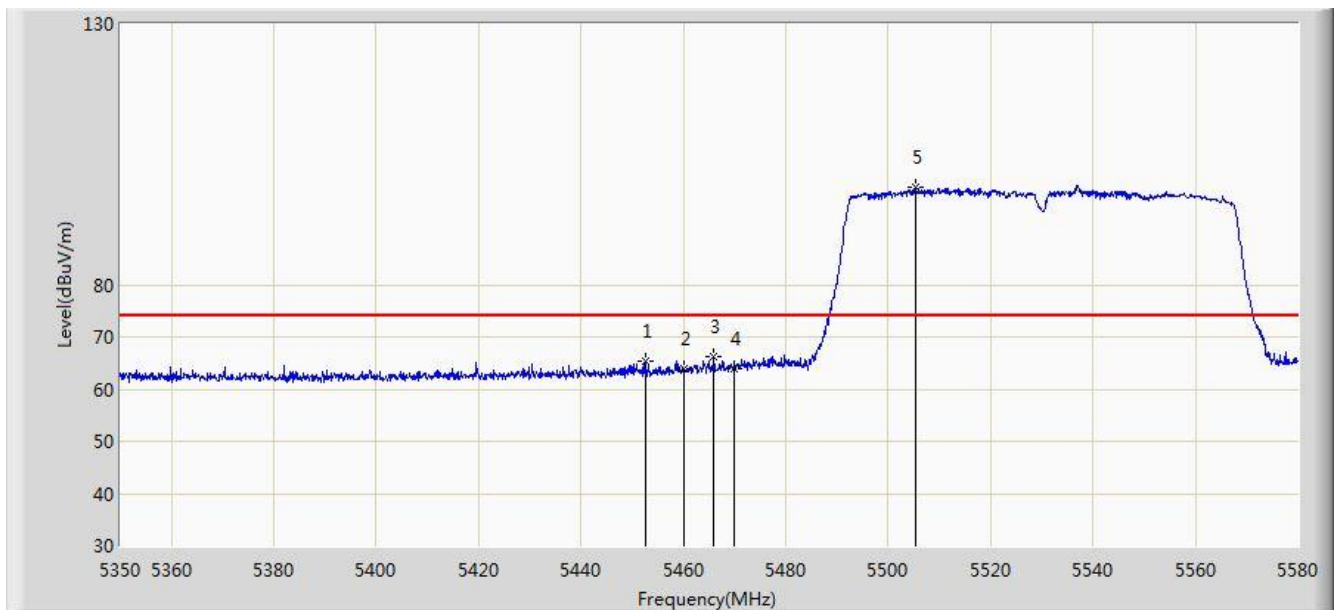


No	Flag	Mark	Frequency (MHz)	Measure Level (dBuV/m)	Reading Level (dBuV)	Margin (dB)	Limit (dBuV/m)	Factor (dB)	Type
1		*	5295.990	90.568	51.373	N/A	N/A	39.195	AV
2			5350.000	53.686	14.361	-0.314	54.000	39.324	AV

Note: Measure Level (dB μ V/m) = Reading Level (dB μ V) + Factor (dB)

Factor (dB) = Cable Loss (dB) + Antenna Factor (dB/m).

Site: AC1	Time: 2017/03/21 - 18:39
Limit: FCC_Part15.209_RE(3m)	Engineer: Kevin Ker
Probe: BBHA9120D_1GHz_18GHz	Polarity: Horizontal
EUT: Wi-Fi AP 4x4 OD small omni antenna US	Power: AC 120V/60Hz
Test Mode: Transmit by 802.11ac-VHT80 at channel 5530MHz Ant 0	

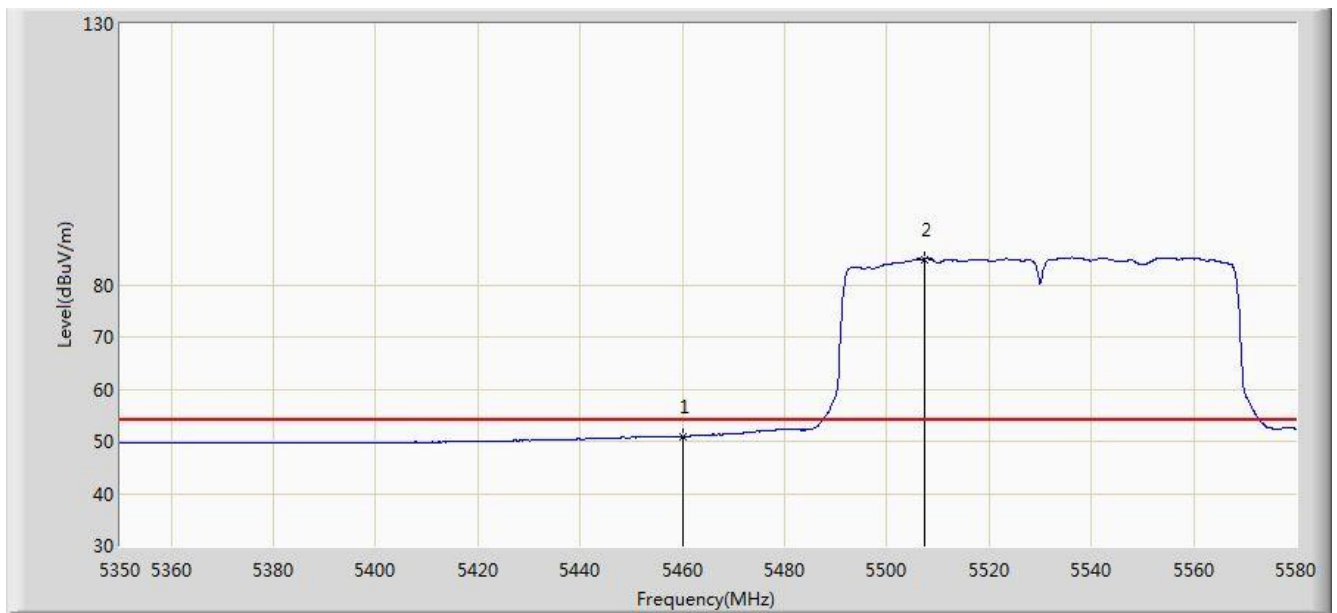


No	Flag	Mark	Frequency (MHz)	Measure Level (dBuV/m)	Reading Level (dBuV)	Margin (dB)	Limit (dBuV/m)	Factor (dB)	Type
1			5452.580	65.266	25.645	-8.734	74.000	39.621	PK
2			5460.000	63.798	24.162	-10.202	74.000	39.636	PK
3			5465.920	66.106	26.459	-7.894	74.000	39.647	PK
4			5470.000	64.023	24.369	-9.977	74.000	39.654	PK
5		*	5505.250	98.684	58.964	N/A	N/A	39.720	PK

Note: Measure Level (dB μ V/m) = Reading Level (dB μ V) + Factor (dB)

Factor (dB) = Cable Loss (dB) + Antenna Factor (dB/m).

Site: AC1	Time: 2017/03/21 - 18:42
Limit: FCC_Part15.209_RE(3m)	Engineer: Kevin Ker
Probe: BBHA9120D_1GHz_18GHz	Polarity: Horizontal
EUT: Wi-Fi AP 4x4 OD small omni antenna US	Power: AC 120V/60Hz
Test Mode: Transmit by 802.11ac-VHT80 at channel 5530MHz Ant 0	

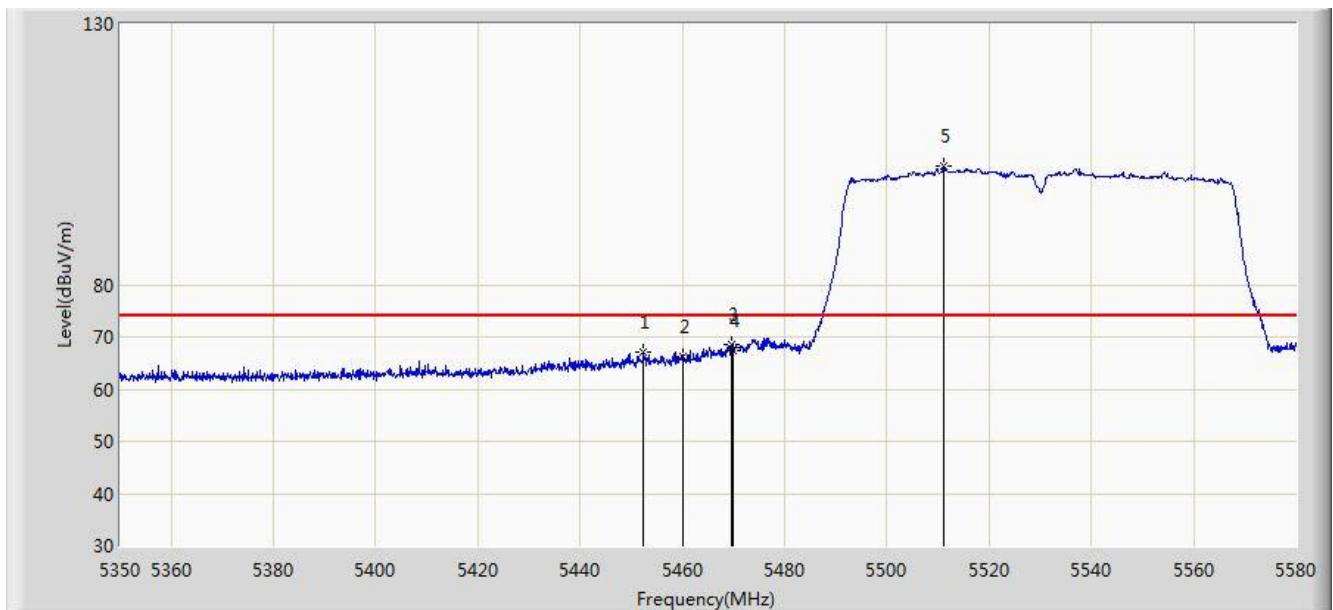


No	Flag	Mark	Frequency (MHz)	Measure Level (dBuV/m)	Reading Level (dBuV)	Margin (dB)	Limit (dBuV/m)	Factor (dB)	Type
1			5460.000	50.974	11.338	-3.026	54.000	39.636	AV
2		*	5507.320	84.905	45.181	N/A	N/A	39.723	AV

Note: Measure Level (dBμV/m) = Reading Level (dBμV) + Factor (dB)

Factor (dB) = Cable Loss (dB) + Antenna Factor (dB/m).

Site: AC1	Time: 2017/03/21 - 18:38
Limit: FCC_Part15.209_RE(3m)	Engineer: Kevin Ker
Probe: BBHA9120D_1GHz_18GHz	Polarity: Vertical
EUT: Wi-Fi AP 4x4 OD small omni antenna US	Power: AC 120V/60Hz
Test Mode: Transmit by 802.11ac-VHT80 at channel 5530MHz Ant 0	

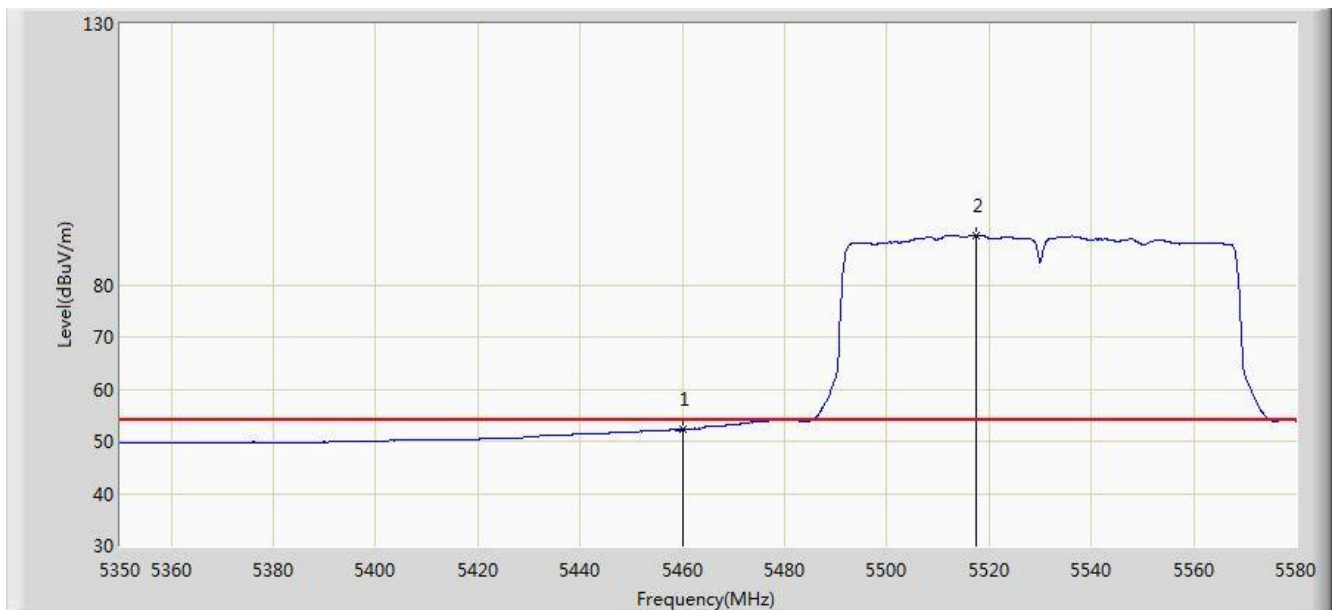


No	Flag	Mark	Frequency (MHz)	Measure Level (dBuV/m)	Reading Level (dBuV)	Margin (dB)	Limit (dBuV/m)	Factor (dB)	Type
1			5452.350	67.099	27.479	-6.901	74.000	39.621	PK
2			5460.000	66.233	26.597	-7.767	74.000	39.636	PK
3			5469.715	68.528	28.874	-5.472	74.000	39.654	PK
4			5470.000	67.455	27.801	-6.545	74.000	39.654	PK
5		*	5511.000	102.763	63.033	N/A	N/A	39.730	PK

Note: Measure Level (dB μ V/m) = Reading Level (dB μ V) + Factor (dB)

Factor (dB) = Cable Loss (dB) + Antenna Factor (dB/m).

Site: AC1	Time: 2017/03/21 - 18:36
Limit: FCC_Part15.209_RE(3m)	Engineer: Kevin Ker
Probe: BBHA9120D_1GHz_18GHz	Polarity: Vertical
EUT: Wi-Fi AP 4x4 OD small omni antenna US	Power: AC 120V/60Hz
Test Mode: Transmit by 802.11ac-VHT80 at channel 5530MHz Ant 0	

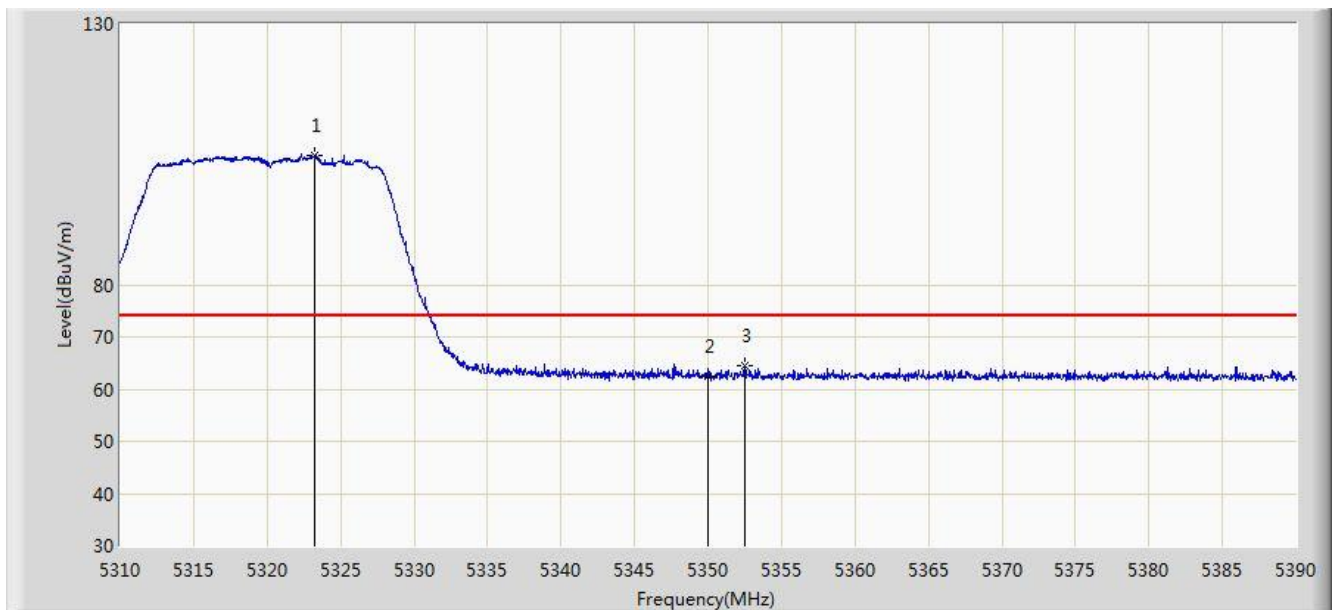


No	Flag	Mark	Frequency (MHz)	Measure Level (dBuV/m)	Reading Level (dBuV)	Margin (dB)	Limit (dBuV/m)	Factor (dB)	Type
1			5460.000	52.201	12.565	-1.799	54.000	39.636	AV
2		*	5517.440	89.476	49.734	N/A	N/A	39.742	AV

Note: Measure Level (dB μ V/m) = Reading Level (dB μ V) + Factor (dB)

Factor (dB) = Cable Loss (dB) + Antenna Factor (dB/m).

Site: AC1	Time: 2017/03/21 - 20:29
Limit: FCC_Part15.209_RE(3m)	Engineer: Kevin Ker
Probe: BBHA9120D_1GHz_18GHz	Polarity: Horizontal
EUT: Wi-Fi AP 4x4 OD small omni antenna US	Power: AC 120V/60Hz
Test Mode: Transmit by 802.11a at channel 5320MHz Ant 1	

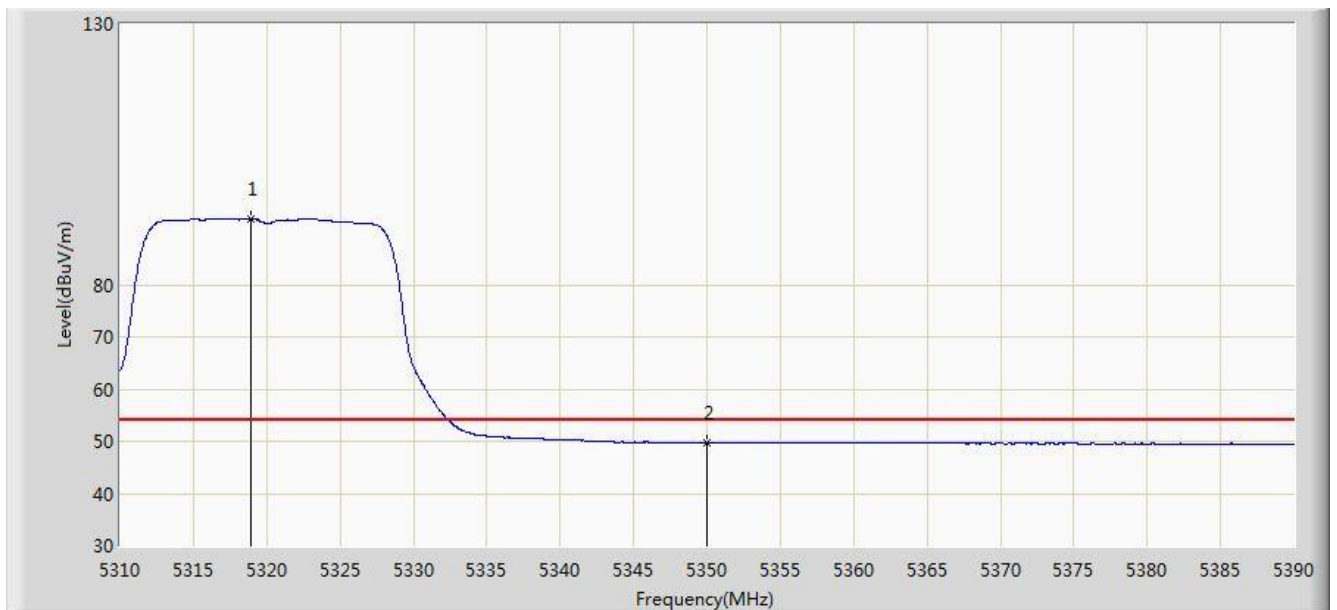


No	Flag	Mark	Frequency (MHz)	Measure Level (dBuV/m)	Reading Level (dBuV)	Margin (dB)	Limit (dBuV/m)	Factor (dB)	Type
1		*	5323.280	104.810	65.557	N/A	N/A	39.254	PK
2			5350.000	62.602	23.277	-11.398	74.000	39.324	PK
3			5352.480	64.594	25.263	-9.406	74.000	39.331	PK

Note: Measure Level (dB μ V/m) = Reading Level (dB μ V) + Factor (dB)

Factor (dB) = Cable Loss (dB) + Antenna Factor (dB/m).

Site: AC1	Time: 2017/03/21 - 20:31
Limit: FCC_Part15.209_RE(3m)	Engineer: Kevin Ker
Probe: BBHA9120D_1GHz_18GHz	Polarity: Horizontal
EUT: Wi-Fi AP 4x4 OD small omni antenna US	Power: AC 120V/60Hz
Test Mode: Transmit by 802.11a at channel 5320MHz Ant 1	

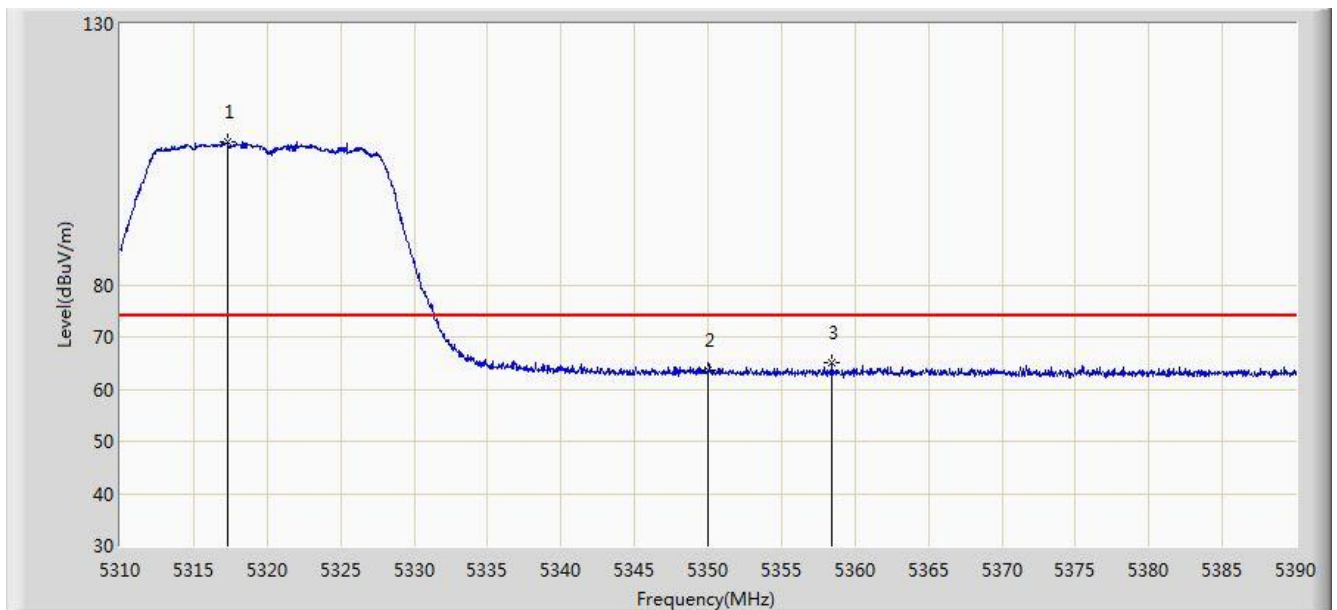


No	Flag	Mark	Frequency (MHz)	Measure Level (dBuV/m)	Reading Level (dBuV)	Margin (dB)	Limit (dBuV/m)	Factor (dB)	Type
1		*	5318.920	92.589	53.347	N/A	N/A	39.242	AV
2			5350.000	49.755	10.430	-4.245	54.000	39.324	AV

Note: Measure Level (dB μ V/m) = Reading Level (dB μ V) + Factor (dB)

Factor (dB) = Cable Loss (dB) + Antenna Factor (dB/m).

Site: AC1	Time: 2017/03/21 - 20:31
Limit: FCC_Part15.209_RE(3m)	Engineer: Kevin Ker
Probe: BBHA9120D_1GHz_18GHz	Polarity: Vertical
EUT: Wi-Fi AP 4x4 OD small omni antenna US	Power: AC 120V/60Hz
Test Mode: Transmit by 802.11a at channel 5320MHz Ant 1	

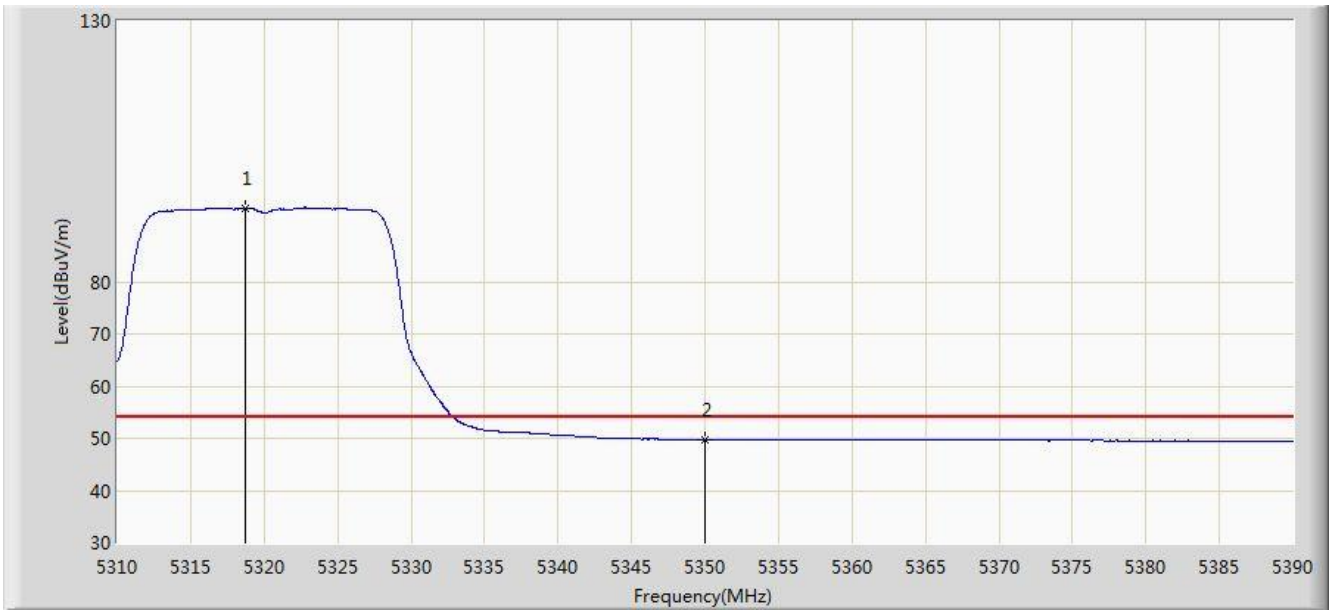


No	Flag	Mark	Frequency (MHz)	Measure Level (dBuV/m)	Reading Level (dBuV)	Margin (dB)	Limit (dBuV/m)	Factor (dB)	Type
1		*	5317.280	107.521	68.284	N/A	N/A	39.237	PK
2			5350.000	63.659	24.334	-10.341	74.000	39.324	PK
3			5358.440	65.033	25.686	-8.967	74.000	39.346	PK

Note: Measure Level (dB μ V/m) = Reading Level (dB μ V) + Factor (dB)

Factor (dB) = Cable Loss (dB) + Antenna Factor (dB/m).

Site: AC1	Time: 2017/03/21 - 20:40
Limit: FCC_Part15.209_RE(3m)	Engineer: Kevin Ker
Probe: BBHA9120D_1GHz_18GHz	Polarity: Vertical
EUT: Wi-Fi AP 4x4 OD small omni antenna US	Power: AC 120V/60Hz
Test Mode: Transmit by 802.11a at channel 5320MHz Ant 1	

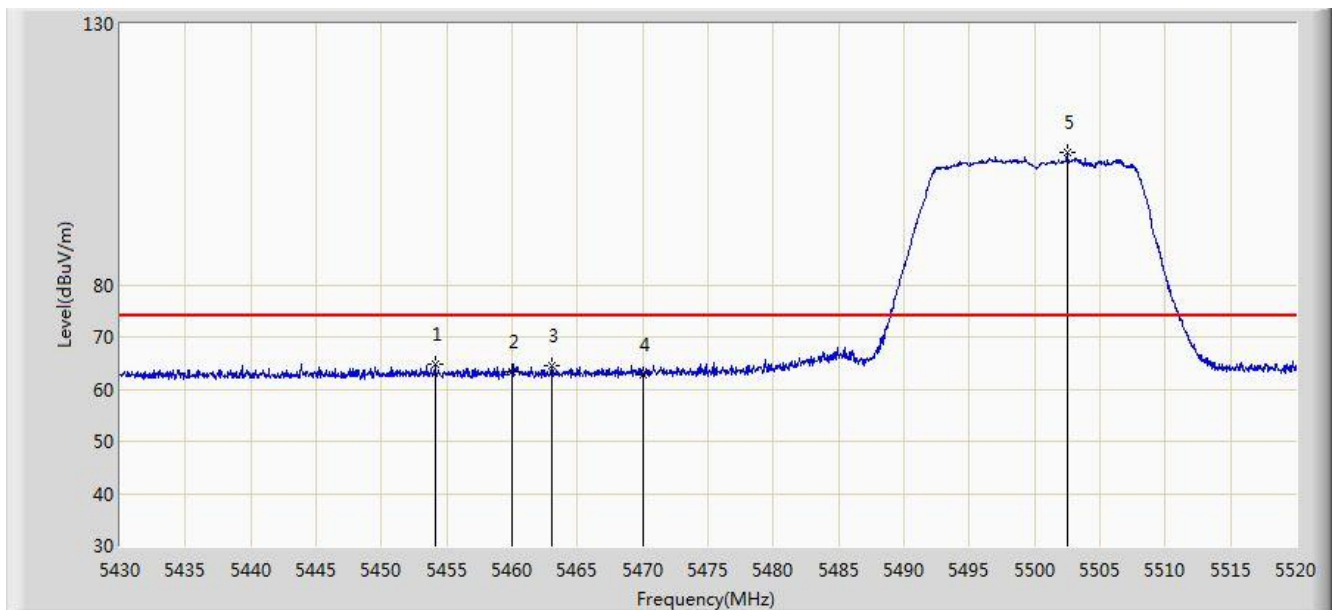


No	Flag	Mark	Frequency (MHz)	Measure Level (dBuV/m)	Reading Level (dBuV)	Margin (dB)	Limit (dBuV/m)	Factor (dB)	Type
1		*	5318.680	94.045	54.804	N/A	N/A	39.241	AV
2			5350.000	49.796	10.471	-4.204	54.000	39.324	AV

Note: Measure Level (dB μ V/m) = Reading Level (dB μ V) + Factor (dB)

Factor (dB) = Cable Loss (dB) + Antenna Factor (dB/m).

Site: AC1	Time: 2017/03/21 - 20:40
Limit: FCC_Part15.209_RE(3m)	Engineer: Kevin Ker
Probe: BBHA9120D_1GHz_18GHz	Polarity: Horizontal
EUT: Wi-Fi AP 4x4 OD small omni antenna US	Power: AC 120V/60Hz
Test Mode: Transmit by 802.11a at channel 5500MHz Ant 1	

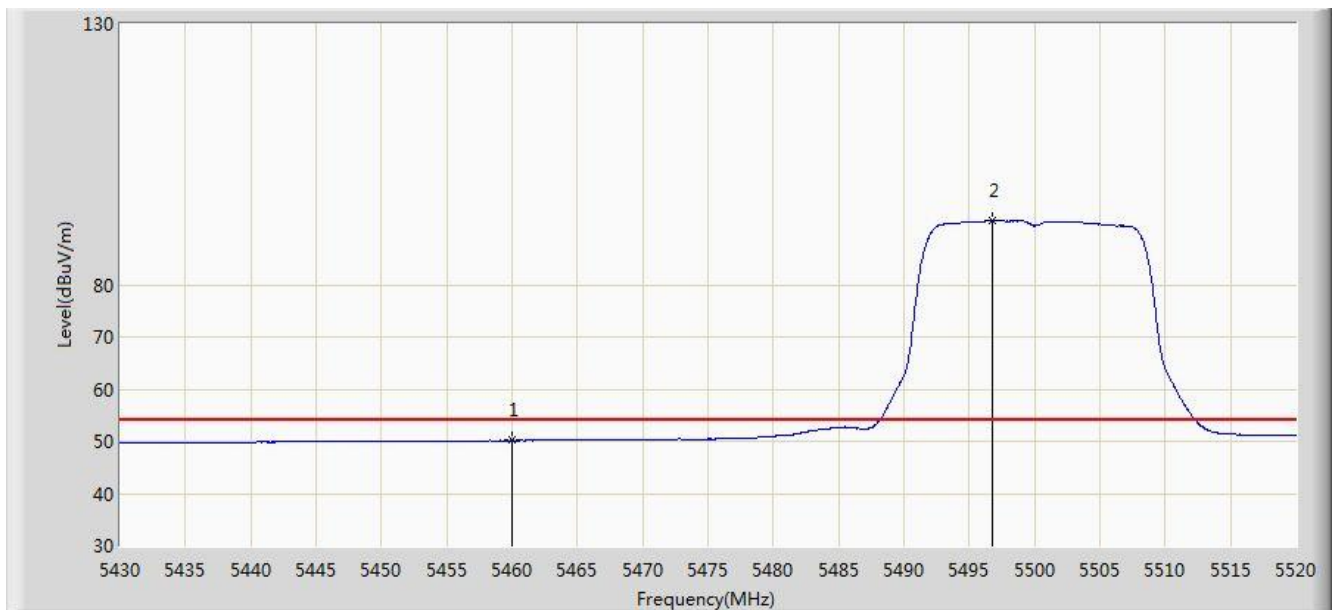


No	Flag	Mark	Frequency (MHz)	Measure Level (dBuV/m)	Reading Level (dBuV)	Margin (dB)	Limit (dBuV/m)	Factor (dB)	Type
1			5454.120	64.860	25.235	-9.140	74.000	39.625	PK
2			5460.000	63.327	23.691	-10.673	74.000	39.636	PK
3			5463.075	64.636	24.994	-9.364	74.000	39.642	PK
4			5470.000	62.852	23.198	-11.148	74.000	39.654	PK
5		*	5502.495	105.432	65.717	N/A	N/A	39.714	PK

Note: Measure Level (dB μ V/m) = Reading Level (dB μ V) + Factor (dB)

Factor (dB) = Cable Loss (dB) + Antenna Factor (dB/m).

Site: AC1	Time: 2017/03/21 - 20:43
Limit: FCC_Part15.209_RE(3m)	Engineer: Kevin Ker
Probe: BBHA9120D_1GHz_18GHz	Polarity: Horizontal
EUT: Wi-Fi AP 4x4 OD small omni antenna US	Power: AC 120V/60Hz
Test Mode: Transmit by 802.11a at channel 5500MHz Ant 1	

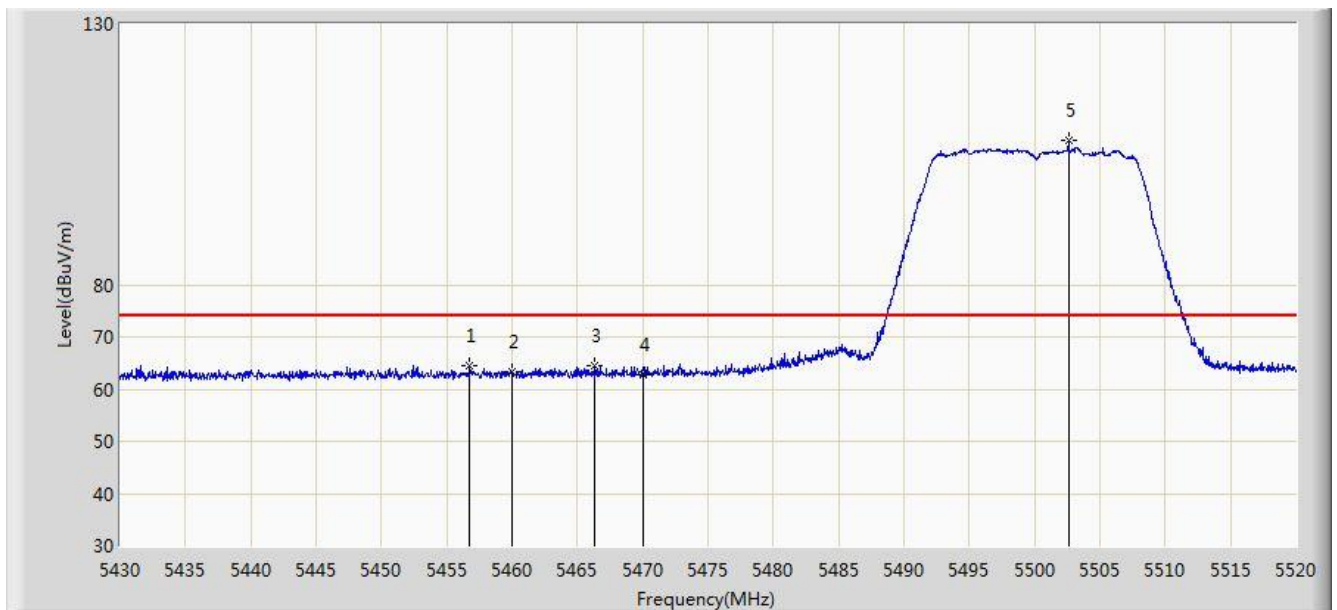


No	Flag	Mark	Frequency (MHz)	Measure Level (dBuV/m)	Reading Level (dBuV)	Margin (dB)	Limit (dBuV/m)	Factor (dB)	Type
1			5460.000	50.150	10.514	-3.850	54.000	39.636	AV
2		*	5496.735	92.298	52.594	N/A	N/A	39.705	AV

Note: Measure Level (dB μ V/m) = Reading Level (dB μ V) + Factor (dB)

Factor (dB) = Cable Loss (dB) + Antenna Factor (dB/m).

Site: AC1	Time: 2017/03/21 - 20:43
Limit: FCC_Part15.209_RE(3m)	Engineer: Kevin Ker
Probe: BBHA9120D_1GHz_18GHz	Polarity: Vertical
EUT: Wi-Fi AP 4x4 OD small omni antenna US	Power: AC 120V/60Hz
Test Mode: Transmit by 802.11a at channel 5500MHz Ant 1	

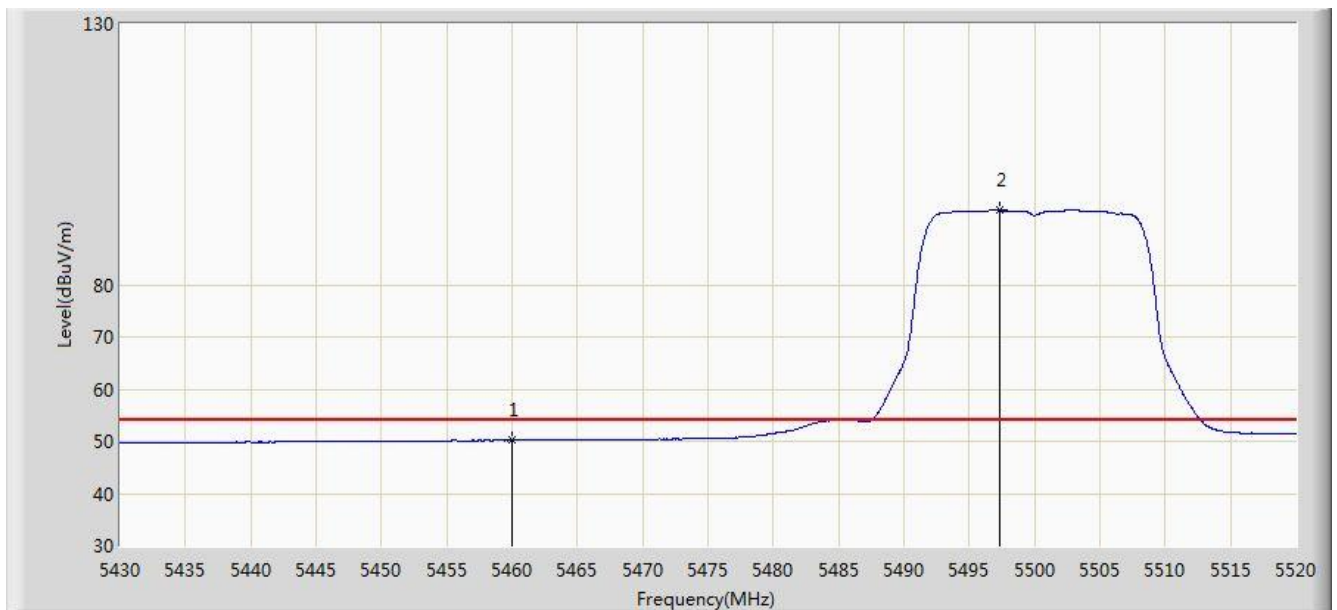


No	Flag	Mark	Frequency (MHz)	Measure Level (dBuV/m)	Reading Level (dBuV)	Margin (dB)	Limit (dBuV/m)	Factor (dB)	Type
1			5456.775	64.429	24.799	-9.571	74.000	39.630	PK
2			5460.000	63.261	23.625	-10.739	74.000	39.636	PK
3			5466.360	64.502	24.854	-9.498	74.000	39.647	PK
4			5470.000	62.682	23.028	-11.318	74.000	39.654	PK
5		*	5502.585	107.558	67.843	N/A	N/A	39.715	PK

Note: Measure Level (dB μ V/m) = Reading Level (dB μ V) + Factor (dB)

Factor (dB) = Cable Loss (dB) + Antenna Factor (dB/m).

Site: AC1	Time: 2017/03/21 - 20:45
Limit: FCC_Part15.209_RE(3m)	Engineer: Kevin Ker
Probe: BBHA9120D_1GHz_18GHz	Polarity: Vertical
EUT: Wi-Fi AP 4x4 OD small omni antenna US	Power: AC 120V/60Hz
Test Mode: Transmit by 802.11a at channel 5500MHz Ant 1	

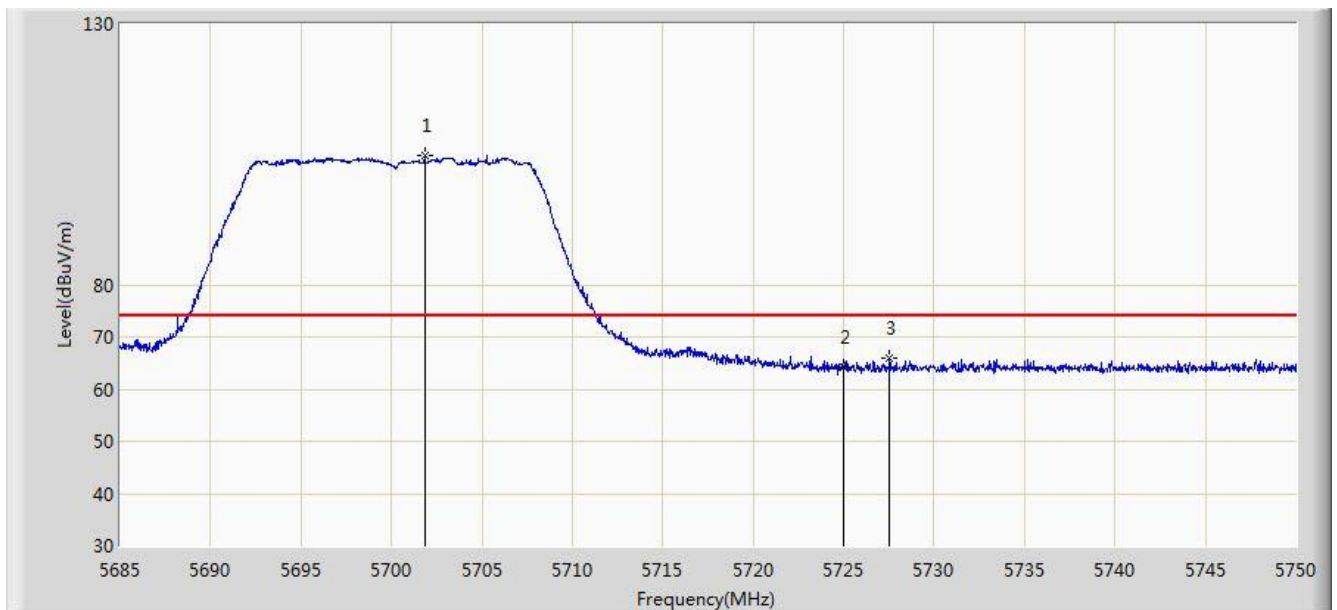


No	Flag	Mark	Frequency (MHz)	Measure Level (dBuV/m)	Reading Level (dBuV)	Margin (dB)	Limit (dBuV/m)	Factor (dB)	Type
1			5460.000	50.160	10.524	-3.840	54.000	39.636	AV
2		*	5497.275	94.263	54.558	N/A	N/A	39.705	AV

Note: Measure Level (dB μ V/m) = Reading Level (dB μ V) + Factor (dB)

Factor (dB) = Cable Loss (dB) + Antenna Factor (dB/m).

Site: AC1	Time: 2017/03/21 - 20:45
Limit: FCC_Part15.209_RE(3m)	Engineer: Kevin Ker
Probe: BBHA9120D_1GHz_18GHz	Polarity: Horizontal
EUT: Wi-Fi AP 4x4 OD small omni antenna US	Power: AC 120V/60Hz
Test Mode: Transmit by 802.11a at channel 5700MHz Ant 1	

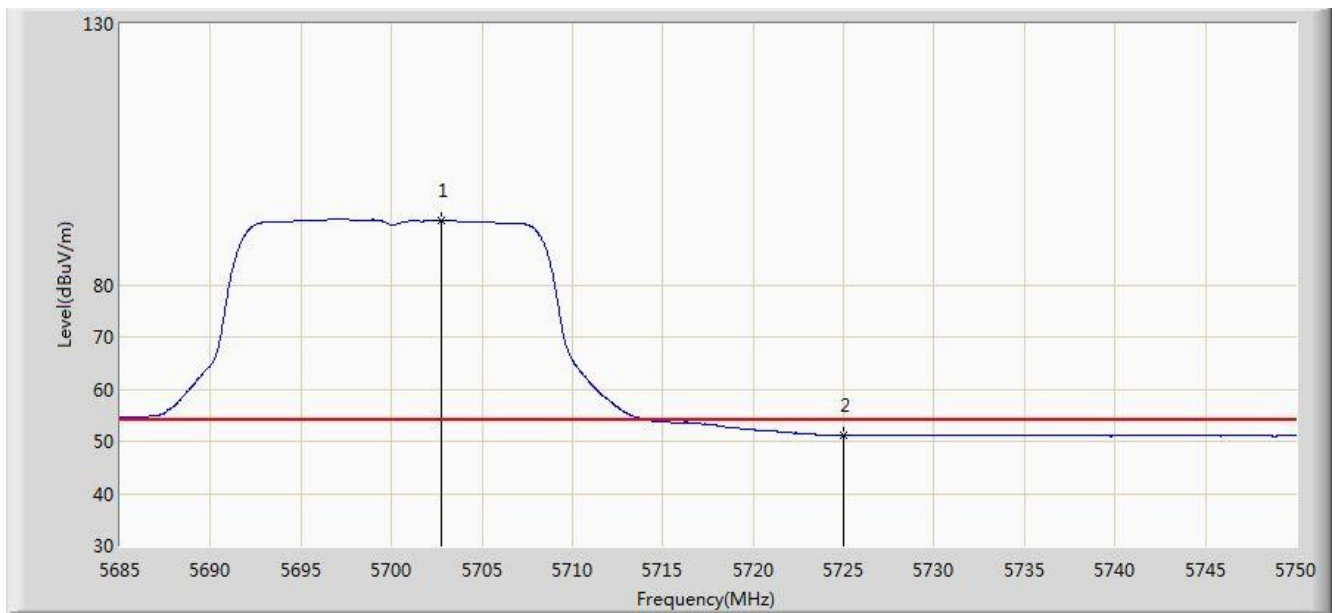


No	Flag	Mark	Frequency (MHz)	Measure Level (dBuV/m)	Reading Level (dBuV)	Margin (dB)	Limit (dBuV/m)	Factor (dB)	Type
1		*	5701.835	104.694	64.630	N/A	N/A	40.064	PK
2			5725.000	64.290	24.126	-9.710	74.000	40.164	PK
3			5727.542	65.928	25.752	-8.072	74.000	40.176	PK

Note: Measure Level (dB μ V/m) = Reading Level (dB μ V) + Factor (dB)

Factor (dB) = Cable Loss (dB) + Antenna Factor (dB/m).

Site: AC1	Time: 2017/03/21 - 20:48
Limit: FCC_Part15.209_RE(3m)	Engineer: Kevin Ker
Probe: BBHA9120D_1GHz_18GHz	Polarity: Horizontal
EUT: Wi-Fi AP 4x4 OD small omni antenna US	Power: AC 120V/60Hz
Test Mode: Transmit by 802.11a at channel 5700MHz Ant 1	

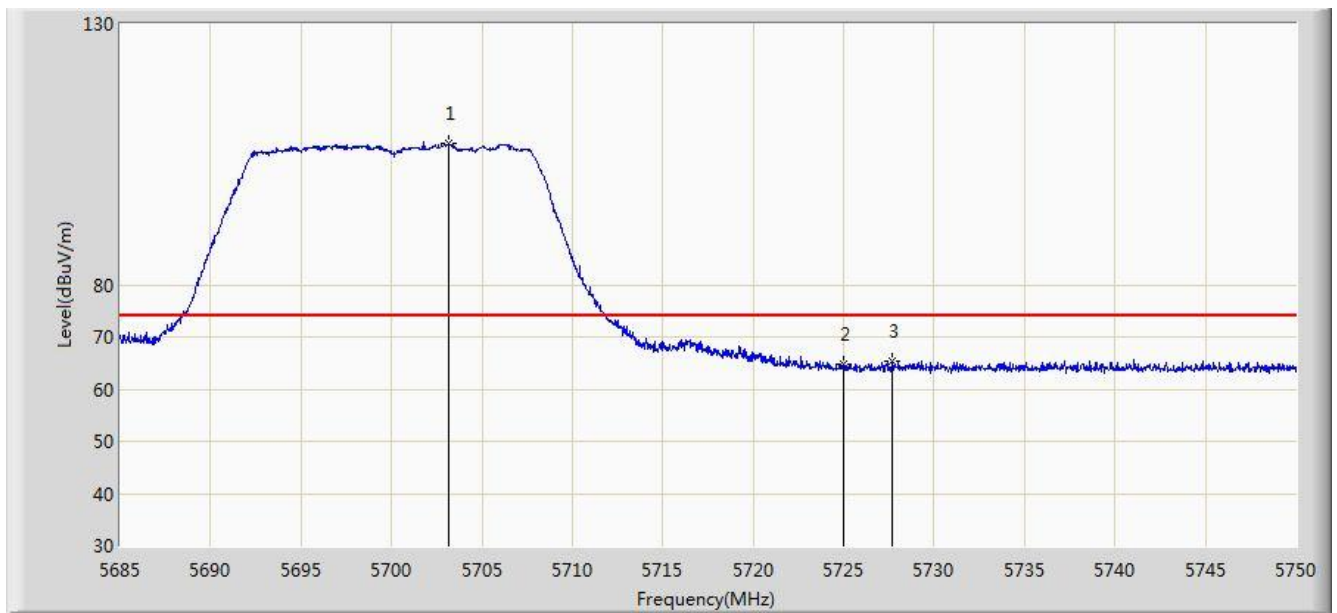


No	Flag	Mark	Frequency (MHz)	Measure Level (dBuV/m)	Reading Level (dBuV)	Margin (dB)	Limit (dBuV/m)	Factor (dB)	Type
1		*	5702.745	92.386	52.319	N/A	N/A	40.067	AV
2			5725.000	51.147	10.983	-2.853	54.000	40.164	AV

Note: Measure Level (dB μ V/m) = Reading Level (dB μ V) + Factor (dB)

Factor (dB) = Cable Loss (dB) + Antenna Factor (dB/m).

Site: AC1	Time: 2017/03/21 - 20:48
Limit: FCC_Part15.209_RE(3m)	Engineer: Kevin Ker
Probe: BBHA9120D_1GHz_18GHz	Polarity: Vertical
EUT: Wi-Fi AP 4x4 OD small omni antenna US	Power: AC 120V/60Hz
Test Mode: Transmit by 802.11a at channel 5700MHz Ant 1	

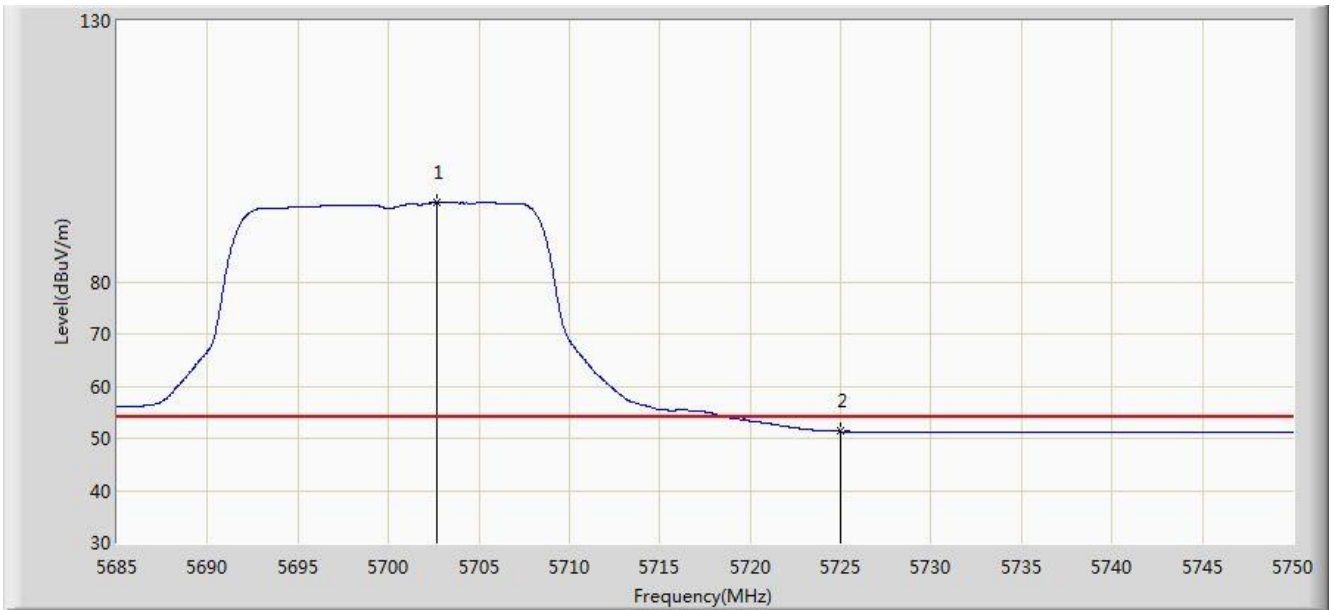


No	Flag	Mark	Frequency (MHz)	Measure Level (dBuV/m)	Reading Level (dBuV)	Margin (dB)	Limit (dBuV/m)	Factor (dB)	Type
1		*	5703.167	106.971	66.902	N/A	N/A	40.069	PK
2			5725.000	64.691	24.527	-9.309	74.000	40.164	PK
3			5727.705	65.438	25.261	-8.562	74.000	40.176	PK

Note: Measure Level (dB μ V/m) = Reading Level (dB μ V) + Factor (dB)

Factor (dB) = Cable Loss (dB) + Antenna Factor (dB/m).

Site: AC1	Time: 2017/03/21 - 20:50
Limit: FCC_Part15.209_RE(3m)	Engineer: Kevin Ker
Probe: BBHA9120D_1GHz_18GHz	Polarity: Vertical
EUT: Wi-Fi AP 4x4 OD small omni antenna US	Power: AC 120V/60Hz
Test Mode: Transmit by 802.11a at channel 5700MHz Ant 1	

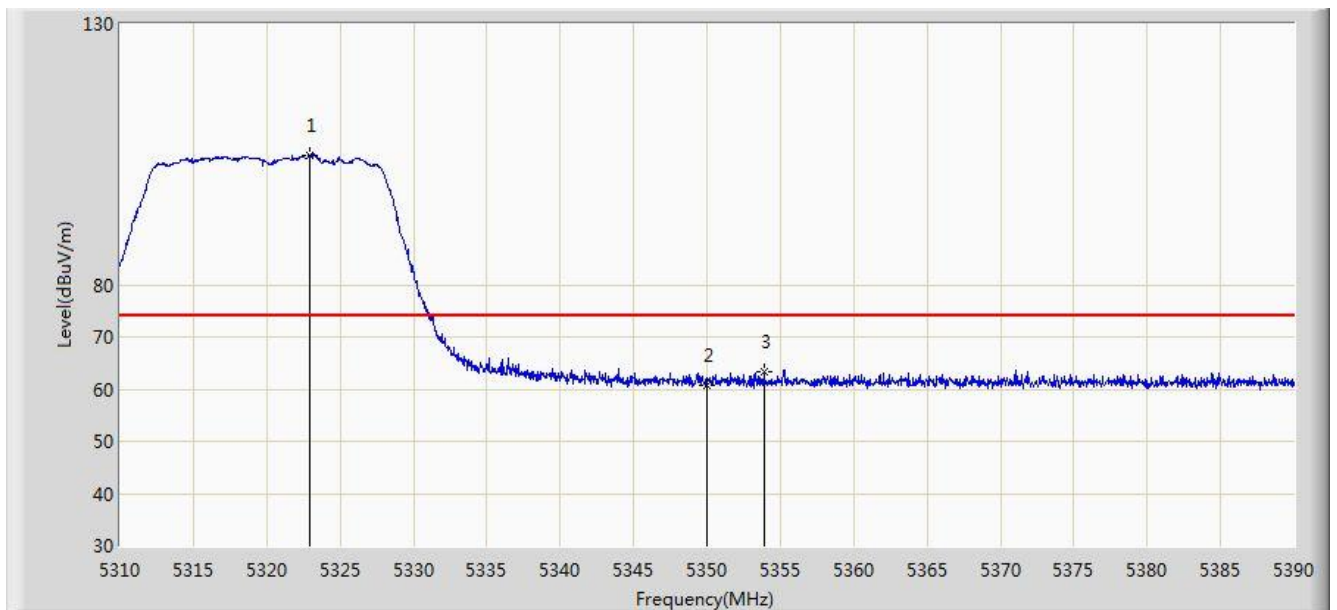


No	Flag	Mark	Frequency (MHz)	Measure Level (dBuV/m)	Reading Level (dBuV)	Margin (dB)	Limit (dBuV/m)	Factor (dB)	Type
1		*	5702.647	95.208	55.141	N/A	N/A	40.066	AV
2			5725.000	51.315	11.151	-2.685	54.000	40.164	AV

Note: Measure Level (dB μ V/m) = Reading Level (dB μ V) + Factor (dB)

Factor (dB) = Cable Loss (dB) + Antenna Factor (dB/m).

Site: AC1	Time: 2017/03/21 - 21:04
Limit: FCC_Part15.209_RE(3m)	Engineer: Kevin Ker
Probe: BBHA9120D_1GHz_18GHz	Polarity: Horizontal
EUT: Wi-Fi AP 4x4 OD small omni antenna US	Power: AC 120V/60Hz
Test Mode: Transmit by 802.11n-HT20 at channel 5320MHz Ant 1	

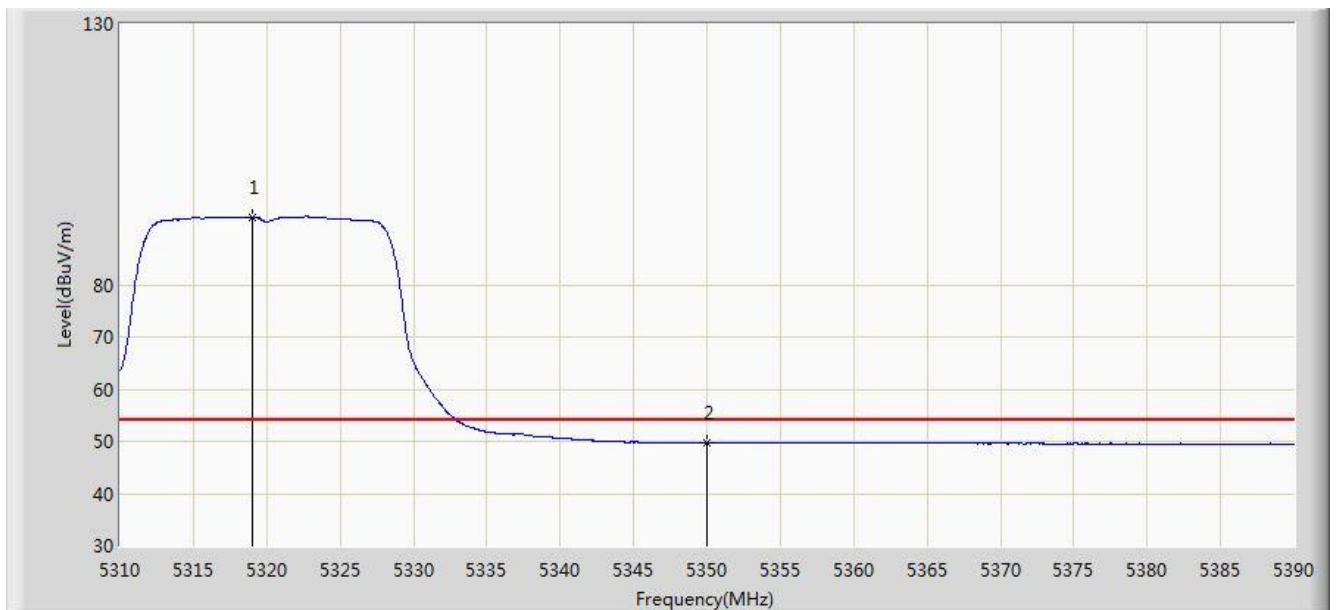


No	Flag	Mark	Frequency (MHz)	Measure Level (dBuV/m)	Reading Level (dBuV)	Margin (dB)	Limit (dBuV/m)	Factor (dB)	Type
1		*	5322.960	104.706	65.453	N/A	N/A	39.253	PK
2			5350.000	60.658	21.333	-13.342	74.000	39.324	PK
3			5353.880	63.471	24.136	-10.529	74.000	39.335	PK

Note: Measure Level (dB μ V/m) = Reading Level (dB μ V) + Factor (dB)

Factor (dB) = Cable Loss (dB) + Antenna Factor (dB/m).

Site: AC1	Time: 2017/03/21 - 21:07
Limit: FCC_Part15.209_RE(3m)	Engineer: Kevin Ker
Probe: BBHA9120D_1GHz_18GHz	Polarity: Horizontal
EUT: Wi-Fi AP 4x4 OD small omni antenna US	Power: AC 120V/60Hz
Test Mode: Transmit by 802.11n-HT20 at channel 5320MHz Ant 1	

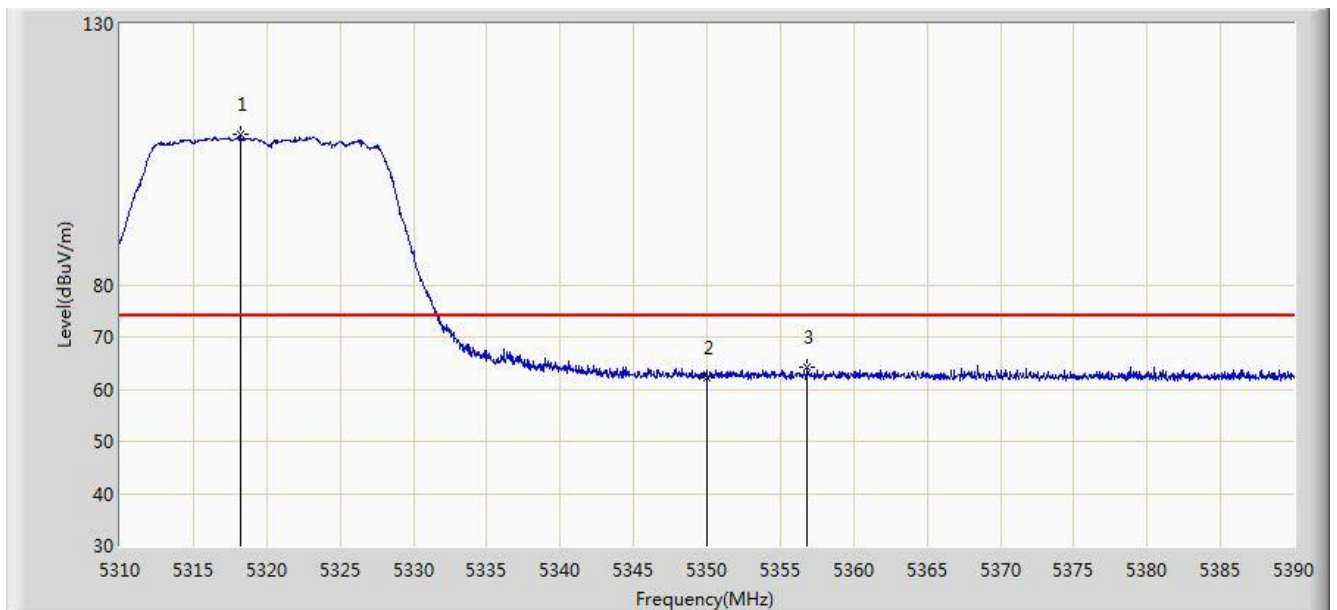


No	Flag	Mark	Frequency (MHz)	Measure Level (dBuV/m)	Reading Level (dBuV)	Margin (dB)	Limit (dBuV/m)	Factor (dB)	Type
1		*	5319.040	92.977	53.735	N/A	N/A	39.242	AV
2			5350.000	49.767	10.442	-4.233	54.000	39.324	AV

Note: Measure Level (dB μ V/m) = Reading Level (dB μ V) + Factor (dB)

Factor (dB) = Cable Loss (dB) + Antenna Factor (dB/m).

Site: AC1	Time: 2017/03/21 - 21:07
Limit: FCC_Part15.209_RE(3m)	Engineer: Kevin Ker
Probe: BBHA9120D_1GHz_18GHz	Polarity: Vertical
EUT: Wi-Fi AP 4x4 OD small omni antenna US	Power: AC 120V/60Hz
Test Mode: Transmit by 802.11n-HT20 at channel 5320MHz Ant 1	

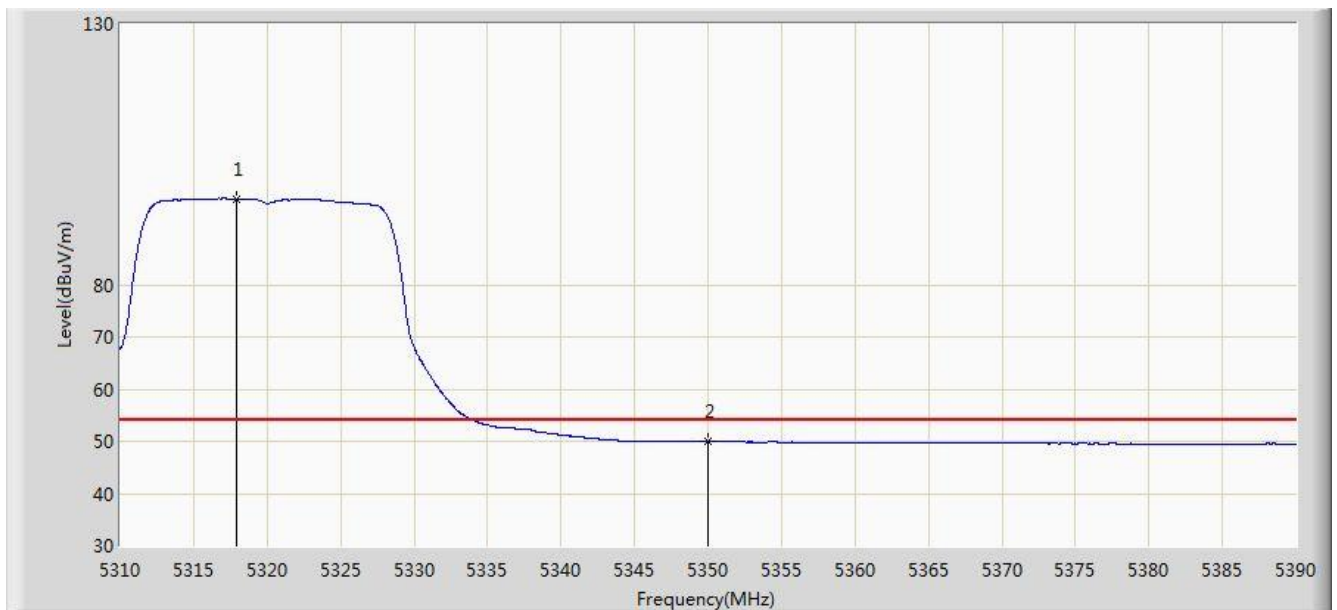


No	Flag	Mark	Frequency (MHz)	Measure Level (dBuV/m)	Reading Level (dBuV)	Margin (dB)	Limit (dBuV/m)	Factor (dB)	Type
1		*	5318.200	108.885	69.645	N/A	N/A	39.239	PK
2			5350.000	62.188	22.863	-11.812	74.000	39.324	PK
3			5356.840	64.217	24.874	-9.783	74.000	39.343	PK

Note: Measure Level (dB μ V/m) = Reading Level (dB μ V) + Factor (dB)

Factor (dB) = Cable Loss (dB) + Antenna Factor (dB/m).

Site: AC1	Time: 2017/03/21 - 21:09
Limit: FCC_Part15.209_RE(3m)	Engineer: Kevin Ker
Probe: BBHA9120D_1GHz_18GHz	Polarity: Vertical
EUT: Wi-Fi AP 4x4 OD small omni antenna US	Power: AC 120V/60Hz
Test Mode: Transmit by 802.11n-HT20 at channel 5320MHz Ant 1	

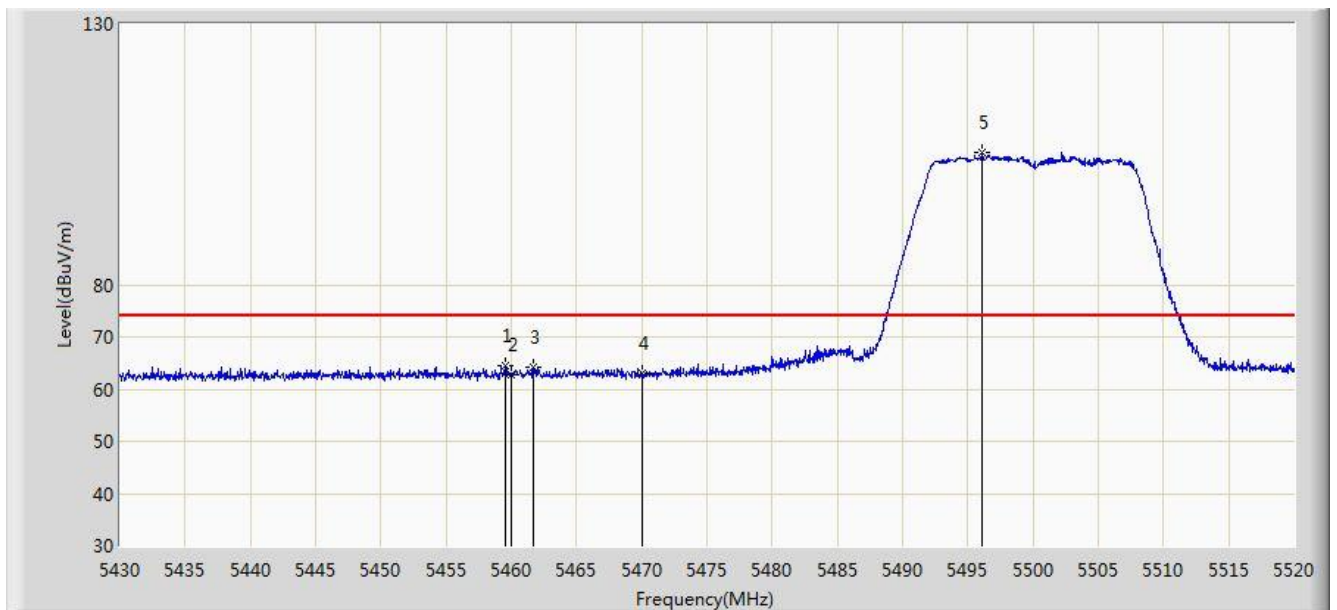


No	Flag	Mark	Frequency (MHz)	Measure Level (dBuV/m)	Reading Level (dBuV)	Margin (dB)	Limit (dBuV/m)	Factor (dB)	Type
1		*	5317.920	96.434	57.195	N/A	N/A	39.239	AV
2			5350.000	49.963	10.638	-4.037	54.000	39.324	AV

Note: Measure Level (dB μ V/m) = Reading Level (dB μ V) + Factor (dB)

Factor (dB) = Cable Loss (dB) + Antenna Factor (dB/m).

Site: AC1	Time: 2017/03/21 - 21:09
Limit: FCC_Part15.209_RE(3m)	Engineer: Kevin Ker
Probe: BBHA9120D_1GHz_18GHz	Polarity: Horizontal
EUT: Wi-Fi AP 4x4 OD small omni antenna US	Power: AC 120V/60Hz
Test Mode: Transmit by 802.11n-HT20 at channel 5500MHz Ant 1	

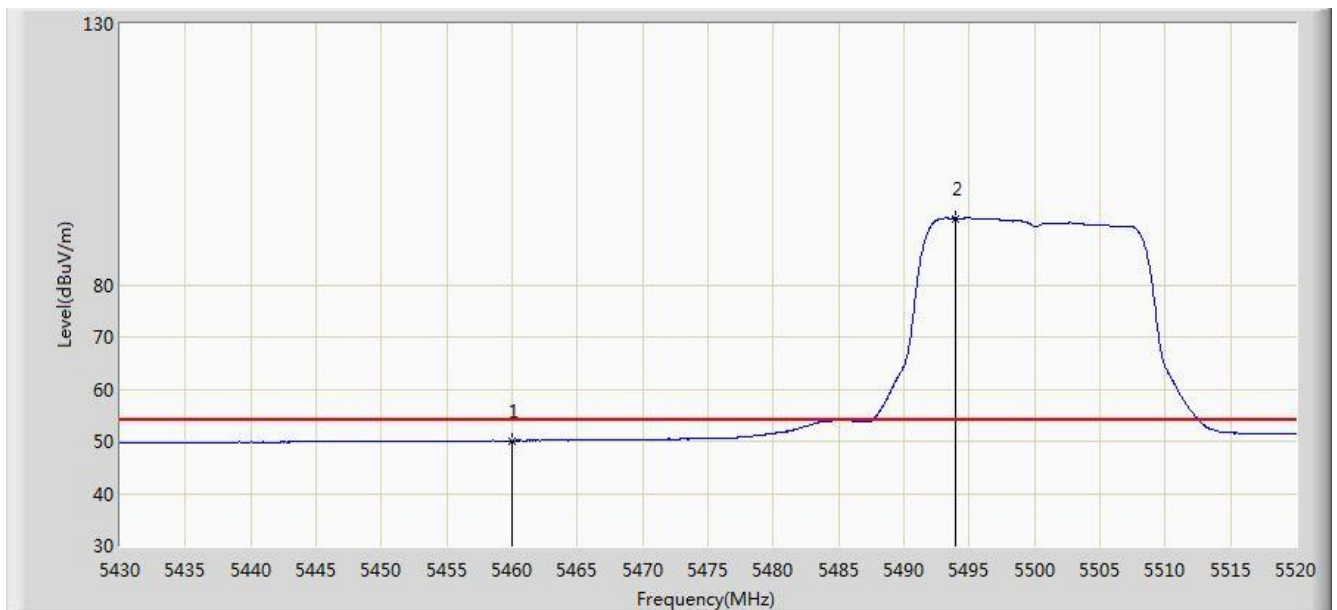


No	Flag	Mark	Frequency (MHz)	Measure Level (dBuV/m)	Reading Level (dBuV)	Margin (dB)	Limit (dBuV/m)	Factor (dB)	Type
1			5459.565	64.509	24.874	-9.491	74.000	39.636	PK
2			5460.000	62.887	23.251	-11.113	74.000	39.636	PK
3			5461.725	64.169	24.530	-9.831	74.000	39.639	PK
4			5470.000	62.903	23.249	-11.097	74.000	39.654	PK
5		*	5496.105	105.313	65.610	N/A	N/A	39.703	PK

Note: Measure Level (dB μ V/m) = Reading Level (dB μ V) + Factor (dB)

Factor (dB) = Cable Loss (dB) + Antenna Factor (dB/m).

Site: AC1	Time: 2017/03/21 - 21:11
Limit: FCC_Part15.209_RE(3m)	Engineer: Kevin Ker
Probe: BBHA9120D_1GHz_18GHz	Polarity: Horizontal
EUT: Wi-Fi AP 4x4 OD small omni antenna US	Power: AC 120V/60Hz
Test Mode: Transmit by 802.11n-HT20 at channel 5500MHz Ant 1	

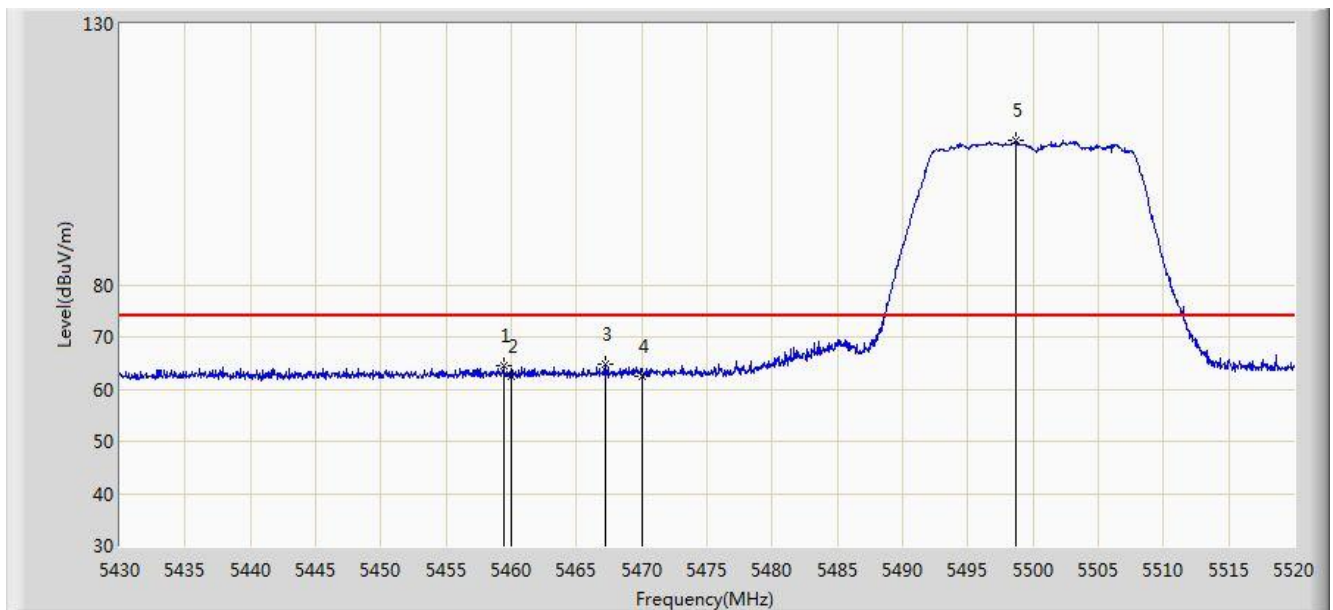


No	Flag	Mark	Frequency (MHz)	Measure Level (dBuV/m)	Reading Level (dBuV)	Margin (dB)	Limit (dBuV/m)	Factor (dB)	Type
1			5460.000	50.131	10.495	-3.869	54.000	39.636	AV
2		*	5493.900	92.704	53.005	N/A	N/A	39.699	AV

Note: Measure Level (dBuV/m) = Reading Level (dBuV) + Factor (dB)

Factor (dB) = Cable Loss (dB) + Antenna Factor (dB/m).

Site: AC1	Time: 2017/03/21 - 21:11
Limit: FCC_Part15.209_RE(3m)	Engineer: Kevin Ker
Probe: BBHA9120D_1GHz_18GHz	Polarity: Vertical
EUT: Wi-Fi AP 4x4 OD small omni antenna US	Power: AC 120V/60Hz
Test Mode: Transmit by 802.11n-HT20 at channel 5500MHz Ant 1	

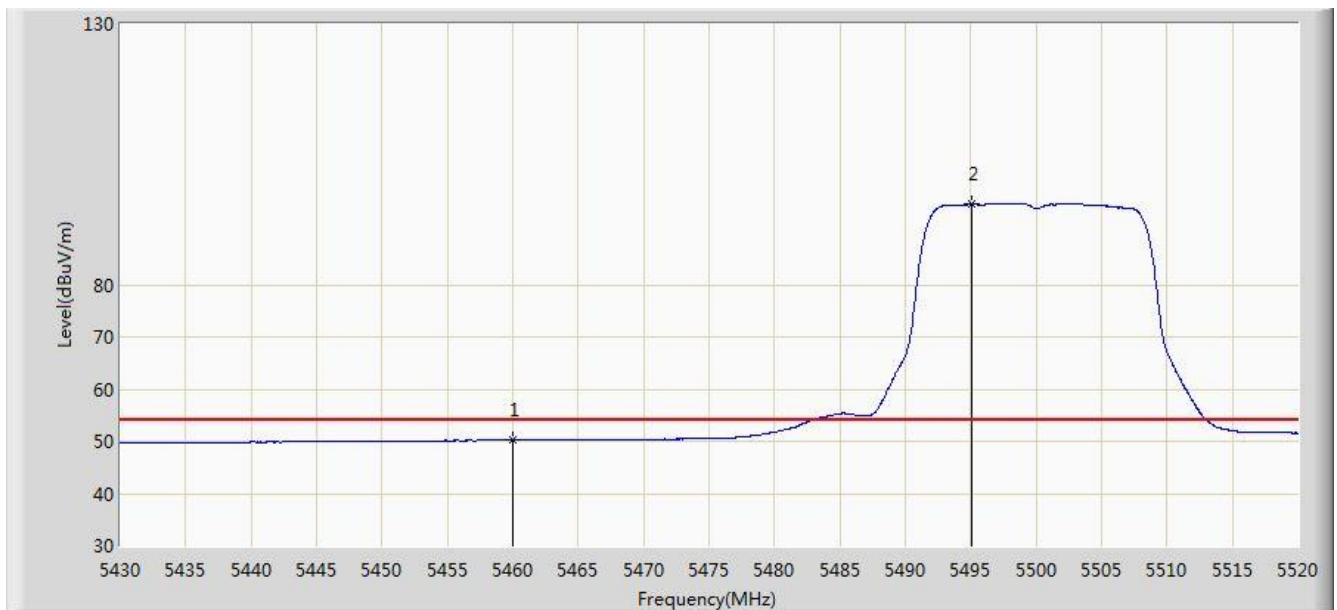


No	Flag	Mark	Frequency (MHz)	Measure Level (dBuV/m)	Reading Level (dBuV)	Margin (dB)	Limit (dBuV/m)	Factor (dB)	Type
1			5459.430	64.422	24.787	-9.578	74.000	39.635	PK
2			5460.000	62.495	22.859	-11.505	74.000	39.636	PK
3			5467.215	64.896	25.247	-9.104	74.000	39.649	PK
4			5470.000	62.481	22.827	-11.519	74.000	39.654	PK
5		*	5498.670	107.616	67.908	N/A	N/A	39.708	PK

Note: Measure Level (dB μ V/m) = Reading Level (dB μ V) + Factor (dB)

Factor (dB) = Cable Loss (dB) + Antenna Factor (dB/m).

Site: AC1	Time: 2017/03/21 - 21:13
Limit: FCC_Part15.209_RE(3m)	Engineer: Kevin Ker
Probe: BBHA9120D_1GHz_18GHz	Polarity: Vertical
EUT: Wi-Fi AP 4x4 OD small omni antenna US	Power: AC 120V/60Hz
Test Mode: Transmit by 802.11n-HT20 at channel 5500MHz Ant 1	

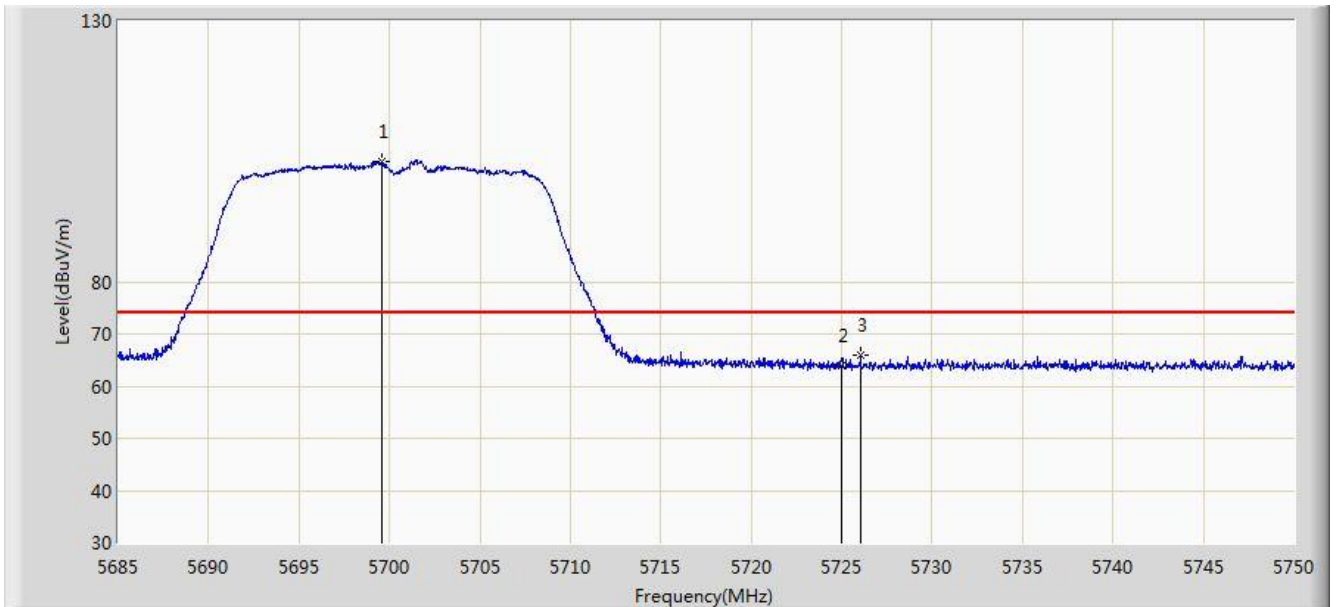


No	Flag	Mark	Frequency (MHz)	Measure Level (dBuV/m)	Reading Level (dBuV)	Margin (dB)	Limit (dBuV/m)	Factor (dB)	Type
1			5460.000	50.217	10.581	-3.783	54.000	39.636	AV
2		*	5495.025	95.397	55.696	N/A	N/A	39.701	AV

Note: Measure Level (dB μ V/m) = Reading Level (dB μ V) + Factor (dB)

Factor (dB) = Cable Loss (dB) + Antenna Factor (dB/m).

Site: AC1	Time: 2017/03/21 - 21:13
Limit: FCC_Part15.209_RE(3m)	Engineer: Kevin Ker
Probe: BBHA9120D_1GHz_18GHz	Polarity: Horizontal
EUT: Wi-Fi AP 4x4 OD small omni antenna US	Power: AC 120V/60Hz
Test Mode: Transmit by 802.11n-HT20 at channel 5700MHz Ant 1	

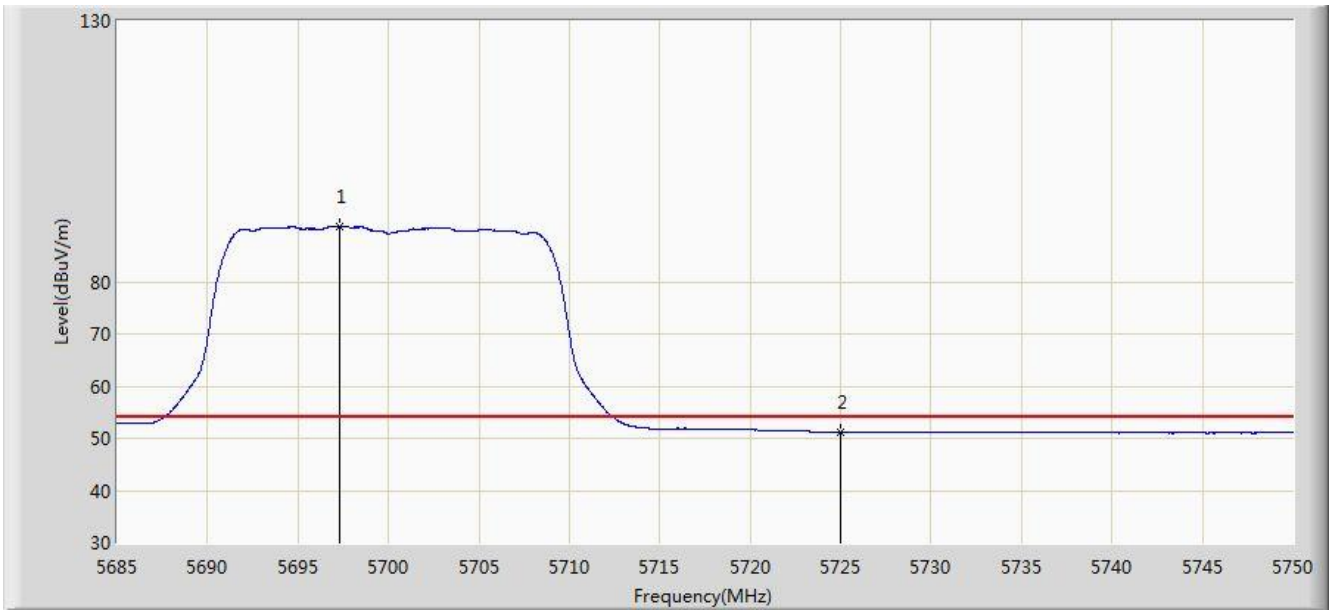


No	Flag	Mark	Frequency (MHz)	Measure Level (dBuV/m)	Reading Level (dBuV)	Margin (dB)	Limit (dBuV/m)	Factor (dB)	Type
1		*	5699.592	103.042	62.986	N/A	N/A	40.056	PK
2			5725.000	63.926	23.762	-10.074	74.000	40.164	PK
3			5726.047	65.842	25.673	-8.158	74.000	40.169	PK

Note: Measure Level (dB μ V/m) = Reading Level (dB μ V) + Factor (dB)

Factor (dB) = Cable Loss (dB) + Antenna Factor (dB/m).

Site: AC1	Time: 2017/03/21 - 21:15
Limit: FCC_Part15.209_RE(3m)	Engineer: Kevin Ker
Probe: BBHA9120D_1GHz_18GHz	Polarity: Horizontal
EUT: Wi-Fi AP 4x4 OD small omni antenna US	Power: AC 120V/60Hz
Test Mode: Transmit by 802.11n-HT20 at channel 5700MHz Ant 1	

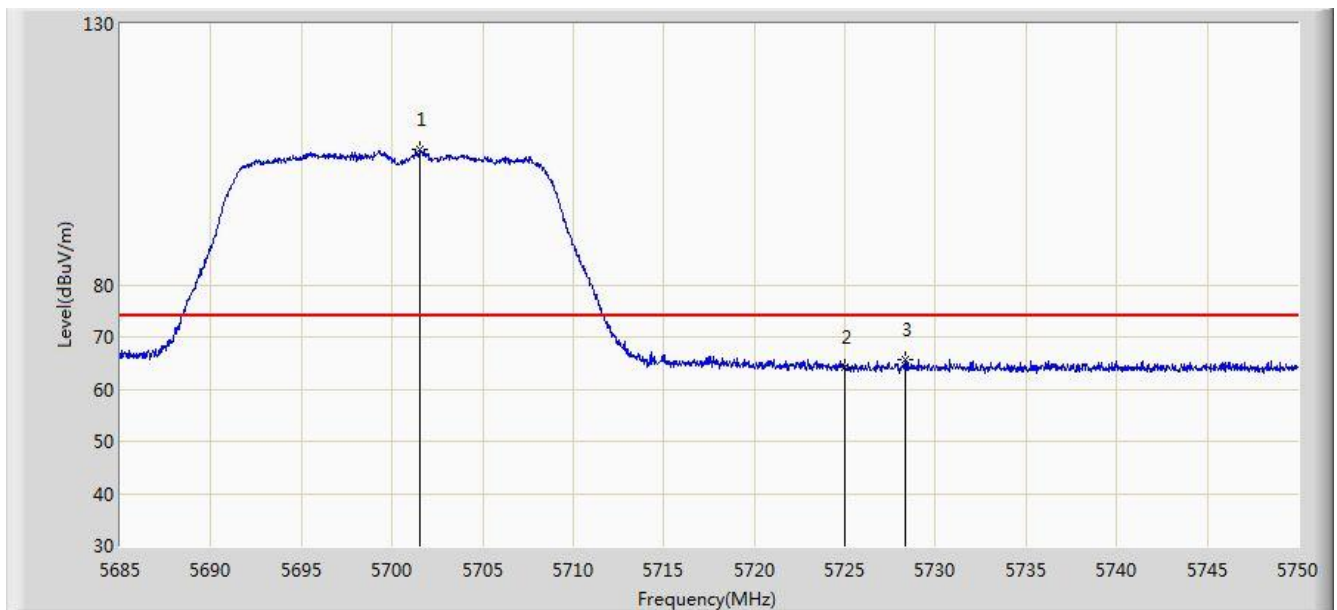


No	Flag	Mark	Frequency (MHz)	Measure Level (dBuV/m)	Reading Level (dBuV)	Margin (dB)	Limit (dBuV/m)	Factor (dB)	Type
1		*	5697.285	90.479	50.432	N/A	N/A	40.048	AV
2			5725.000	51.201	11.037	-2.799	54.000	40.164	AV

Note: Measure Level (dB μ V/m) = Reading Level (dB μ V) + Factor (dB)

Factor (dB) = Cable Loss (dB) + Antenna Factor (dB/m).

Site: AC1	Time: 2017/03/21 - 21:16
Limit: FCC_Part15.209_RE(3m)	Engineer: Kevin Ker
Probe: BBHA9120D_1GHz_18GHz	Polarity: Vertical
EUT: Wi-Fi AP 4x4 OD small omni antenna US	Power: AC 120V/60Hz
Test Mode: Transmit by 802.11n-HT20 at channel 5700MHz Ant 1	

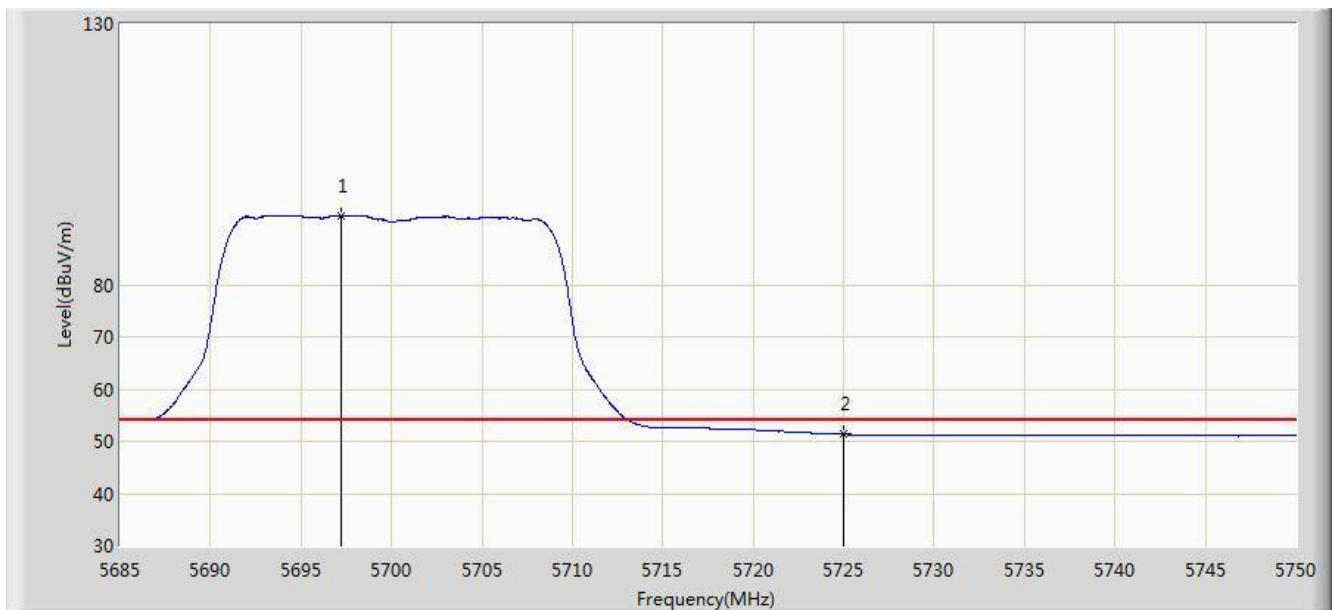


No	Flag	Mark	Frequency (MHz)	Measure Level (dBuV/m)	Reading Level (dBuV)	Margin (dB)	Limit (dBuV/m)	Factor (dB)	Type
1		*	5701.510	105.968	65.905	N/A	N/A	40.062	PK
2			5725.000	64.183	24.019	-9.817	74.000	40.164	PK
3			5728.322	65.533	25.354	-8.467	74.000	40.180	PK

Note: Measure Level (dB μ V/m) = Reading Level (dB μ V) + Factor (dB)

Factor (dB) = Cable Loss (dB) + Antenna Factor (dB/m).

Site: AC1	Time: 2017/03/21 - 21:18
Limit: FCC_Part15.209_RE(3m)	Engineer: Kevin Ker
Probe: BBHA9120D_1GHz_18GHz	Polarity: Vertical
EUT: Wi-Fi AP 4x4 OD small omni antenna US	Power: AC 120V/60Hz
Test Mode: Transmit by 802.11n-HT20 at channel 5700MHz Ant 1	

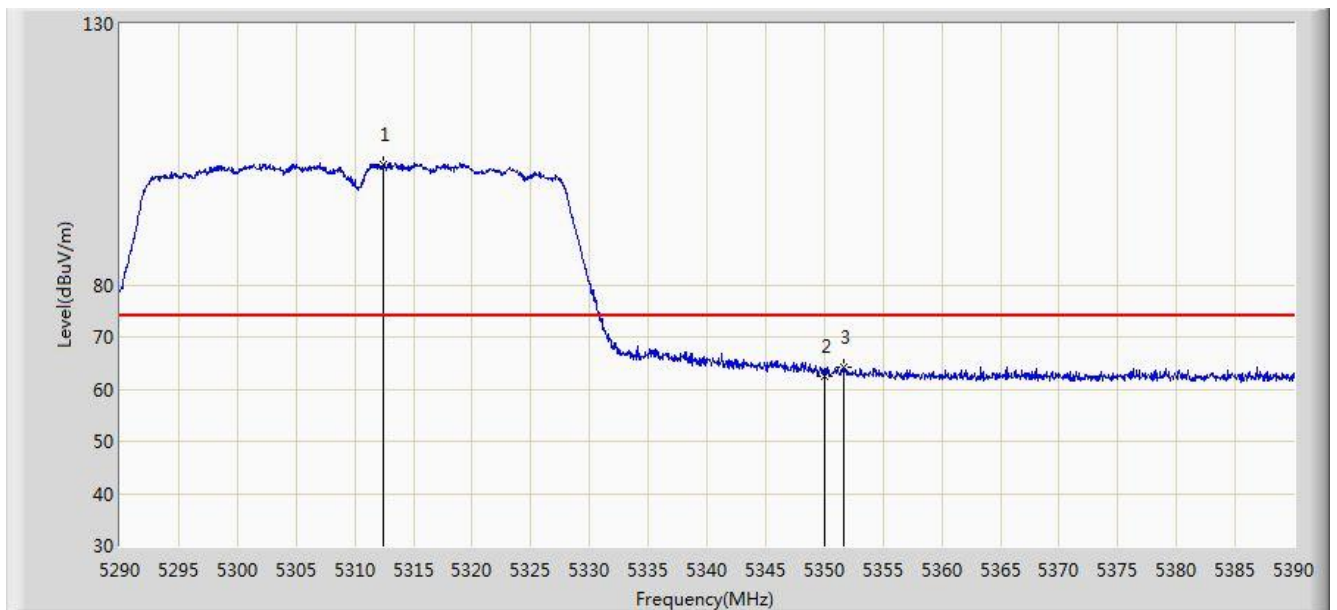


No	Flag	Mark	Frequency (MHz)	Measure Level (dBuV/m)	Reading Level (dBuV)	Margin (dB)	Limit (dBuV/m)	Factor (dB)	Type
1		*	5697.187	93.254	53.207	N/A	N/A	40.047	AV
2			5725.000	51.364	11.200	-2.636	54.000	40.164	AV

Note: Measure Level (dB μ V/m) = Reading Level (dB μ V) + Factor (dB)

Factor (dB) = Cable Loss (dB) + Antenna Factor (dB/m).

Site: AC1	Time: 2017/03/21 - 22:21
Limit: FCC_Part15.209_RE(3m)	Engineer: Kevin Ker
Probe: BBHA9120D_1GHz_18GHz	Polarity: Horizontal
EUT: Wi-Fi AP 4x4 OD small omni antenna US	Power: AC 120V/60Hz
Test Mode: Transmit by 802.11n-HT40 at channel 5310MHz Ant 1	

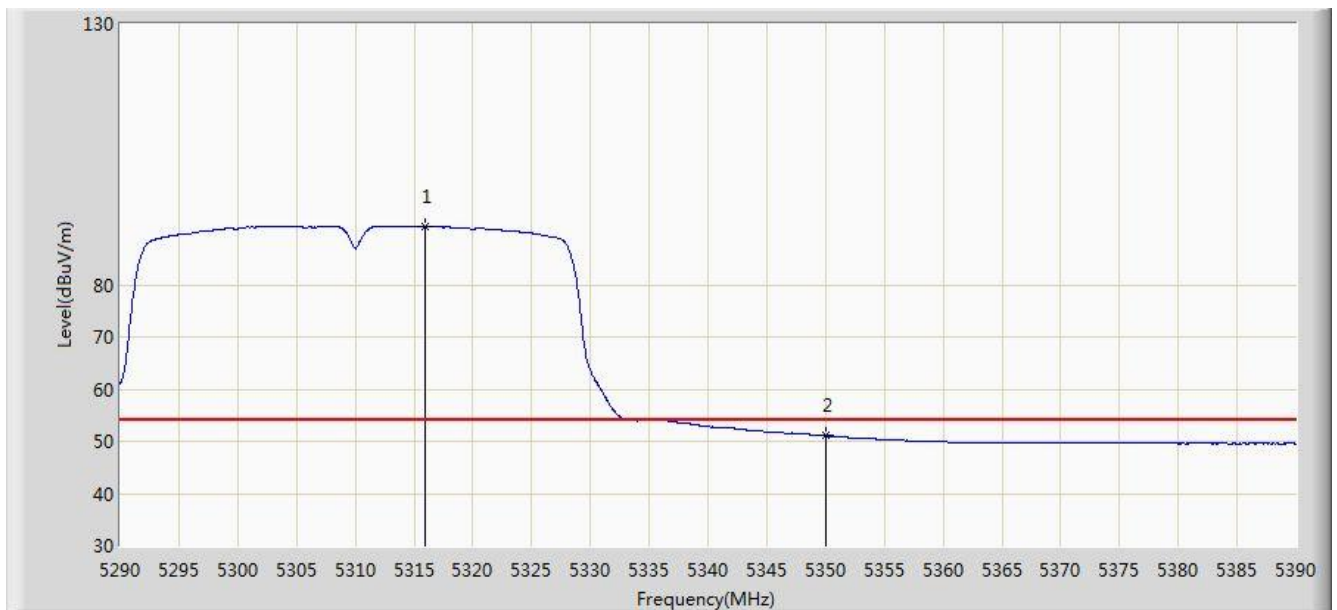


No	Flag	Mark	Frequency (MHz)	Measure Level (dBuV/m)	Reading Level (dBuV)	Margin (dB)	Limit (dBuV/m)	Factor (dB)	Type
1		*	5312.400	103.153	63.929	N/A	N/A	39.224	PK
2			5350.000	62.356	23.031	-11.644	74.000	39.324	PK
3			5351.700	64.255	24.926	-9.745	74.000	39.329	PK

Note: Measure Level (dB μ V/m) = Reading Level (dB μ V) + Factor (dB)

Factor (dB) = Cable Loss (dB) + Antenna Factor (dB/m).

Site: AC1	Time: 2017/03/21 - 22:23
Limit: FCC_Part15.209_RE(3m)	Engineer: Kevin Ker
Probe: BBHA9120D_1GHz_18GHz	Polarity: Horizontal
EUT: Wi-Fi AP 4x4 OD small omni antenna US	Power: AC 120V/60Hz
Test Mode: Transmit by 802.11n-HT40 at channel 5310MHz Ant 1	

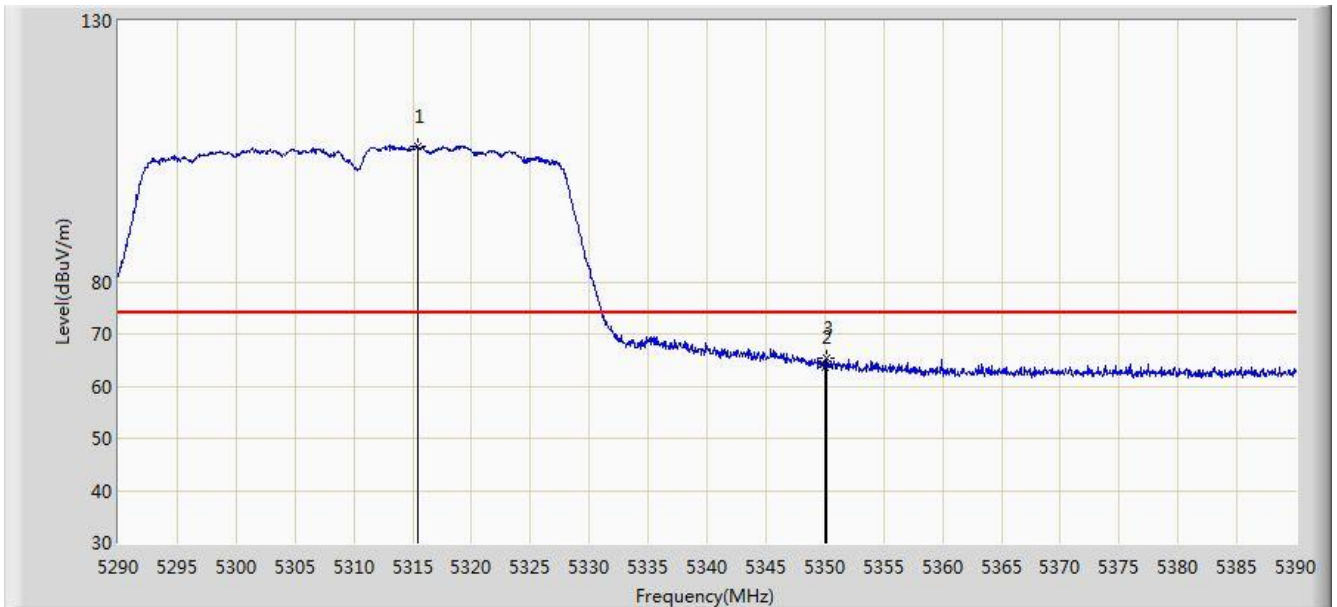


No	Flag	Mark	Frequency (MHz)	Measure Level (dBuV/m)	Reading Level (dBuV)	Margin (dB)	Limit (dBuV/m)	Factor (dB)	Type
1		*	5315.900	91.105	51.871	N/A	N/A	39.233	AV
2			5350.000	51.020	11.695	-2.980	54.000	39.324	AV

Note: Measure Level (dB μ V/m) = Reading Level (dB μ V) + Factor (dB)

Factor (dB) = Cable Loss (dB) + Antenna Factor (dB/m).

Site: AC1	Time: 2017/03/21 - 22:23
Limit: FCC_Part15.209_RE(3m)	Engineer: Kevin Ker
Probe: BBHA9120D_1GHz_18GHz	Polarity: Vertical
EUT: Wi-Fi AP 4x4 OD small omni antenna US	Power: AC 120V/60Hz
Test Mode: Transmit by 802.11n-HT40 at channel 5310MHz Ant 1	

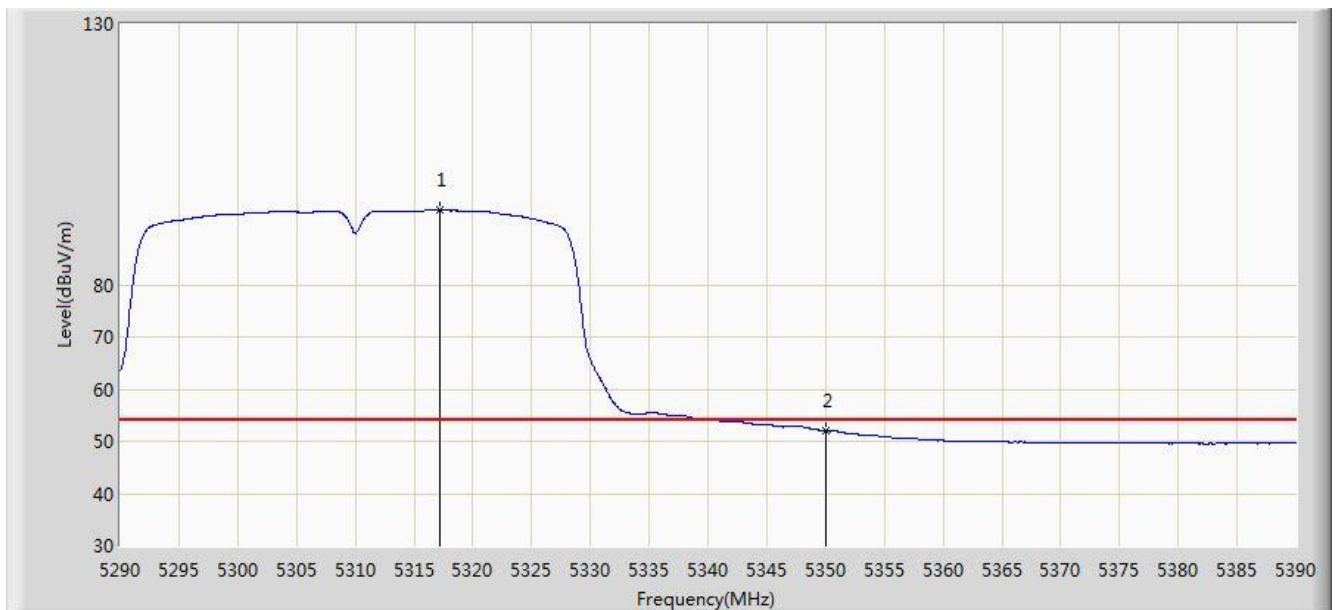


No	Flag	Mark	Frequency (MHz)	Measure Level (dBuV/m)	Reading Level (dBuV)	Margin (dB)	Limit (dBuV/m)	Factor (dB)	Type
1		*	5315.400	105.977	66.745	N/A	N/A	39.232	PK
2			5350.000	63.557	24.232	-10.443	74.000	39.324	PK
3			5350.200	65.308	25.983	-8.692	74.000	39.325	PK

Note: Measure Level (dB μ V/m) = Reading Level (dB μ V) + Factor (dB)

Factor (dB) = Cable Loss (dB) + Antenna Factor (dB/m).

Site: AC1	Time: 2017/03/21 - 22:25
Limit: FCC_Part15.209_RE(3m)	Engineer: Kevin Ker
Probe: BBHA9120D_1GHz_18GHz	Polarity: Vertical
EUT: Wi-Fi AP 4x4 OD small omni antenna US	Power: AC 120V/60Hz
Test Mode: Transmit by 802.11n-HT40 at channel 5310MHz Ant 1	

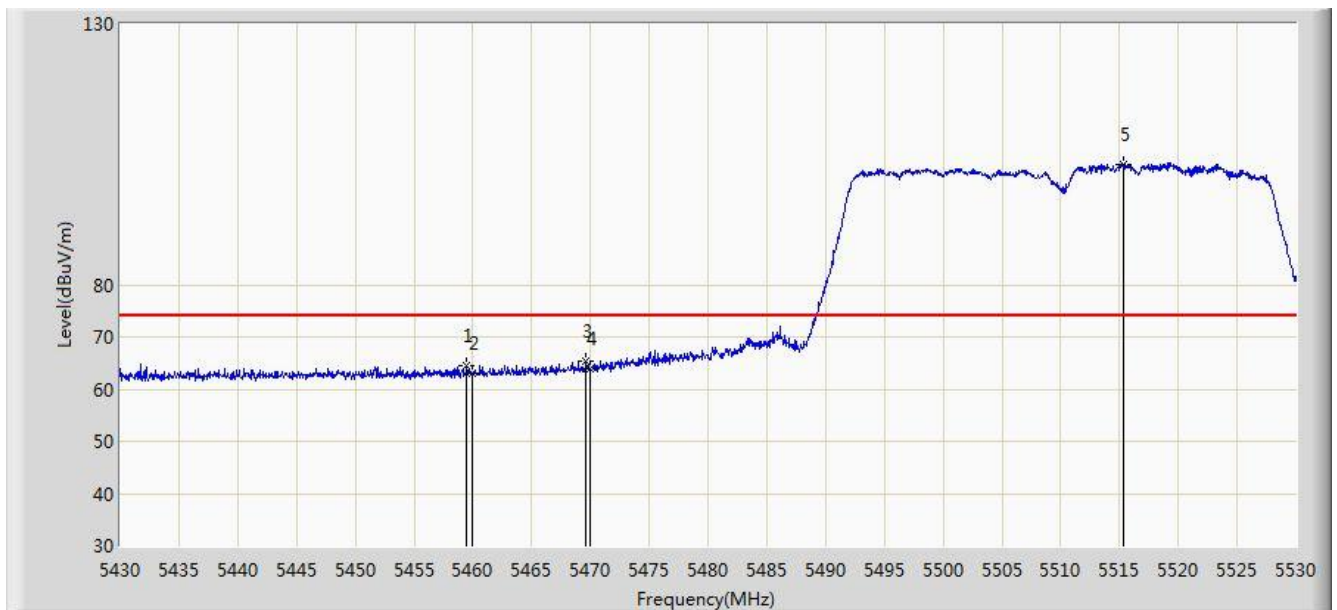


No	Flag	Mark	Frequency (MHz)	Measure Level (dBuV/m)	Reading Level (dBuV)	Margin (dB)	Limit (dBuV/m)	Factor (dB)	Type
1		*	5317.150	94.282	55.045	N/A	N/A	39.237	AV
2			5350.000	52.024	12.699	-1.976	54.000	39.324	AV

Note: Measure Level (dB μ V/m) = Reading Level (dB μ V) + Factor (dB)

Factor (dB) = Cable Loss (dB) + Antenna Factor (dB/m).

Site: AC1	Time: 2017/03/21 - 22:26
Limit: FCC_Part15.209_RE(3m)	Engineer: Kevin Ker
Probe: BBHA9120D_1GHz_18GHz	Polarity: Horizontal
EUT: Wi-Fi AP 4x4 OD small omni antenna US	Power: AC 120V/60Hz
Test Mode: Transmit by 802.11n-HT40 at channel 5510MHz Ant 1	

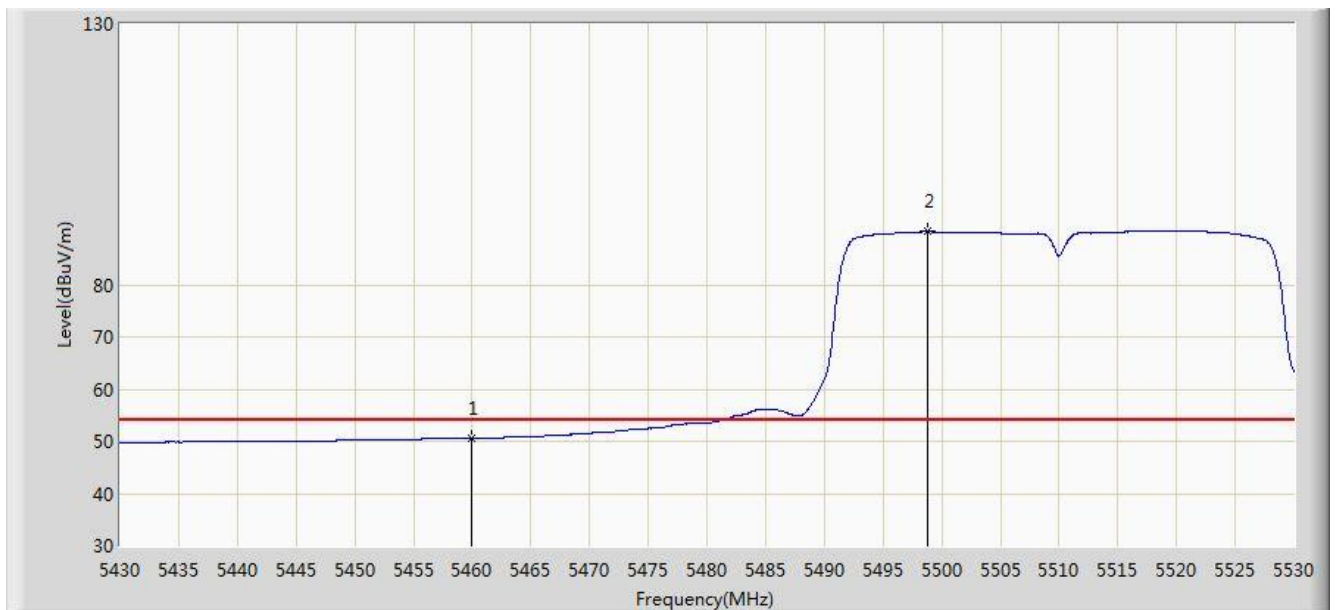


No	Flag	Mark	Frequency (MHz)	Measure Level (dBuV/m)	Reading Level (dBuV)	Margin (dB)	Limit (dBuV/m)	Factor (dB)	Type
1			5459.500	64.487	24.852	-9.513	74.000	39.636	PK
2			5460.000	62.983	23.347	-11.017	74.000	39.636	PK
3			5469.600	65.374	25.720	-8.626	74.000	39.654	PK
4			5470.000	63.921	24.267	-10.079	74.000	39.654	PK
5		*	5515.350	103.138	63.400	N/A	N/A	39.738	PK

Note: Measure Level (dB μ V/m) = Reading Level (dB μ V) + Factor (dB)

Factor (dB) = Cable Loss (dB) + Antenna Factor (dB/m).

Site: AC1	Time: 2017/03/21 - 22:28
Limit: FCC_Part15.209_RE(3m)	Engineer: Kevin Ker
Probe: BBHA9120D_1GHz_18GHz	Polarity: Horizontal
EUT: Wi-Fi AP 4x4 OD small omni antenna US	Power: AC 120V/60Hz
Test Mode: Transmit by 802.11n-HT40 at channel 5510MHz Ant 1	

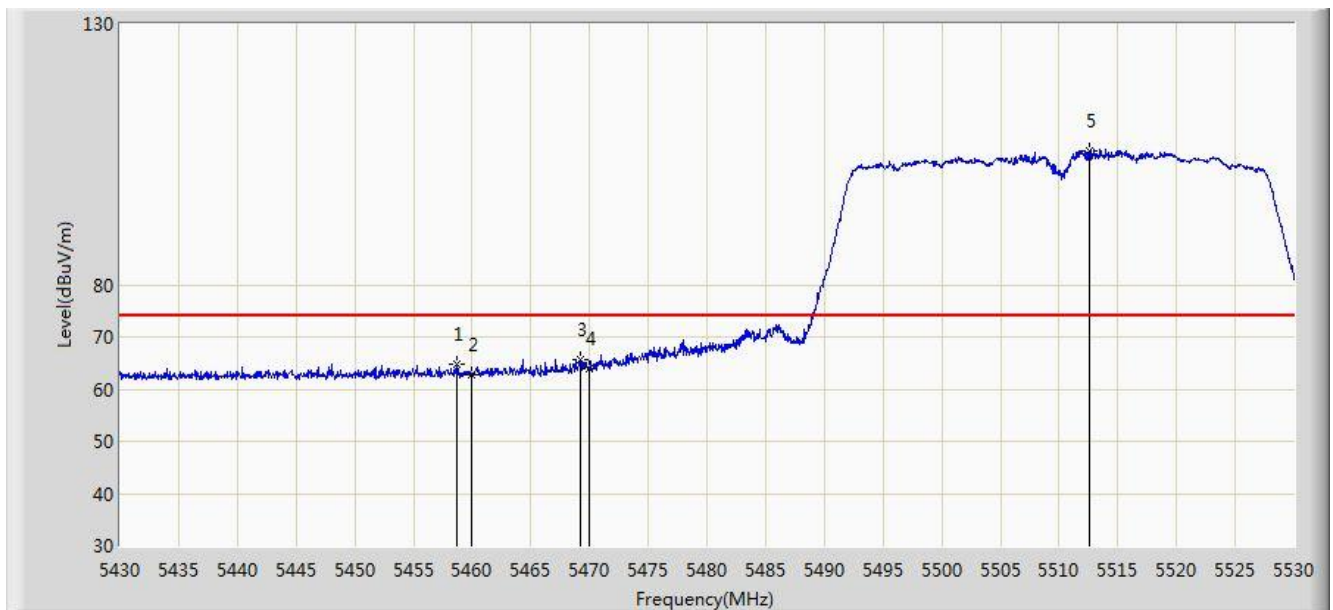


No	Flag	Mark	Frequency (MHz)	Measure Level (dBuV/m)	Reading Level (dBuV)	Margin (dB)	Limit (dBuV/m)	Factor (dB)	Type
1			5460.000	50.580	10.944	-3.420	54.000	39.636	AV
2		*	5498.850	90.168	50.460	N/A	N/A	39.708	AV

Note: Measure Level (dB μ V/m) = Reading Level (dB μ V) + Factor (dB)

Factor (dB) = Cable Loss (dB) + Antenna Factor (dB/m).

Site: AC1	Time: 2017/03/21 - 22:28
Limit: FCC_Part15.209_RE(3m)	Engineer: Kevin Ker
Probe: BBHA9120D_1GHz_18GHz	Polarity: Vertical
EUT: Wi-Fi AP 4x4 OD small omni antenna US	Power: AC 120V/60Hz
Test Mode: Transmit by 802.11n-HT40 at channel 5510MHz Ant 1	

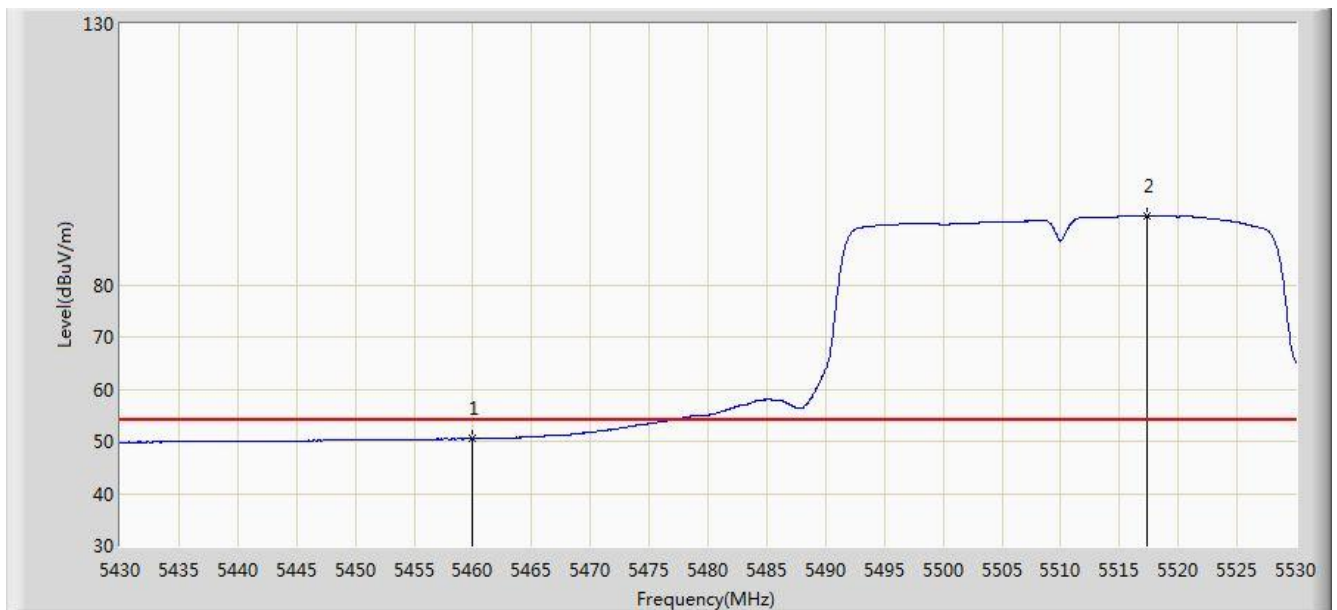


No	Flag	Mark	Frequency (MHz)	Measure Level (dBuV/m)	Reading Level (dBuV)	Margin (dB)	Limit (dBuV/m)	Factor (dB)	Type
1			5458.650	64.835	25.201	-9.165	74.000	39.634	PK
2			5460.000	62.844	23.208	-11.156	74.000	39.636	PK
3			5469.250	65.564	25.911	-8.436	74.000	39.653	PK
4			5470.000	63.870	24.216	-10.130	74.000	39.654	PK
5		*	5512.550	105.694	65.961	N/A	N/A	39.734	PK

Note: Measure Level (dB μ V/m) = Reading Level (dB μ V) + Factor (dB)

Factor (dB) = Cable Loss (dB) + Antenna Factor (dB/m).

Site: AC1	Time: 2017/03/21 - 22:29
Limit: FCC_Part15.209_RE(3m)	Engineer: Kevin Ker
Probe: BBHA9120D_1GHz_18GHz	Polarity: Vertical
EUT: Wi-Fi AP 4x4 OD small omni antenna US	Power: AC 120V/60Hz
Test Mode: Transmit by 802.11n-HT40 at channel 5510MHz Ant 1	

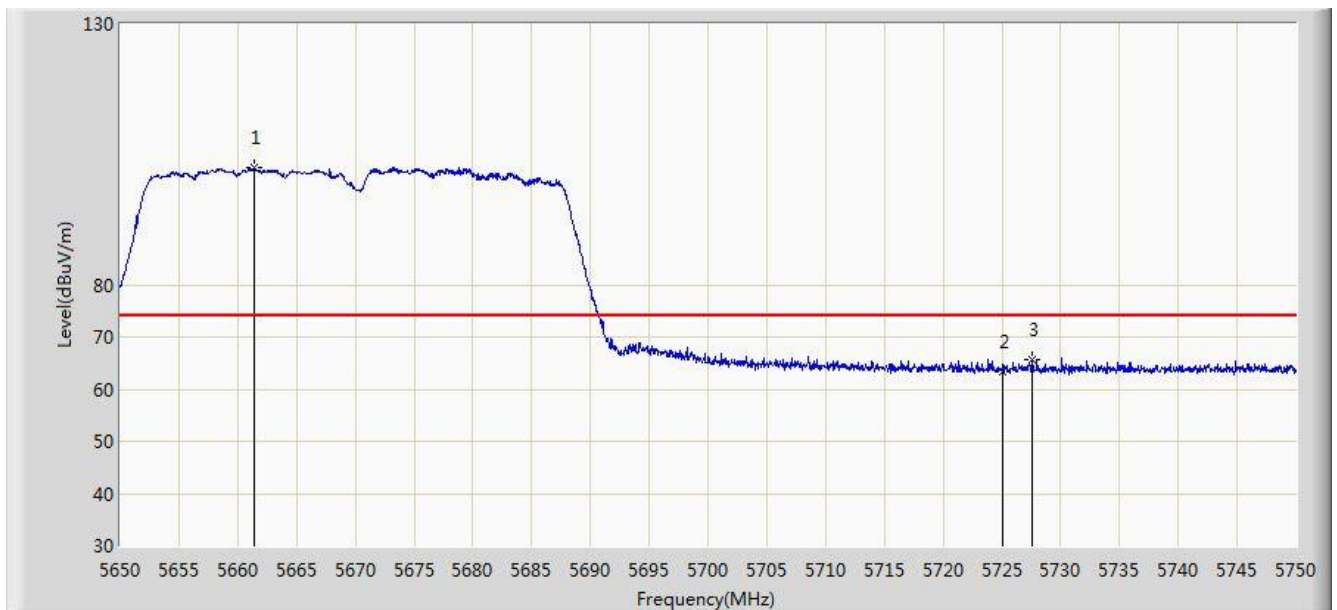


No	Flag	Mark	Frequency (MHz)	Measure Level (dBuV/m)	Reading Level (dBuV)	Margin (dB)	Limit (dBuV/m)	Factor (dB)	Type
1			5460.000	50.442	10.806	-3.558	54.000	39.636	AV
2		*	5517.300	93.283	53.541	N/A	N/A	39.742	AV

Note: Measure Level (dBuV/m) = Reading Level (dBuV) + Factor (dB)

Factor (dB) = Cable Loss (dB) + Antenna Factor (dB/m).

Site: AC1	Time: 2017/03/21 - 22:30
Limit: FCC_Part15.209_RE(3m)	Engineer: Kevin Ker
Probe: BBHA9120D_1GHz_18GHz	Polarity: Horizontal
EUT: Wi-Fi AP 4x4 OD small omni antenna US	Power: AC 120V/60Hz
Test Mode: Transmit by 802.11n-HT40 at channel 5670MHz Ant 1	

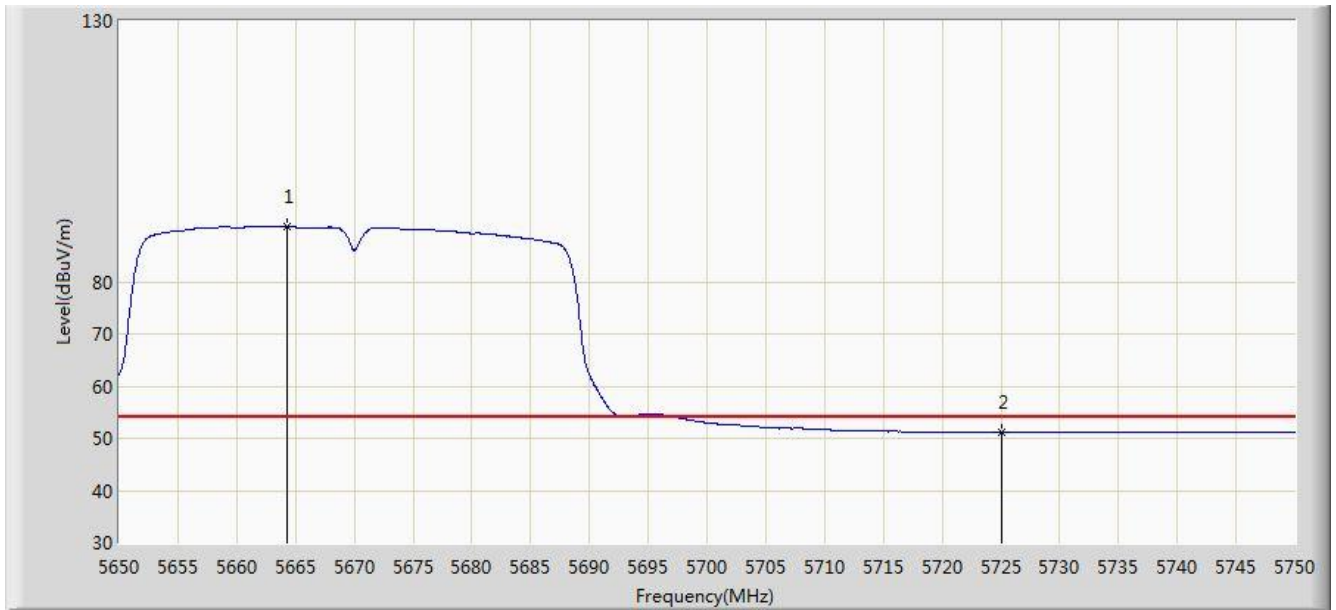


No	Flag	Mark	Frequency (MHz)	Measure Level (dBuV/m)	Reading Level (dBuV)	Margin (dB)	Limit (dBuV/m)	Factor (dB)	Type
1		*	5661.400	102.442	62.488	N/A	N/A	39.954	PK
2			5725.000	63.360	23.196	-10.640	74.000	40.164	PK
3			5727.600	65.660	25.484	-8.340	74.000	40.176	PK

Note: Measure Level (dB μ V/m) = Reading Level (dB μ V) + Factor (dB)

Factor (dB) = Cable Loss (dB) + Antenna Factor (dB/m).

Site: AC1	Time: 2017/03/21 - 22:32
Limit: FCC_Part15.209_RE(3m)	Engineer: Kevin Ker
Probe: BBHA9120D_1GHz_18GHz	Polarity: Horizontal
EUT: Wi-Fi AP 4x4 OD small omni antenna US	Power: AC 120V/60Hz
Test Mode: Transmit by 802.11n-HT40 at channel 5670MHz Ant 1	

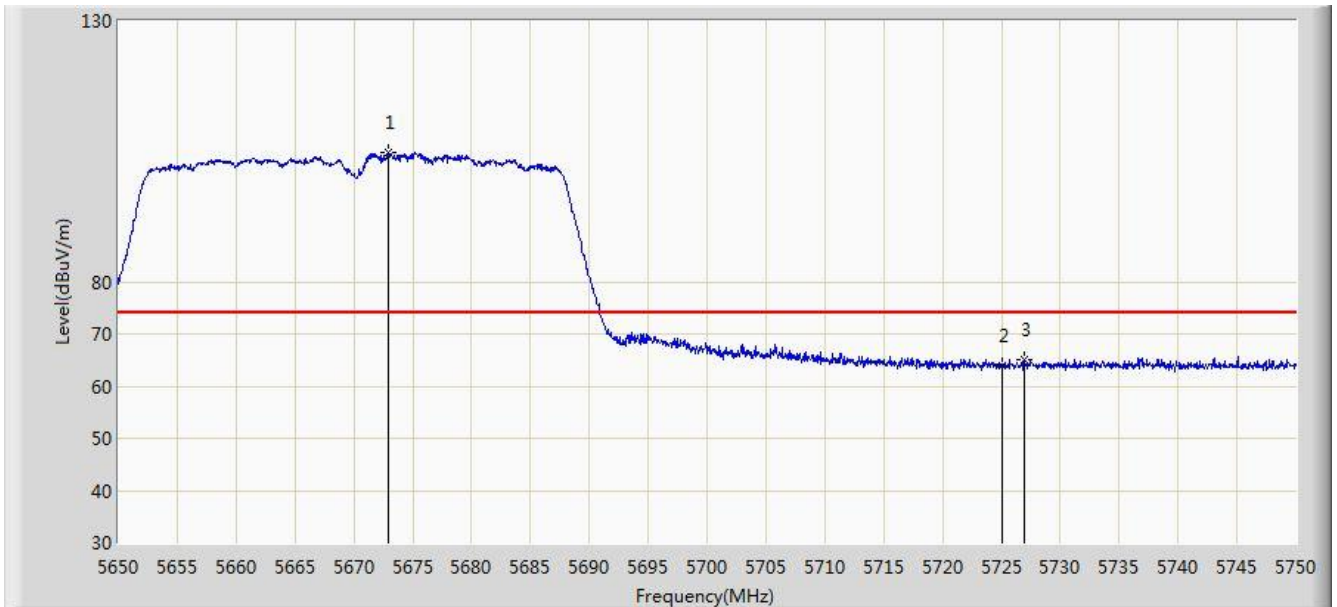


No	Flag	Mark	Frequency (MHz)	Measure Level (dBuV/m)	Reading Level (dBuV)	Margin (dB)	Limit (dBuV/m)	Factor (dB)	Type
1		*	5664.250	90.464	50.503	N/A	N/A	39.961	AV
2			5725.000	51.141	10.977	-2.859	54.000	40.164	AV

Note: Measure Level (dB μ V/m) = Reading Level (dB μ V) + Factor (dB)

Factor (dB) = Cable Loss (dB) + Antenna Factor (dB/m).

Site: AC1	Time: 2017/03/21 - 22:32
Limit: FCC_Part15.209_RE(3m)	Engineer: Kevin Ker
Probe: BBHA9120D_1GHz_18GHz	Polarity: Vertical
EUT: Wi-Fi AP 4x4 OD small omni antenna US	Power: AC 120V/60Hz
Test Mode: Transmit by 802.11n-HT40 at channel 5670MHz Ant 1	

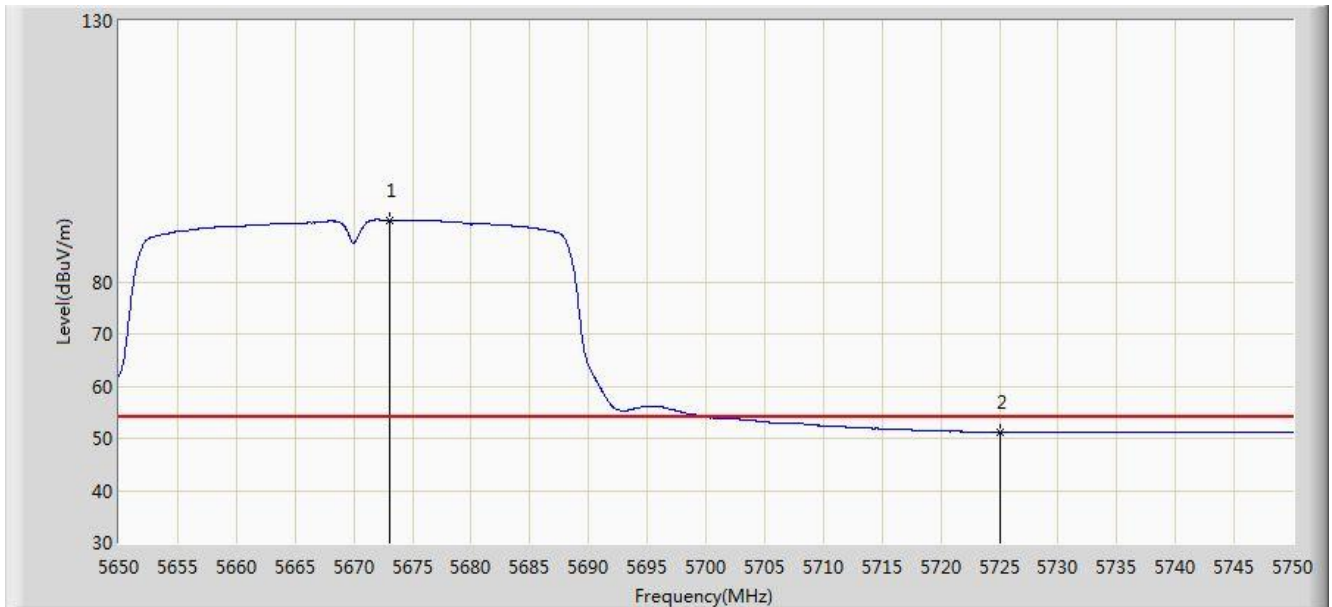


No	Flag	Mark	Frequency (MHz)	Measure Level (dBuV/m)	Reading Level (dBuV)	Margin (dB)	Limit (dBuV/m)	Factor (dB)	Type
1		*	5672.950	104.758	64.776	N/A	N/A	39.982	PK
2			5725.000	63.801	23.637	-10.199	74.000	40.164	PK
3			5726.950	65.214	25.041	-8.786	74.000	40.173	PK

Note: Measure Level (dB μ V/m) = Reading Level (dB μ V) + Factor (dB)

Factor (dB) = Cable Loss (dB) + Antenna Factor (dB/m).

Site: AC1	Time: 2017/03/21 - 22:34
Limit: FCC_Part15.209_RE(3m)	Engineer: Kevin Ker
Probe: BBHA9120D_1GHz_18GHz	Polarity: Vertical
EUT: Wi-Fi AP 4x4 OD small omni antenna US	Power: AC 120V/60Hz
Test Mode: Transmit by 802.11n-HT40 at channel 5670MHz Ant 1	

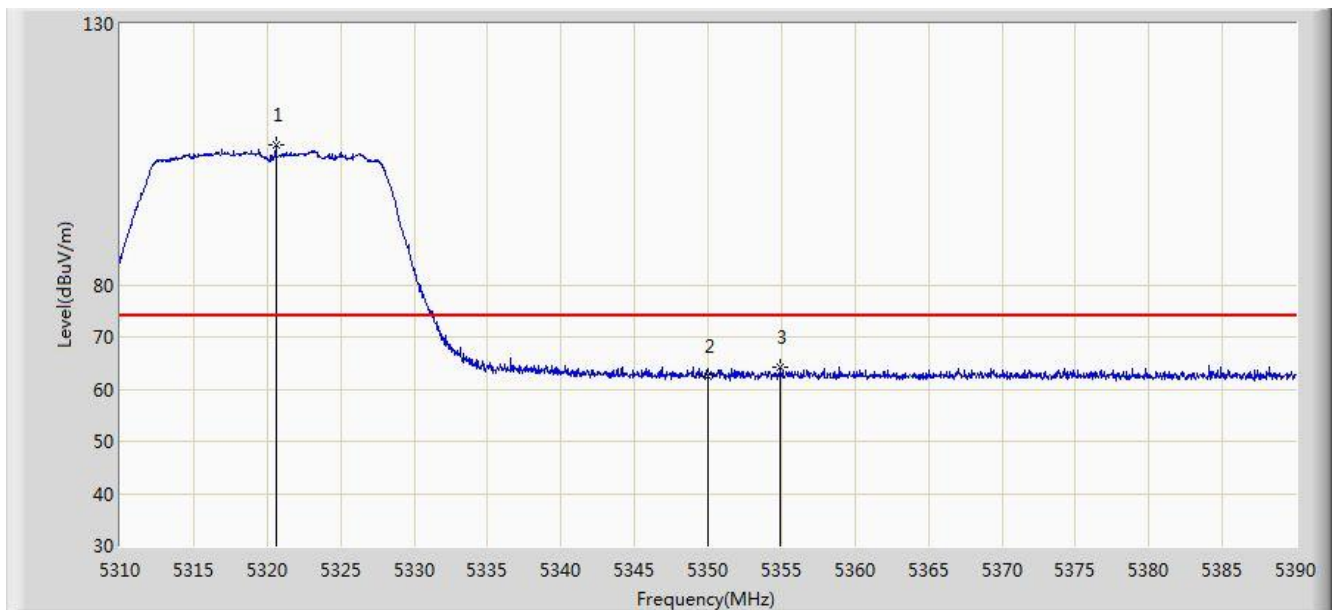


No	Flag	Mark	Frequency (MHz)	Measure Level (dBuV/m)	Reading Level (dBuV)	Margin (dB)	Limit (dBuV/m)	Factor (dB)	Type
1		*	5673.100	91.856	51.873	N/A	N/A	39.983	AV
2			5725.000	51.230	11.066	-2.770	54.000	40.164	AV

Note: Measure Level (dB μ V/m) = Reading Level (dB μ V) + Factor (dB)

Factor (dB) = Cable Loss (dB) + Antenna Factor (dB/m).

Site: AC1	Time: 2017/03/21 - 22:47
Limit: FCC_Part15.209_RE(3m)	Engineer: Kevin Ker
Probe: BBHA9120D_1GHz_18GHz	Polarity: Horizontal
EUT: Wi-Fi AP 4x4 OD small omni antenna US	Power: AC 120V/60Hz
Test Mode: Transmit by 802.11ac-VHT20 at channel 5320MHz Ant 1	

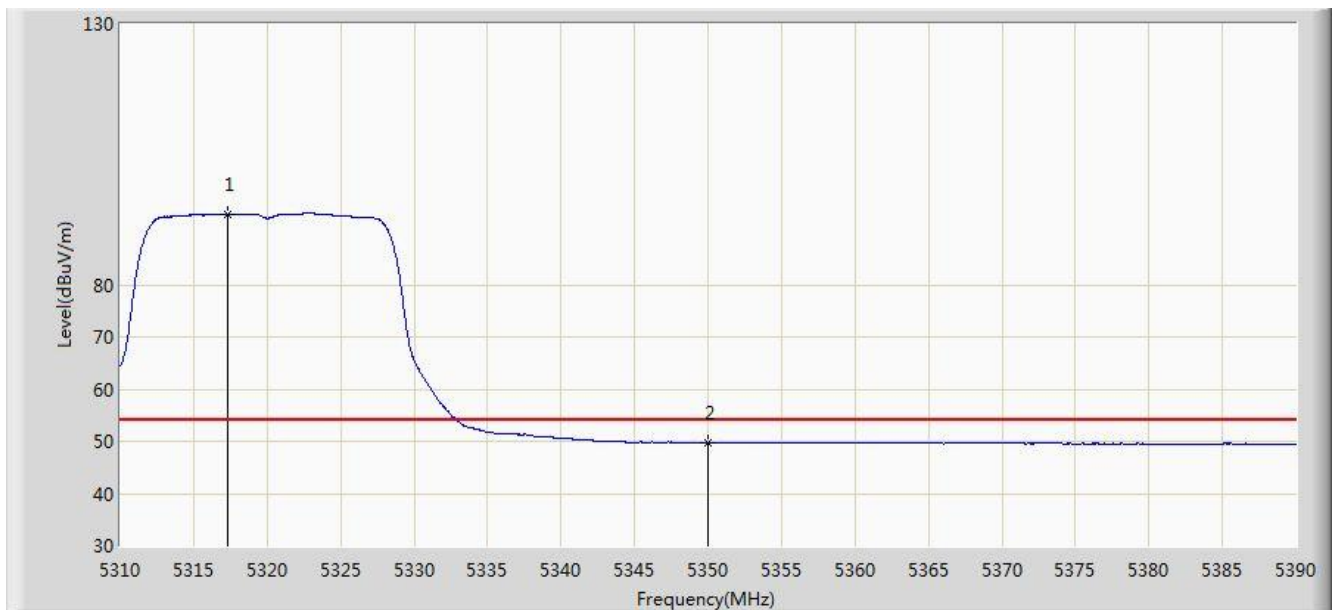


No	Flag	Mark	Frequency (MHz)	Measure Level (dBuV/m)	Reading Level (dBuV)	Margin (dB)	Limit (dBuV/m)	Factor (dB)	Type
1		*	5320.600	106.718	67.472	N/A	N/A	39.246	PK
2			5350.000	62.435	23.110	-11.565	74.000	39.324	PK
3			5354.920	64.131	24.793	-9.869	74.000	39.337	PK

Note: Measure Level (dB μ V/m) = Reading Level (dB μ V) + Factor (dB)

Factor (dB) = Cable Loss (dB) + Antenna Factor (dB/m).

Site: AC1	Time: 2017/03/21 - 22:50
Limit: FCC_Part15.209_RE(3m)	Engineer: Kevin Ker
Probe: BBHA9120D_1GHz_18GHz	Polarity: Horizontal
EUT: Wi-Fi AP 4x4 OD small omni antenna US	Power: AC 120V/60Hz
Test Mode: Transmit by 802.11ac-VHT20 at channel 5320MHz Ant 1	

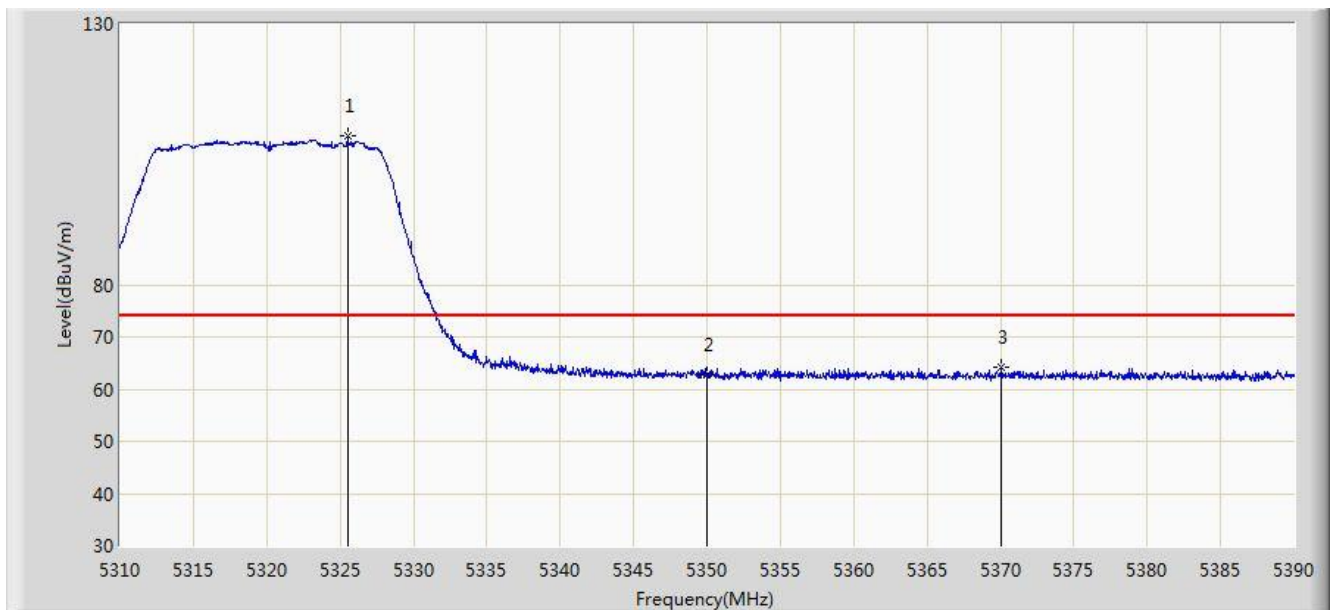


No	Flag	Mark	Frequency (MHz)	Measure Level (dBuV/m)	Reading Level (dBuV)	Margin (dB)	Limit (dBuV/m)	Factor (dB)	Type
1		*	5317.280	93.550	54.313	N/A	N/A	39.237	AV
2			5350.000	49.849	10.524	-4.151	54.000	39.324	AV

Note: Measure Level (dB μ V/m) = Reading Level (dB μ V) + Factor (dB)

Factor (dB) = Cable Loss (dB) + Antenna Factor (dB/m).

Site: AC1	Time: 2017/03/21 - 22:50
Limit: FCC_Part15.209_RE(3m)	Engineer: Kevin Ker
Probe: BBHA9120D_1GHz_18GHz	Polarity: Vertical
EUT: Wi-Fi AP 4x4 OD small omni antenna US	Power: AC 120V/60Hz
Test Mode: Transmit by 802.11ac-VHT20 at channel 5320MHz Ant 1	

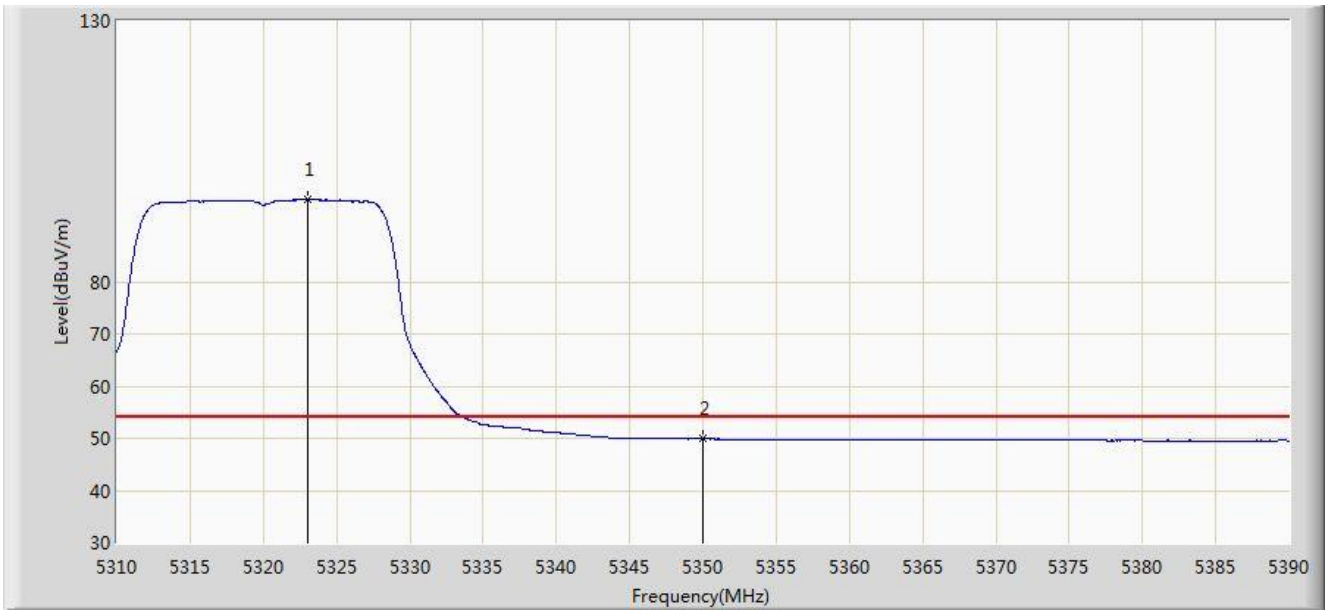


No	Flag	Mark	Frequency (MHz)	Measure Level (dBuV/m)	Reading Level (dBuV)	Margin (dB)	Limit (dBuV/m)	Factor (dB)	Type
1		*	5325.520	108.415	69.155	N/A	N/A	39.260	PK
2			5350.000	62.712	23.387	-11.288	74.000	39.324	PK
3			5370.080	64.224	24.847	-9.776	74.000	39.377	PK

Note: Measure Level (dB μ V/m) = Reading Level (dB μ V) + Factor (dB)

Factor (dB) = Cable Loss (dB) + Antenna Factor (dB/m).

Site: AC1	Time: 2017/03/21 - 22:52
Limit: FCC_Part15.209_RE(3m)	Engineer: Kevin Ker
Probe: BBHA9120D_1GHz_18GHz	Polarity: Vertical
EUT: Wi-Fi AP 4x4 OD small omni antenna US	Power: AC 120V/60Hz
Test Mode: Transmit by 802.11ac-VHT20 at channel 5320MHz Ant 1	

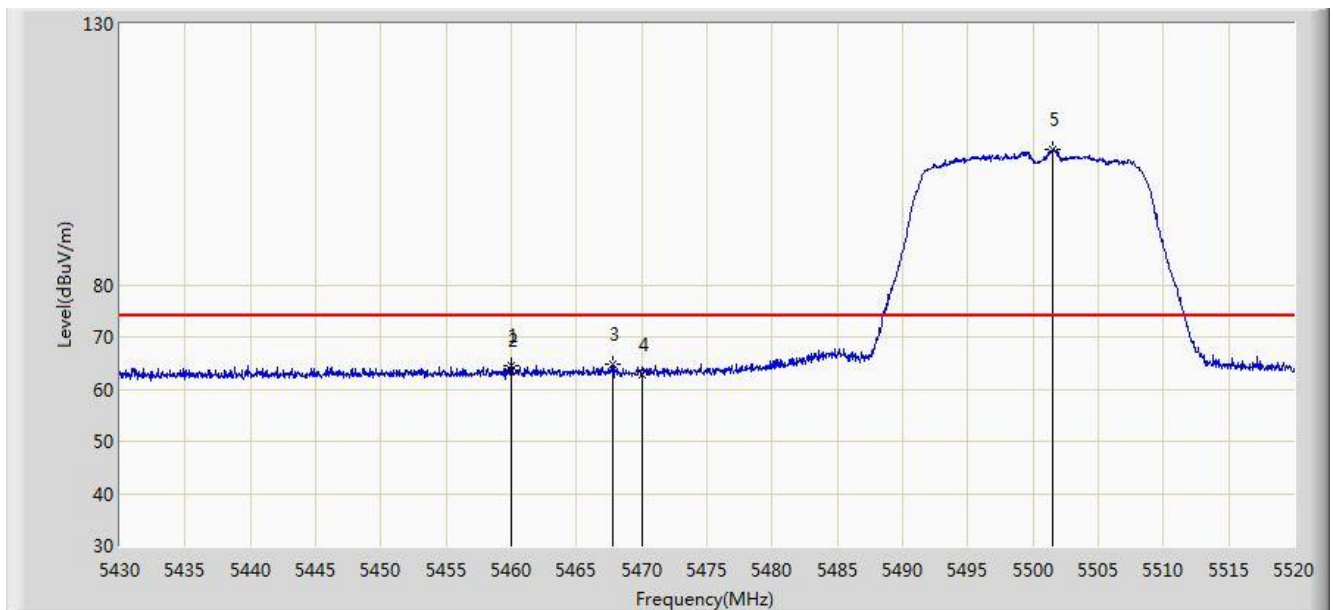


No	Flag	Mark	Frequency (MHz)	Measure Level (dBuV/m)	Reading Level (dBuV)	Margin (dB)	Limit (dBuV/m)	Factor (dB)	Type
1		*	5323.040	95.859	56.606	N/A	N/A	39.253	AV
2			5350.000	49.875	10.550	-4.125	54.000	39.324	AV

Note: Measure Level (dB μ V/m) = Reading Level (dB μ V) + Factor (dB)

Factor (dB) = Cable Loss (dB) + Antenna Factor (dB/m).

Site: AC1	Time: 2017/03/21 - 22:53
Limit: FCC_Part15.209_RE(3m)	Engineer: Kevin Ker
Probe: BBHA9120D_1GHz_18GHz	Polarity: Horizontal
EUT: Wi-Fi AP 4x4 OD small omni antenna US	Power: AC 120V/60Hz
Test Mode: Transmit by 802.11ac-VHT20 at channel 5500MHz Ant 1	

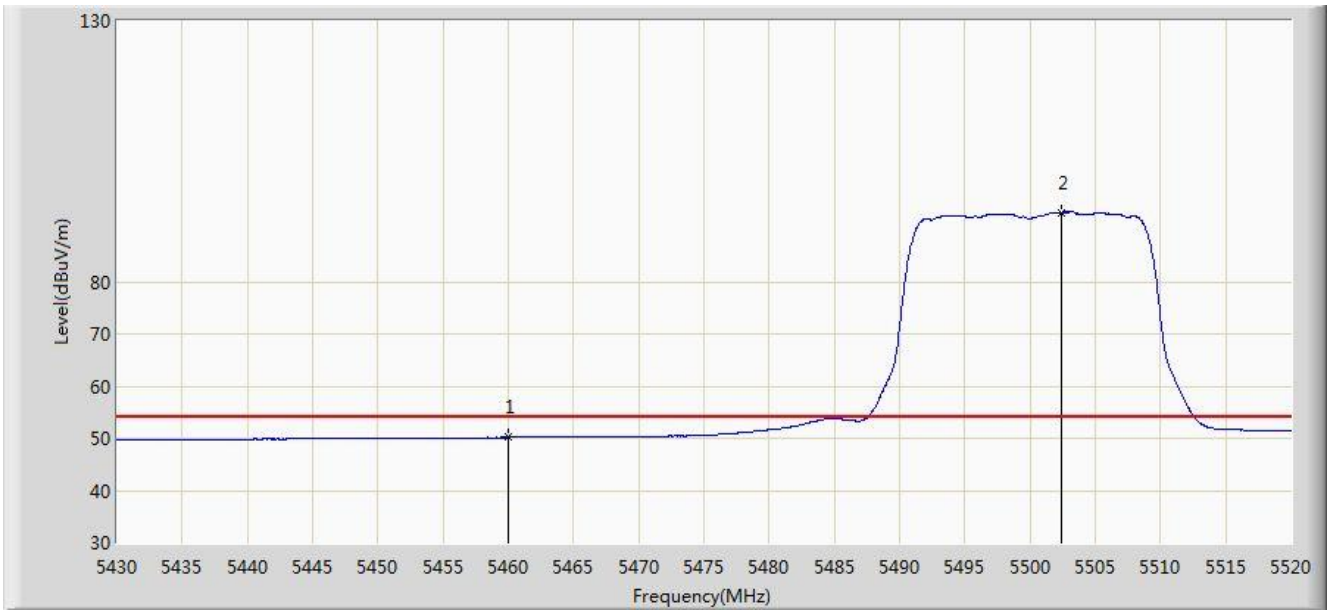


No	Flag	Mark	Frequency (MHz)	Measure Level (dBuV/m)	Reading Level (dBuV)	Margin (dB)	Limit (dBuV/m)	Factor (dB)	Type
1			5459.970	64.581	24.945	-9.419	74.000	39.636	PK
2			5460.000	63.643	24.007	-10.357	74.000	39.636	PK
3			5467.800	64.801	25.151	-9.199	74.000	39.650	PK
4			5470.000	62.880	23.226	-11.120	74.000	39.654	PK
5		*	5501.460	105.945	66.232	N/A	N/A	39.713	PK

Note: Measure Level (dB μ V/m) = Reading Level (dB μ V) + Factor (dB)

Factor (dB) = Cable Loss (dB) + Antenna Factor (dB/m).

Site: AC1	Time: 2017/03/21 - 22:55
Limit: FCC_Part15.209_RE(3m)	Engineer: Kevin Ker
Probe: BBHA9120D_1GHz_18GHz	Polarity: Horizontal
EUT: Wi-Fi AP 4x4 OD small omni antenna US	Power: AC 120V/60Hz
Test Mode: Transmit by 802.11ac-VHT20 at channel 5500MHz Ant 1	

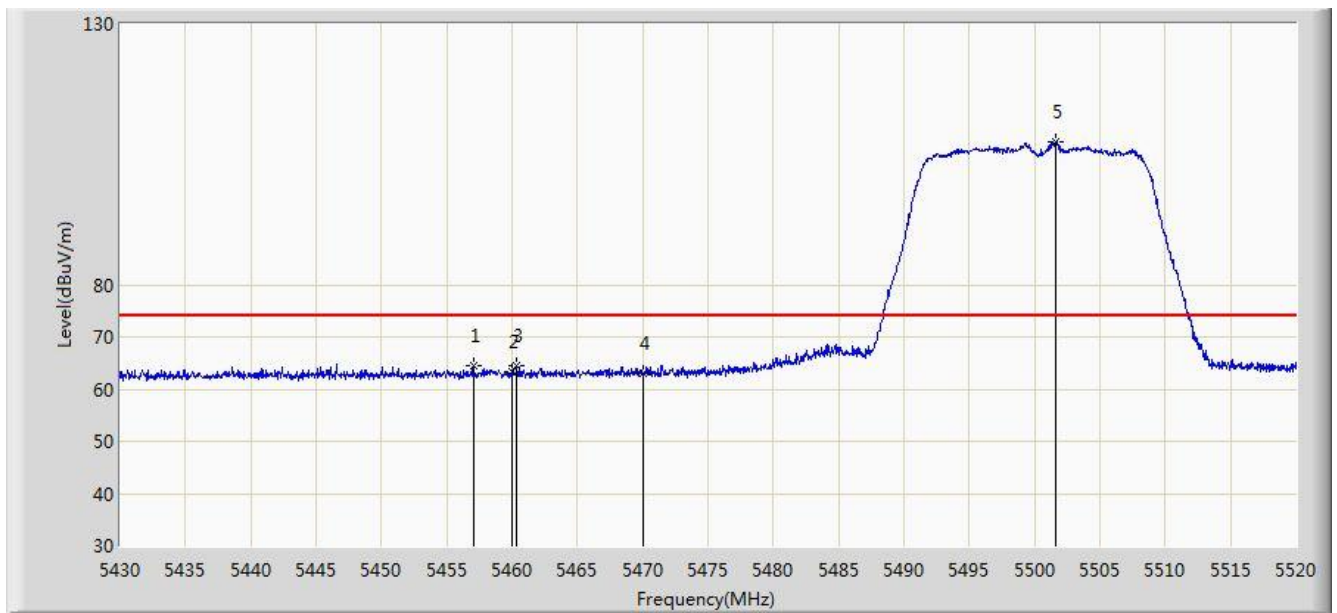


No	Flag	Mark	Frequency (MHz)	Measure Level (dBuV/m)	Reading Level (dBuV)	Margin (dB)	Limit (dBuV/m)	Factor (dB)	Type
1			5460.000	50.161	10.525	-3.839	54.000	39.636	AV
2		*	5502.450	93.298	53.583	N/A	N/A	39.714	AV

Note: Measure Level (dBuV/m) = Reading Level (dBuV) + Factor (dB)

Factor (dB) = Cable Loss (dB) + Antenna Factor (dB/m).

Site: AC1	Time: 2017/03/21 - 22:56
Limit: FCC_Part15.209_RE(3m)	Engineer: Kevin Ker
Probe: BBHA9120D_1GHz_18GHz	Polarity: Vertical
EUT: Wi-Fi AP 4x4 OD small omni antenna US	Power: AC 120V/60Hz
Test Mode: Transmit by 802.11ac-VHT20 at channel 5500MHz Ant 1	

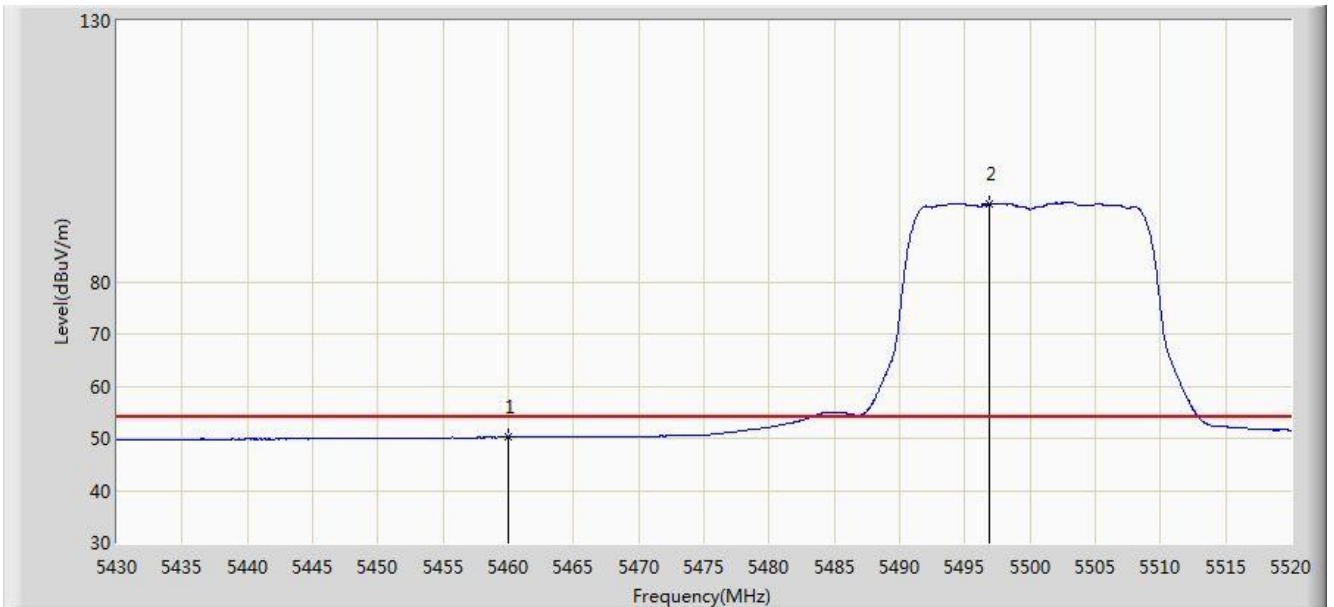


No	Flag	Mark	Frequency (MHz)	Measure Level (dBuV/m)	Reading Level (dBuV)	Margin (dB)	Limit (dBuV/m)	Factor (dB)	Type
1			5457.045	64.408	24.777	-9.592	74.000	39.631	PK
2			5460.000	63.374	23.738	-10.626	74.000	39.636	PK
3			5460.330	64.471	24.834	-9.529	74.000	39.636	PK
4			5470.000	63.006	23.352	-10.994	74.000	39.654	PK
5		*	5501.595	107.406	67.693	N/A	N/A	39.714	PK

Note: Measure Level (dB μ V/m) = Reading Level (dB μ V) + Factor (dB)

Factor (dB) = Cable Loss (dB) + Antenna Factor (dB/m).

Site: AC1	Time: 2017/03/21 - 22:57
Limit: FCC_Part15.209_RE(3m)	Engineer: Kevin Ker
Probe: BBHA9120D_1GHz_18GHz	Polarity: Vertical
EUT: Wi-Fi AP 4x4 OD small omni antenna US	Power: AC 120V/60Hz
Test Mode: Transmit by 802.11ac-VHT20 at channel 5500MHz Ant 1	

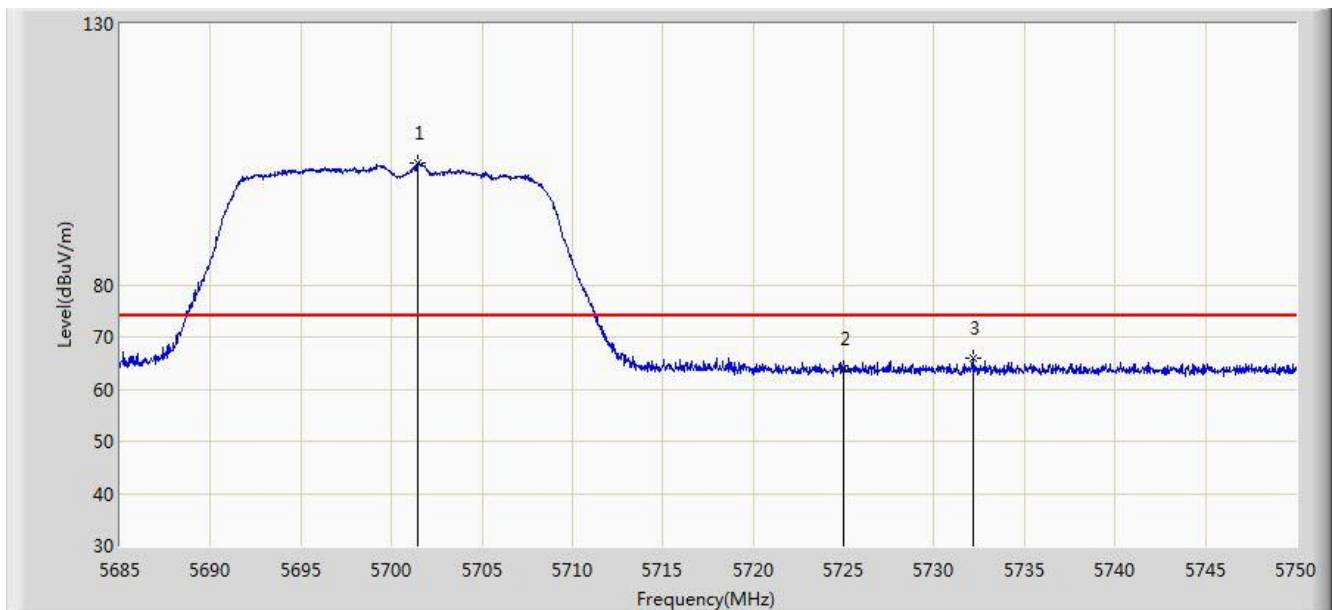


No	Flag	Mark	Frequency (MHz)	Measure Level (dBuV/m)	Reading Level (dBuV)	Margin (dB)	Limit (dBuV/m)	Factor (dB)	Type
1			5460.000	50.184	10.548	-3.816	54.000	39.636	AV
2		*	5496.915	94.940	55.235	N/A	N/A	39.705	AV

Note: Measure Level (dB μ V/m) = Reading Level (dB μ V) + Factor (dB)

Factor (dB) = Cable Loss (dB) + Antenna Factor (dB/m).

Site: AC1	Time: 2017/03/21 - 22:58
Limit: FCC_Part15.209_RE(3m)	Engineer: Kevin Ker
Probe: BBHA9120D_1GHz_18GHz	Polarity: Horizontal
EUT: Wi-Fi AP 4x4 OD small omni antenna US	Power: AC 120V/60Hz
Test Mode: Transmit by 802.11ac-VHT20 at channel 5700MHz Ant 1	

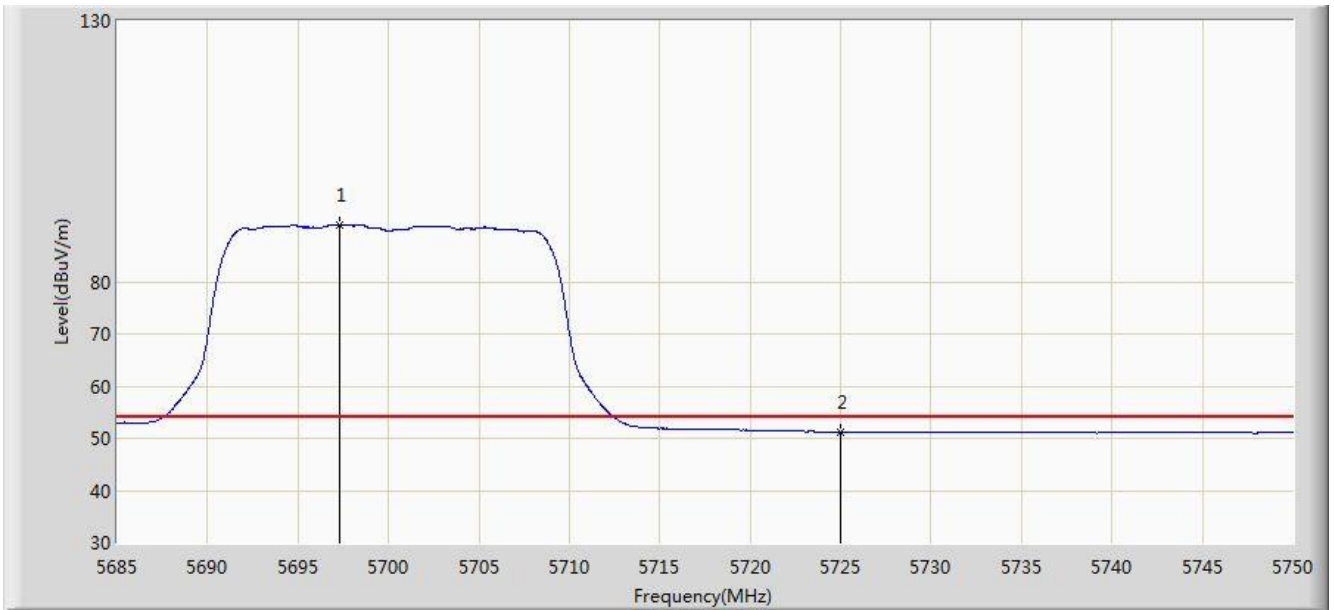


No	Flag	Mark	Frequency (MHz)	Measure Level (dBuV/m)	Reading Level (dBuV)	Margin (dB)	Limit (dBuV/m)	Factor (dB)	Type
1		*	5701.478	103.315	63.253	N/A	N/A	40.062	PK
2			5725.000	63.961	23.797	-10.039	74.000	40.164	PK
3			5732.125	65.887	25.690	-8.113	74.000	40.197	PK

Note: Measure Level (dB μ V/m) = Reading Level (dB μ V) + Factor (dB)

Factor (dB) = Cable Loss (dB) + Antenna Factor (dB/m).

Site: AC1	Time: 2017/03/21 - 22:59
Limit: FCC_Part15.209_RE(3m)	Engineer: Kevin Ker
Probe: BBHA9120D_1GHz_18GHz	Polarity: Horizontal
EUT: Wi-Fi AP 4x4 OD small omni antenna US	Power: AC 120V/60Hz
Test Mode: Transmit by 802.11ac-VHT20 at channel 5700MHz Ant 1	

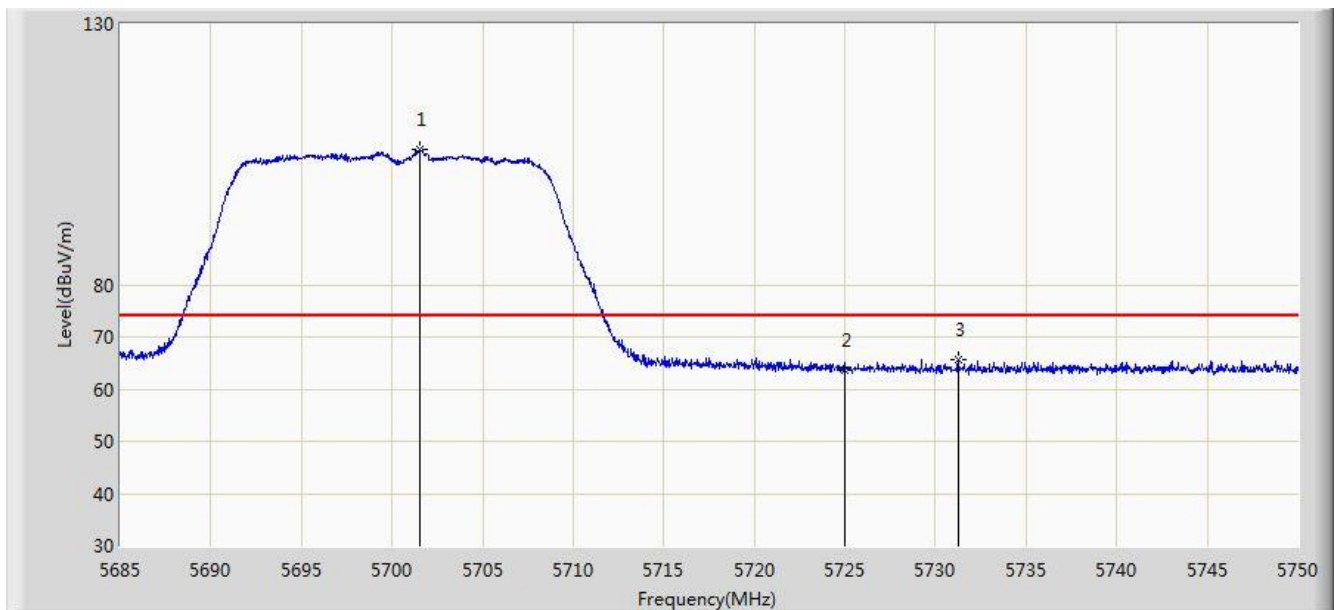


No	Flag	Mark	Frequency (MHz)	Measure Level (dBuV/m)	Reading Level (dBuV)	Margin (dB)	Limit (dBuV/m)	Factor (dB)	Type
1		*	5697.285	90.856	50.809	N/A	N/A	40.048	AV
2			5725.000	51.160	10.996	-2.840	54.000	40.164	AV

Note: Measure Level (dBμV/m) = Reading Level (dBμV) + Factor (dB)

Factor (dB) = Cable Loss (dB) + Antenna Factor (dB/m).

Site: AC1	Time: 2017/03/21 - 23:00
Limit: FCC_Part15.209_RE(3m)	Engineer: Kevin Ker
Probe: BBHA9120D_1GHz_18GHz	Polarity: Vertical
EUT: Wi-Fi AP 4x4 OD small omni antenna US	Power: AC 120V/60Hz
Test Mode: Transmit by 802.11ac-VHT20 at channel 5700MHz Ant 1	

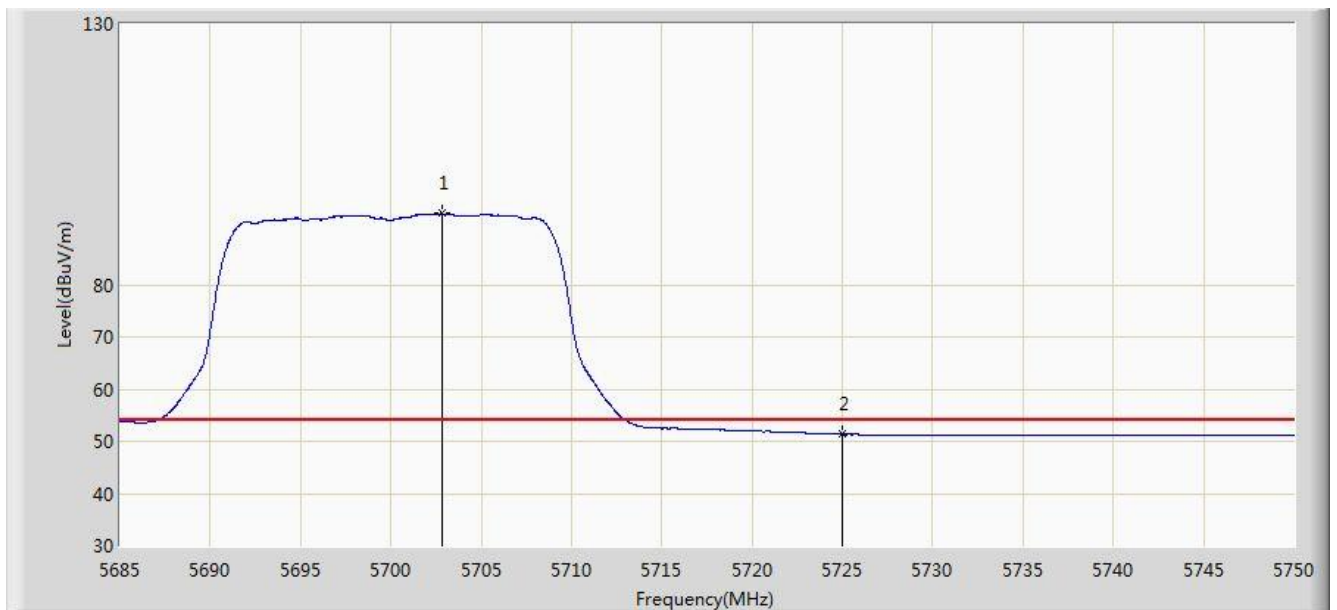


No	Flag	Mark	Frequency (MHz)	Measure Level (dBuV/m)	Reading Level (dBuV)	Margin (dB)	Limit (dBuV/m)	Factor (dB)	Type
1		*	5701.575	105.912	65.849	N/A	N/A	40.062	PK
2			5725.000	63.503	23.339	-10.497	74.000	40.164	PK
3			5731.248	65.676	25.483	-8.324	74.000	40.193	PK

Note: Measure Level (dB μ V/m) = Reading Level (dB μ V) + Factor (dB)

Factor (dB) = Cable Loss (dB) + Antenna Factor (dB/m).

Site: AC1	Time: 2017/03/21 - 23:01
Limit: FCC_Part15.209_RE(3m)	Engineer: Kevin Ker
Probe: BBHA9120D_1GHz_18GHz	Polarity: Vertical
EUT: Wi-Fi AP 4x4 OD small omni antenna US	Power: AC 120V/60Hz
Test Mode: Transmit by 802.11ac-VHT20 at channel 5700MHz Ant 1	

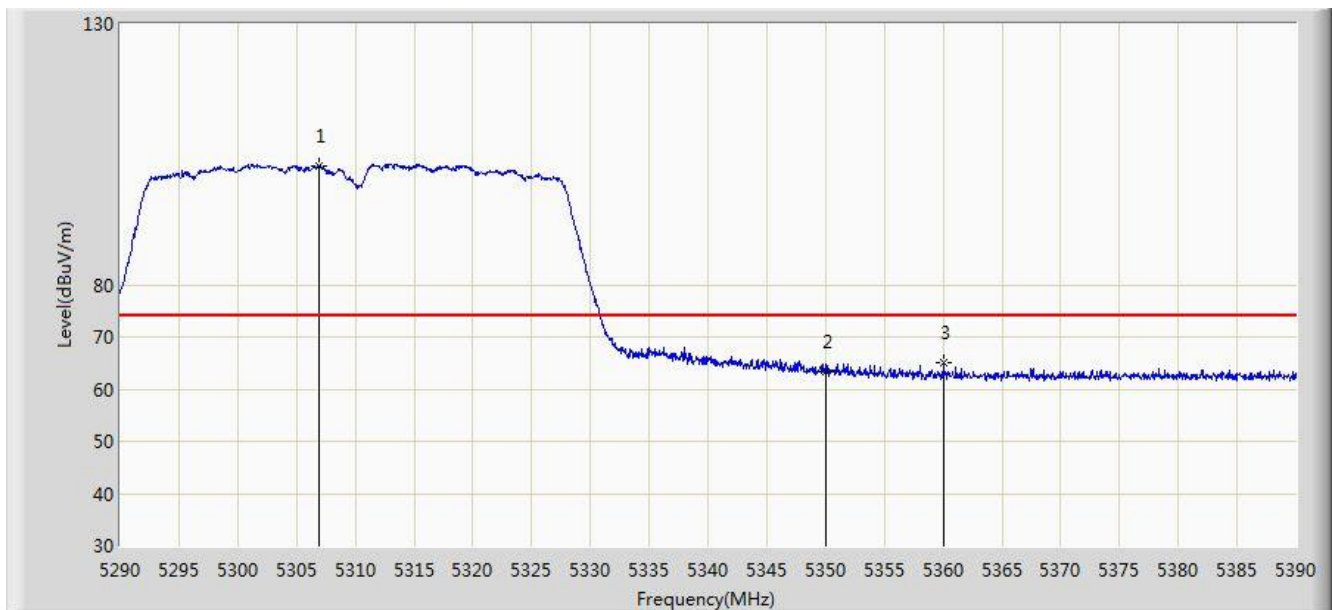


No	Flag	Mark	Frequency (MHz)	Measure Level (dBuV/m)	Reading Level (dBuV)	Margin (dB)	Limit (dBuV/m)	Factor (dB)	Type
1		*	5702.842	93.640	53.573	N/A	N/A	40.067	AV
2			5725.000	51.347	11.183	-2.653	54.000	40.164	AV

Note: Measure Level (dB μ V/m) = Reading Level (dB μ V) + Factor (dB)

Factor (dB) = Cable Loss (dB) + Antenna Factor (dB/m).

Site: AC1	Time: 2017/03/21 - 23:14
Limit: FCC_Part15.209_RE(3m)	Engineer: Kevin Ker
Probe: BBHA9120D_1GHz_18GHz	Polarity: Horizontal
EUT: Wi-Fi AP 4x4 OD small omni antenna US	Power: AC 120V/60Hz
Test Mode: Transmit by 802.11ac-VHT40 at channel 5310MHz Ant 1	

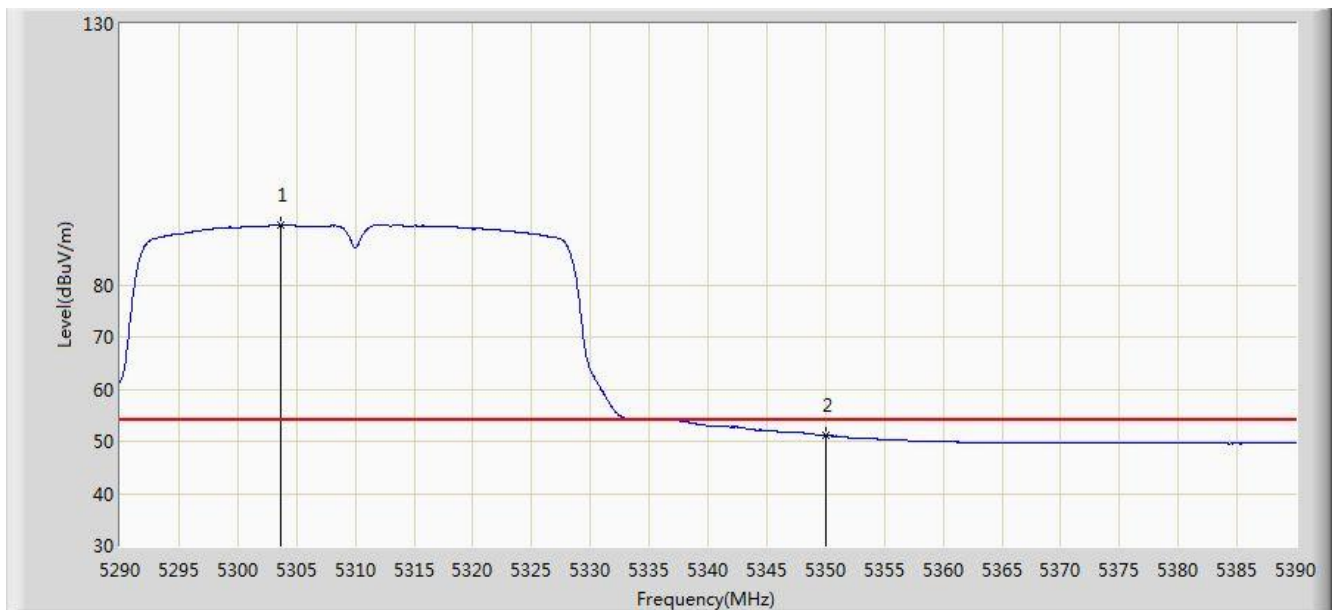


No	Flag	Mark	Frequency (MHz)	Measure Level (dBuV/m)	Reading Level (dBuV)	Margin (dB)	Limit (dBuV/m)	Factor (dB)	Type
1		*	5306.900	102.756	63.546	N/A	N/A	39.209	PK
2			5350.000	63.358	24.033	-10.642	74.000	39.324	PK
3			5360.050	65.167	25.816	-8.833	74.000	39.351	PK

Note: Measure Level (dB μ V/m) = Reading Level (dB μ V) + Factor (dB)

Factor (dB) = Cable Loss (dB) + Antenna Factor (dB/m).

Site: AC1	Time: 2017/03/21 - 23:17
Limit: FCC_Part15.209_RE(3m)	Engineer: Kevin Ker
Probe: BBHA9120D_1GHz_18GHz	Polarity: Horizontal
EUT: Wi-Fi AP 4x4 OD small omni antenna US	Power: AC 120V/60Hz
Test Mode: Transmit by 802.11ac-VHT40 at channel 5310MHz Ant 1	

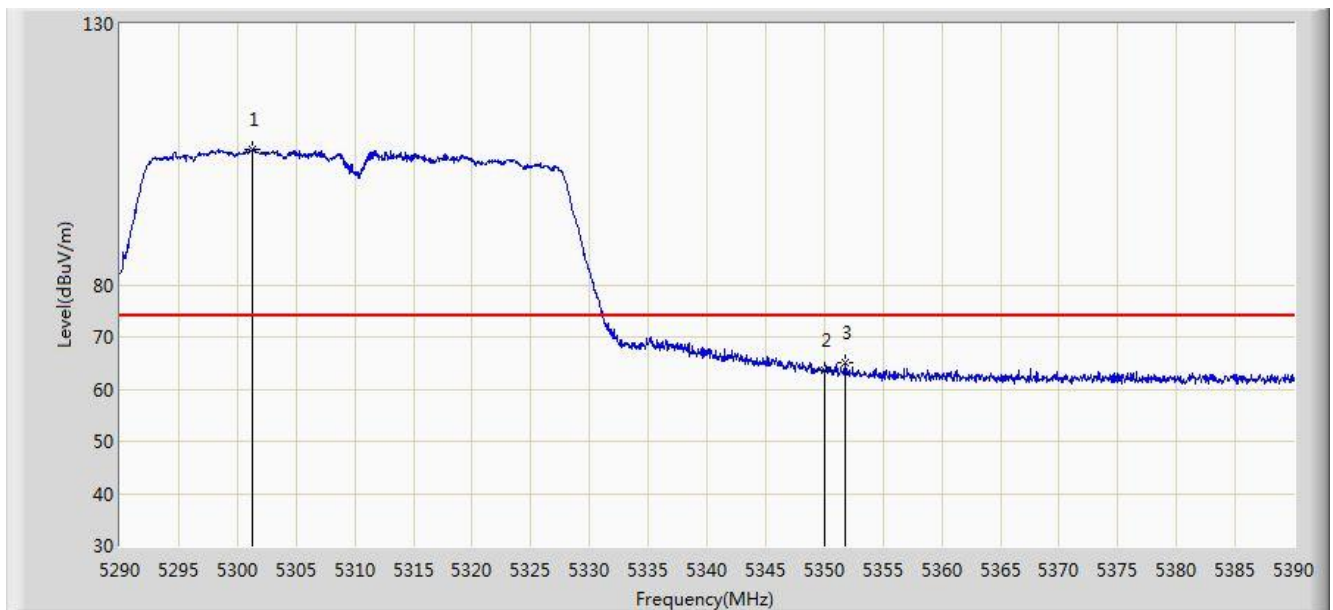


No	Flag	Mark	Frequency (MHz)	Measure Level (dBuV/m)	Reading Level (dBuV)	Margin (dB)	Limit (dBuV/m)	Factor (dB)	Type
1		*	5303.650	91.424	52.223	N/A	N/A	39.202	AV
2			5350.000	51.061	11.736	-2.939	54.000	39.324	AV

Note: Measure Level (dB μ V/m) = Reading Level (dB μ V) + Factor (dB)

Factor (dB) = Cable Loss (dB) + Antenna Factor (dB/m).

Site: AC1	Time: 2017/03/21 - 23:17
Limit: FCC_Part15.209_RE(3m)	Engineer: Kevin Ker
Probe: BBHA9120D_1GHz_18GHz	Polarity: Vertical
EUT: Wi-Fi AP 4x4 OD small omni antenna US	Power: AC 120V/60Hz
Test Mode: Transmit by 802.11ac-VHT40 at channel 5310MHz Ant 1	

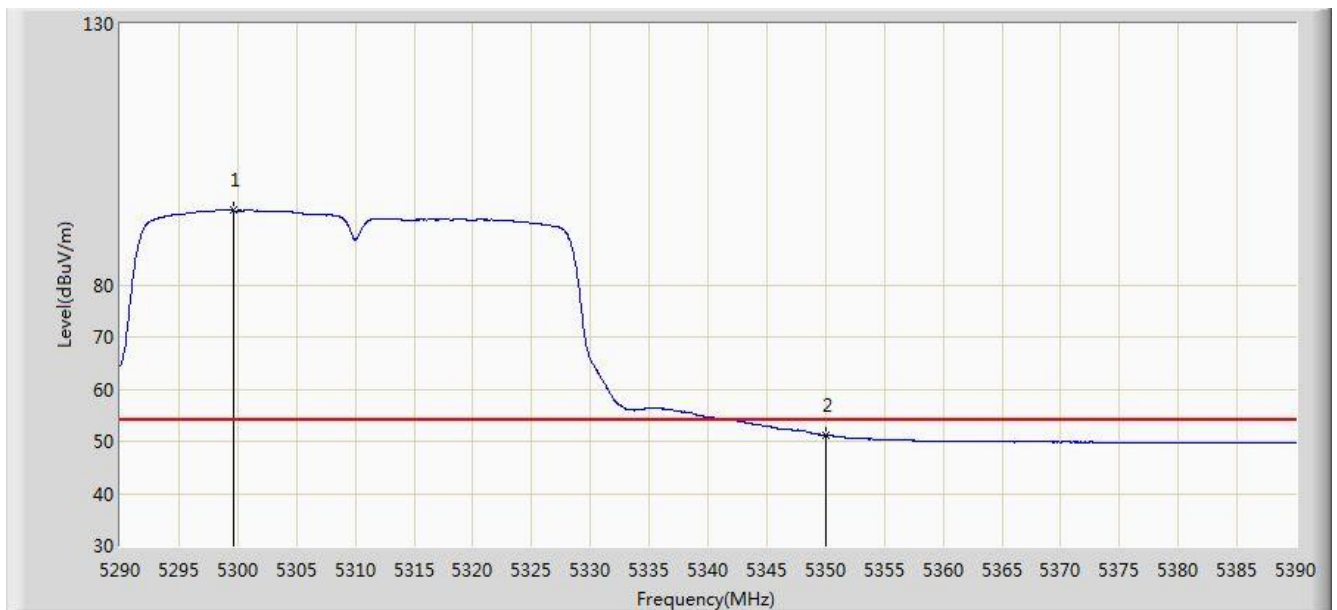


No	Flag	Mark	Frequency (MHz)	Measure Level (dBuV/m)	Reading Level (dBuV)	Margin (dB)	Limit (dBuV/m)	Factor (dB)	Type
1		*	5301.300	105.931	66.736	N/A	N/A	39.196	PK
2			5350.000	63.759	24.434	-10.241	74.000	39.324	PK
3			5351.750	64.937	25.608	-9.063	74.000	39.330	PK

Note: Measure Level (dB μ V/m) = Reading Level (dB μ V) + Factor (dB)

Factor (dB) = Cable Loss (dB) + Antenna Factor (dB/m).

Site: AC1	Time: 2017/03/21 - 23:18
Limit: FCC_Part15.209_RE(3m)	Engineer: Kevin Ker
Probe: BBHA9120D_1GHz_18GHz	Polarity: Vertical
EUT: Wi-Fi AP 4x4 OD small omni antenna US	Power: AC 120V/60Hz
Test Mode: Transmit by 802.11ac-VHT40 at channel 5310MHz Ant 1	

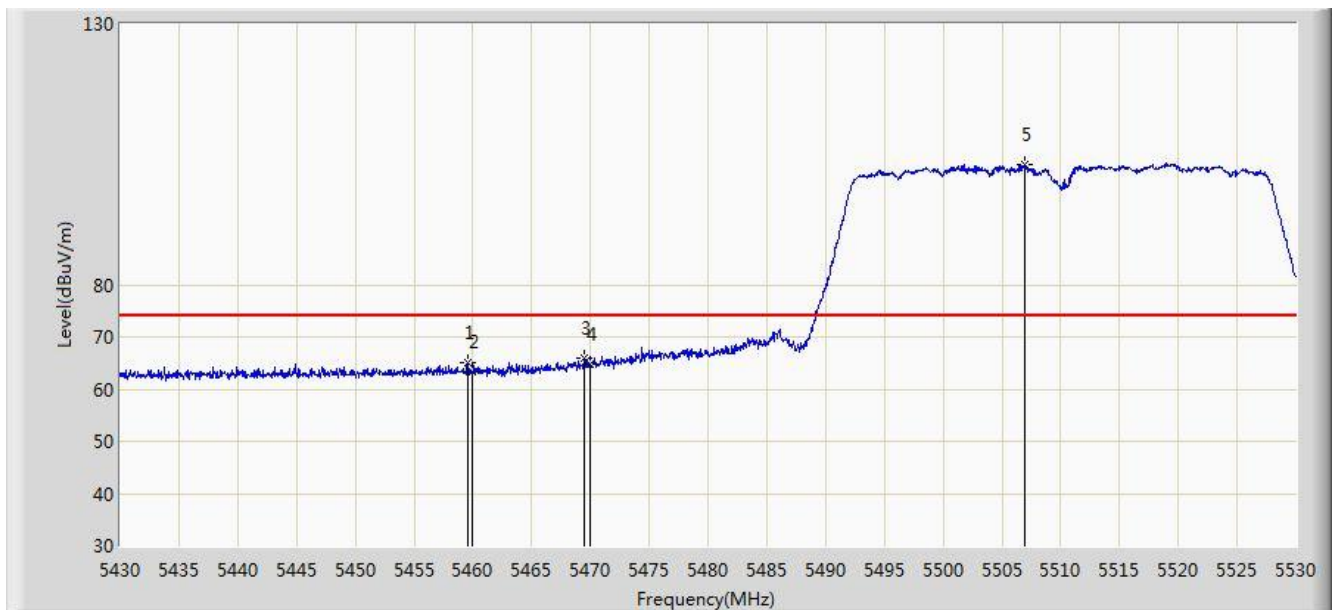


No	Flag	Mark	Frequency (MHz)	Measure Level (dBuV/m)	Reading Level (dBuV)	Margin (dB)	Limit (dBuV/m)	Factor (dB)	Type
1		*	5299.600	94.208	55.013	N/A	N/A	39.194	AV
2			5350.000	51.169	11.844	-2.831	54.000	39.324	AV

Note: Measure Level (dB μ V/m) = Reading Level (dB μ V) + Factor (dB)

Factor (dB) = Cable Loss (dB) + Antenna Factor (dB/m).

Site: AC1	Time: 2017/03/21 - 23:21
Limit: FCC_Part15.209_RE(3m)	Engineer: Kevin Ker
Probe: BBHA9120D_1GHz_18GHz	Polarity: Horizontal
EUT: Wi-Fi AP 4x4 OD small omni antenna US	Power: AC 120V/60Hz
Test Mode: Transmit by 802.11ac-VHT40 at channel 5510MHz Ant 1	

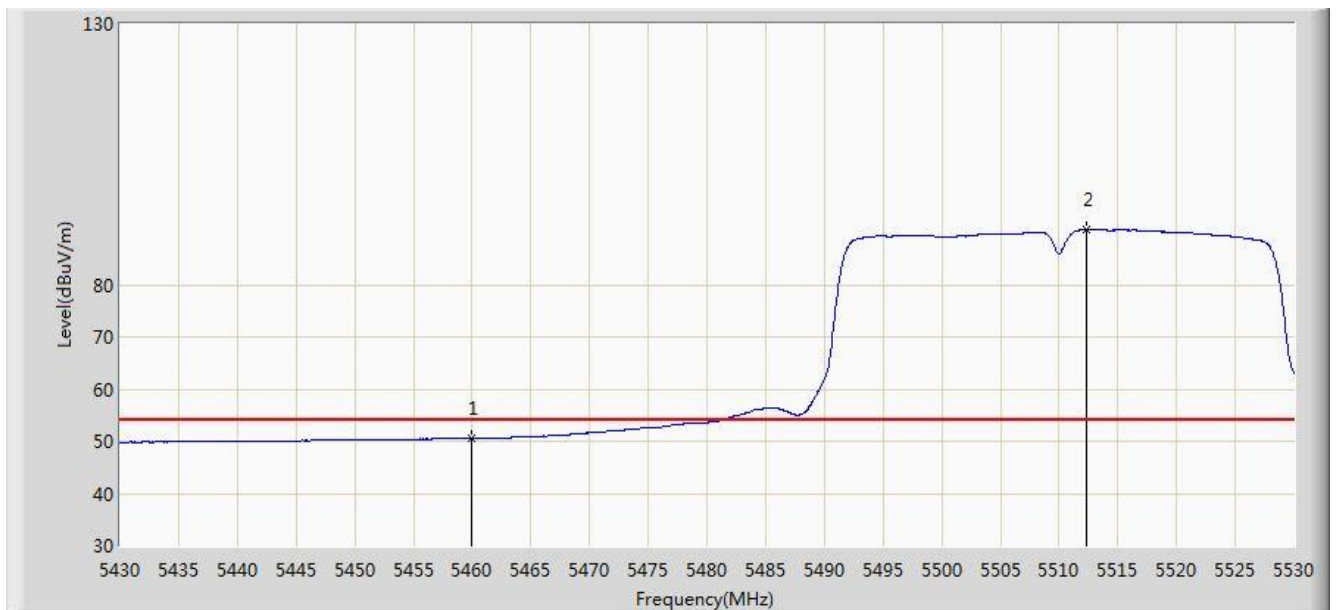


No	Flag	Mark	Frequency (MHz)	Measure Level (dBuV/m)	Reading Level (dBuV)	Margin (dB)	Limit (dBuV/m)	Factor (dB)	Type
1			5459.600	64.928	25.293	-9.072	74.000	39.636	PK
2			5460.000	63.382	23.746	-10.618	74.000	39.636	PK
3			5469.500	65.821	26.168	-8.179	74.000	39.654	PK
4			5470.000	64.750	25.096	-9.250	74.000	39.654	PK
5		*	5506.950	102.901	63.178	N/A	N/A	39.723	PK

Note: Measure Level (dB μ V/m) = Reading Level (dB μ V) + Factor (dB)

Factor (dB) = Cable Loss (dB) + Antenna Factor (dB/m).

Site: AC1	Time: 2017/03/21 - 23:24
Limit: FCC_Part15.209_RE(3m)	Engineer: Kevin Ker
Probe: BBHA9120D_1GHz_18GHz	Polarity: Horizontal
EUT: Wi-Fi AP 4x4 OD small omni antenna US	Power: AC 120V/60Hz
Test Mode: Transmit by 802.11ac-VHT40 at channel 5510MHz Ant 1	

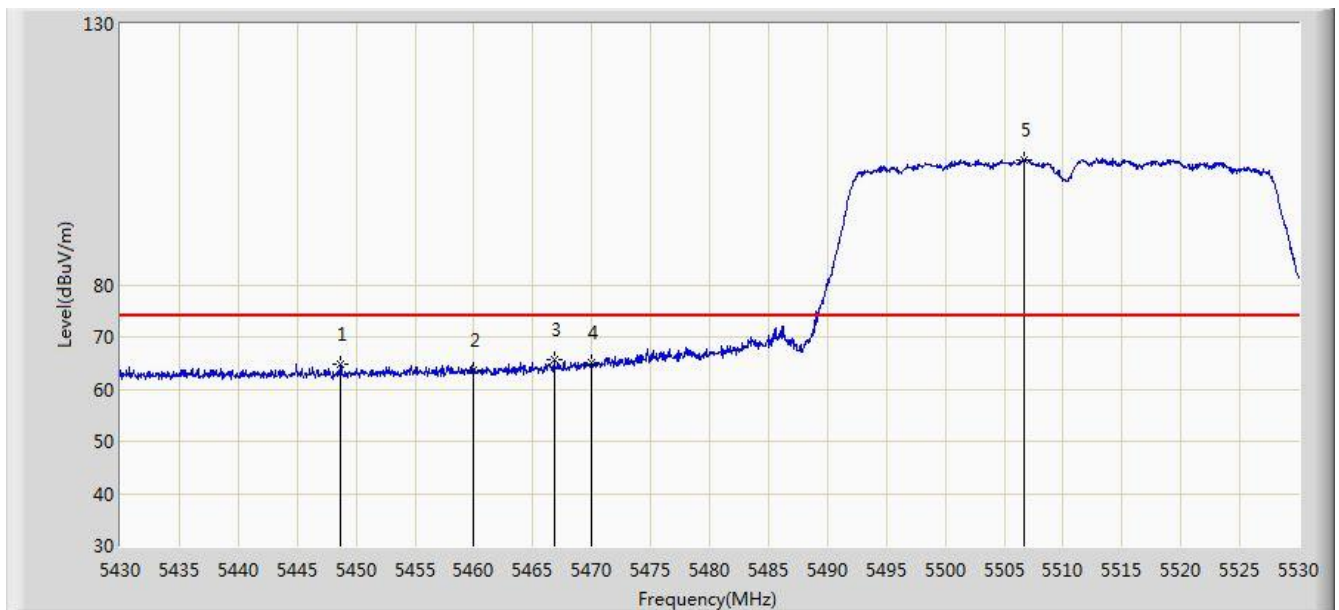


No	Flag	Mark	Frequency (MHz)	Measure Level (dBuV/m)	Reading Level (dBuV)	Margin (dB)	Limit (dBuV/m)	Factor (dB)	Type
1			5460.000	50.588	10.952	-3.412	54.000	39.636	AV
2		*	5512.350	90.455	50.722	N/A	N/A	39.733	AV

Note: Measure Level (dB μ V/m) = Reading Level (dB μ V) + Factor (dB)

Factor (dB) = Cable Loss (dB) + Antenna Factor (dB/m).

Site: AC1	Time: 2017/03/21 - 23:25
Limit: FCC_Part15.209_RE(3m)	Engineer: Kevin Ker
Probe: BBHA9120D_1GHz_18GHz	Polarity: Vertical
EUT: Wi-Fi AP 4x4 OD small omni antenna US	Power: AC 120V/60Hz
Test Mode: Transmit by 802.11ac-VHT40 at channel 5510MHz Ant 1	

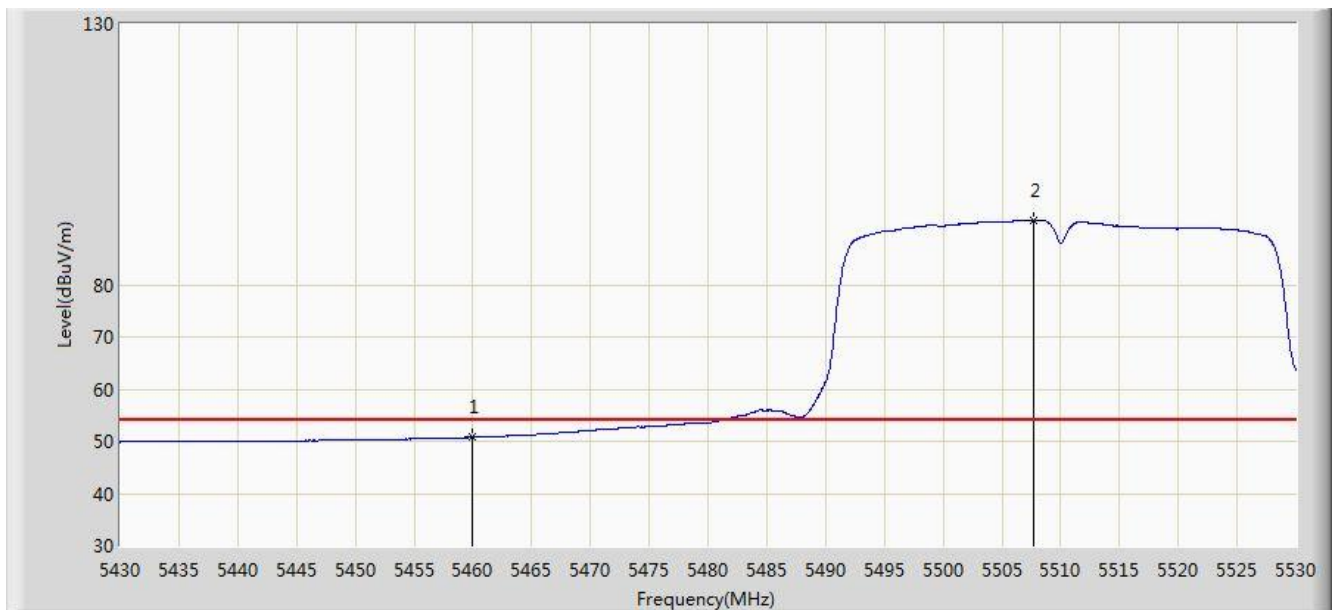


No	Flag	Mark	Frequency (MHz)	Measure Level (dBuV/m)	Reading Level (dBuV)	Margin (dB)	Limit (dBuV/m)	Factor (dB)	Type
1			5448.650	64.671	25.061	-9.329	74.000	39.610	PK
2			5460.000	63.615	23.979	-10.385	74.000	39.636	PK
3			5466.850	65.563	25.914	-8.437	74.000	39.649	PK
4			5470.000	65.211	25.557	-8.789	74.000	39.654	PK
5		*	5506.750	103.810	64.087	N/A	N/A	39.723	PK

Note: Measure Level (dB μ V/m) = Reading Level (dB μ V) + Factor (dB)

Factor (dB) = Cable Loss (dB) + Antenna Factor (dB/m).

Site: AC1	Time: 2017/03/21 - 23:28
Limit: FCC_Part15.209_RE(3m)	Engineer: Kevin Ker
Probe: BBHA9120D_1GHz_18GHz	Polarity: Vertical
EUT: Wi-Fi AP 4x4 OD small omni antenna US	Power: AC 120V/60Hz
Test Mode: Transmit by 802.11ac-VHT40 at channel 5510MHz Ant 1	

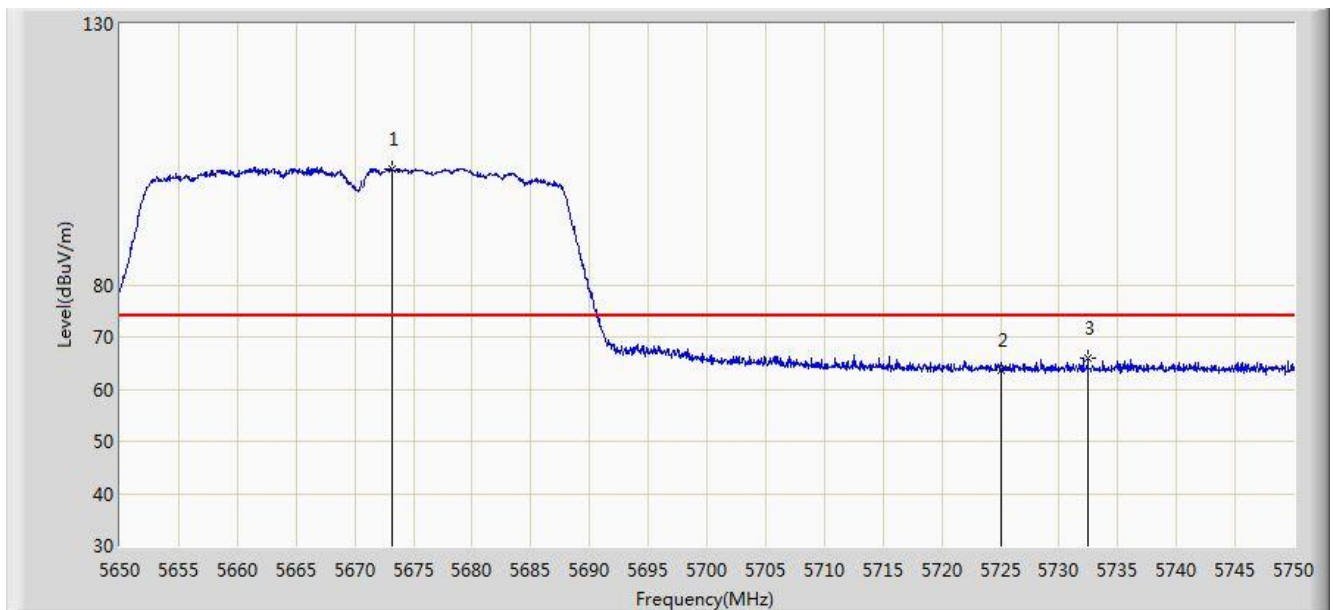


No	Flag	Mark	Frequency (MHz)	Measure Level (dBuV/m)	Reading Level (dBuV)	Margin (dB)	Limit (dBuV/m)	Factor (dB)	Type
1			5460.000	50.735	11.099	-3.265	54.000	39.636	AV
2		*	5507.700	92.389	52.665	N/A	N/A	39.725	AV

Note: Measure Level (dBμV/m) = Reading Level (dBμV) + Factor (dB)

Factor (dB) = Cable Loss (dB) + Antenna Factor (dB/m).

Site: AC1	Time: 2017/03/21 - 23:29
Limit: FCC_Part15.209_RE(3m)	Engineer: Kevin Ker
Probe: BBHA9120D_1GHz_18GHz	Polarity: Horizontal
EUT: Wi-Fi AP 4x4 OD small omni antenna US	Power: AC 120V/60Hz
Test Mode: Transmit by 802.11ac-VHT40 at channel 5670MHz Ant 1	

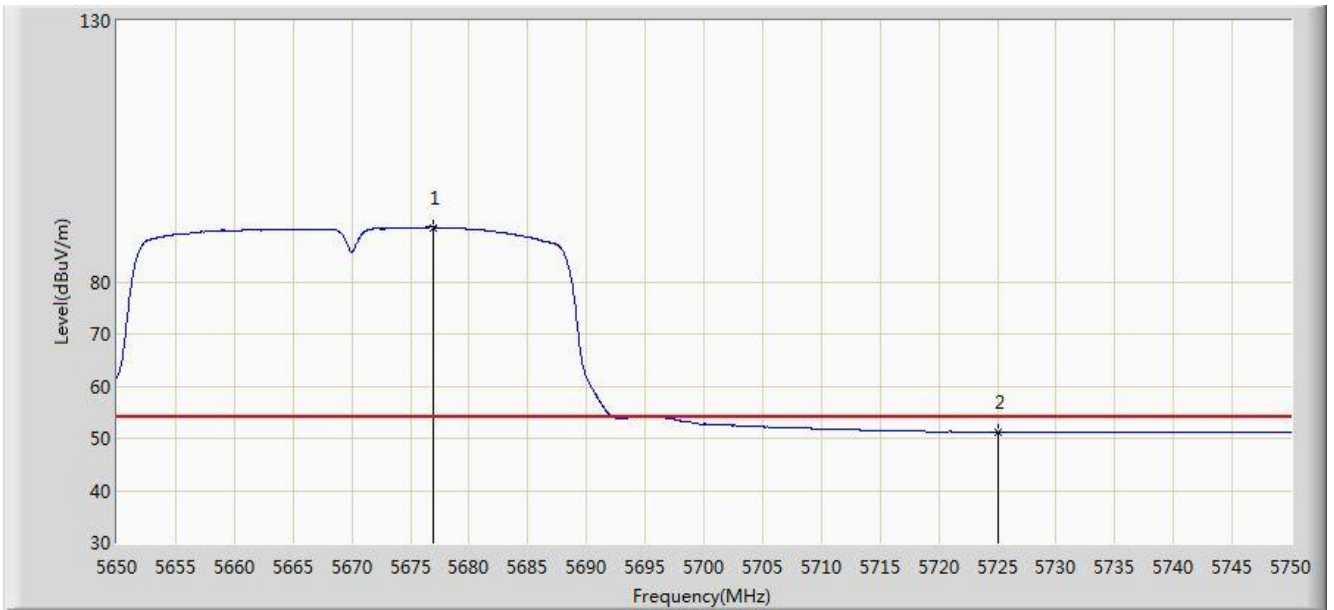


No	Flag	Mark	Frequency (MHz)	Measure Level (dBuV/m)	Reading Level (dBuV)	Margin (dB)	Limit (dBuV/m)	Factor (dB)	Type
1		*	5673.150	102.230	62.247	N/A	N/A	39.983	PK
2			5725.000	63.715	23.551	-10.285	74.000	40.164	PK
3			5732.450	65.980	25.782	-8.020	74.000	40.198	PK

Note: Measure Level (dB μ V/m) = Reading Level (dB μ V) + Factor (dB)

Factor (dB) = Cable Loss (dB) + Antenna Factor (dB/m).

Site: AC1	Time: 2017/03/21 - 23:31
Limit: FCC_Part15.209_RE(3m)	Engineer: Kevin Ker
Probe: BBHA9120D_1GHz_18GHz	Polarity: Horizontal
EUT: Wi-Fi AP 4x4 OD small omni antenna US	Power: AC 120V/60Hz
Test Mode: Transmit by 802.11ac-VHT40 at channel 5670MHz Ant 1	

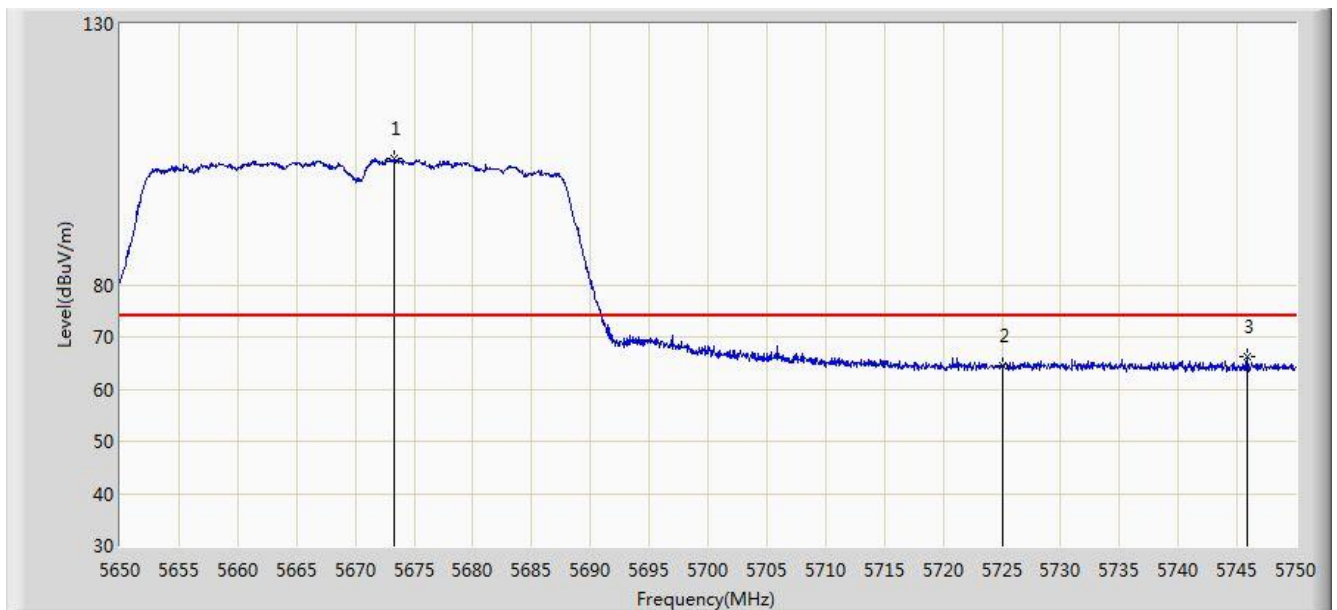


No	Flag	Mark	Frequency (MHz)	Measure Level (dBuV/m)	Reading Level (dBuV)	Margin (dB)	Limit (dBuV/m)	Factor (dB)	Type
1		*	5677.000	90.425	50.433	N/A	N/A	39.992	AV
2			5725.000	51.229	11.065	-2.771	54.000	40.164	AV

Note: Measure Level (dBμV/m) = Reading Level (dBμV) + Factor (dB)

Factor (dB) = Cable Loss (dB) + Antenna Factor (dB/m).

Site: AC1	Time: 2017/03/21 - 23:32
Limit: FCC_Part15.209_RE(3m)	Engineer: Kevin Ker
Probe: BBHA9120D_1GHz_18GHz	Polarity: Vertical
EUT: Wi-Fi AP 4x4 OD small omni antenna US	Power: AC 120V/60Hz
Test Mode: Transmit by 802.11ac-VHT40 at channel 5670MHz Ant 1	



No	Flag	Mark	Frequency (MHz)	Measure Level (dBuV/m)	Reading Level (dBuV)	Margin (dB)	Limit (dBuV/m)	Factor (dB)	Type
1		*	5673.250	104.308	64.325	N/A	N/A	39.983	PK
2			5725.000	64.581	24.417	-9.419	74.000	40.164	PK
3			5745.900	66.315	26.056	-7.685	74.000	40.258	PK

Note: Measure Level (dB μ V/m) = Reading Level (dB μ V) + Factor (dB)

Factor (dB) = Cable Loss (dB) + Antenna Factor (dB/m).