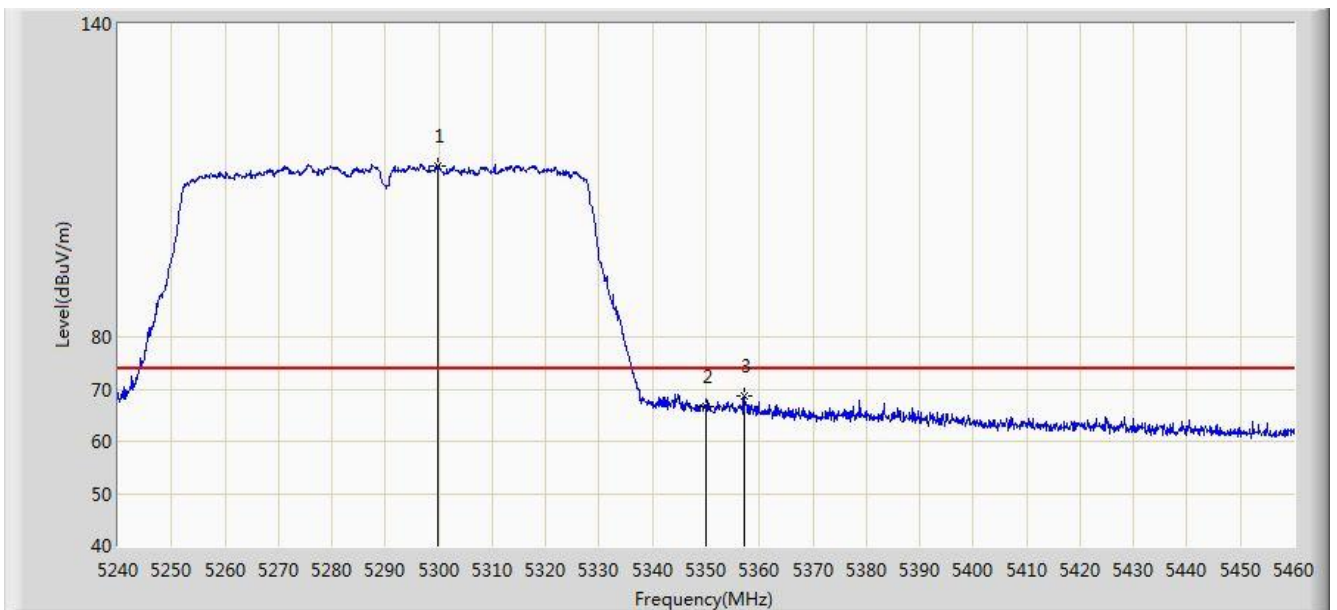


Site: AC1	Time: 2016/11/05 - 17:55
Limit: FCC_Part15.209_RE(3m)	Engineer: Kevin Ker
Probe: BBHA9120D_1GHz_18GHz	Polarity: Vertical
EUT: Wi-Fi AP 4x4 OD ext. antenna US	Power: AC 120V/60Hz
Test Mode: Transmit by 802.11ac-VHT80 at Channel 5290MHz Ant 1	

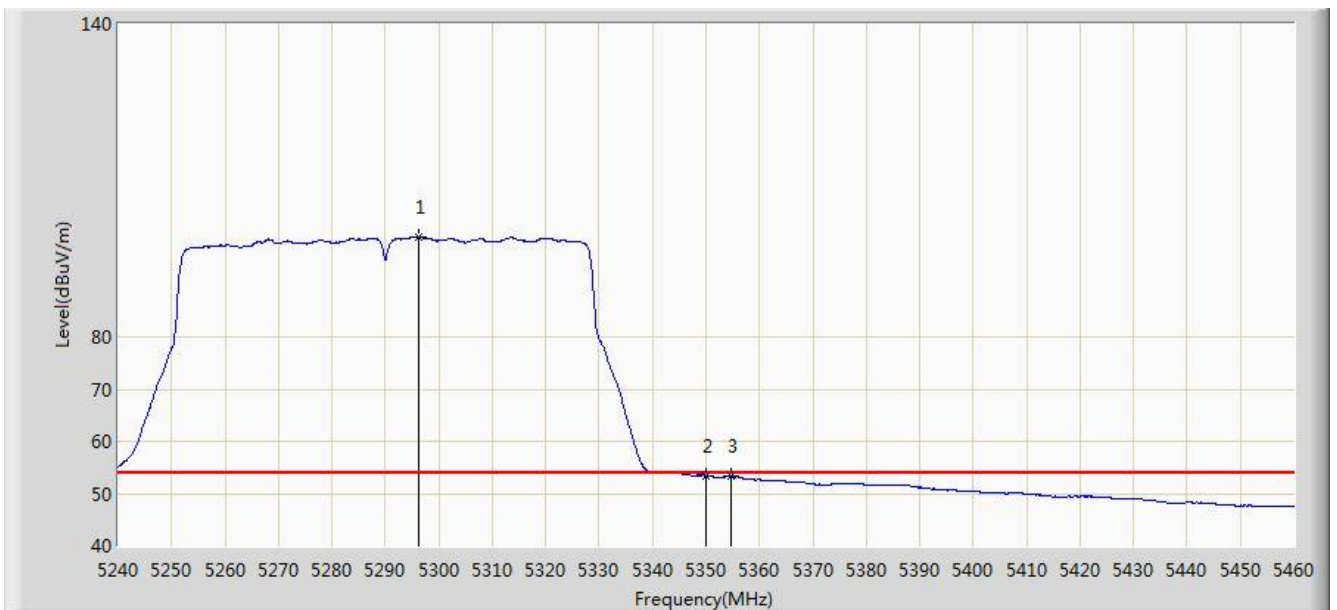


No	Flag	Mark	Frequency (MHz)	Measure Level (dBuV/m)	Reading Level (dBuV)	Margin (dB)	Limit (dBuV/m)	Factor (dB)	Type
1		*	5299.950	112.864	109.051	N/A	N/A	3.814	PK
2			5350.000	66.549	62.644	-7.451	74.000	3.904	PK
3			5357.040	68.607	64.690	-5.393	74.000	3.917	PK

Note: Measure Level (dB $\mu$ V/m) = Reading Level (dB $\mu$ V) + Factor (dB)

Factor (dB) = Cable Loss (dB) + Antenna Factor (dB/m) - Pre\_Amplifier Gain (dB)

Site: AC1	Time: 2016/11/05 - 17:54
Limit: FCC_Part15.209_RE(3m)	Engineer: Kevin Ker
Probe: BBHA9120D_1GHz_18GHz	Polarity: Vertical
EUT: Wi-Fi AP 4x4 OD ext. antenna US	Power: AC 120V/60Hz
Test Mode: Transmit by 802.11ac-VHT80 at Channel 5290MHz Ant 1	

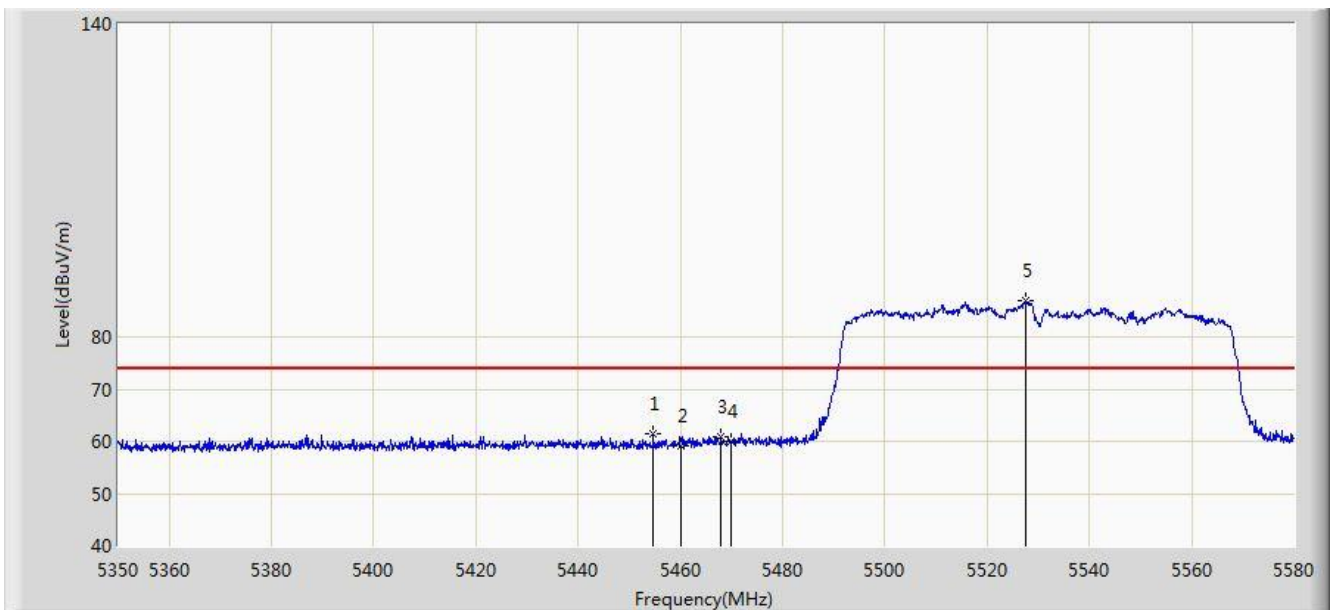


No	Flag	Mark	Frequency (MHz)	Measure Level (dBuV/m)	Reading Level (dBuV)	Margin (dB)	Limit (dBuV/m)	Factor (dB)	Type
1		*	5296.320	99.230	95.414	N/A	N/A	3.816	AV
2			5350.000	53.379	49.474	-0.621	54.000	3.904	AV
3			5354.730	53.405	49.492	-0.595	54.000	3.913	AV

Note: Measure Level (dB $\mu$ V/m) = Reading Level (dB $\mu$ V) + Factor (dB)

Factor (dB) = Cable Loss (dB) + Antenna Factor (dB/m) - Pre\_Amplifier Gain (dB)

Site: AC1	Time: 2016/11/05 - 18:06
Limit: FCC_Part15.209_RE(3m)	Engineer: Kevin Ker
Probe: BBHA9120D_1GHz_18GHz	Polarity: Horizontal
EUT: Wi-Fi AP 4x4 OD ext. antenna US	Power: AC 120V/60Hz
Test Mode: Transmit by 802.11ac-VHT80 at Channel 5530MHz Ant 1	

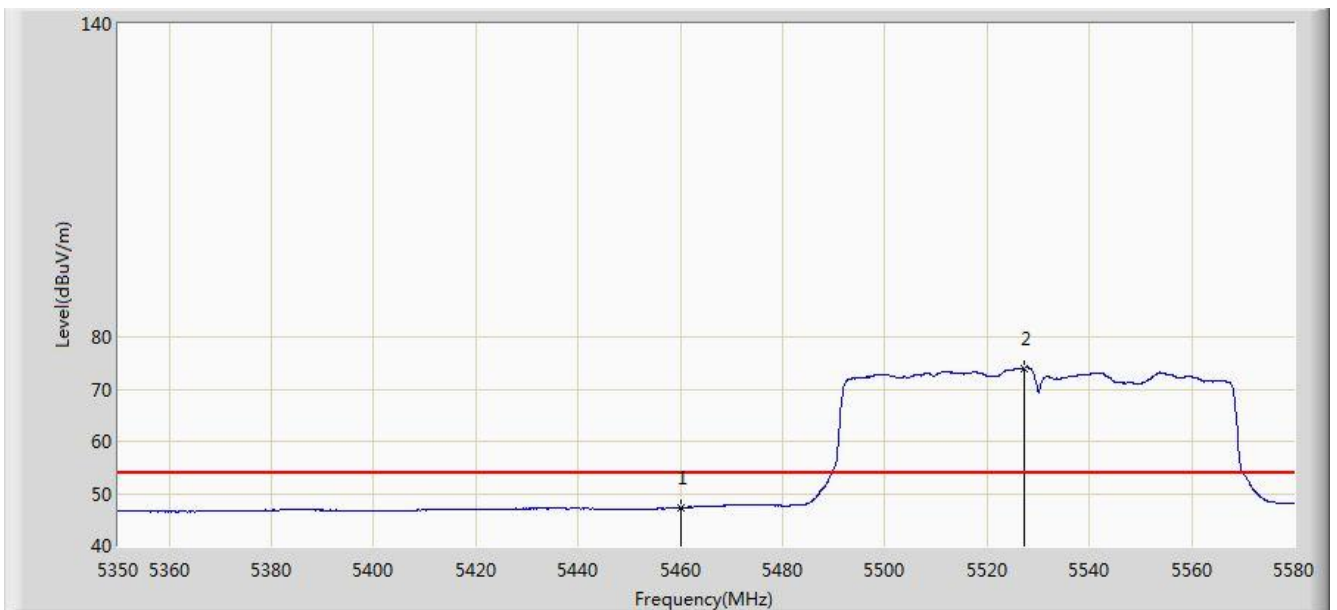


No	Flag	Mark	Frequency (MHz)	Measure Level (dBuV/m)	Reading Level (dBuV)	Margin (dB)	Limit (dBuV/m)	Factor (dB)	Type
1			5454.650	61.328	57.159	-12.672	74.000	4.170	PK
2			5460.000	59.210	55.030	-14.790	74.000	4.180	PK
3			5467.990	60.943	56.745	-13.057	74.000	4.198	PK
4			5470.000	59.888	55.686	-14.112	74.000	4.202	PK
5		*	5527.675	86.935	82.581	N/A	N/A	4.354	PK

Note: Measure Level (dB $\mu$ V/m) = Reading Level (dB $\mu$ V) + Factor (dB)

Factor (dB) = Cable Loss (dB) + Antenna Factor (dB/m) - Pre\_Amplifier Gain (dB)

Site: AC1	Time: 2016/11/05 - 18:07
Limit: FCC_Part15.209_RE(3m)	Engineer: Kevin Ker
Probe: BBHA9120D_1GHz_18GHz	Polarity: Horizontal
EUT: Wi-Fi AP 4x4 OD ext. antenna US	Power: AC 120V/60Hz
Test Mode: Transmit by 802.11ac-VHT80 at Channel 5530MHz Ant 1	

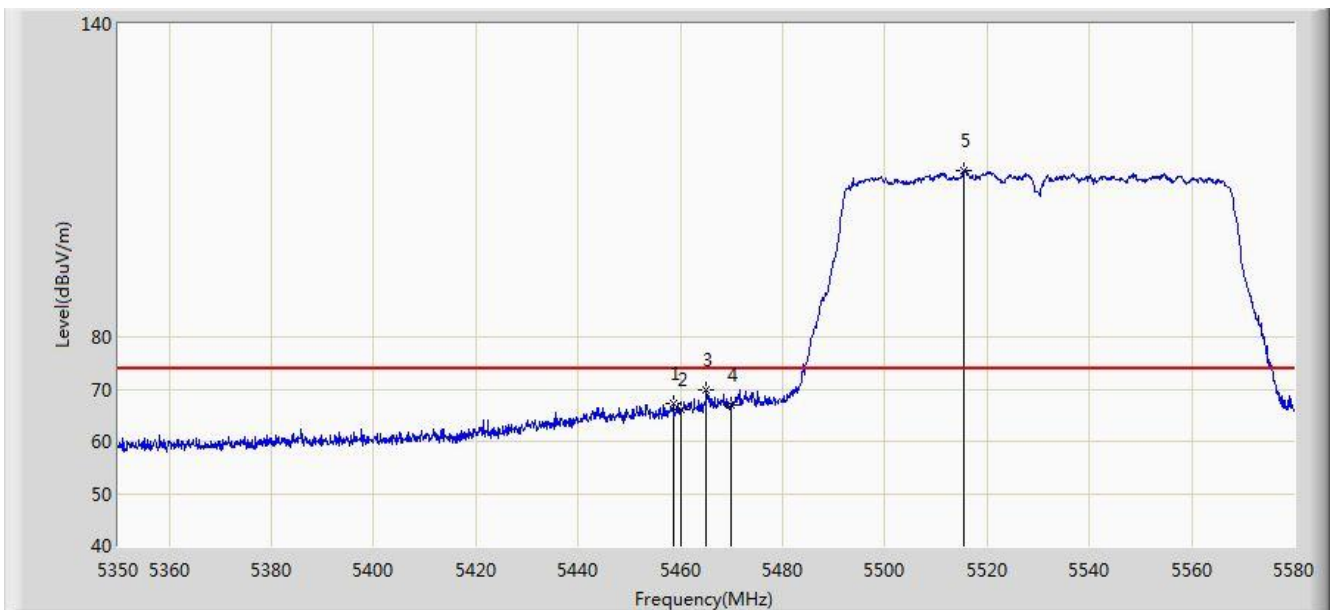


No	Flag	Mark	Frequency (MHz)	Measure Level (dBuV/m)	Reading Level (dBuV)	Margin (dB)	Limit (dBuV/m)	Factor (dB)	Type
1			5460.000	47.293	43.113	-6.707	54.000	4.180	AV
2		*	5527.215	74.033	69.680	N/A	N/A	4.353	AV

Note: Measure Level (dB $\mu$ V/m) = Reading Level (dB $\mu$ V) + Factor (dB)

Factor (dB) = Cable Loss (dB) + Antenna Factor (dB/m) - Pre\_Amplifier Gain (dB)

Site: AC1	Time: 2016/11/05 - 18:03
Limit: FCC_Part15.209_RE(3m)	Engineer: Kevin Ker
Probe: BBHA9120D_1GHz_18GHz	Polarity: Vertical
EUT: Wi-Fi AP 4x4 OD ext. antenna US	Power: AC 120V/60Hz
Test Mode: Transmit by 802.11ac-VHT80 at Channel 5530MHz Ant 1	

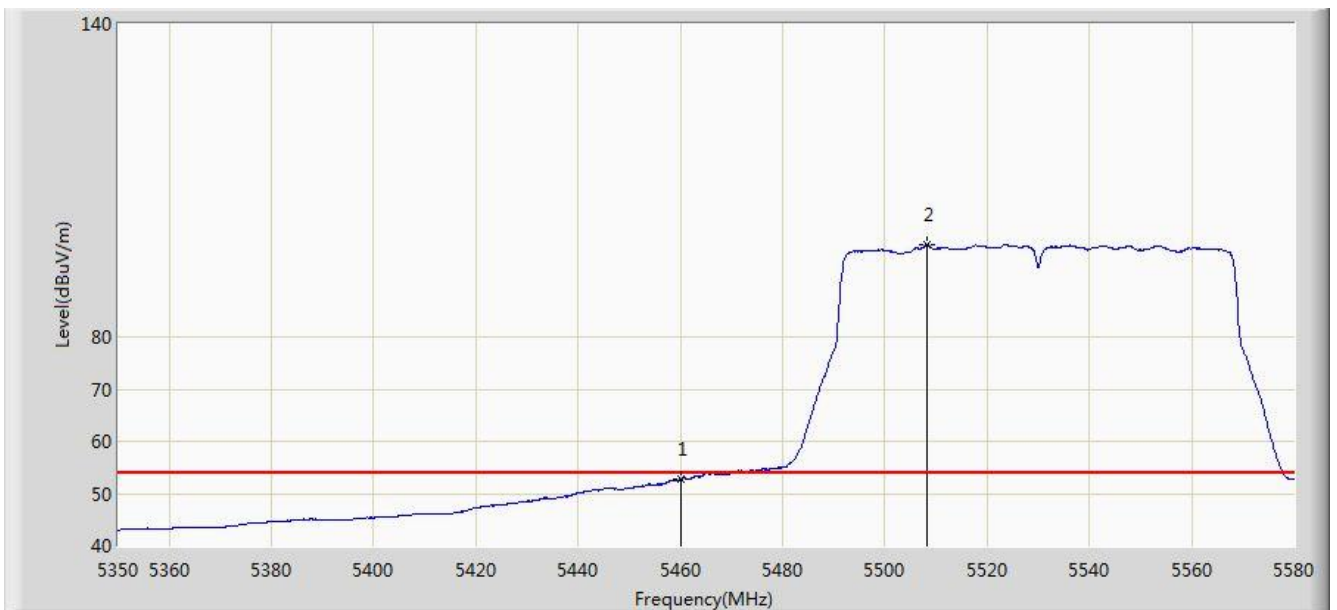


No	Flag	Mark	Frequency (MHz)	Measure Level (dBuV/m)	Reading Level (dBuV)	Margin (dB)	Limit (dBuV/m)	Factor (dB)	Type
1			5458.560	67.245	63.068	-6.755	74.000	4.178	PK
2			5460.000	66.129	61.949	-7.871	74.000	4.180	PK
3			5465.115	69.848	65.657	-4.152	74.000	4.191	PK
4			5470.000	66.959	62.757	-7.041	74.000	4.202	PK
5		*	5515.485	111.913	107.596	N/A	N/A	4.317	PK

Note: Measure Level (dB $\mu$ V/m) = Reading Level (dB $\mu$ V) + Factor (dB)

Factor (dB) = Cable Loss (dB) + Antenna Factor (dB/m) - Pre\_Amplifier Gain (dB)

Site: AC1	Time: 2016/11/05 - 18:04
Limit: FCC_Part15.209_RE(3m)	Engineer: Kevin Ker
Probe: BBHA9120D_1GHz_18GHz	Polarity: Vertical
EUT: Wi-Fi AP 4x4 OD ext. antenna US	Power: AC 120V/60Hz
Test Mode: Transmit by 802.11ac-VHT80 at Channel 5530MHz Ant 1	

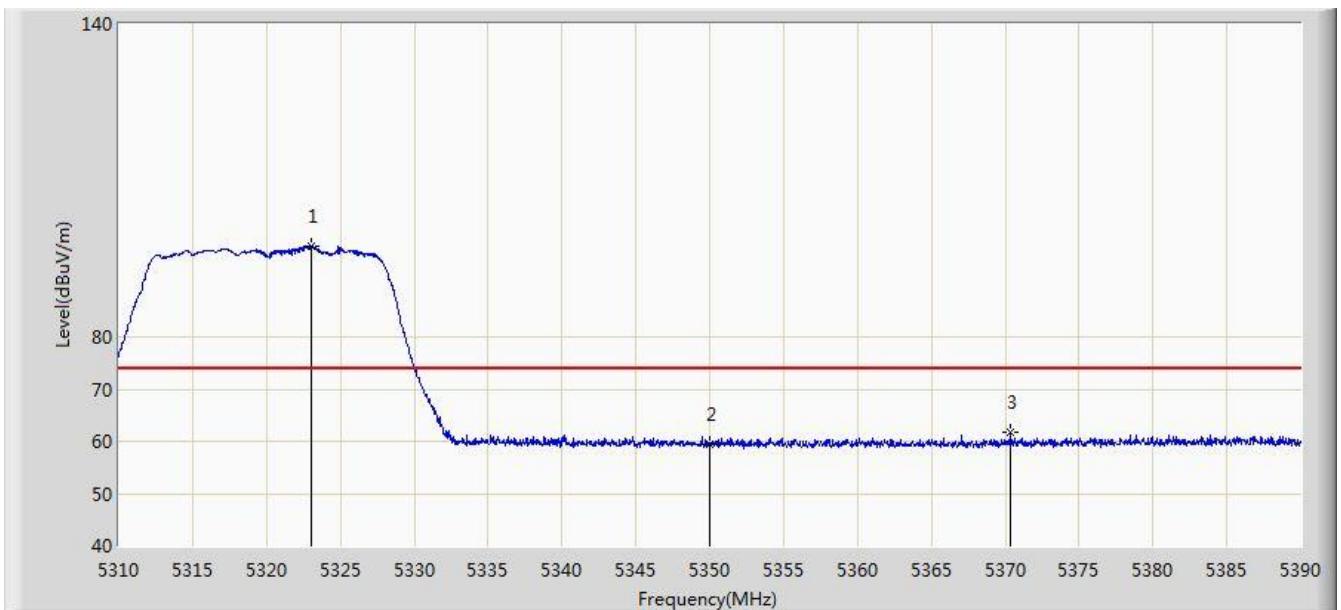


No	Flag	Mark	Frequency (MHz)	Measure Level (dBuV/m)	Reading Level (dBuV)	Margin (dB)	Limit (dBuV/m)	Factor (dB)	Type
1			5460.000	52.768	48.588	-1.232	54.000	4.180	AV
2		*	5508.355	97.630	93.334	N/A	N/A	4.296	AV

Note: Measure Level (dB $\mu$ V/m) = Reading Level (dB $\mu$ V) + Factor (dB)

Factor (dB) = Cable Loss (dB) + Antenna Factor (dB/m) - Pre\_Amplifier Gain (dB)

Site: AC1	Time: 2016/11/06 - 13:32
Limit: FCC_Part15.209_RE(3m)	Engineer: Kevin Ker
Probe: BBHA9120D_1GHz_18GHz	Polarity: Horizontal
EUT: Wi-Fi AP 4x4 OD ext. antenna US	Power: AC 120V/60Hz
Test Mode: Transmit by 802.11a at Channel 5320MHz Ant 2	

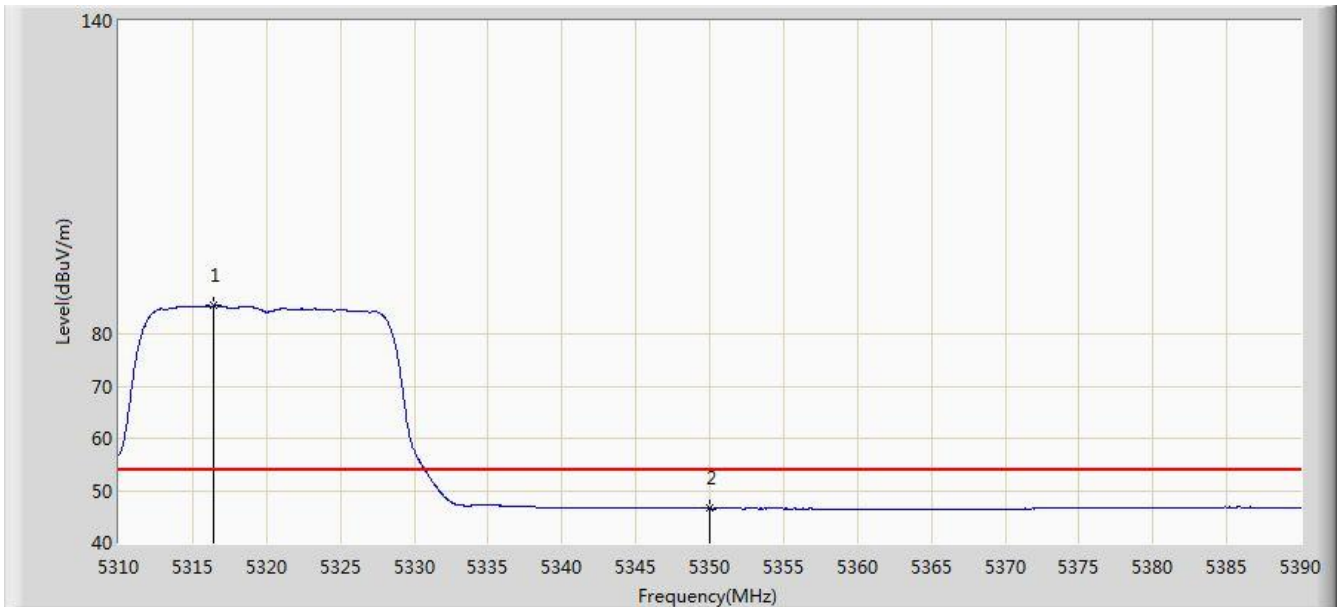


No	Flag	Mark	Frequency (MHz)	Measure Level (dBuV/m)	Reading Level (dBuV)	Margin (dB)	Limit (dBuV/m)	Factor (dB)	Type
1		*	5323.080	97.422	93.568	N/A	N/A	3.855	PK
2			5350.000	59.493	55.588	-14.507	74.000	3.904	PK
3			5370.360	61.809	57.868	-12.191	74.000	3.941	PK

Note: Measure Level (dB $\mu$ V/m) = Reading Level (dB $\mu$ V) + Factor (dB)

Factor (dB) = Cable Loss (dB) + Antenna Factor (dB) (dB/m) - Pre\_Amplifier Gain (dB)

Site: AC1	Time: 2016/11/06 - 13:34
Limit: FCC_Part15.209_RE(3m)	Engineer: Kevin Ker
Probe: BBHA9120D_1GHz_18GHz	Polarity: Horizontal
EUT: Wi-Fi AP 4x4 OD ext. antenna US	Power: AC 120V/60Hz
Test Mode: Transmit by 802.11a at Channel 5320MHz Ant 2	



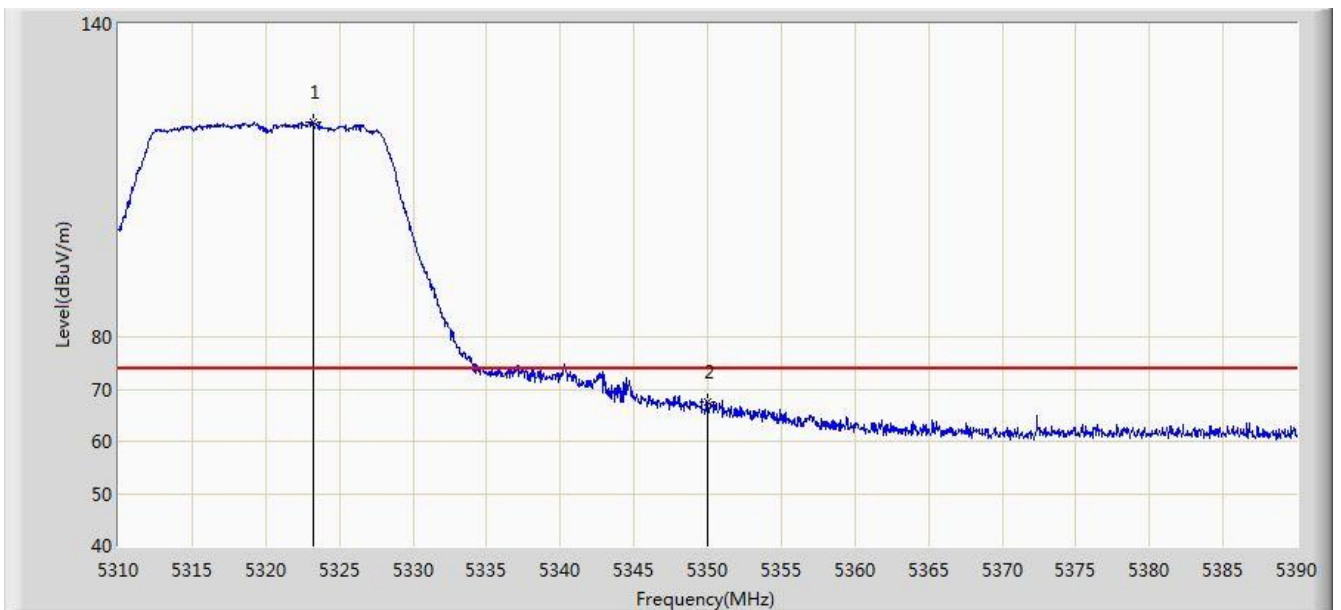
No	Flag	Mark	Frequency (MHz)	Measure Level (dBuV/m)	Reading Level (dBuV)	Margin (dB)	Limit (dBuV/m)	Factor (dB)	Type
1		*	5316.440	85.378	81.536	N/A	N/A	3.842	AV
2			5350.000	46.536	42.631	-7.464	54.000	3.904	AV

Note: Measure Level (dB $\mu$ V/m) = Reading Level (dB $\mu$ V) + Factor (dB)

Factor (dB) = Cable Loss (dB) + Antenna Factor (dB) (dB/m) - Pre\_Amplifier Gain (dB)



Site: AC1	Time: 2016/11/06 - 13:30
Limit: FCC_Part15.209_RE(3m)	Engineer: Kevin Ker
Probe: BBHA9120D_1GHz_18GHz	Polarity: Vertical
EUT: Wi-Fi AP 4x4 OD ext. antenna US	Power: AC 120V/60Hz
Test Mode: Transmit by 802.11a at Channel 5320MHz Ant 2	

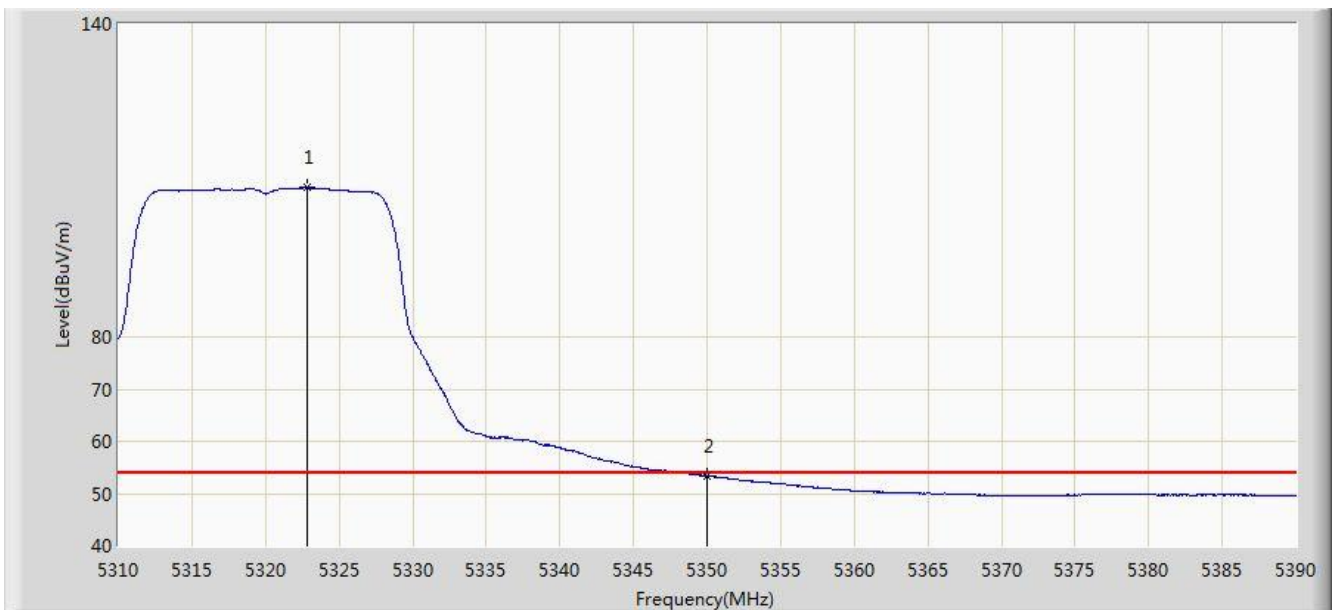


No	Flag	Mark	Frequency (MHz)	Measure Level (dBuV/m)	Reading Level (dBuV)	Margin (dB)	Limit (dBuV/m)	Factor (dB)	Type
1		*	5323.200	121.120	117.265	N/A	N/A	3.854	PK
2			5350.000	67.537	63.632	-6.463	74.000	3.904	PK

Note: Measure Level (dB $\mu$ V/m) = Reading Level (dB $\mu$ V) + Factor (dB)

Factor (dB) = Cable Loss (dB) + Antenna Factor (dB) (dB/m) - Pre\_Amplifier Gain (dB)

Site: AC1	Time: 2016/11/06 - 13:29
Limit: FCC_Part15.209_RE(3m)	Engineer: Kevin Ker
Probe: BBHA9120D_1GHz_18GHz	Polarity: Vertical
EUT: Wi-Fi AP 4x4 OD ext. antenna US	Power: AC 120V/60Hz
Test Mode: Transmit by 802.11a at Channel 5320MHz Ant 2	

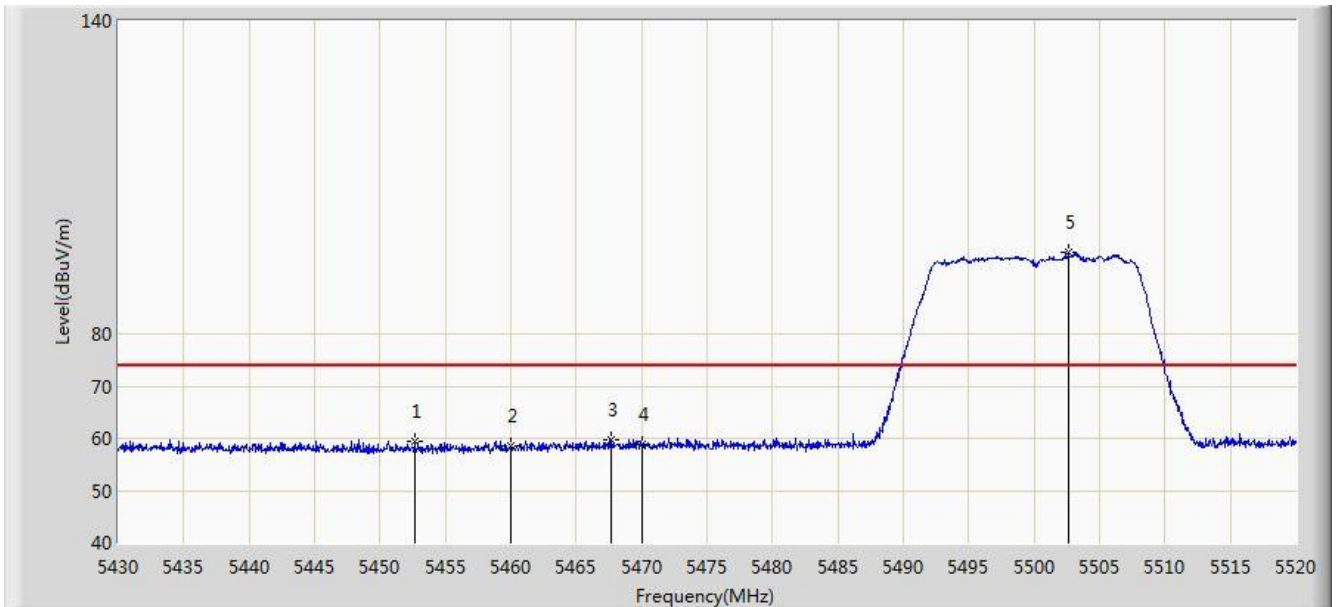


No	Flag	Mark	Frequency (MHz)	Measure Level (dBuV/m)	Reading Level (dBuV)	Margin (dB)	Limit (dBuV/m)	Factor (dB)	Type
1	X	*	5322.880	108.580	104.726	N/A	N/A	3.854	AV
2			5350.000	53.376	49.471	-0.624	54.000	3.904	AV

Note: Measure Level (dB $\mu$ V/m) = Reading Level (dB $\mu$ V) + Factor (dB)

Factor (dB) = Cable Loss (dB) + Antenna Factor (dB) (dB/m) - Pre\_Amplifier Gain (dB)

Site: AC1	Time: 2016/11/17 - 11:58
Limit: FCC_Part15.209_RE(3m)	Engineer: Kevin Ker
Probe: BBHA9120D_1GHz_18GHz	Polarity: Horizontal
EUT: Wi-Fi AP 4x4 OD ext. antenna US	Power: AC 120V/60Hz
Test Mode: Transmit by 802.11a at Channel 5500MHz Ant 2	

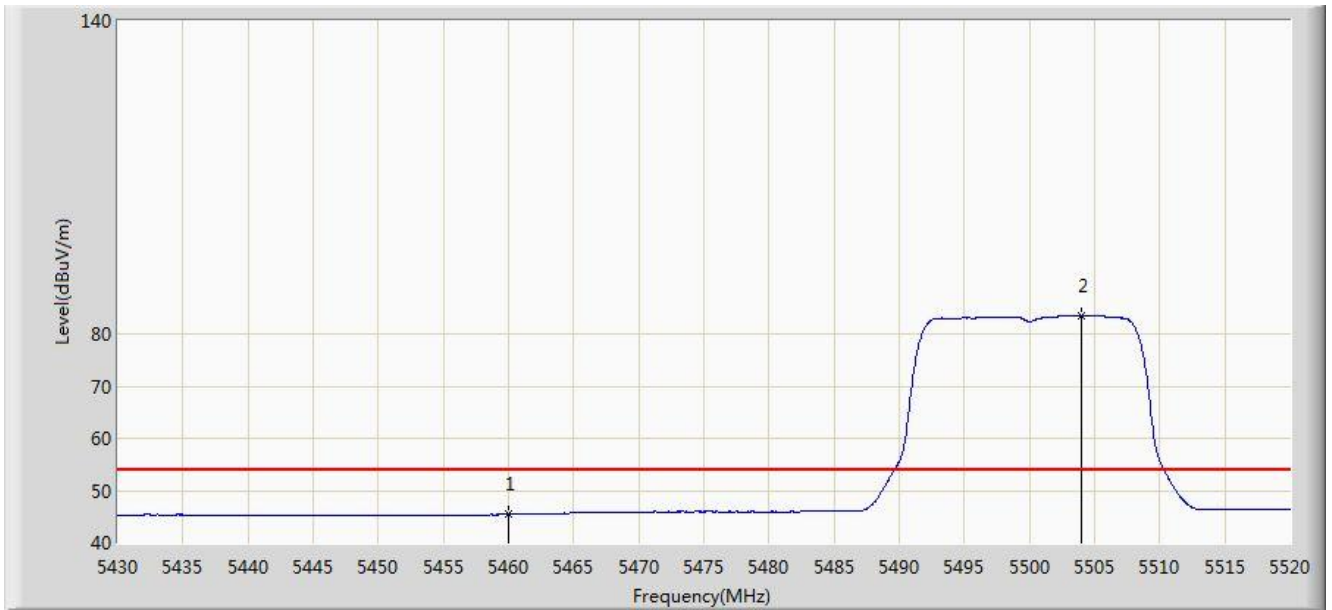


No	Flag	Mark	Frequency (MHz)	Measure Level (dBuV/m)	Reading Level (dBuV)	Margin (dB)	Limit (dBuV/m)	Factor (dB)	Type
1			5452.680	59.502	55.339	-14.498	74.000	4.163	PK
2			5460.000	58.583	54.403	-15.417	74.000	4.180	PK
3			5467.710	59.728	55.531	-14.272	74.000	4.197	PK
4			5470.000	58.840	54.638	-15.160	74.000	4.202	PK
5		*	5502.630	95.556	91.276	N/A	N/A	4.281	PK

Note: Measure Level (dB $\mu$ V/m) = Reading Level (dB $\mu$ V) + Factor (dB)

Factor (dB) = Cable Loss (dB) + Antenna Factor (dB) (dB/m) - Pre\_Amplifier Gain (dB)

Site: AC1	Time: 2016/11/17 - 12:00
Limit: FCC_Part15.209_RE(3m)	Engineer: Kevin Ker
Probe: BBHA9120D_1GHz_18GHz	Polarity: Horizontal
EUT: Wi-Fi AP 4x4 OD ext. antenna US	Power: AC 120V/60Hz
Test Mode: Transmit by 802.11a at Channel 5500MHz Ant 2	

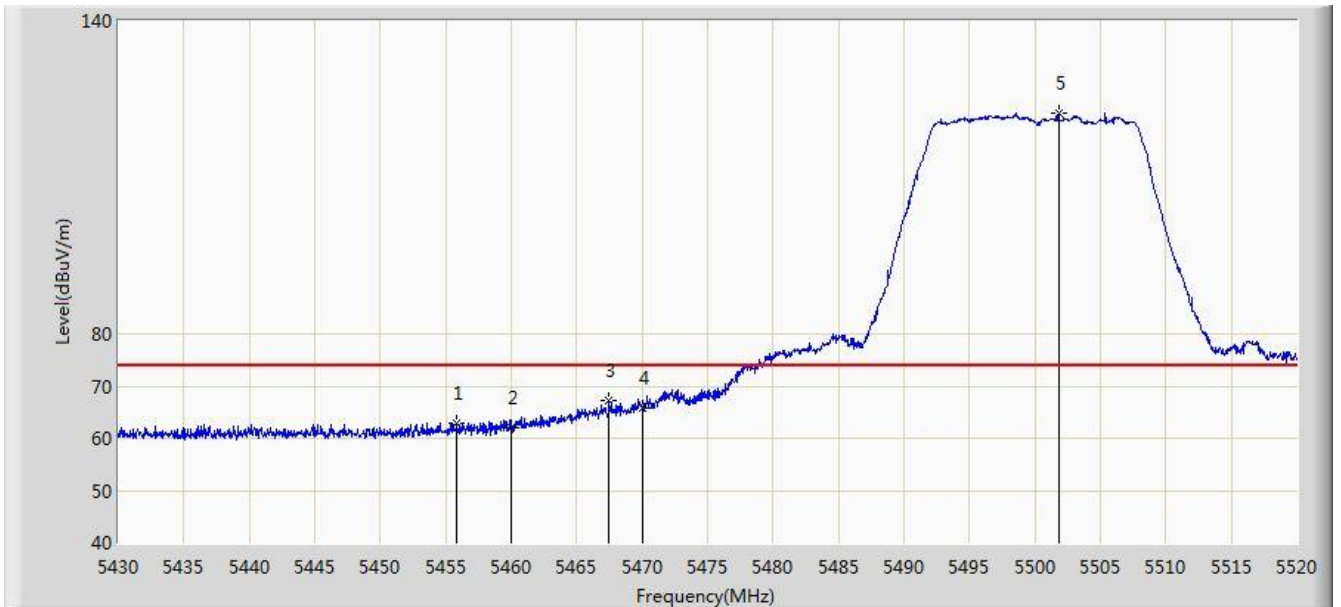


No	Flag	Mark	Frequency (MHz)	Measure Level (dBuV/m)	Reading Level (dBuV)	Margin (dB)	Limit (dBuV/m)	Factor (dB)	Type
1			5460.000	45.409	41.229	-8.591	54.000	4.180	AV
2		*	5503.980	83.445	79.161	N/A	N/A	4.284	AV

Note: Measure Level (dB $\mu$ V/m) = Reading Level (dB $\mu$ V) + Factor (dB)

Factor (dB) = Cable Loss (dB) + Antenna Factor (dB) (dB/m) - Pre\_Amplifier Gain (dB)

Site: AC1	Time: 2016/11/17 - 11:53
Limit: FCC_Part15.209_RE(3m)	Engineer: Kevin Ker
Probe: BBHA9120D_1GHz_18GHz	Polarity: Vertical
EUT: Wi-Fi AP 4x4 OD ext. antenna US	Power: AC 120V/60Hz
Test Mode: Transmit by 802.11a at Channel 5500MHz Ant 2	

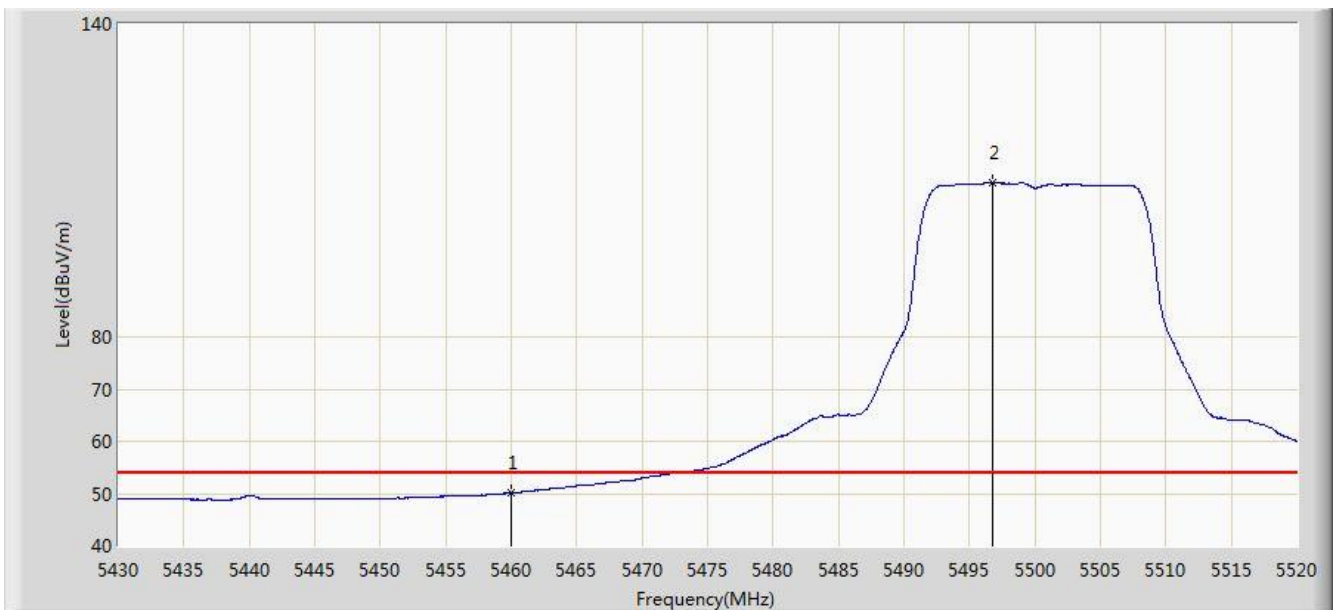


No	Flag	Mark	Frequency (MHz)	Measure Level (dBuV/m)	Reading Level (dBuV)	Margin (dB)	Limit (dBuV/m)	Factor (dB)	Type
1			5455.830	62.850	58.679	-11.150	74.000	4.172	PK
2			5460.000	62.147	57.967	-11.853	74.000	4.180	PK
3			5467.485	67.124	62.927	-6.876	74.000	4.196	PK
4			5470.000	65.757	61.555	-8.243	74.000	4.202	PK
5		*	5501.820	122.364	118.087	N/A	N/A	4.278	PK

Note: Measure Level (dB $\mu$ V/m) = Reading Level (dB $\mu$ V) + Factor (dB)

Factor (dB) = Cable Loss (dB) + Antenna Factor (dB) (dB/m) - Pre\_Amplifier Gain (dB)

Site: AC1	Time: 2016/11/17 - 11:58
Limit: FCC_Part15.209_RE(3m)	Engineer: Kevin Ker
Probe: BBHA9120D_1GHz_18GHz	Polarity: Vertical
EUT: Wi-Fi AP 4x4 OD ext. antenna US	Power: AC 120V/60Hz
Test Mode: Transmit by 802.11a at Channel 5500MHz Ant 2	

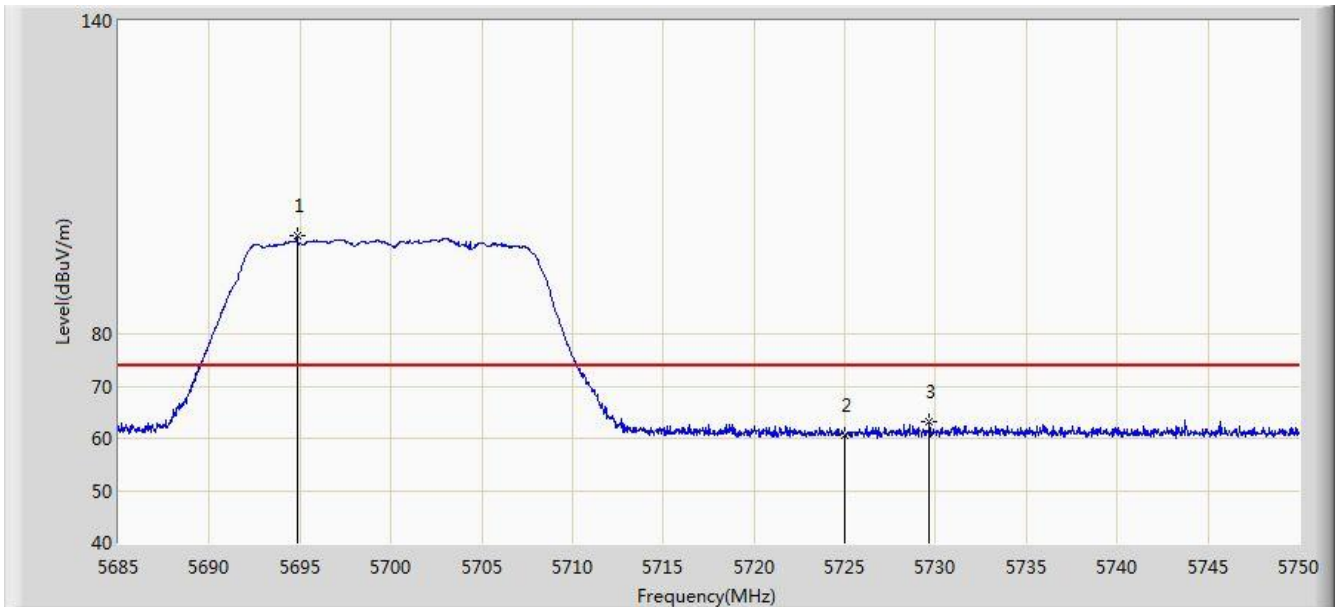


No	Flag	Mark	Frequency (MHz)	Measure Level (dBuV/m)	Reading Level (dBuV)	Margin (dB)	Limit (dBuV/m)	Factor (dB)	Type
1			5460.000	50.104	45.924	-3.896	54.000	4.180	AV
2	X	*	5496.780	109.548	105.285	N/A	N/A	4.264	AV

Note: Measure Level (dBuV/m) = Reading Level (dBuV) + Factor (dB)

Factor (dB) = Cable Loss (dB) + Antenna Factor (dB) (dB/m) - Pre\_Amplifier Gain (dB)

Site: AC1	Time: 2016/11/06 - 13:54
Limit: FCC_Part15.209_RE(3m)	Engineer: Kevin Ker
Probe: BBHA9120D_1GHz_18GHz	Polarity: Horizontal
EUT: Wi-Fi AP 4x4 OD ext. antenna US	Power: AC 120V/60Hz
Test Mode: Transmit by 802.11a at Channel 5700MHz Ant 2	

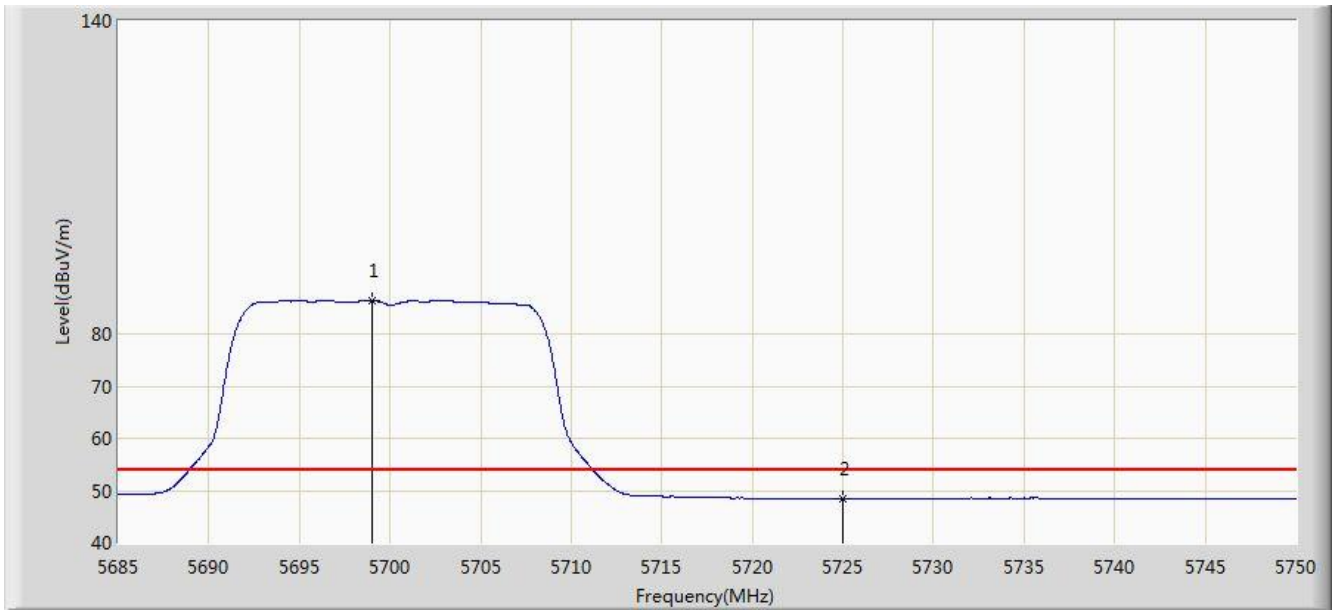


No	Flag	Mark	Frequency (MHz)	Measure Level (dBuV/m)	Reading Level (dBuV)	Margin (dB)	Limit (dBuV/m)	Factor (dB)	Type
1		*	5694.848	98.710	93.859	N/A	N/A	4.851	PK
2			5725.000	60.699	55.670	-13.301	74.000	5.029	PK
3			5729.655	63.174	58.115	-10.826	74.000	5.059	PK

Note: Measure Level (dB $\mu$ V/m) = Reading Level (dB $\mu$ V) + Factor (dB)

Factor (dB) = Cable Loss (dB) + Antenna Factor (dB) (dB/m) - Pre\_Amplifier Gain (dB)

Site: AC1	Time: 2016/11/06 - 13:57
Limit: FCC_Part15.209_RE(3m)	Engineer: Kevin Ker
Probe: BBHA9120D_1GHz_18GHz	Polarity: Horizontal
EUT: Wi-Fi AP 4x4 OD ext. antenna US	Power: AC 120V/60Hz
Test Mode: Transmit by 802.11a at Channel 5700MHz Ant 2	



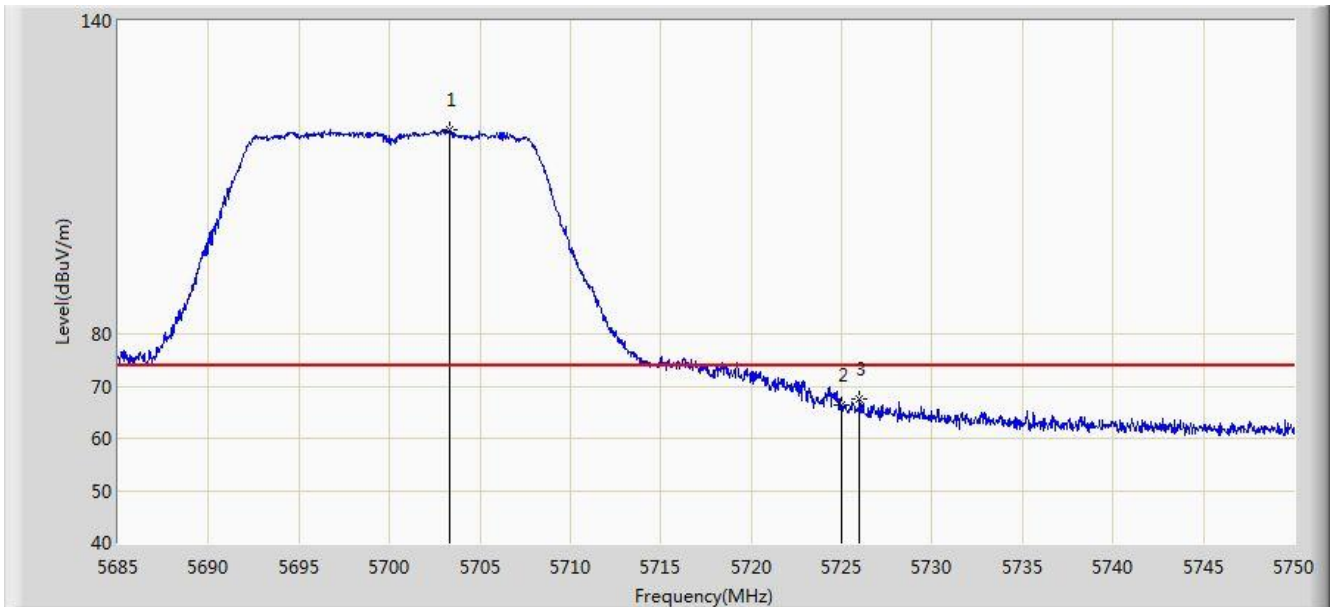
No	Flag	Mark	Frequency (MHz)	Measure Level (dBuV/m)	Reading Level (dBuV)	Margin (dB)	Limit (dBuV/m)	Factor (dB)	Type
1		*	5699.007	86.432	81.559	N/A	N/A	4.872	AV
2			5725.000	48.446	43.417	-5.554	54.000	5.029	AV

Note: Measure Level (dB $\mu$ V/m) = Reading Level (dB $\mu$ V) + Factor (dB)

Factor (dB) = Cable Loss (dB) + Antenna Factor (dB) (dB/m) - Pre\_Amplifier Gain (dB)



Site: AC1	Time: 2016/11/06 - 13:52
Limit: FCC_Part15.209_RE(3m)	Engineer: Kevin Ker
Probe: BBHA9120D_1GHz_18GHz	Polarity: Vertical
EUT: Wi-Fi AP 4x4 OD ext. antenna US	Power: AC 120V/60Hz
Test Mode: Transmit by 802.11a at Channel 5700MHz Ant 2	

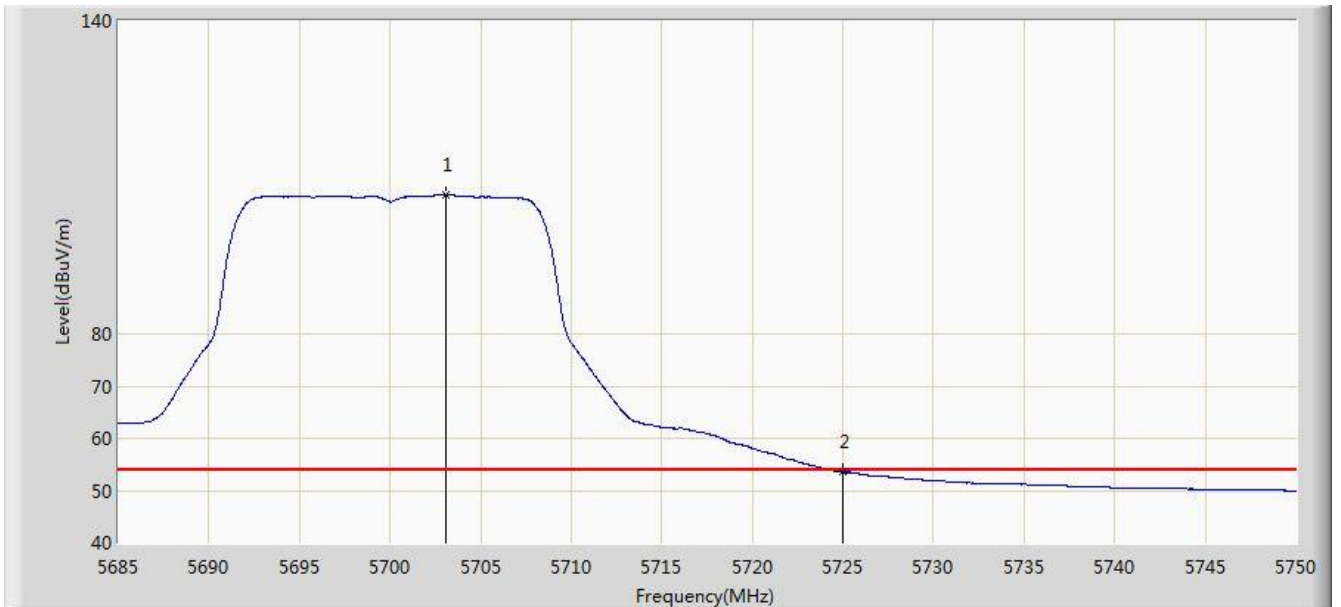


No	Flag	Mark	Frequency (MHz)	Measure Level (dBuV/m)	Reading Level (dBuV)	Margin (dB)	Limit (dBuV/m)	Factor (dB)	Type
1		*	5703.297	119.187	114.291	N/A	N/A	4.896	PK
2			5725.000	66.343	61.314	-7.657	74.000	5.029	PK
3			5725.982	67.490	62.455	-6.510	74.000	5.036	PK

Note: Measure Level (dB $\mu$ V/m) = Reading Level (dB $\mu$ V) + Factor (dB)

Factor (dB) = Cable Loss (dB) + Antenna Factor (dB) (dB/m) - Pre\_Amplifier Gain (dB)

Site: AC1	Time: 2016/11/06 - 13:51
Limit: FCC_Part15.209_RE(3m)	Engineer: Kevin Ker
Probe: BBHA9120D_1GHz_18GHz	Polarity: Vertical
EUT: Wi-Fi AP 4x4 OD ext. antenna US	Power: AC 120V/60Hz
Test Mode: Transmit by 802.11a at Channel 5700MHz Ant 2	

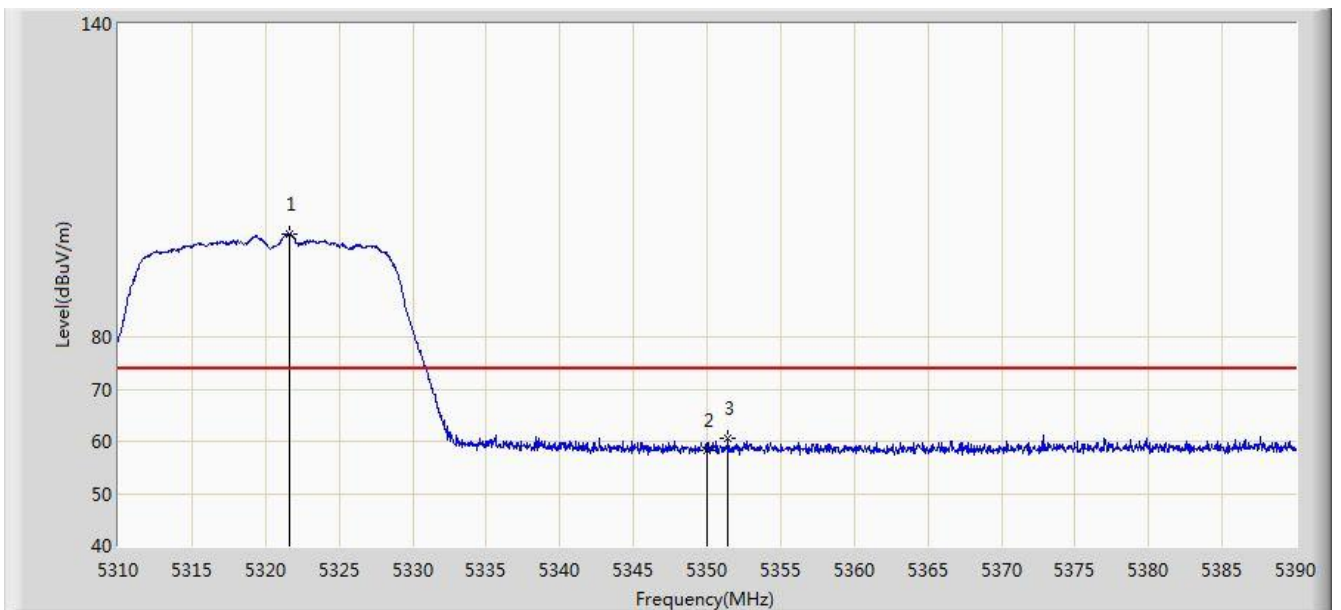


No	Flag	Mark	Frequency (MHz)	Measure Level (dBuV/m)	Reading Level (dBuV)	Margin (dB)	Limit (dBuV/m)	Factor (dB)	Type
1		*	5703.070	106.628	101.733	N/A	N/A	4.895	AV
2			5725.000	53.537	48.508	-0.463	54.000	5.029	AV

Note: Measure Level (dB $\mu$ V/m) = Reading Level (dB $\mu$ V) + Factor (dB)

Factor (dB) = Cable Loss (dB) + Antenna Factor (dB) (dB/m) - Pre\_Amplifier Gain (dB)

Site: AC1	Time: 2016/11/06 - 14:34
Limit: FCC_Part15.209_RE(3m)	Engineer: Kevin Ker
Probe: BBHA9120D_1GHz_18GHz	Polarity: Horizontal
EUT: Wi-Fi AP 4x4 OD ext. antenna US	Power: AC 120V/60Hz
Test Mode: Transmit by 802.11n-HT20 at Channel 5320MHz Ant 2	

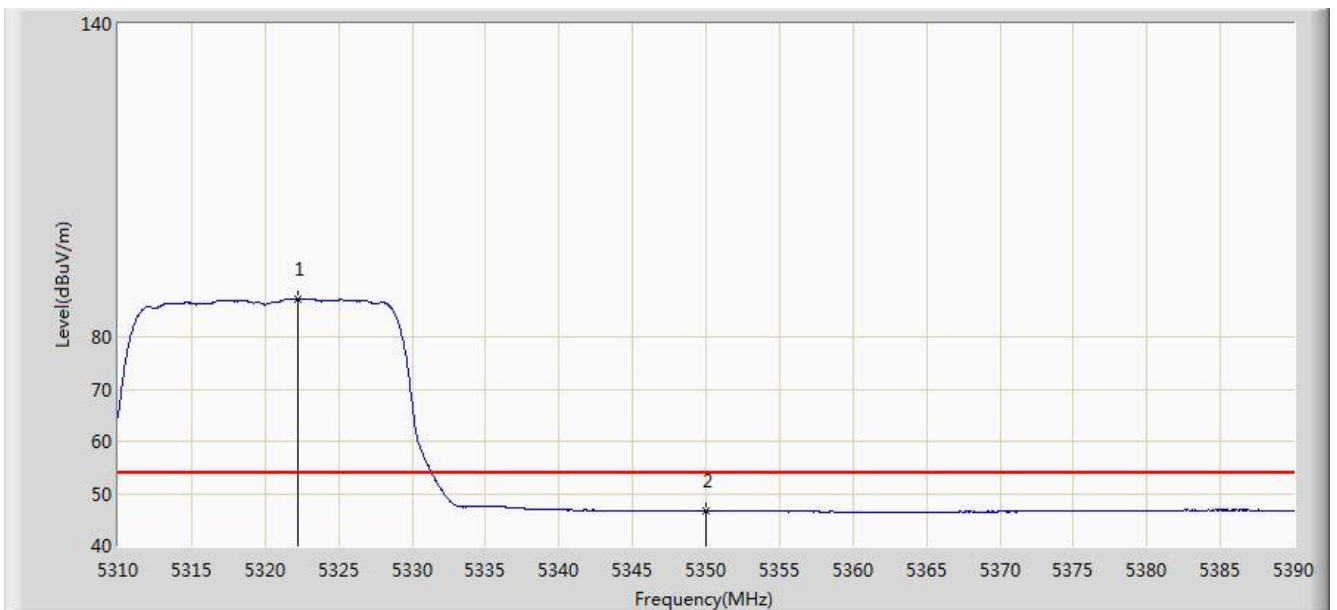


No	Flag	Mark	Frequency (MHz)	Measure Level (dBuV/m)	Reading Level (dBuV)	Margin (dB)	Limit (dBuV/m)	Factor (dB)	Type
1		*	5321.640	99.742	95.890	N/A	N/A	3.852	PK
2			5350.000	58.285	54.380	-15.715	74.000	3.904	PK
3			5351.440	60.574	56.667	-13.426	74.000	3.908	PK

Note: Measure Level (dB $\mu$ V/m) = Reading Level (dB $\mu$ V) + Factor (dB)

Factor (dB) = Cable Loss (dB) + Antenna Factor (dB) (dB/m) - Pre\_Amplifier Gain (dB)

Site: AC1	Time: 2016/11/06 - 14:36
Limit: FCC_Part15.209_RE(3m)	Engineer: Kevin Ker
Probe: BBHA9120D_1GHz_18GHz	Polarity: Horizontal
EUT: Wi-Fi AP 4x4 OD ext. antenna US	Power: AC 120V/60Hz
Test Mode: Transmit by 802.11n-HT20 at Channel 5320MHz Ant 2	

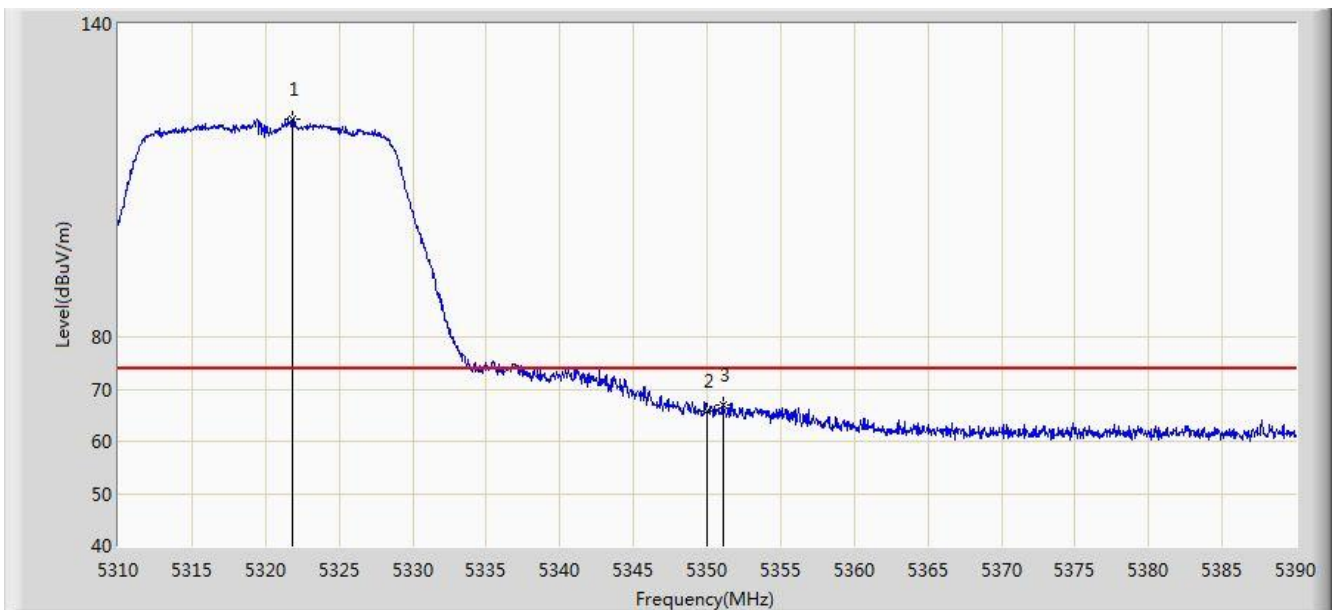


No	Flag	Mark	Frequency (MHz)	Measure Level (dBuV/m)	Reading Level (dBuV)	Margin (dB)	Limit (dBuV/m)	Factor (dB)	Type
1		*	5322.280	87.244	83.391	N/A	N/A	3.853	AV
2			5350.000	46.590	42.685	-7.410	54.000	3.904	AV

Note: Measure Level (dB $\mu$ V/m) = Reading Level (dB $\mu$ V) + Factor (dB)

Factor (dB) = Cable Loss (dB) + Antenna Factor (dB) (dB/m) - Pre\_Amplifier Gain (dB)

Site: AC1	Time: 2016/11/06 - 14:32
Limit: FCC_Part15.209_RE(3m)	Engineer: Kevin Ker
Probe: BBHA9120D_1GHz_18GHz	Polarity: Vertical
EUT: Wi-Fi AP 4x4 OD ext. antenna US	Power: AC 120V/60Hz
Test Mode: Transmit by 802.11n-HT20 at Channel 5320MHz Ant 2	

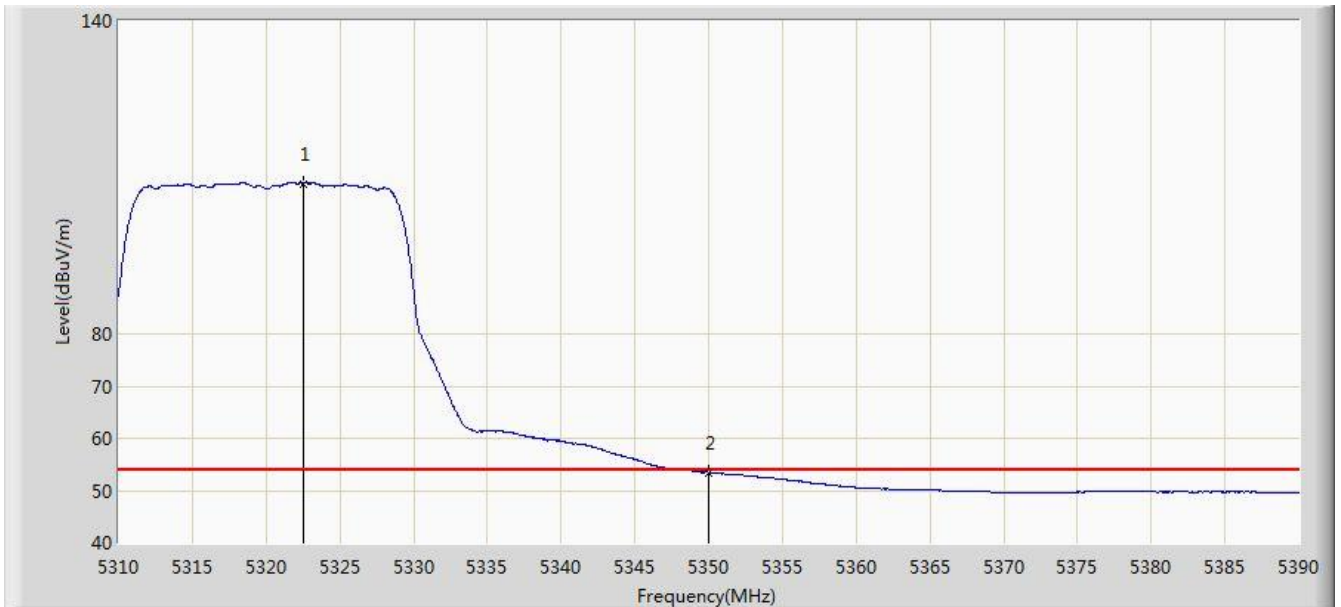


No	Flag	Mark	Frequency (MHz)	Measure Level (dBuV/m)	Reading Level (dBuV)	Margin (dB)	Limit (dBuV/m)	Factor (dB)	Type
1		*	5321.800	121.837	117.985	N/A	N/A	3.852	PK
2			5350.000	65.668	61.763	-8.332	74.000	3.904	PK
3			5351.080	66.864	62.957	-7.136	74.000	3.906	PK

Note: Measure Level (dB $\mu$ V/m) = Reading Level (dB $\mu$ V) + Factor (dB)

Factor (dB) = Cable Loss (dB) + Antenna Factor (dB) (dB/m) - Pre\_Amplifier Gain (dB)

Site: AC1	Time: 2016/11/06 - 14:31
Limit: FCC_Part15.209_RE(3m)	Engineer: Kevin Ker
Probe: BBHA9120D_1GHz_18GHz	Polarity: Vertical
EUT: Wi-Fi AP 4x4 OD ext. antenna US	Power: AC 120V/60Hz
Test Mode: Transmit by 802.11n-HT20 at Channel 5320MHz Ant 2	

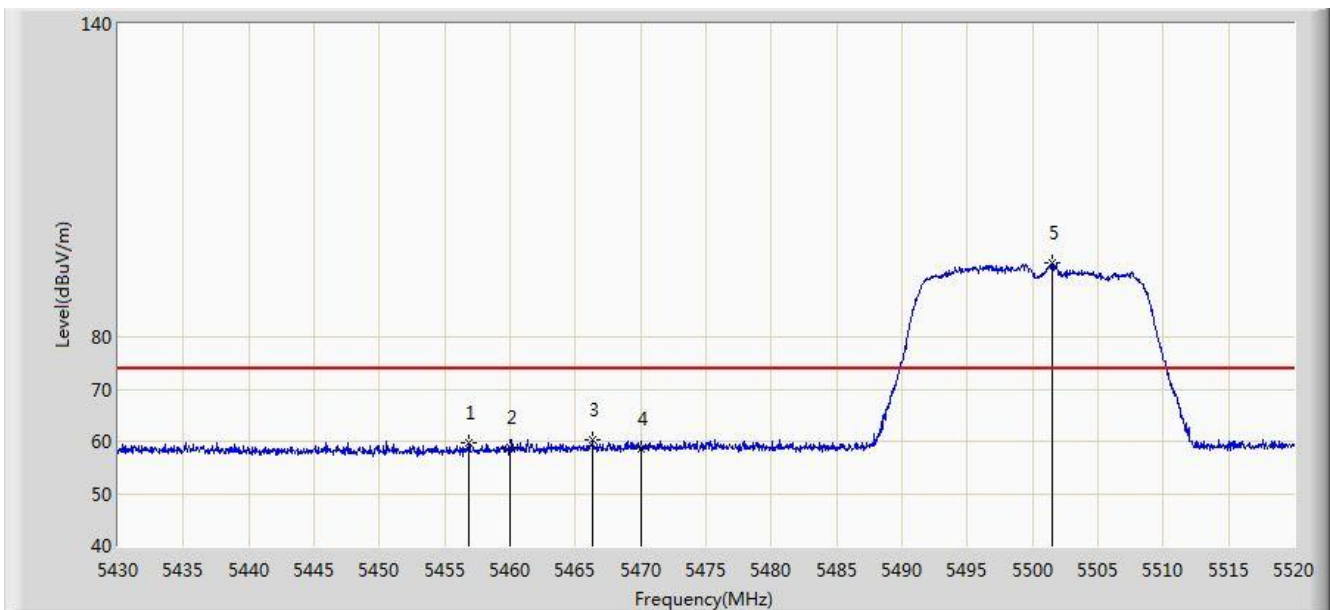


No	Flag	Mark	Frequency (MHz)	Measure Level (dBuV/m)	Reading Level (dBuV)	Margin (dB)	Limit (dBuV/m)	Factor (dB)	Type
1	X	*	5322.520	108.839	104.986	N/A	N/A	3.853	AV
2			5350.000	53.468	49.563	-0.532	54.000	3.904	AV

Note: Measure Level (dB $\mu$ V/m) = Reading Level (dB $\mu$ V) + Factor (dB)

Factor (dB) = Cable Loss (dB) + Antenna Factor (dB) (dB/m) - Pre\_Amplifier Gain (dB)

Site: AC1	Time: 2016/11/17 - 11:02
Limit: FCC_Part15.209_RE(3m)	Engineer: Kevin Ker
Probe: BBHA9120D_1GHz_18GHz	Polarity: Horizontal
EUT: Wi-Fi AP 4x4 OD ext. antenna US	Power: AC 120V/60Hz
Test Mode: Transmit by 802.11n-HT20 at Channel 5500MHz Ant 2	

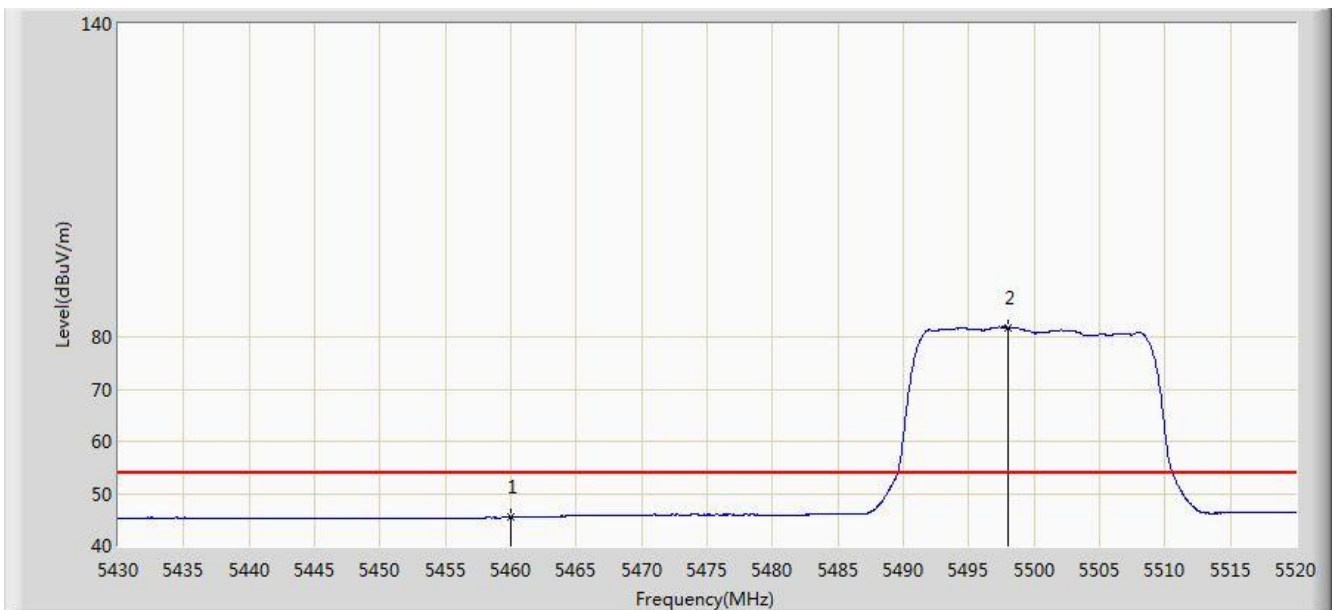


No	Flag	Mark	Frequency (MHz)	Measure Level (dBuV/m)	Reading Level (dBuV)	Margin (dB)	Limit (dBuV/m)	Factor (dB)	Type
1			5456.865	59.838	55.664	-14.162	74.000	4.173	PK
2			5460.000	58.753	54.573	-15.247	74.000	4.180	PK
3			5466.315	60.276	56.082	-13.724	74.000	4.194	PK
4			5470.000	58.616	54.414	-15.384	74.000	4.202	PK
5		*	5501.505	94.334	90.058	N/A	N/A	4.277	PK

Note: Measure Level (dB $\mu$ V/m) = Reading Level (dB $\mu$ V) + Factor (dB)

Factor (dB) = Cable Loss (dB) + Antenna Factor (dB) (dB/m) - Pre\_Amplifier Gain (dB)

Site: AC1	Time: 2016/11/17 - 11:05
Limit: FCC_Part15.209_RE(3m)	Engineer: Kevin Ker
Probe: BBHA9120D_1GHz_18GHz	Polarity: Horizontal
EUT: Wi-Fi AP 4x4 OD ext. antenna US	Power: AC 120V/60Hz
Test Mode: Transmit by 802.11n-HT20 at Channel 5500MHz Ant 2	



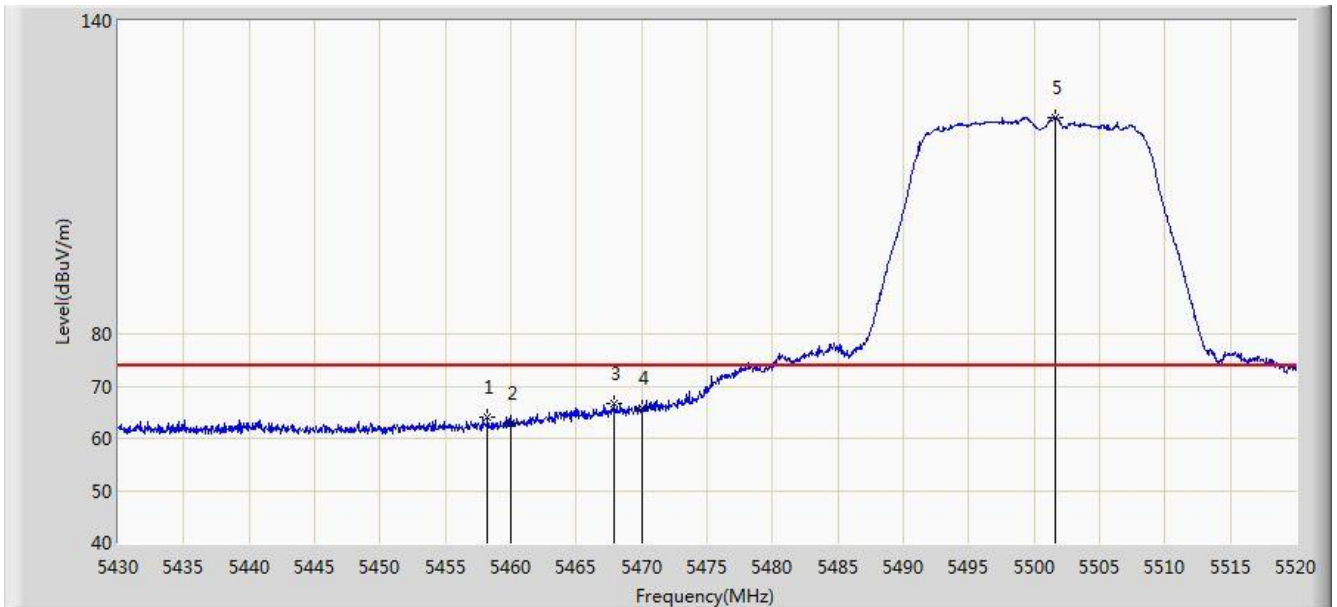
No	Flag	Mark	Frequency (MHz)	Measure Level (dBuV/m)	Reading Level (dBuV)	Margin (dB)	Limit (dBuV/m)	Factor (dB)	Type
1			5460.000	45.431	41.251	-8.569	54.000	4.180	AV
2		*	5497.995	81.820	77.554	N/A	N/A	4.267	AV

Note: Measure Level (dBuV/m) = Reading Level (dBuV) + Factor (dB)

Factor (dB) = Cable Loss (dB) + Antenna Factor (dB) (dB/m) - Pre\_Amplifier Gain (dB)



Site: AC1	Time: 2016/11/17 - 10:59
Limit: FCC_Part15.209_RE(3m)	Engineer: Kevin Ker
Probe: BBHA9120D_1GHz_18GHz	Polarity: Vertical
EUT: Wi-Fi AP 4x4 OD ext. antenna US	Power: AC 120V/60Hz
Test Mode: Transmit by 802.11n-HT20 at Channel 5500MHz Ant 2	



No	Flag	Mark	Frequency (MHz)	Measure Level (dBuV/m)	Reading Level (dBuV)	Margin (dB)	Limit (dBuV/m)	Factor (dB)	Type
1			5458.215	64.060	59.884	-9.940	74.000	4.177	PK
2			5460.000	62.818	58.638	-11.182	74.000	4.180	PK
3			5467.845	66.580	62.382	-7.420	74.000	4.198	PK
4			5470.000	65.843	61.641	-8.157	74.000	4.202	PK
5		*	5501.595	121.552	117.275	N/A	N/A	4.277	PK

Note: Measure Level (dB $\mu$ V/m) = Reading Level (dB $\mu$ V) + Factor (dB)

Factor (dB) = Cable Loss (dB) + Antenna Factor (dB) (dB/m) - Pre\_Amplifier Gain (dB)

Site: AC1	Time: 2016/11/17 - 11:01
Limit: FCC_Part15.209_RE(3m)	Engineer: Kevin Ker
Probe: BBHA9120D_1GHz_18GHz	Polarity: Vertical
EUT: Wi-Fi AP 4x4 OD ext. antenna US	Power: AC 120V/60Hz
Test Mode: Transmit by 802.11n-HT20 at Channel 5500MHz Ant 2	

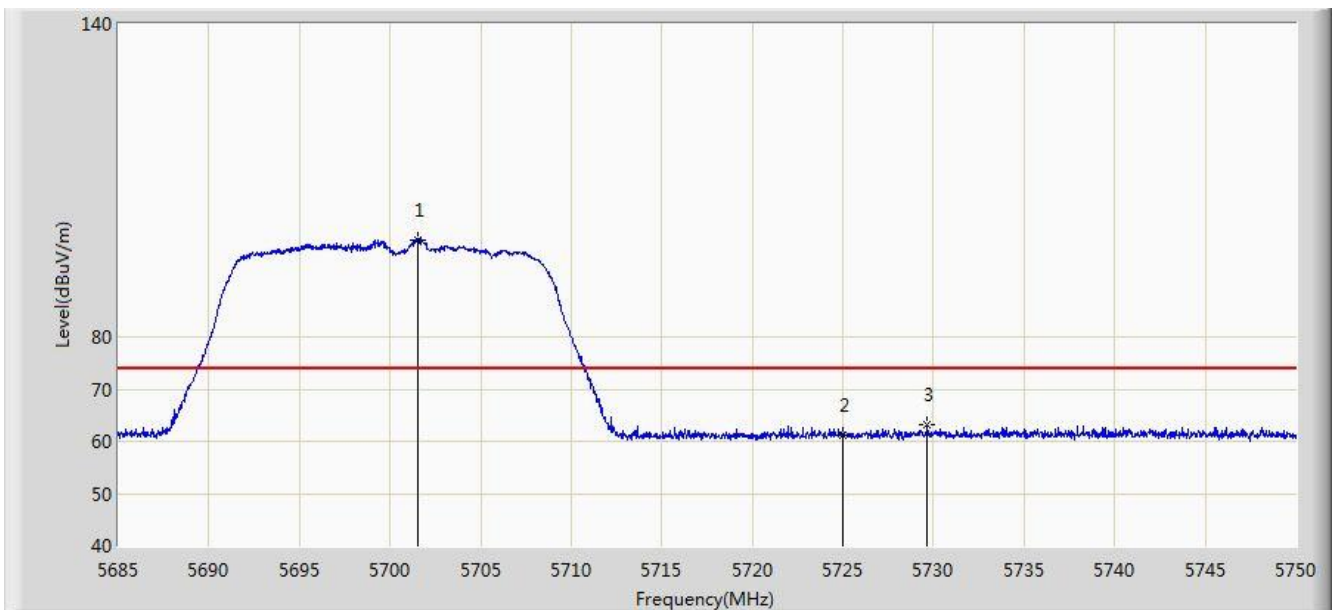


No	Flag	Mark	Frequency (MHz)	Measure Level (dBuV/m)	Reading Level (dBuV)	Margin (dB)	Limit (dBuV/m)	Factor (dB)	Type
1			5460.000	49.997	45.817	-4.003	54.000	4.180	AV
2	X	*	5497.860	109.102	104.836	N/A	N/A	4.266	AV

Note: Measure Level (dB $\mu$ V/m) = Reading Level (dB $\mu$ V) + Factor (dB)

Factor (dB) = Cable Loss (dB) + Antenna Factor (dB) (dB/m) - Pre\_Amplifier Gain (dB)

Site: AC1	Time: 2016/11/06 - 14:55
Limit: FCC_Part15.209_RE(3m)	Engineer: Kevin Ker
Probe: BBHA9120D_1GHz_18GHz	Polarity: Horizontal
EUT: Wi-Fi AP 4x4 OD ext. antenna US	Power: AC 120V/60Hz
Test Mode: Transmit by 802.11n-HT20 at Channel 5700MHz Ant 2	

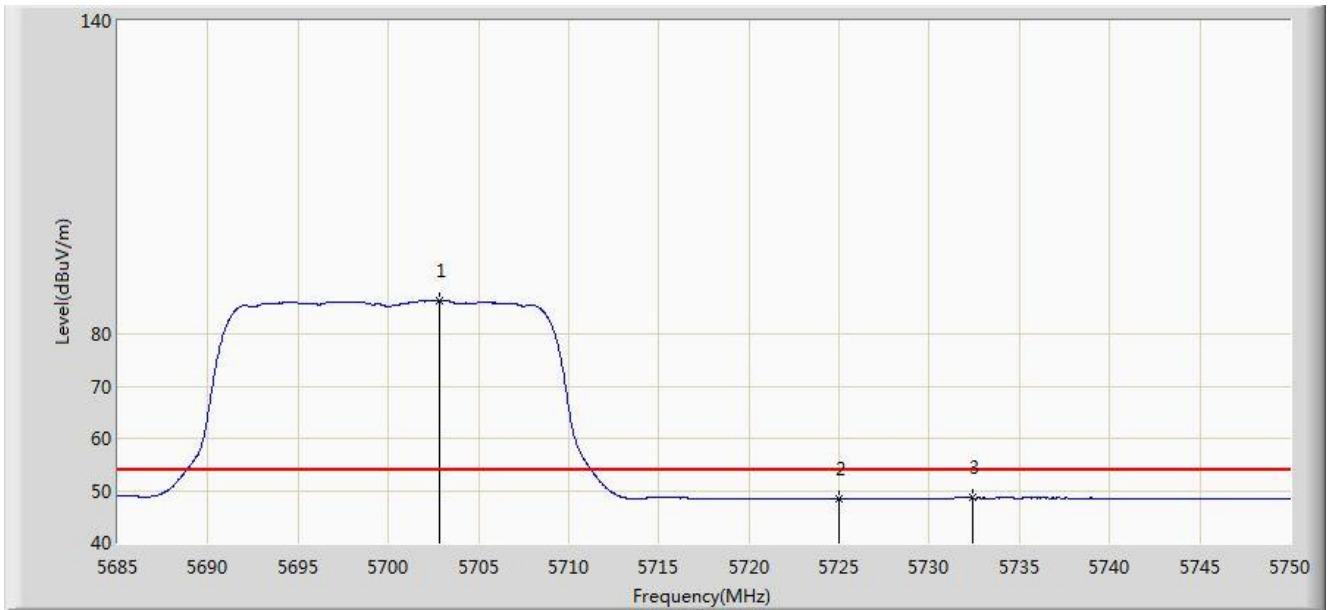


No	Flag	Mark	Frequency (MHz)	Measure Level (dBuV/m)	Reading Level (dBuV)	Margin (dB)	Limit (dBuV/m)	Factor (dB)	Type
1		*	5701.542	98.579	93.693	N/A	N/A	4.886	PK
2			5725.000	61.287	56.258	-12.713	74.000	5.029	PK
3			5729.655	63.116	58.057	-10.884	74.000	5.059	PK

Note: Measure Level (dB $\mu$ V/m) = Reading Level (dB $\mu$ V) + Factor (dB)

Factor (dB) = Cable Loss (dB) + Antenna Factor (dB) (dB/m) - Pre\_Amplifier Gain (dB)

Site: AC1	Time: 2016/11/06 - 14:56
Limit: FCC_Part15.209_RE(3m)	Engineer: Kevin Ker
Probe: BBHA9120D_1GHz_18GHz	Polarity: Horizontal
EUT: Wi-Fi AP 4x4 OD ext. antenna US	Power: AC 120V/60Hz
Test Mode: Transmit by 802.11n-HT20 at Channel 5700MHz Ant 2	

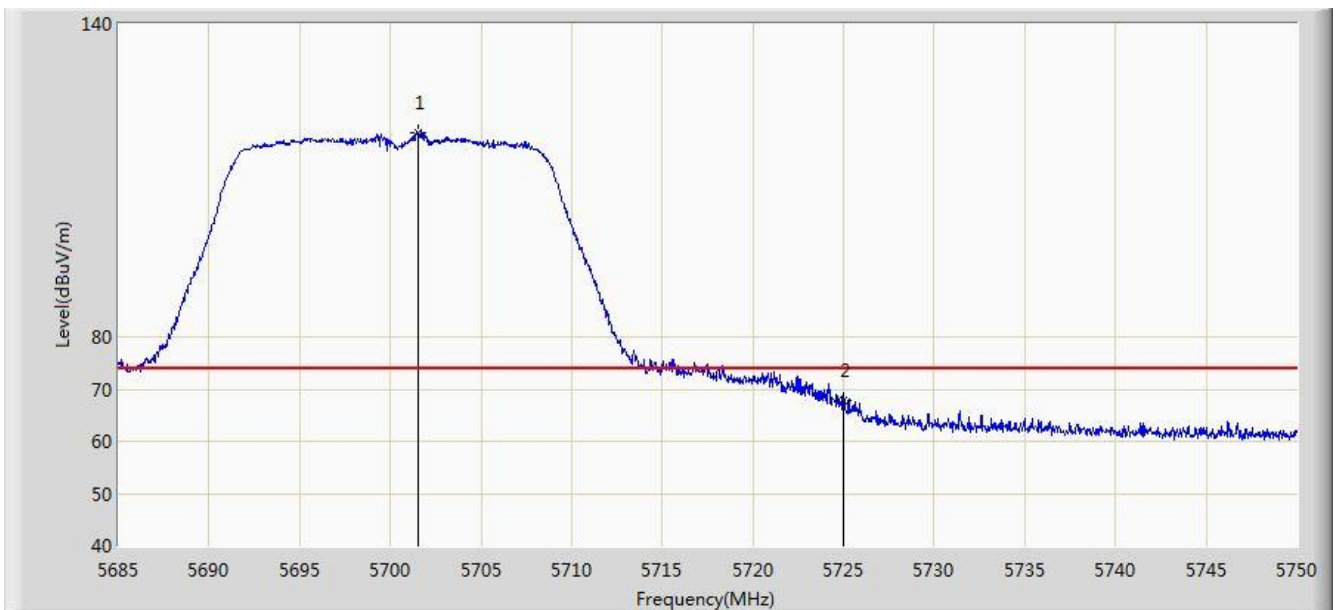


No	Flag	Mark	Frequency (MHz)	Measure Level (dBuV/m)	Reading Level (dBuV)	Margin (dB)	Limit (dBuV/m)	Factor (dB)	Type
1		*	5702.842	86.319	81.426	N/A	N/A	4.893	AV
2			5725.000	48.461	43.432	-5.539	54.000	5.029	AV
3			5732.385	48.555	43.479	-5.445	54.000	5.076	AV

Note: Measure Level (dB $\mu$ V/m) = Reading Level (dB $\mu$ V) + Factor (dB)

Factor (dB) = Cable Loss (dB) + Antenna Factor (dB) (dB/m) - Pre\_Amplifier Gain (dB)

Site: AC1	Time: 2016/11/06 - 14:53
Limit: FCC_Part15.209_RE(3m)	Engineer: Kevin Ker
Probe: BBHA9120D_1GHz_18GHz	Polarity: Vertical
EUT: Wi-Fi AP 4x4 OD ext. antenna US	Power: AC 120V/60Hz
Test Mode: Transmit by 802.11n-HT20 at Channel 5700MHz Ant 2	

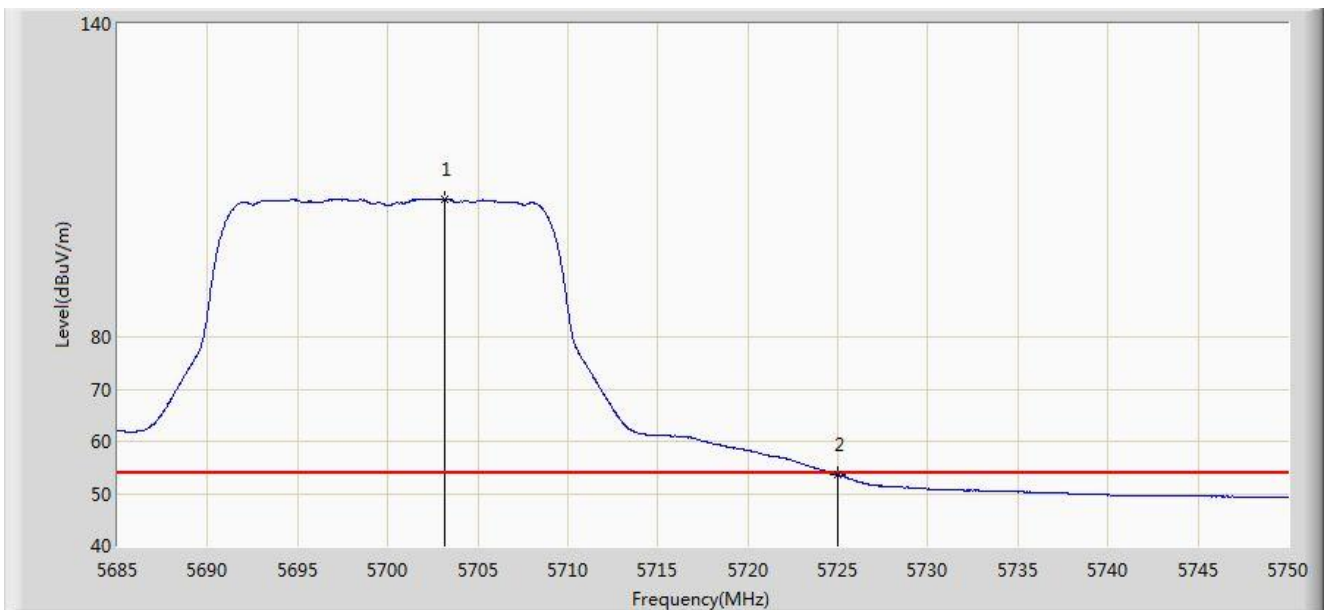


No	Flag	Mark	Frequency (MHz)	Measure Level (dBuV/m)	Reading Level (dBuV)	Margin (dB)	Limit (dBuV/m)	Factor (dB)	Type
1		*	5701.542	119.266	114.380	N/A	N/A	4.886	PK
2			5725.000	67.905	62.876	-6.095	74.000	5.029	PK

Note: Measure Level (dB $\mu$ V/m) = Reading Level (dB $\mu$ V) + Factor (dB)

Factor (dB) = Cable Loss (dB) + Antenna Factor (dB) (dB/m) - Pre\_Amplifier Gain (dB)

Site: AC1	Time: 2016/11/06 - 14:51
Limit: FCC_Part15.209_RE(3m)	Engineer: Kevin Ker
Probe: BBHA9120D_1GHz_18GHz	Polarity: Vertical
EUT: Wi-Fi AP 4x4 OD ext. antenna US	Power: AC 120V/60Hz
Test Mode: Transmit by 802.11n-HT20 at Channel 5700MHz Ant 2	

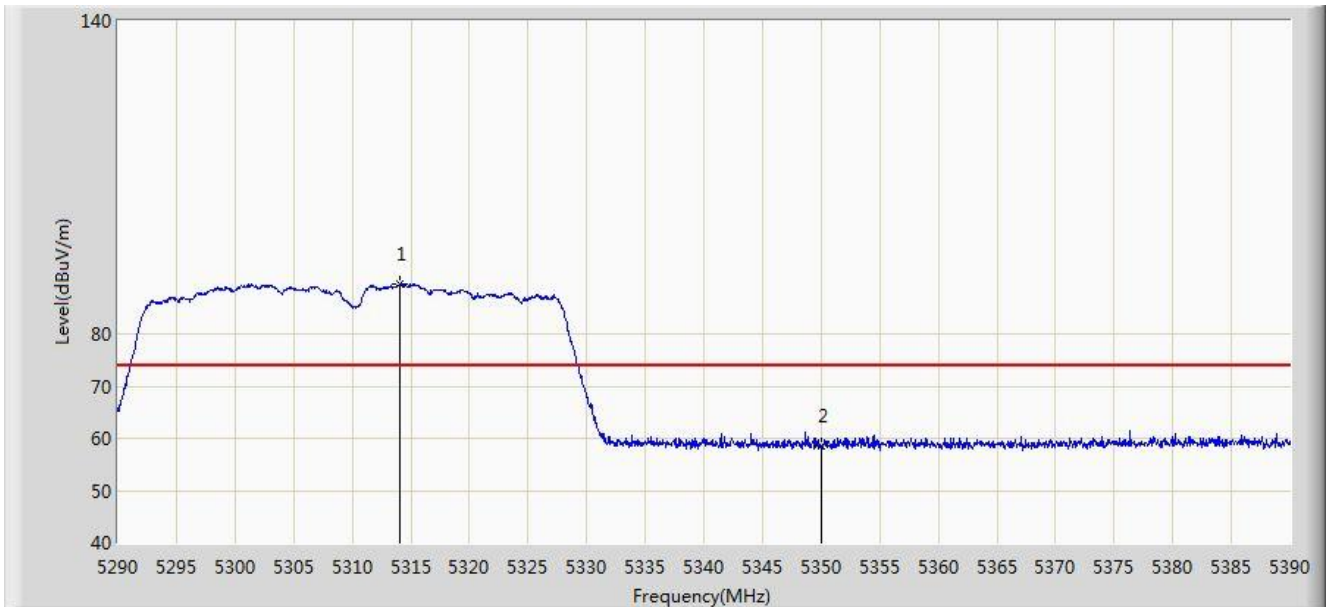


No	Flag	Mark	Frequency (MHz)	Measure Level (dBuV/m)	Reading Level (dBuV)	Margin (dB)	Limit (dBuV/m)	Factor (dB)	Type
1		*	5703.167	106.489	101.594	N/A	N/A	4.896	AV
2			5725.000	53.538	48.509	-0.462	54.000	5.029	AV

Note: Measure Level (dB $\mu$ V/m) = Reading Level (dB $\mu$ V) + Factor (dB)

Factor (dB) = Cable Loss (dB) + Antenna Factor (dB) (dB/m) - Pre\_Amplifier Gain (dB)

Site: AC1	Time: 2016/11/06 - 15:49
Limit: FCC_Part15.209_RE(3m)	Engineer: Kevin Ker
Probe: BBHA9120D_1GHz_18GHz	Polarity: Horizontal
EUT: Wi-Fi AP 4x4 OD ext. antenna US	Power: AC 120V/60Hz
Test Mode: Transmit by 802.11n-HT40 at Channel 5310MHz Ant 2	

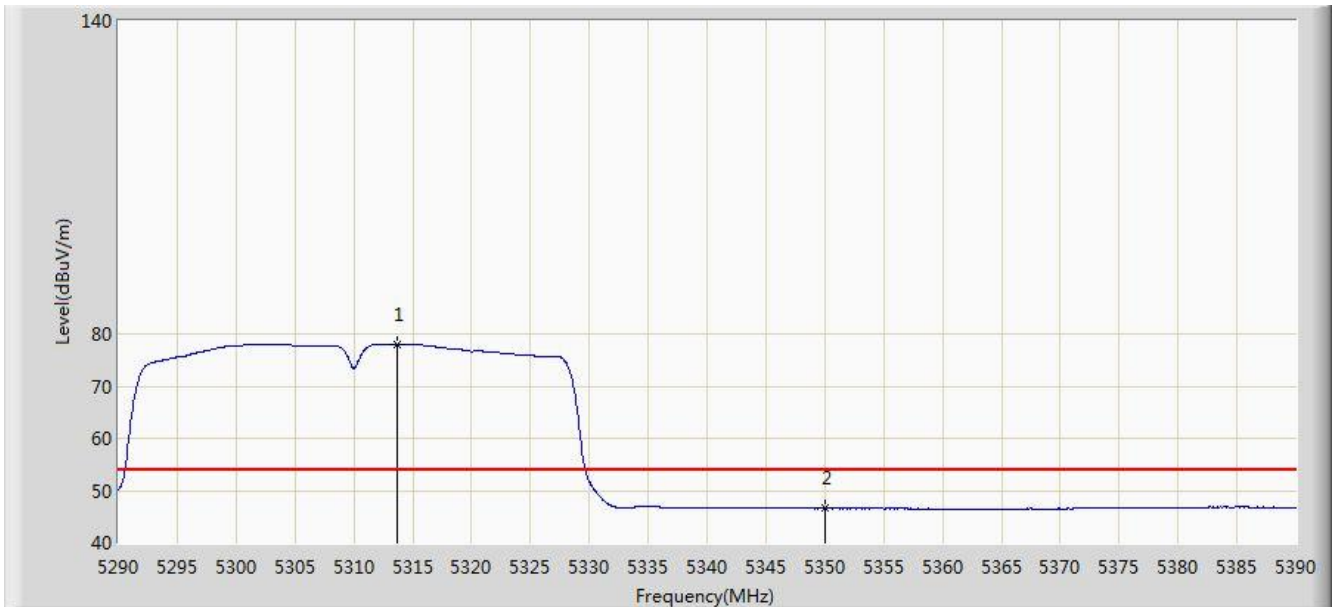


No	Flag	Mark	Frequency (MHz)	Measure Level (dBuV/m)	Reading Level (dBuV)	Margin (dB)	Limit (dBuV/m)	Factor (dB)	Type
1		*	5314.000	89.551	85.714	N/A	N/A	3.838	PK
2			5350.000	58.475	54.570	-15.525	74.000	3.904	PK

Note: Measure Level (dB $\mu$ V/m) = Reading Level (dB $\mu$ V) + Factor (dB)

Factor (dB) = Cable Loss (dB) + Antenna Factor (dB) (dB/m) - Pre\_Amplifier Gain (dB)

Site: AC1	Time: 2016/11/06 - 15:51
Limit: FCC_Part15.209_RE(3m)	Engineer: Kevin Ker
Probe: BBHA9120D_1GHz_18GHz	Polarity: Horizontal
EUT: Wi-Fi AP 4x4 OD ext. antenna US	Power: AC 120V/60Hz
Test Mode: Transmit by 802.11n-HT40 at Channel 5310MHz Ant 2	



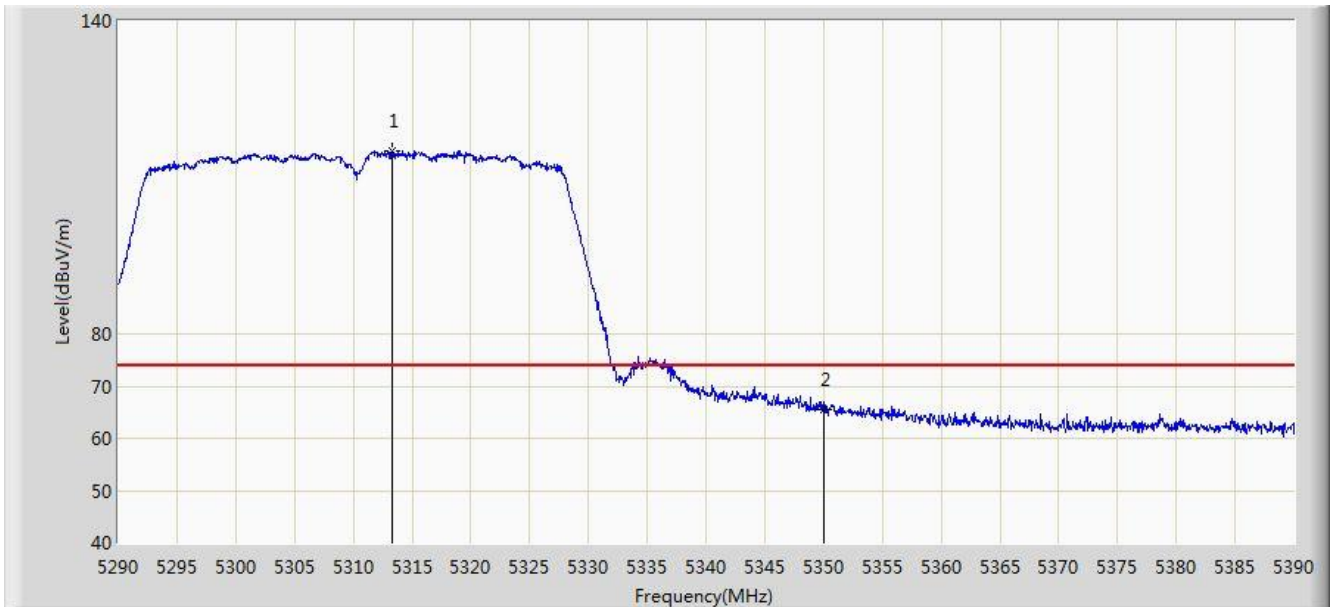
No	Flag	Mark	Frequency (MHz)	Measure Level (dBuV/m)	Reading Level (dBuV)	Margin (dB)	Limit (dBuV/m)	Factor (dB)	Type
1		*	5313.700	78.045	74.208	N/A	N/A	3.836	AV
2			5350.000	46.533	42.628	-7.467	54.000	3.904	AV

Note: Measure Level (dB $\mu$ V/m) = Reading Level (dB $\mu$ V) + Factor (dB)

Factor (dB) = Cable Loss (dB) + Antenna Factor (dB) (dB/m) - Pre\_Amplifier Gain (dB)



Site: AC1	Time: 2016/11/06 - 15:48
Limit: FCC_Part15.209_RE(3m)	Engineer: Kevin Ker
Probe: BBHA9120D_1GHz_18GHz	Polarity: Vertical
EUT: Wi-Fi AP 4x4 OD ext. antenna US	Power: AC 120V/60Hz
Test Mode: Transmit by 802.11n-HT40 at Channel 5310MHz Ant 2	

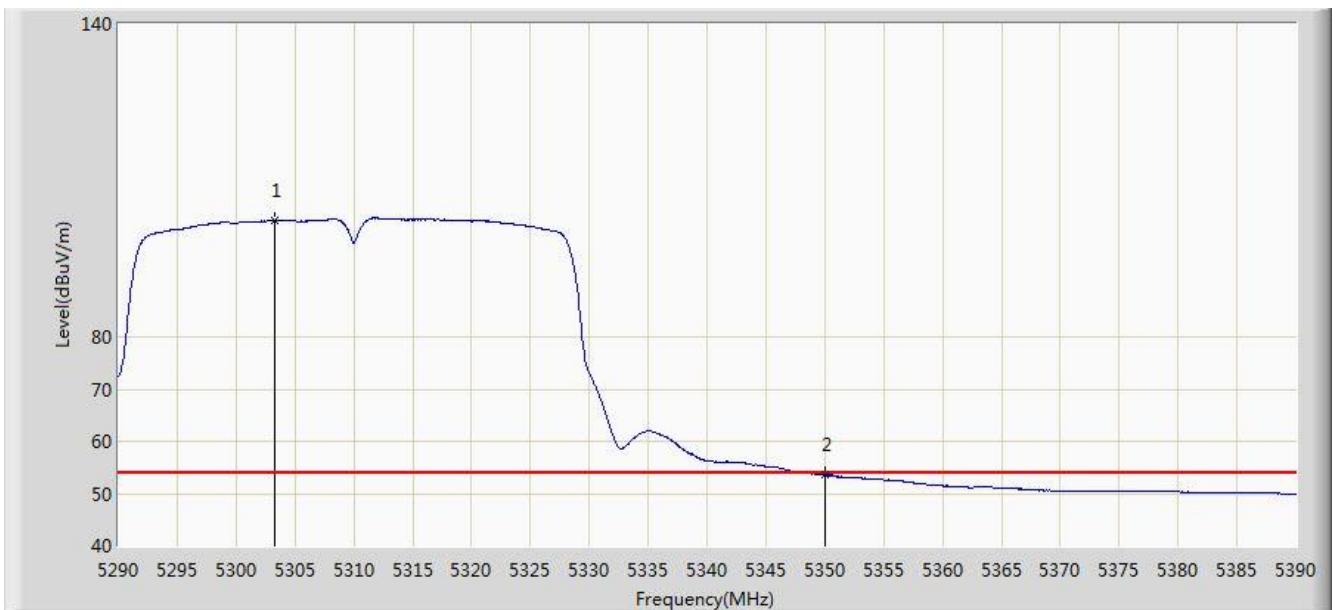


No	Flag	Mark	Frequency (MHz)	Measure Level (dBuV/m)	Reading Level (dBuV)	Margin (dB)	Limit (dBuV/m)	Factor (dB)	Type
1		*	5313.250	115.105	111.269	N/A	N/A	3.836	PK
2			5350.000	65.443	61.538	-8.557	74.000	3.904	PK

Note: Measure Level (dB $\mu$ V/m) = Reading Level (dB $\mu$ V) + Factor (dB)

Factor (dB) = Cable Loss (dB) + Antenna Factor (dB) (dB/m) - Pre\_Amplifier Gain (dB)

Site: AC1	Time: 2016/11/06 - 15:47
Limit: FCC_Part15.209_RE(3m)	Engineer: Kevin Ker
Probe: BBHA9120D_1GHz_18GHz	Polarity: Vertical
EUT: Wi-Fi AP 4x4 OD ext. antenna US	Power: AC 120V/60Hz
Test Mode: Transmit by 802.11n-HT40 at Channel 5310MHz Ant 2	

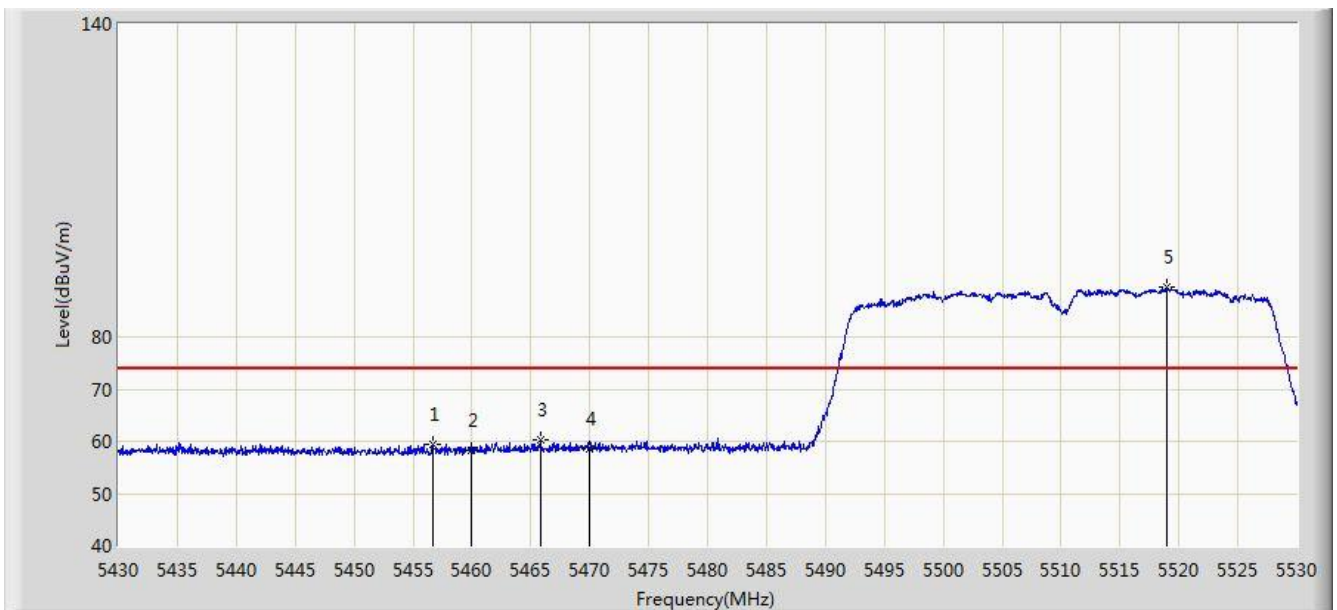


No	Flag	Mark	Frequency (MHz)	Measure Level (dBuV/m)	Reading Level (dBuV)	Margin (dB)	Limit (dBuV/m)	Factor (dB)	Type
1		*	5303.300	102.291	98.474	N/A	N/A	3.817	AV
2			5350.000	53.577	49.672	-0.423	54.000	3.904	AV

Note: Measure Level (dB $\mu$ V/m) = Reading Level (dB $\mu$ V) + Factor (dB)

Factor (dB) = Cable Loss (dB) + Antenna Factor (dB) (dB/m) - Pre\_Amplifier Gain (dB)

Site: AC1	Time: 2016/11/17 - 11:16
Limit: FCC_Part15.209_RE(3m)	Engineer: Kevin Ker
Probe: BBHA9120D_1GHz_18GHz	Polarity: Horizontal
EUT: Wi-Fi AP 4x4 OD ext. antenna US	Power: AC 120V/60Hz
Test Mode: Transmit by 802.11n-HT40 at Channel 5510MHz Ant 2	

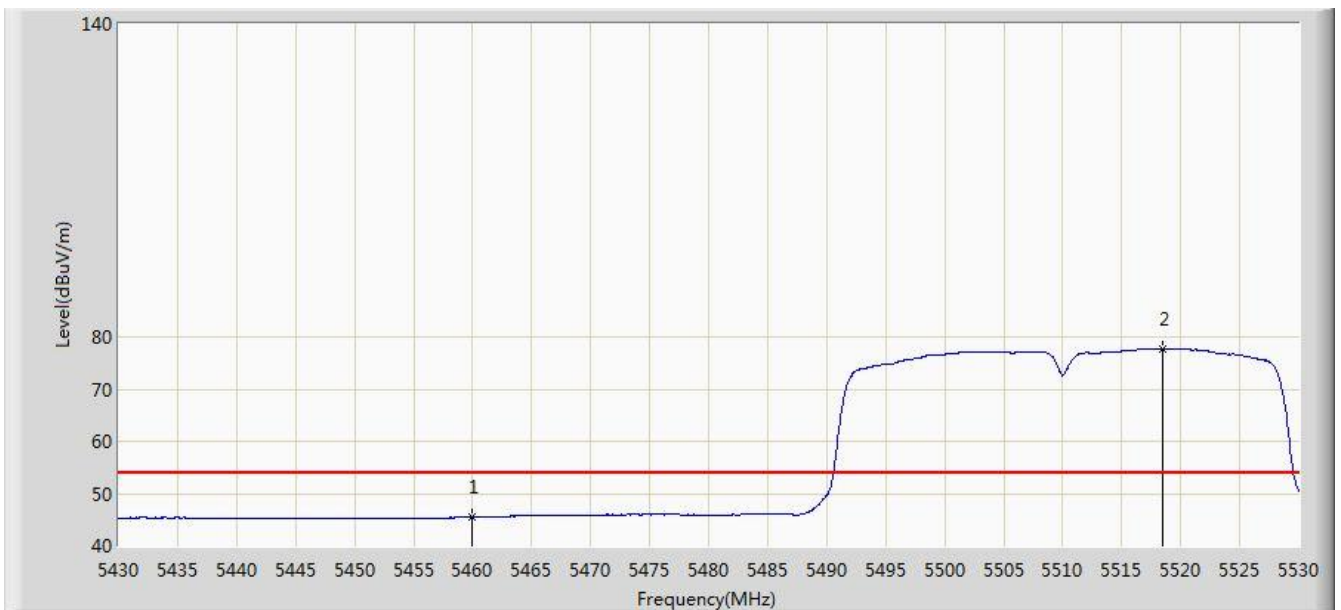


No	Flag	Mark	Frequency (MHz)	Measure Level (dBuV/m)	Reading Level (dBuV)	Margin (dB)	Limit (dBuV/m)	Factor (dB)	Type
1			5456.650	59.481	55.308	-14.519	74.000	4.173	PK
2			5460.000	58.259	54.079	-15.741	74.000	4.180	PK
3			5465.800	60.192	55.999	-13.808	74.000	4.193	PK
4			5470.000	58.515	54.313	-15.485	74.000	4.202	PK
5		*	5518.950	89.425	85.097	N/A	N/A	4.328	PK

Note: Measure Level (dB $\mu$ V/m) = Reading Level (dB $\mu$ V) + Factor (dB)

Factor (dB) = Cable Loss (dB) + Antenna Factor (dB) (dB/m) - Pre\_Amplifier Gain (dB)

Site: AC1	Time: 2016/11/17 - 11:18
Limit: FCC_Part15.209_RE(3m)	Engineer: Kevin Ker
Probe: BBHA9120D_1GHz_18GHz	Polarity: Horizontal
EUT: Wi-Fi AP 4x4 OD ext. antenna US	Power: AC 120V/60Hz
Test Mode: Transmit by 802.11n-HT40 at Channel 5510MHz Ant 2	

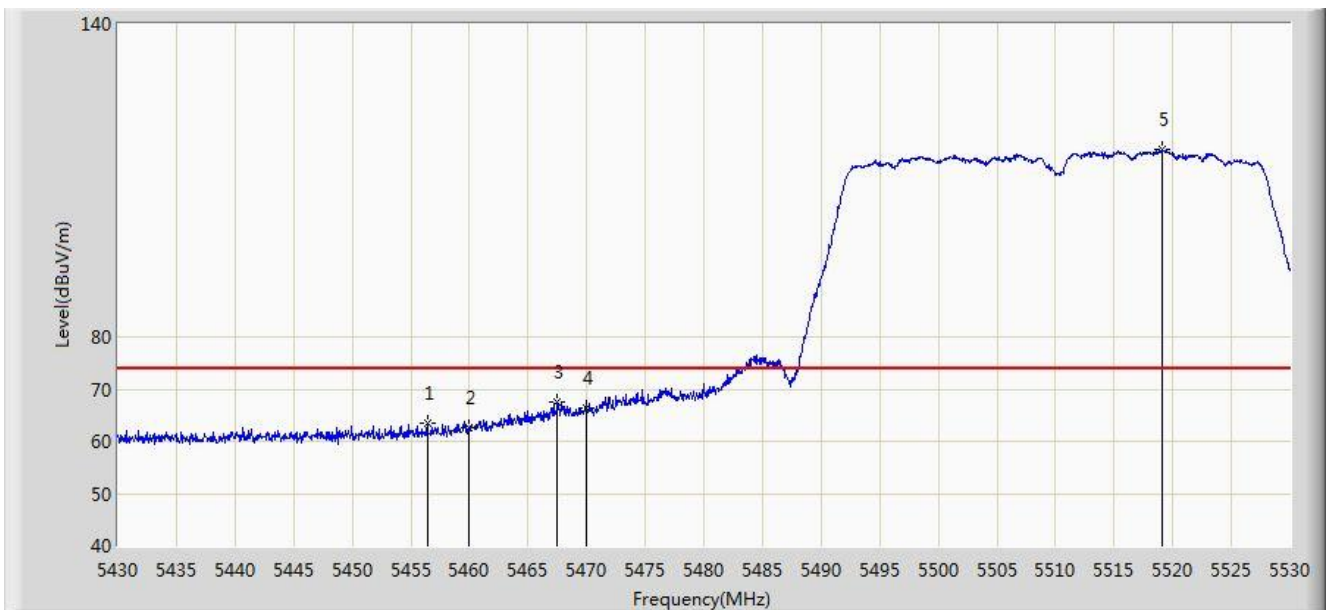


No	Flag	Mark	Frequency (MHz)	Measure Level (dBuV/m)	Reading Level (dBuV)	Margin (dB)	Limit (dBuV/m)	Factor (dB)	Type
1			5460.000	45.420	41.240	-8.580	54.000	4.180	AV
2		*	5518.500	77.787	73.461	N/A	N/A	4.327	AV

Note: Measure Level (dB $\mu$ V/m) = Reading Level (dB $\mu$ V) + Factor (dB)

Factor (dB) = Cable Loss (dB) + Antenna Factor (dB) (dB/m) - Pre\_Amplifier Gain (dB)

Site: AC1	Time: 2016/11/17 - 11:12
Limit: FCC_Part15.209_RE(3m)	Engineer: Kevin Ker
Probe: BBHA9120D_1GHz_18GHz	Polarity: Vertical
EUT: Wi-Fi AP 4x4 OD ext. antenna US	Power: AC 120V/60Hz
Test Mode: Transmit by 802.11n-HT40 at Channel 5510MHz Ant 2	

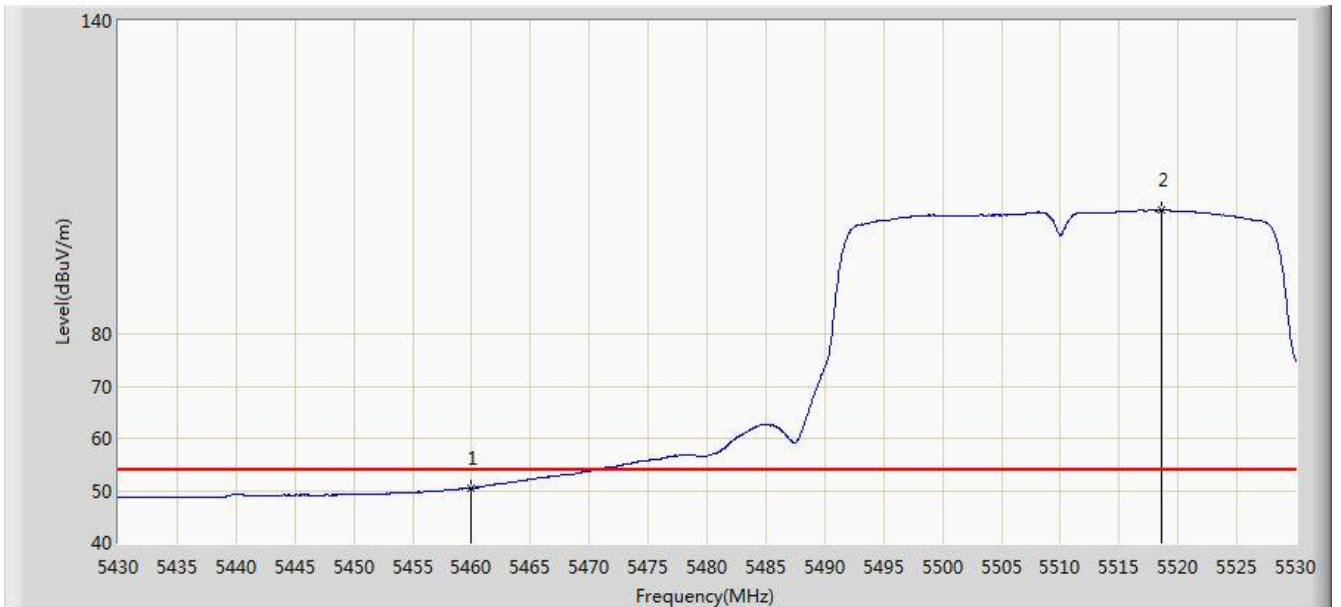


No	Flag	Mark	Frequency (MHz)	Measure Level (dBuV/m)	Reading Level (dBuV)	Margin (dB)	Limit (dBuV/m)	Factor (dB)	Type
1			5456.400	63.564	59.391	-10.436	74.000	4.172	PK
2			5460.000	62.480	58.300	-11.520	74.000	4.180	PK
3			5467.500	67.586	63.389	-6.414	74.000	4.197	PK
4			5470.000	66.275	62.073	-7.725	74.000	4.202	PK
5		*	5519.100	115.828	111.500	N/A	N/A	4.328	PK

Note: Measure Level (dB $\mu$ V/m) = Reading Level (dB $\mu$ V) + Factor (dB)

Factor (dB) = Cable Loss (dB) + Antenna Factor (dB) (dB/m) - Pre\_Amplifier Gain (dB)

Site: AC1	Time: 2016/11/17 - 11:13
Limit: FCC_Part15.209_RE(3m)	Engineer: Kevin Ker
Probe: BBHA9120D_1GHz_18GHz	Polarity: Vertical
EUT: Wi-Fi AP 4x4 OD ext. antenna US	Power: AC 120V/60Hz
Test Mode: Transmit by 802.11n-HT40 at Channel 5510MHz Ant 2	

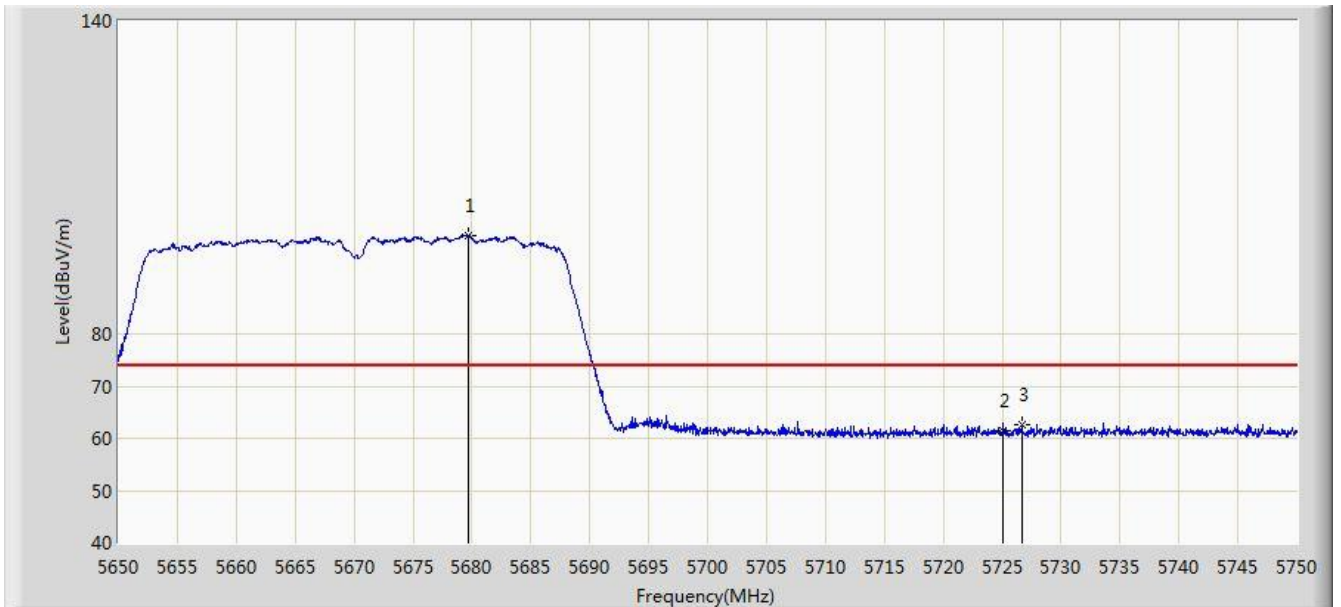


No	Flag	Mark	Frequency (MHz)	Measure Level (dBuV/m)	Reading Level (dBuV)	Margin (dB)	Limit (dBuV/m)	Factor (dB)	Type
1			5460.000	50.482	46.302	-3.518	54.000	4.180	AV
2		*	5518.600	103.729	99.402	N/A	N/A	4.327	AV

Note: Measure Level (dB $\mu$ V/m) = Reading Level (dB $\mu$ V) + Factor (dB)

Factor (dB) = Cable Loss (dB) + Antenna Factor (dB) (dB/m) - Pre\_Amplifier Gain (dB)

Site: AC1	Time: 2016/11/06 - 16:28
Limit: FCC_Part15.209_RE(3m)	Engineer: Kevin Ker
Probe: BBHA9120D_1GHz_18GHz	Polarity: Horizontal
EUT: Wi-Fi AP 4x4 OD ext. antenna US	Power: AC 120V/60Hz
Test Mode: Transmit by 802.11n-HT40 at Channel 5670MHz Ant 2	

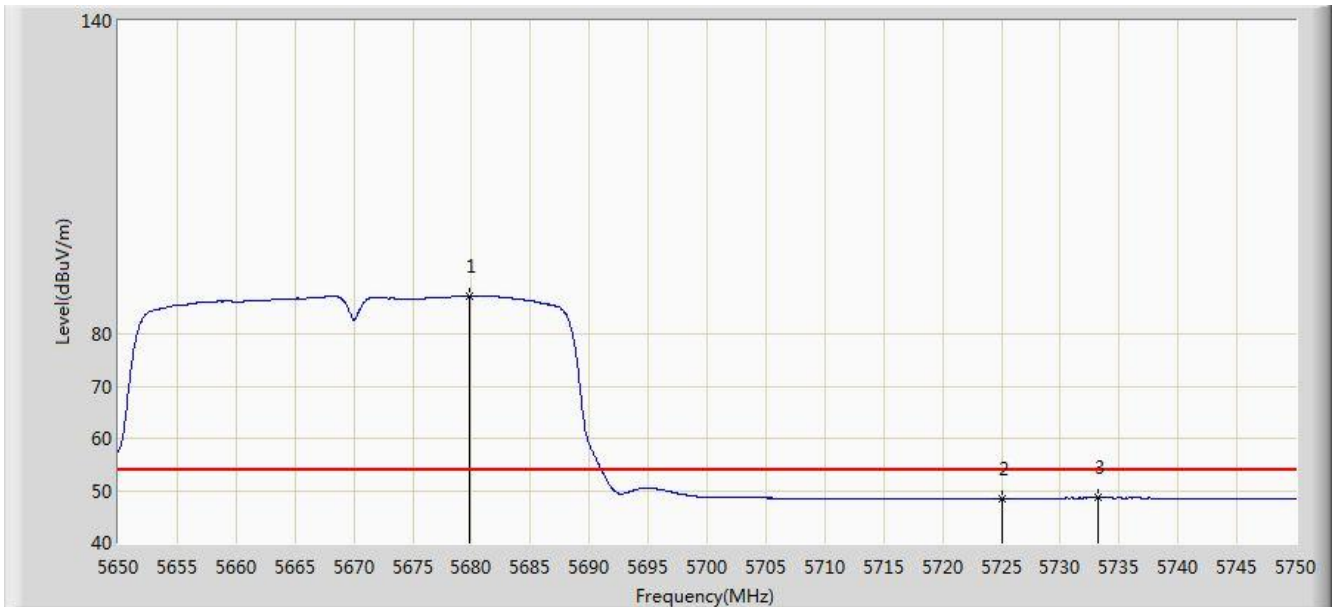


No	Flag	Mark	Frequency (MHz)	Measure Level (dBuV/m)	Reading Level (dBuV)	Margin (dB)	Limit (dBuV/m)	Factor (dB)	Type
1		*	5679.700	98.885	94.099	N/A	N/A	4.786	PK
2			5725.000	61.457	56.428	-12.543	74.000	5.029	PK
3			5726.700	62.580	57.540	-11.420	74.000	5.040	PK

Note: Measure Level (dB $\mu$ V/m) = Reading Level (dB $\mu$ V) + Factor (dB)

Factor (dB) = Cable Loss (dB) + Antenna Factor (dB) (dB/m) - Pre\_Amplifier Gain (dB)

Site: AC1	Time: 2016/11/06 - 16:30
Limit: FCC_Part15.209_RE(3m)	Engineer: Kevin Ker
Probe: BBHA9120D_1GHz_18GHz	Polarity: Horizontal
EUT: Wi-Fi AP 4x4 OD ext. antenna US	Power: AC 120V/60Hz
Test Mode: Transmit by 802.11n-HT40 at Channel 5670MHz Ant 2	



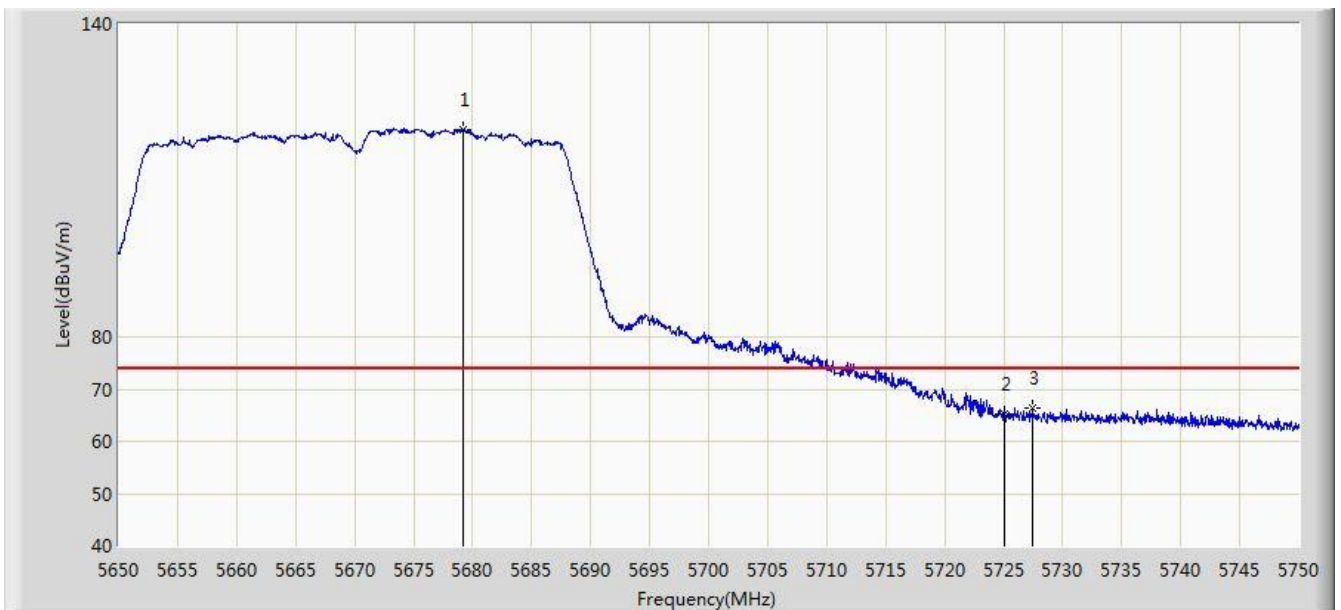
No	Flag	Mark	Frequency (MHz)	Measure Level (dBuV/m)	Reading Level (dBuV)	Margin (dB)	Limit (dBuV/m)	Factor (dB)	Type
1		*	5679.800	87.148	82.362	N/A	N/A	4.787	AV
2			5725.000	48.447	43.418	-5.553	54.000	5.029	AV
3			5733.150	48.584	43.503	-5.416	54.000	5.081	AV

Note: Measure Level (dB $\mu$ V/m) = Reading Level (dB $\mu$ V) + Factor (dB)

Factor (dB) = Cable Loss (dB) + Antenna Factor (dB) (dB/m) - Pre\_Amplifier Gain (dB)



Site: AC1	Time: 2016/11/06 - 16:27
Limit: FCC_Part15.209_RE(3m)	Engineer: Kevin Ker
Probe: BBHA9120D_1GHz_18GHz	Polarity: Vertical
EUT: Wi-Fi AP 4x4 OD ext. antenna US	Power: AC 120V/60Hz
Test Mode: Transmit by 802.11n-HT40 at Channel 5670MHz Ant 2	

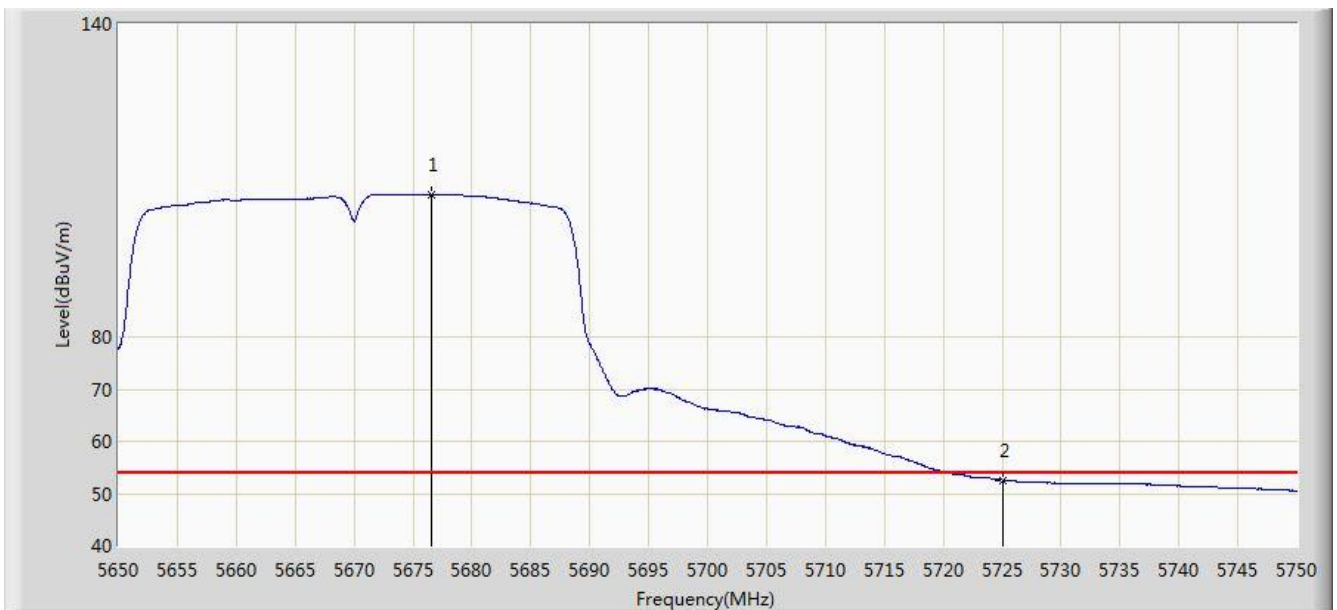


No	Flag	Mark	Frequency (MHz)	Measure Level (dBuV/m)	Reading Level (dBuV)	Margin (dB)	Limit (dBuV/m)	Factor (dB)	Type
1		*	5679.250	119.718	114.934	N/A	N/A	4.785	PK
2			5725.000	65.352	60.323	-8.648	74.000	5.029	PK
3			5727.450	66.253	61.208	-7.747	74.000	5.044	PK

Note: Measure Level (dB $\mu$ V/m) = Reading Level (dB $\mu$ V) + Factor (dB)

Factor (dB) = Cable Loss (dB) + Antenna Factor (dB) (dB/m) - Pre\_Amplifier Gain (dB)

Site: AC1	Time: 2016/11/06 - 16:22
Limit: FCC_Part15.209_RE(3m)	Engineer: Kevin Ker
Probe: BBHA9120D_1GHz_18GHz	Polarity: Vertical
EUT: Wi-Fi AP 4x4 OD ext. antenna US	Power: AC 120V/60Hz
Test Mode: Transmit by 802.11n-HT40 at Channel 5670MHz Ant 2	

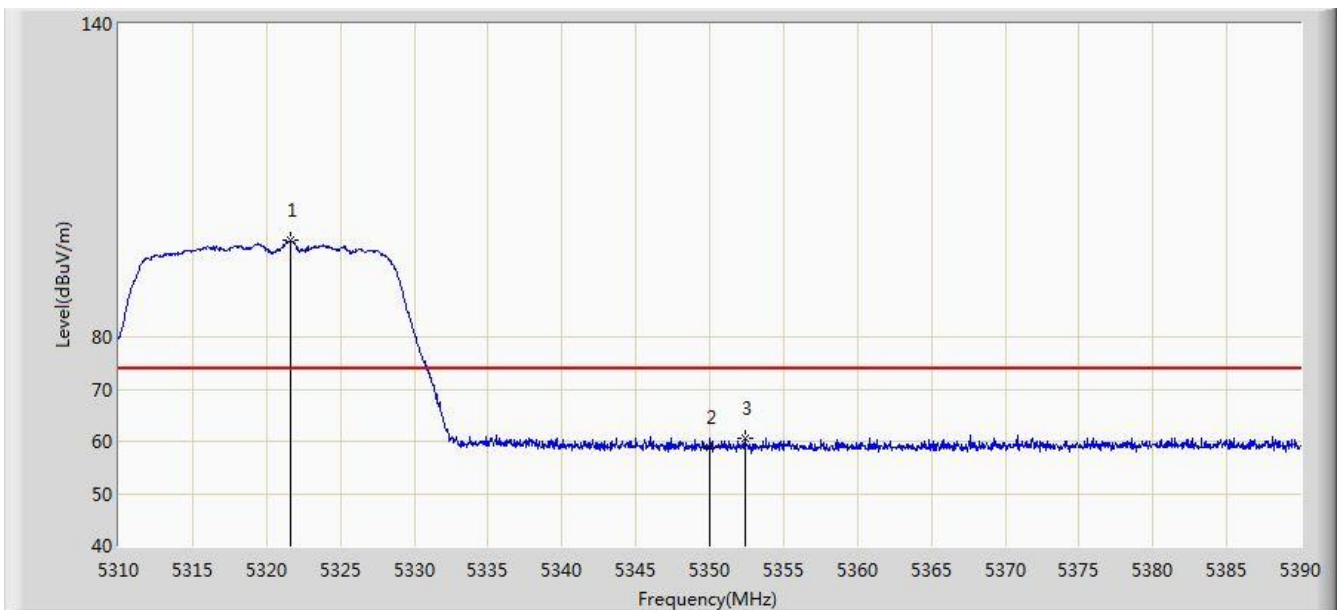


No	Flag	Mark	Frequency (MHz)	Measure Level (dBuV/m)	Reading Level (dBuV)	Margin (dB)	Limit (dBuV/m)	Factor (dB)	Type
1		*	5676.550	107.294	102.521	N/A	N/A	4.772	AV
2			5725.000	52.592	47.563	-1.408	54.000	5.029	AV

Note: Measure Level (dB $\mu$ V/m) = Reading Level (dB $\mu$ V) + Factor (dB)

Factor (dB) = Cable Loss (dB) + Antenna Factor (dB) (dB/m) - Pre\_Amplifier Gain (dB)

Site: AC1	Time: 2016/11/06 - 17:01
Limit: FCC_Part15.209_RE(3m)	Engineer: Kevin Ker
Probe: BBHA9120D_1GHz_18GHz	Polarity: Horizontal
EUT: Wi-Fi AP 4x4 OD ext. antenna US	Power: AC 120V/60Hz
Test Mode: Transmit by 802.11ac-HT20 at Channel 5320MHz Ant 2	

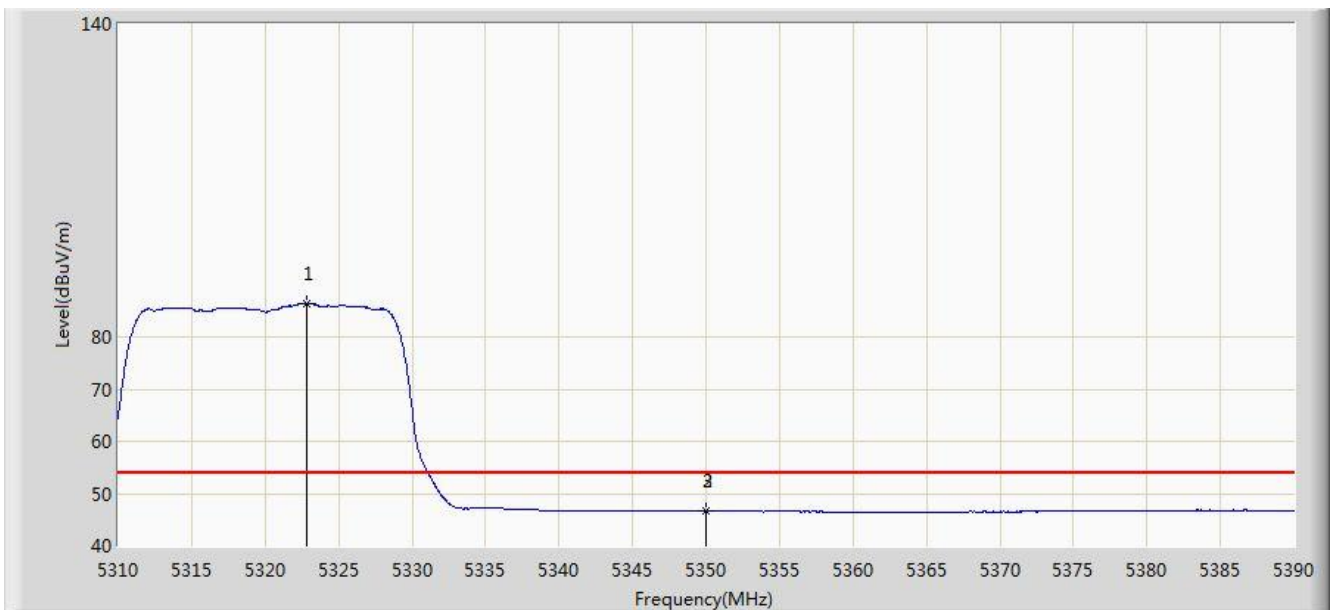


No	Flag	Mark	Frequency (MHz)	Measure Level (dBuV/m)	Reading Level (dBuV)	Margin (dB)	Limit (dBuV/m)	Factor (dB)	Type
1		*	5321.640	98.496	94.644	N/A	N/A	3.852	PK
2			5350.000	58.839	54.934	-15.161	74.000	3.904	PK
3			5352.360	60.470	56.561	-13.530	74.000	3.909	PK

Note: Measure Level (dB $\mu$ V/m) = Reading Level (dB $\mu$ V) + Factor (dB)

Factor (dB) = Cable Loss (dB) + Antenna Factor (dB) (dB/m) - Pre\_Amplifier Gain (dB)

Site: AC1	Time: 2016/11/06 - 17:03
Limit: FCC_Part15.209_RE(3m)	Engineer: Kevin Ker
Probe: BBHA9120D_1GHz_18GHz	Polarity: Horizontal
EUT: Wi-Fi AP 4x4 OD ext. antenna US	Power: AC 120V/60Hz
Test Mode: Transmit by 802.11ac-HT20 at Channel 5320MHz Ant 2	

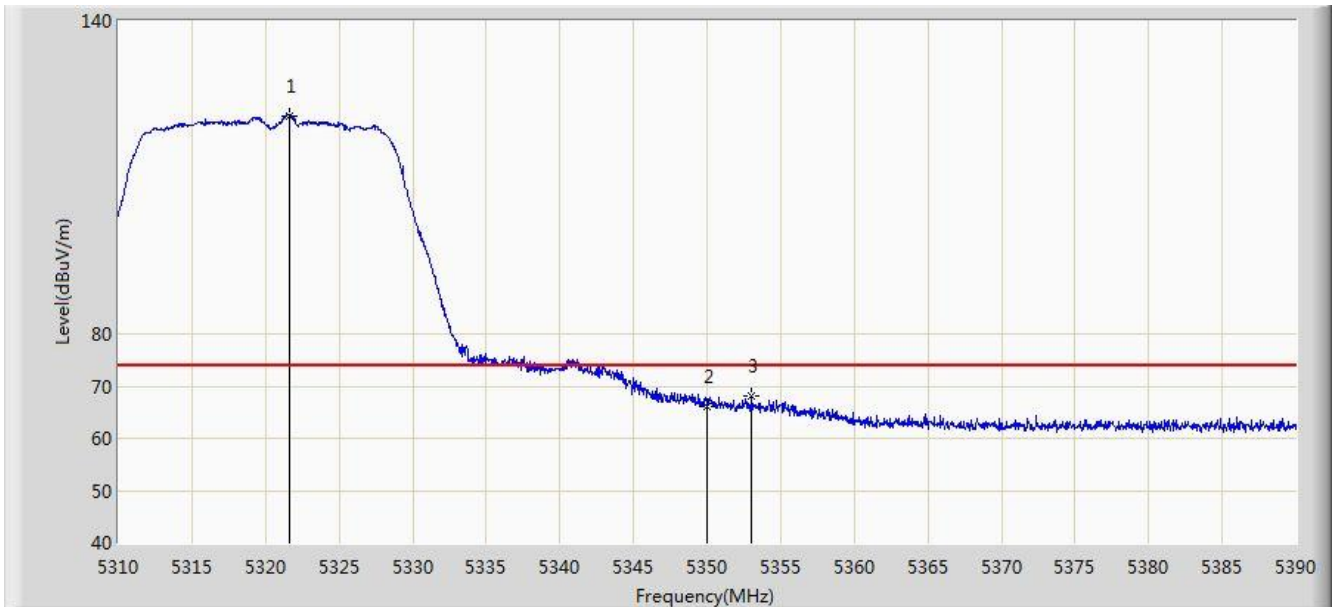


No	Flag	Mark	Frequency (MHz)	Measure Level (dBuV/m)	Reading Level (dBuV)	Margin (dB)	Limit (dBuV/m)	Factor (dB)	Type
1		*	5322.880	86.440	82.586	N/A	N/A	3.854	AV
2			5350.000	46.587	42.682	-7.413	54.000	3.904	AV
3			5350.000	46.586	43.889	-7.414	54.000	2.697	AV

Note: Measure Level (dB $\mu$ V/m) = Reading Level (dB $\mu$ V) + Factor (dB)

Factor (dB) = Cable Loss (dB) + Antenna Factor (dB) (dB/m) - Pre\_Amplifier Gain (dB)

Site: AC1	Time: 2016/11/06 - 17:01
Limit: FCC_Part15.209_RE(3m)	Engineer: Kevin Ker
Probe: BBHA9120D_1GHz_18GHz	Polarity: Vertical
EUT: Wi-Fi AP 4x4 OD ext. antenna US	Power: AC 120V/60Hz
Test Mode: Transmit by 802.11ac-HT20 at Channel 5320MHz Ant 2	

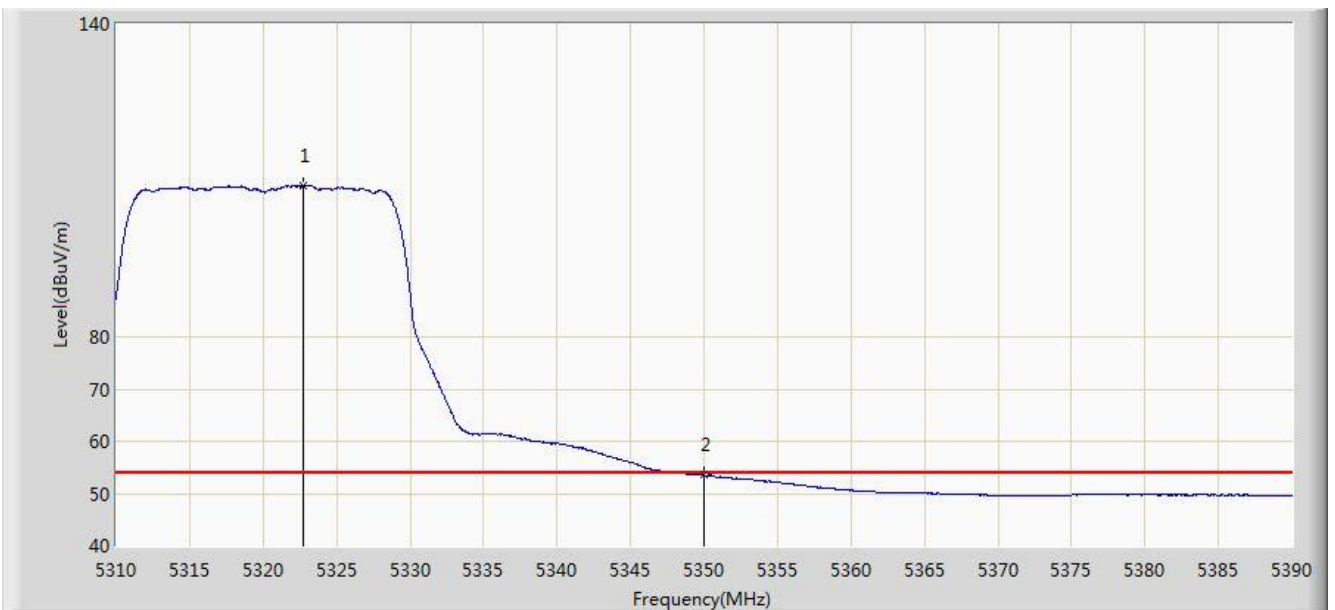


No	Flag	Mark	Frequency (MHz)	Measure Level (dBuV/m)	Reading Level (dBuV)	Margin (dB)	Limit (dBuV/m)	Factor (dB)	Type
1		*	5321.640	121.874	118.022	N/A	N/A	3.852	PK
2			5350.000	66.168	62.263	-7.832	74.000	3.904	PK
3			5353.040	68.140	64.230	-5.860	74.000	3.911	PK

Note: Measure Level (dB $\mu$ V/m) = Reading Level (dB $\mu$ V) + Factor (dB)

Factor (dB) = Cable Loss (dB) + Antenna Factor (dB) (dB/m) - Pre\_Amplifier Gain (dB)

Site: AC1	Time: 2016/11/06 - 17:00
Limit: FCC_Part15.209_RE(3m)	Engineer: Kevin Ker
Probe: BBHA9120D_1GHz_18GHz	Polarity: Vertical
EUT: Wi-Fi AP 4x4 OD ext. antenna US	Power: AC 120V/60Hz
Test Mode: Transmit by 802.11ac-HT20 at Channel 5320MHz Ant 2	

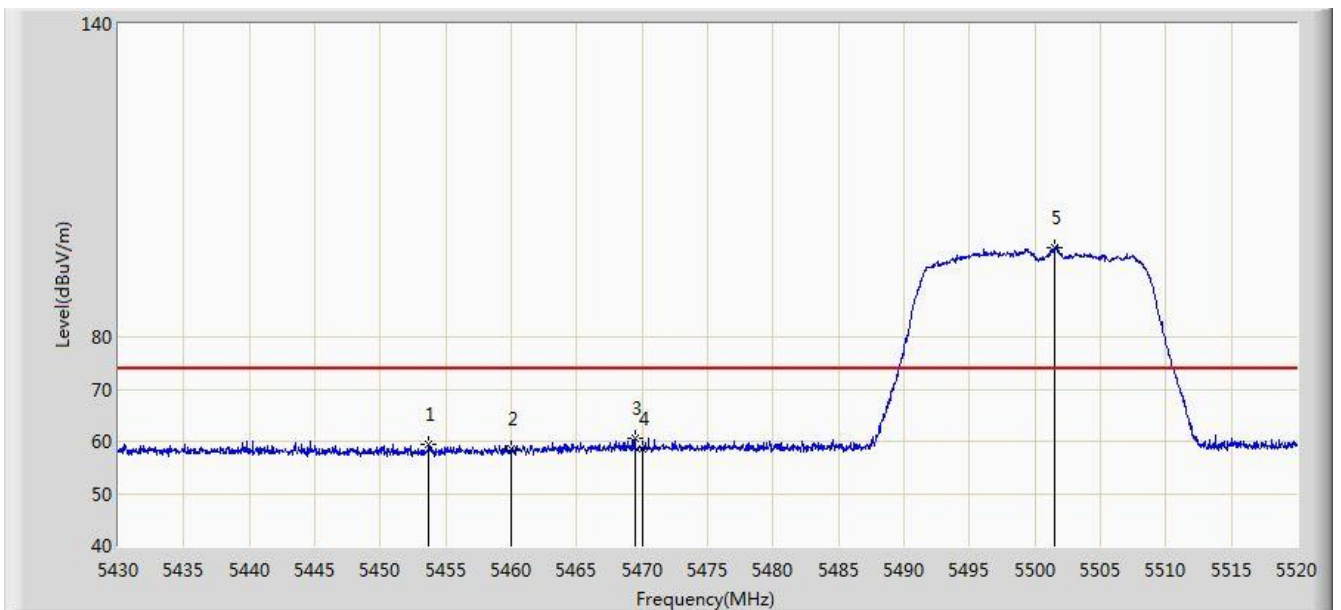


No	Flag	Mark	Frequency (MHz)	Measure Level (dBuV/m)	Reading Level (dBuV)	Margin (dB)	Limit (dBuV/m)	Factor (dB)	Type
1	X	*	5322.760	108.889	105.035	N/A	N/A	3.854	AV
2			5350.000	53.482	49.577	-0.518	54.000	3.904	AV

Note: Measure Level (dB $\mu$ V/m) = Reading Level (dB $\mu$ V) + Factor (dB)

Factor (dB) = Cable Loss (dB) + Antenna Factor (dB) (dB/m) - Pre\_Amplifier Gain (dB)

Site: AC1	Time: 2016/11/17 - 11:25
Limit: FCC_Part15.209_RE(3m)	Engineer: Kevin Ker
Probe: BBHA9120D_1GHz_18GHz	Polarity: Horizontal
EUT: Wi-Fi AP 4x4 OD ext. antenna US	Power: AC 120V/60Hz
Test Mode: Transmit by 802.11ac-VHT20 at Channel 5500MHz Ant 2	

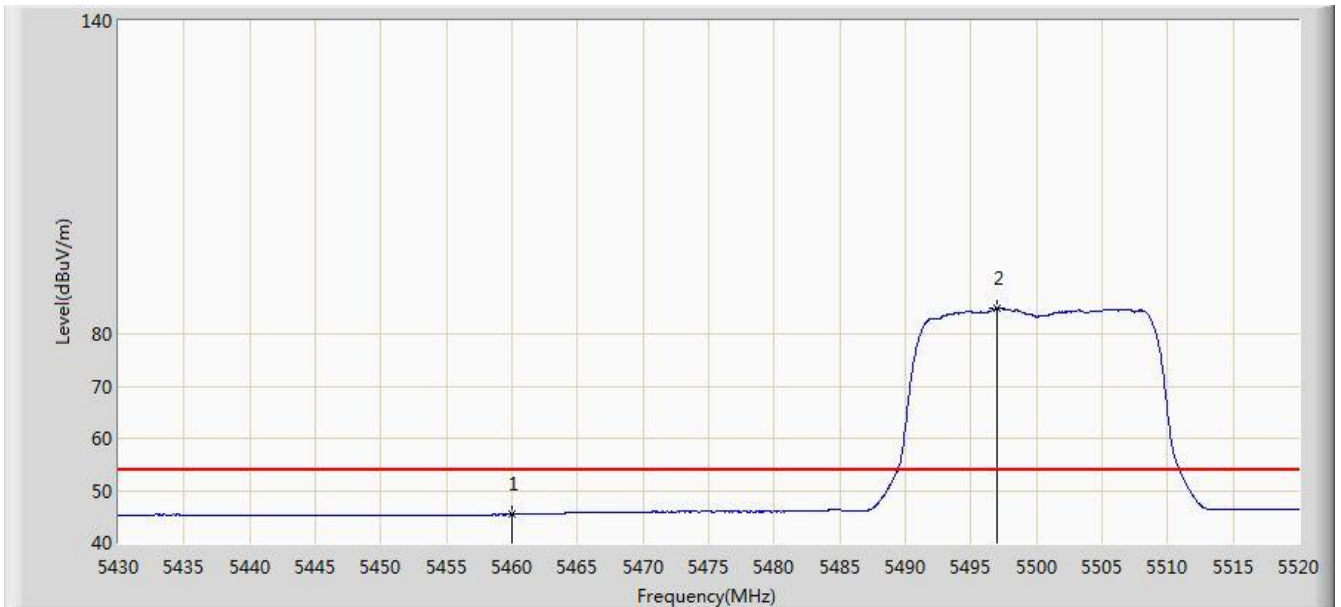


No	Flag	Mark	Frequency (MHz)	Measure Level (dBuV/m)	Reading Level (dBuV)	Margin (dB)	Limit (dBuV/m)	Factor (dB)	Type
1			5453.715	59.542	55.375	-14.458	74.000	4.166	PK
2			5460.000	58.426	54.246	-15.574	74.000	4.180	PK
3			5469.420	60.571	56.370	-13.429	74.000	4.201	PK
4			5470.000	58.442	54.240	-15.558	74.000	4.202	PK
5		*	5501.505	97.039	92.763	N/A	N/A	4.277	PK

Note: Measure Level (dB $\mu$ V/m) = Reading Level (dB $\mu$ V) + Factor (dB)

Factor (dB) = Cable Loss (dB) + Antenna Factor (dB) (dB/m) - Pre\_Amplifier Gain (dB)

Site: AC1	Time: 2016/11/17 - 11:26
Limit: FCC_Part15.209_RE(3m)	Engineer: Kevin Ker
Probe: BBHA9120D_1GHz_18GHz	Polarity: Horizontal
EUT: Wi-Fi AP 4x4 OD ext. antenna US	Power: AC 120V/60Hz
Test Mode: Transmit by 802.11ac-VHT20 at Channel 5500MHz Ant 2	



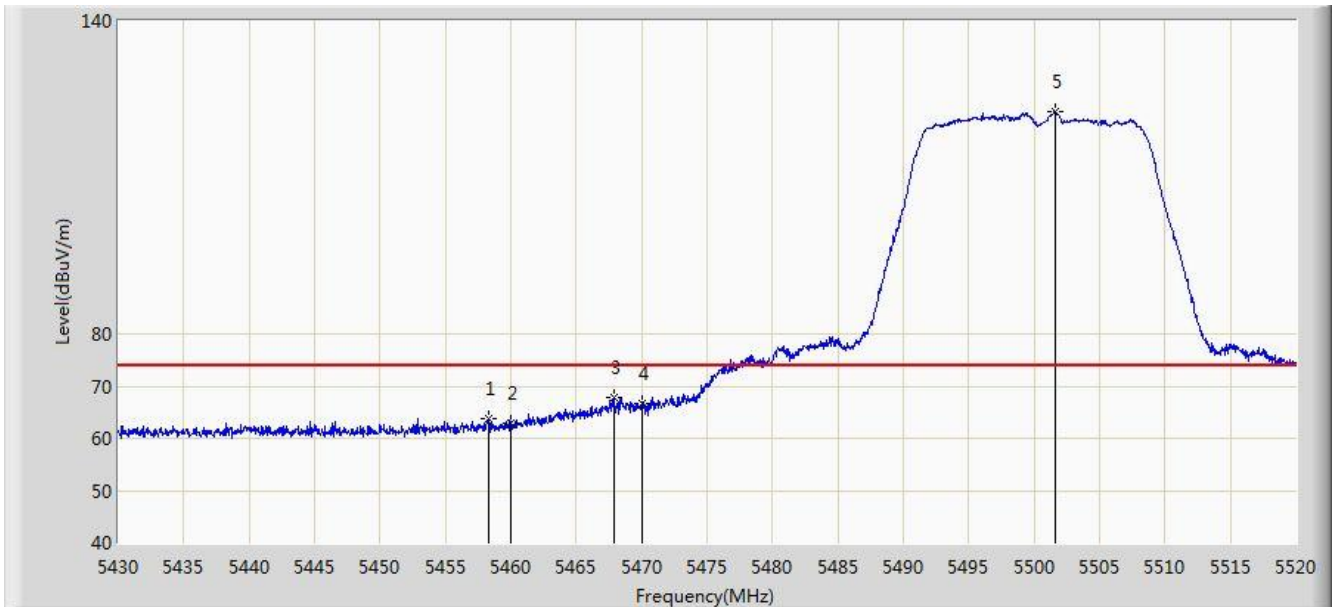
No	Flag	Mark	Frequency (MHz)	Measure Level (dBuV/m)	Reading Level (dBuV)	Margin (dB)	Limit (dBuV/m)	Factor (dB)	Type
1			5460.000	45.404	41.224	-8.596	54.000	4.180	AV
2		*	5496.960	84.887	80.623	N/A	N/A	4.264	AV

Note: Measure Level (dB $\mu$ V/m) = Reading Level (dB $\mu$ V) + Factor (dB)

Factor (dB) = Cable Loss (dB) + Antenna Factor (dB) (dB/m) - Pre\_Amplifier Gain (dB)



Site: AC1	Time: 2016/11/17 - 11:21
Limit: FCC_Part15.209_RE(3m)	Engineer: Kevin Ker
Probe: BBHA9120D_1GHz_18GHz	Polarity: Vertical
EUT: Wi-Fi AP 4x4 OD ext. antenna US	Power: AC 120V/60Hz
Test Mode: Transmit by 802.11ac-VHT20 at Channel 5500MHz Ant 2	

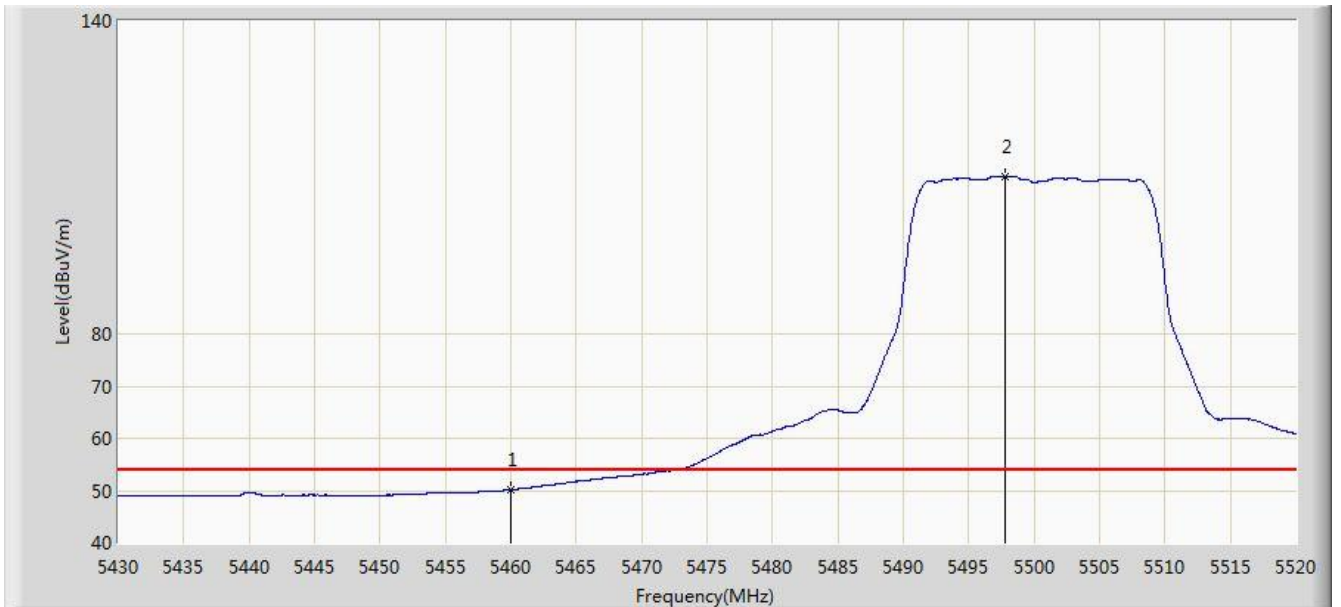


No	Flag	Mark	Frequency (MHz)	Measure Level (dBuV/m)	Reading Level (dBuV)	Margin (dB)	Limit (dBuV/m)	Factor (dB)	Type
1			5458.350	63.693	59.516	-10.307	74.000	4.177	PK
2			5460.000	63.022	58.842	-10.978	74.000	4.180	PK
3			5467.845	67.891	63.693	-6.109	74.000	4.198	PK
4			5470.000	66.742	62.540	-7.258	74.000	4.202	PK
5		*	5501.595	122.566	118.289	N/A	N/A	4.277	PK

Note: Measure Level (dB $\mu$ V/m) = Reading Level (dB $\mu$ V) + Factor (dB)

Factor (dB) = Cable Loss (dB) + Antenna Factor (dB) (dB/m) - Pre\_Amplifier Gain (dB)

Site: AC1	Time: 2016/11/17 - 11:24
Limit: FCC_Part15.209_RE(3m)	Engineer: Kevin Ker
Probe: BBHA9120D_1GHz_18GHz	Polarity: Vertical
EUT: Wi-Fi AP 4x4 OD ext. antenna US	Power: AC 120V/60Hz
Test Mode: Transmit by 802.11ac-VHT20 at Channel 5500MHz Ant 2	

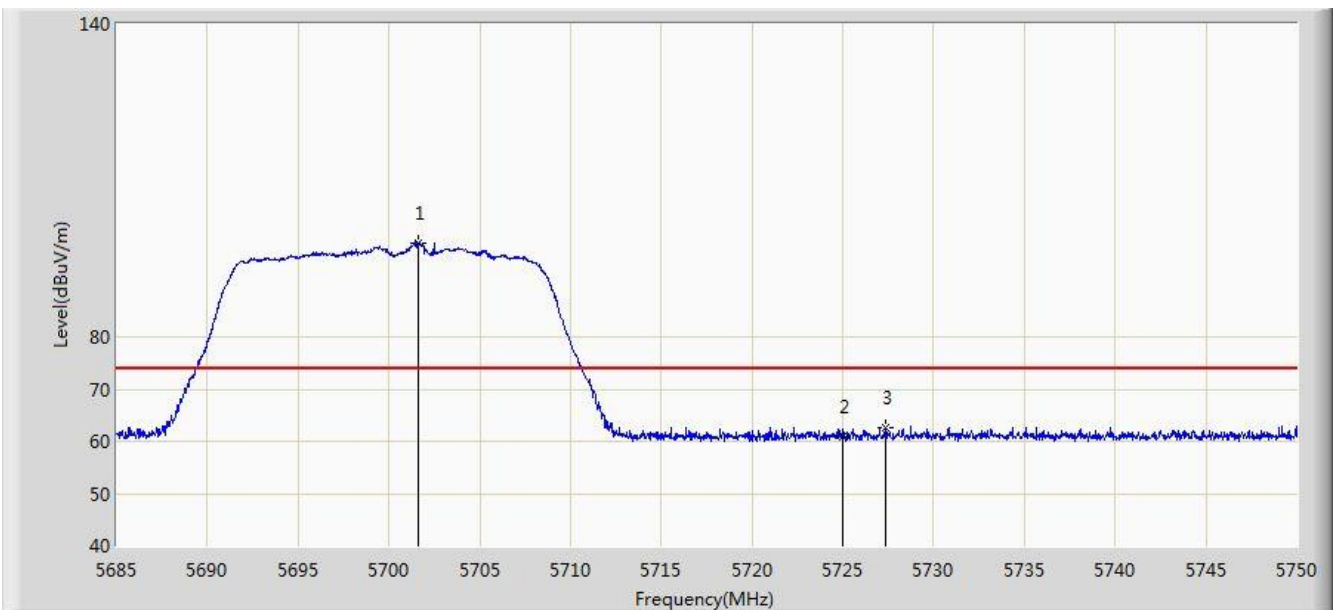


No	Flag	Mark	Frequency (MHz)	Measure Level (dBuV/m)	Reading Level (dBuV)	Margin (dB)	Limit (dBuV/m)	Factor (dB)	Type
1			5460.000	50.154	45.974	-3.846	54.000	4.180	AV
2	X	*	5497.815	110.132	105.866	N/A	N/A	4.266	AV

Note: Measure Level (dB $\mu$ V/m) = Reading Level (dB $\mu$ V) + Factor (dB)

Factor (dB) = Cable Loss (dB) + Antenna Factor (dB) (dB/m) - Pre\_Amplifier Gain (dB)

Site: AC1	Time: 2016/11/06 - 17:20
Limit: FCC_Part15.209_RE(3m)	Engineer: Kevin Ker
Probe: BBHA9120D_1GHz_18GHz	Polarity: Horizontal
EUT: Wi-Fi AP 4x4 OD ext. antenna US	Power: AC 120V/60Hz
Test Mode: Transmit by 802.11ac-HT20 at Channel 5700MHz Ant 2	

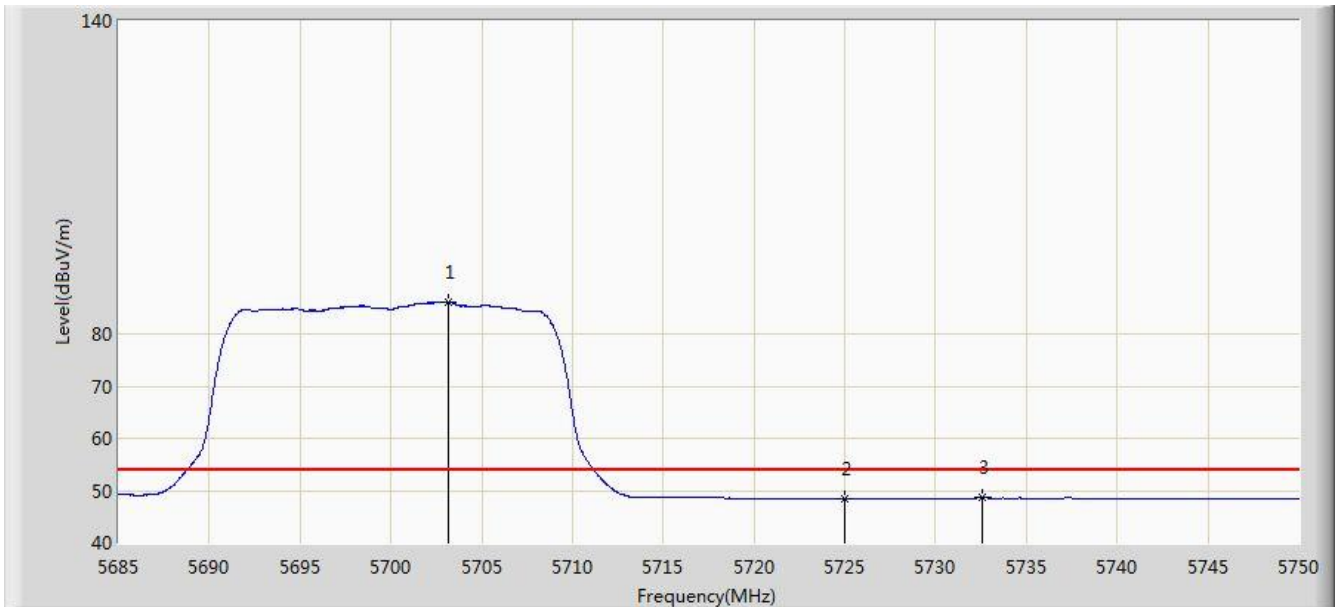


No	Flag	Mark	Frequency (MHz)	Measure Level (dBuV/m)	Reading Level (dBuV)	Margin (dB)	Limit (dBuV/m)	Factor (dB)	Type
1		*	5701.640	98.091	93.204	N/A	N/A	4.887	PK
2			5725.000	60.879	55.850	-13.121	74.000	5.029	PK
3			5727.380	62.540	57.496	-11.460	74.000	5.044	PK

Note: Measure Level (dB $\mu$ V/m) = Reading Level (dB $\mu$ V) + Factor (dB)

Factor (dB) = Cable Loss (dB) + Antenna Factor (dB) (dB/m) - Pre\_Amplifier Gain (dB)

Site: AC1	Time: 2016/11/06 - 17:22
Limit: FCC_Part15.209_RE(3m)	Engineer: Kevin Ker
Probe: BBHA9120D_1GHz_18GHz	Polarity: Horizontal
EUT: Wi-Fi AP 4x4 OD ext. antenna US	Power: AC 120V/60Hz
Test Mode: Transmit by 802.11ac-HT20 at Channel 5700MHz Ant 2	

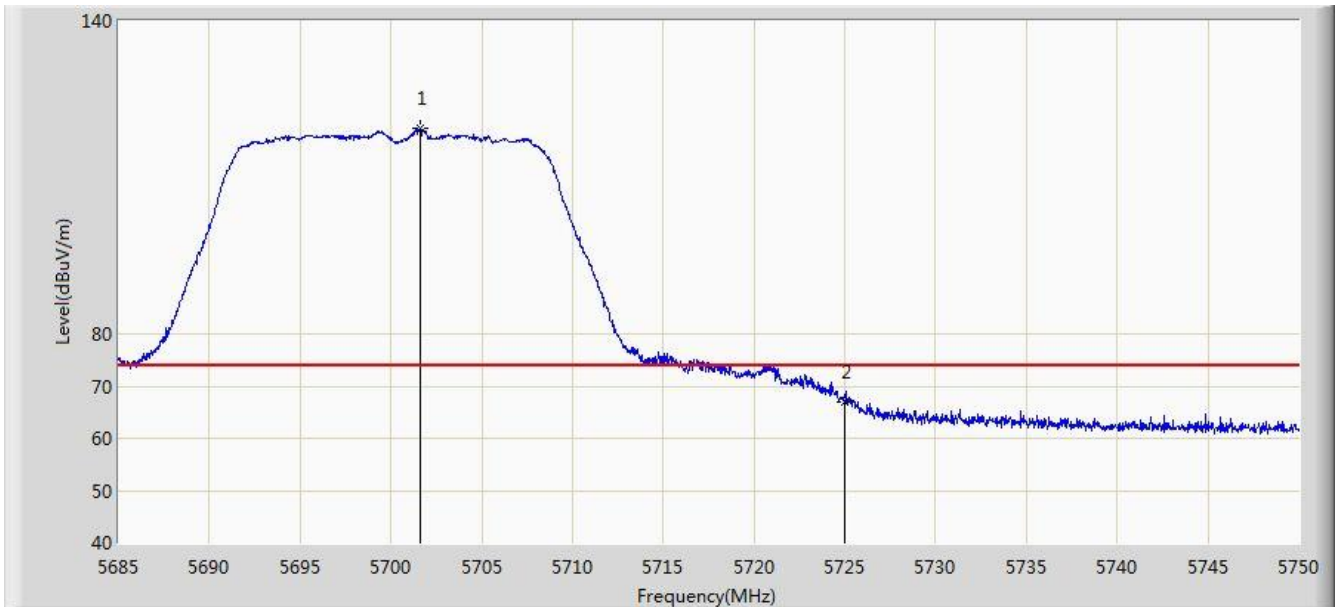


No	Flag	Mark	Frequency (MHz)	Measure Level (dBuV/m)	Reading Level (dBuV)	Margin (dB)	Limit (dBuV/m)	Factor (dB)	Type
1		*	5703.167	86.120	81.225	N/A	N/A	4.896	AV
2			5725.000	48.484	43.455	-5.516	54.000	5.029	AV
3			5732.580	48.587	43.510	-5.413	54.000	5.077	AV

Note: Measure Level (dB $\mu$ V/m) = Reading Level (dB $\mu$ V) + Factor (dB)

Factor (dB) = Cable Loss (dB) + Antenna Factor (dB) (dB/m) - Pre\_Amplifier Gain (dB)

Site: AC1	Time: 2016/11/06 - 17:19
Limit: FCC_Part15.209_RE(3m)	Engineer: Kevin Ker
Probe: BBHA9120D_1-18GHz	Polarity: Vertical
EUT: Wi-Fi AP 4x4 OD ext. antenna US	Power: AC 120V/60Hz
Test Mode: Transmit by 802.11ac-HT20 at Channel 5700MHz Ant 2	

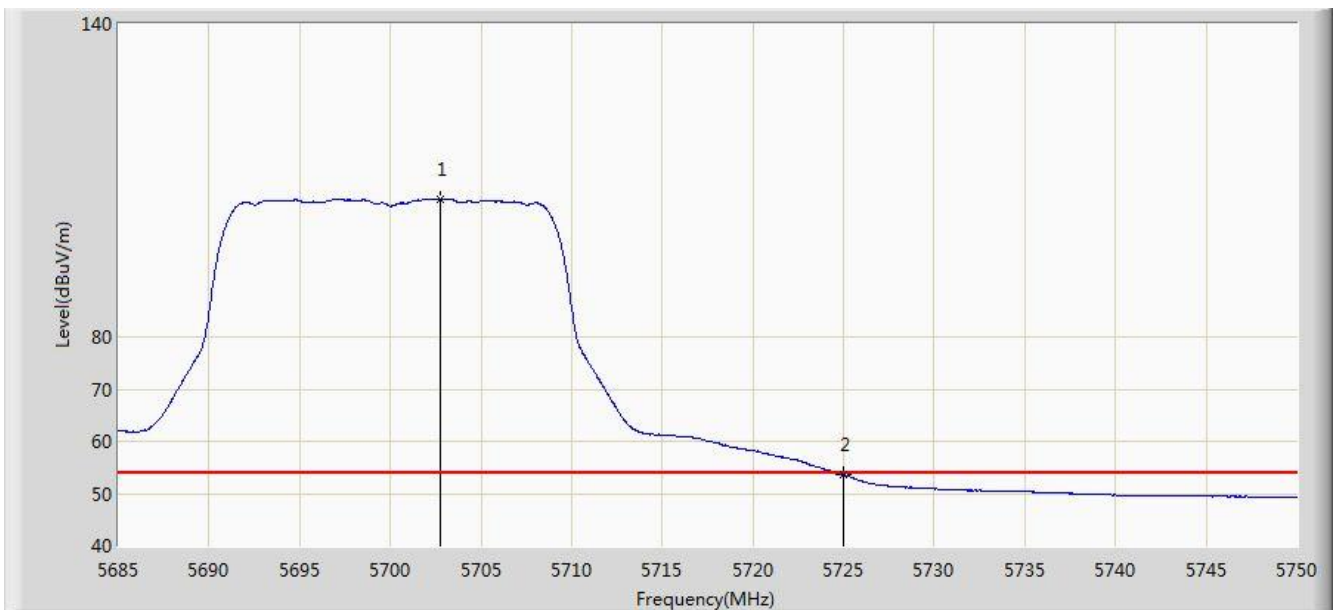


No	Flag	Mark	Frequency (MHz)	Measure Level (dBuV/m)	Reading Level (dBuV)	Margin (dB)	Limit (dBuV/m)	Factor (dB)	Type
1		*	5701.640	119.306	87.087	N/A	N/A	32.219	PK
2			5725.000	67.010	34.705	-6.990	74.000	32.305	PK

Note: Measure Level (dB $\mu$ V/m) = Reading Level (dB $\mu$ V) + Factor (dB)

Factor (dB) = Cable Loss (dB) + Antenna Factor (dB) (dB/m) - Pre\_Amplifier Gain (dB)

Site: AC1	Time: 2016/11/06 - 17:14
Limit: FCC_Part15.209_RE(3m)	Engineer: Kevin Ker
Probe: BBHA9120D_1GHz_18GHz	Polarity: Vertical
EUT: Wi-Fi AP 4x4 OD ext. antenna US	Power: AC 120V/60Hz
Test Mode: Transmit by 802.11ac-HT20 at Channel 5700MHz Ant 2	

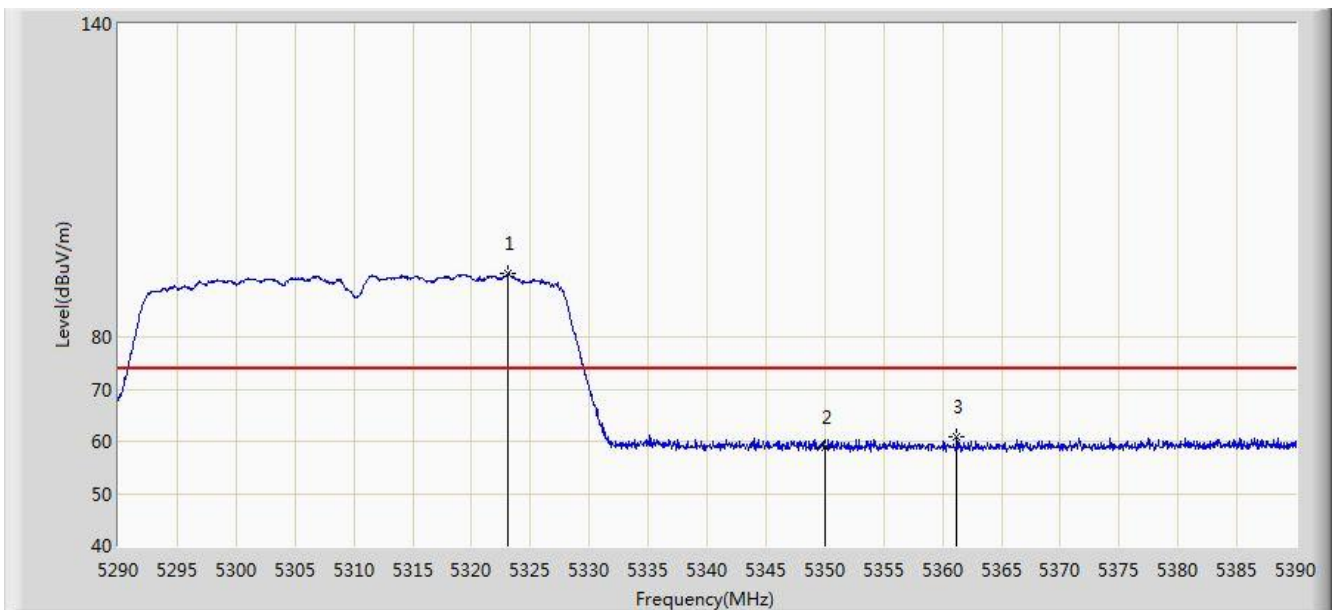


No	Flag	Mark	Frequency (MHz)	Measure Level (dBuV/m)	Reading Level (dBuV)	Margin (dB)	Limit (dBuV/m)	Factor (dB)	Type
1		*	5702.745	106.309	101.416	N/A	N/A	4.893	AV
2			5725.000	53.551	48.522	-0.449	54.000	5.029	AV

Note: Measure Level (dBuV/m) = Reading Level (dBuV) + Factor (dB)

Factor (dB) = Cable Loss (dB) + Antenna Factor (dB) (dB/m) - Pre\_Amplifier Gain (dB)

Site: AC1	Time: 2016/11/06 - 17:58
Limit: FCC_Part15.209_RE(3m)	Engineer: Kevin Ker
Probe: BBHA9120D_1GHz_18GHz	Polarity: Horizontal
EUT: Wi-Fi AP 4x4 OD ext. antenna US	Power: AC 120V/60Hz
Test Mode: Transmit by 802.11ac-HT40 at Channel 5310MHz Ant 2	

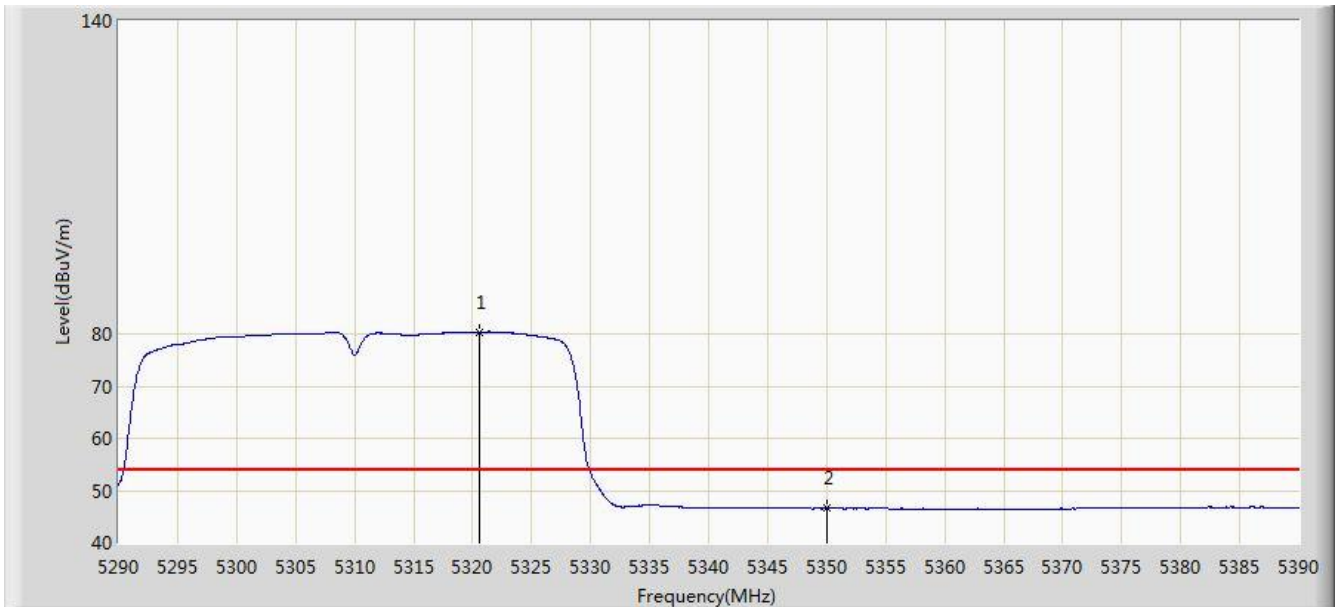


No	Flag	Mark	Frequency (MHz)	Measure Level (dBuV/m)	Reading Level (dBuV)	Margin (dB)	Limit (dBuV/m)	Factor (dB)	Type
1		*	5323.050	92.215	88.361	N/A	N/A	3.855	PK
2			5350.000	58.969	55.064	-15.031	74.000	3.904	PK
3			5361.200	60.925	57.000	-13.075	74.000	3.925	PK

Note: Measure Level (dB $\mu$ V/m) = Reading Level (dB $\mu$ V) + Factor (dB)

Factor (dB) = Cable Loss (dB) + Antenna Factor (dB) (dB/m) - Pre\_Amplifier Gain (dB)

Site: AC1	Time: 2016/11/06 - 17:59
Limit: FCC_Part15.209_RE(3m)	Engineer: Kevin Ker
Probe: BBHA9120D_1GHz_18GHz	Polarity: Horizontal
EUT: Wi-Fi AP 4x4 OD ext. antenna US	Power: AC 120V/60Hz
Test Mode: Transmit by 802.11ac-HT40 at Channel 5310MHz Ant 2	



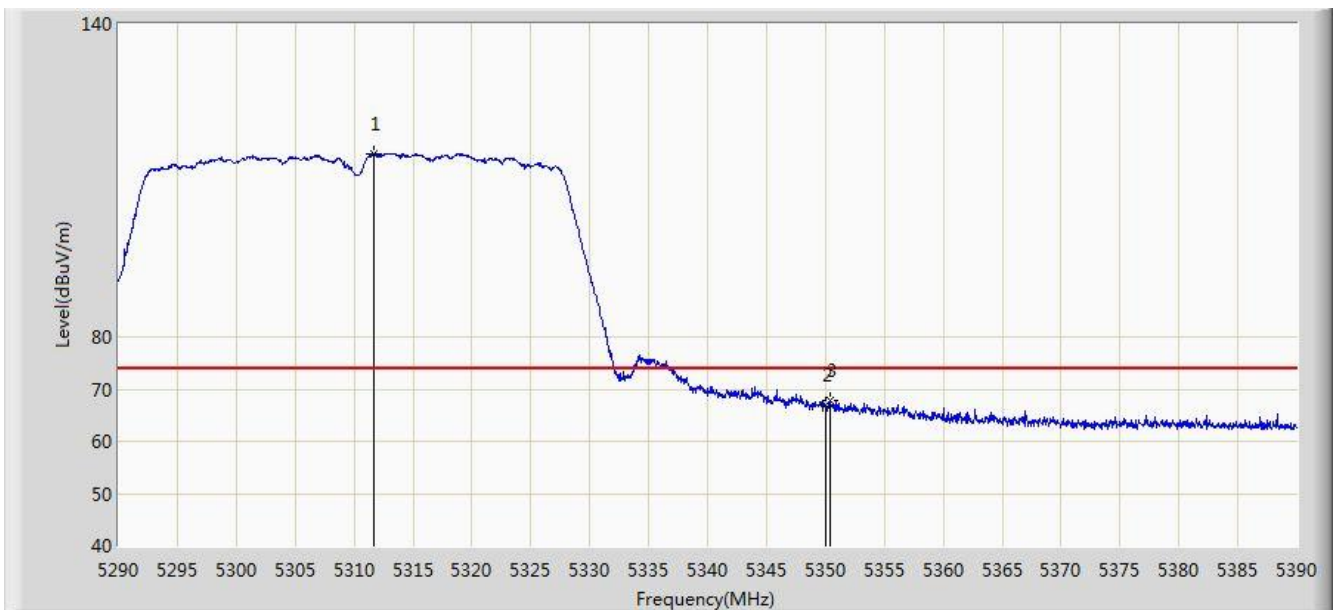
No	Flag	Mark	Frequency (MHz)	Measure Level (dBuV/m)	Reading Level (dBuV)	Margin (dB)	Limit (dBuV/m)	Factor (dB)	Type
1		*	5320.600	80.415	76.565	N/A	N/A	3.850	AV
2			5350.000	46.547	42.642	-7.453	54.000	3.904	AV

Note: Measure Level (dB $\mu$ V/m) = Reading Level (dB $\mu$ V) + Factor (dB)

Factor (dB) = Cable Loss (dB) + Antenna Factor (dB) (dB/m) - Pre\_Amplifier Gain (dB)



Site: AC1	Time: 2016/11/06 - 17:57
Limit: FCC_Part15.209_RE(3m)	Engineer: Kevin Ker
Probe: BBHA9120D_1GHz_18GHz	Polarity: Vertical
EUT: Wi-Fi AP 4x4 OD ext. antenna US	Power: AC 120V/60Hz
Test Mode: Transmit by 802.11ac-HT40 at Channel 5310MHz Ant 2	

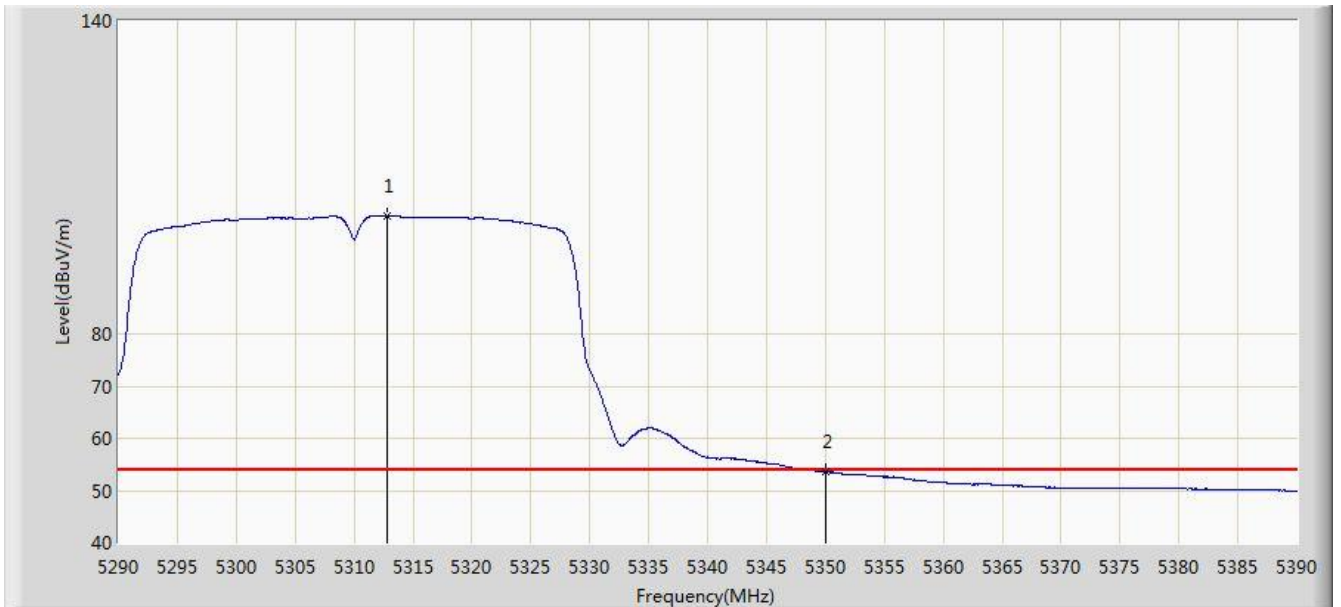


No	Flag	Mark	Frequency (MHz)	Measure Level (dBuV/m)	Reading Level (dBuV)	Margin (dB)	Limit (dBuV/m)	Factor (dB)	Type
1		*	5311.700	115.090	111.257	N/A	N/A	3.834	PK
2			5350.000	67.087	63.182	-6.913	74.000	3.904	PK
3			5350.350	67.947	64.042	-6.053	74.000	3.906	PK

Note: Measure Level (dB $\mu$ V/m) = Reading Level (dB $\mu$ V) + Factor (dB)

Factor (dB) = Cable Loss (dB) + Antenna Factor (dB) (dB/m) - Pre\_Amplifier Gain (dB)

Site: AC1	Time: 2016/11/06 - 17:55
Limit: FCC_Part15.209_RE(3m)	Engineer: Kevin Ker
Probe: BBHA9120D_1GHz_18GHz	Polarity: Vertical
EUT: Wi-Fi AP 4x4 OD ext. antenna US	Power: AC 120V/60Hz
Test Mode: Transmit by 802.11ac-HT40 at Channel 5310MHz Ant 2	

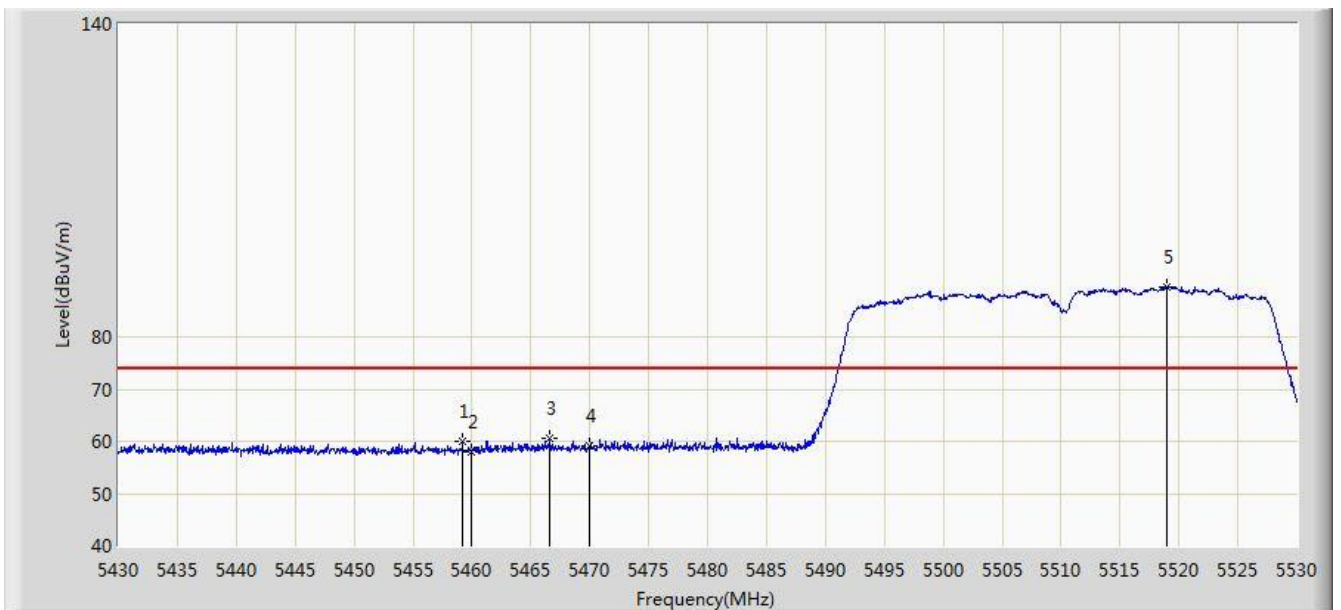


No	Flag	Mark	Frequency (MHz)	Measure Level (dBuV/m)	Reading Level (dBuV)	Margin (dB)	Limit (dBuV/m)	Factor (dB)	Type
1		*	5312.750	102.600	98.765	N/A	N/A	3.835	AV
2			5350.000	53.590	49.685	-0.410	54.000	3.904	AV

Note: Measure Level (dB $\mu$ V/m) = Reading Level (dB $\mu$ V) + Factor (dB)

Factor (dB) = Cable Loss (dB) + Antenna Factor (dB) (dB/m) - Pre\_Amplifier Gain (dB)

Site: AC1	Time: 2016/11/17 - 11:34
Limit: FCC_Part15.209_RE(3m)	Engineer: Kevin Ker
Probe: BBHA9120D_1GHz_18GHz	Polarity: Horizontal
EUT: Wi-Fi AP 4x4 OD ext. antenna US	Power: AC 120V/60Hz
Test Mode: Transmit by 802.11ac-VHT40 at Channel 5510MHz Ant 2	

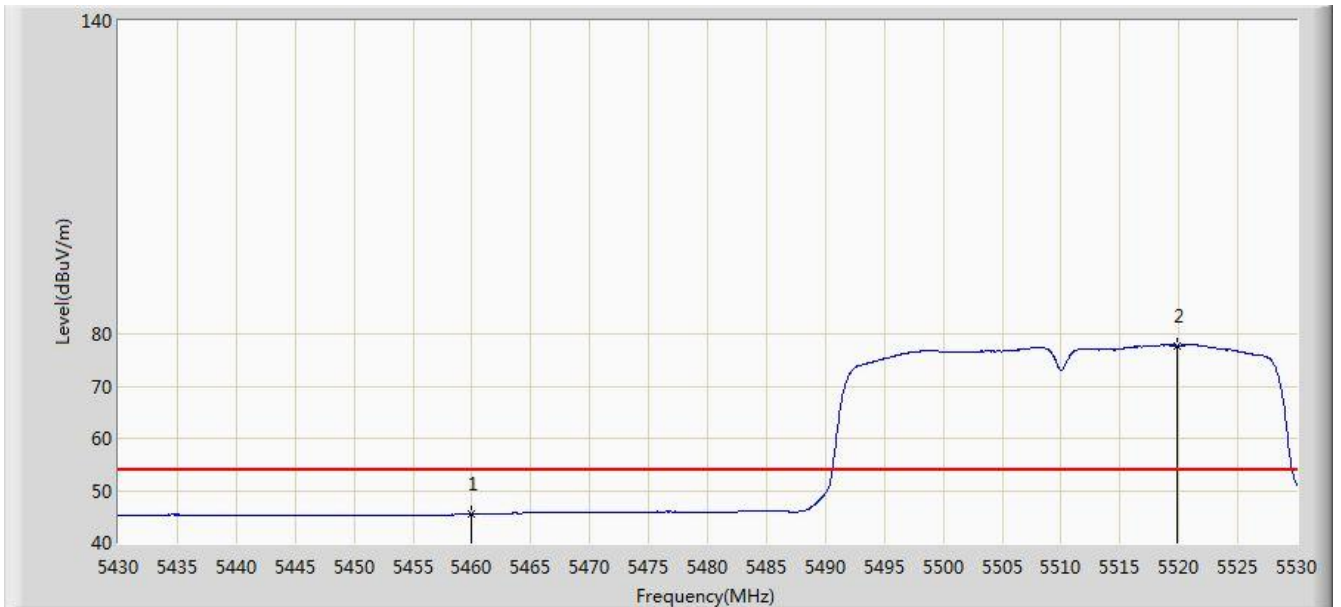


No	Flag	Mark	Frequency (MHz)	Measure Level (dBuV/m)	Reading Level (dBuV)	Margin (dB)	Limit (dBuV/m)	Factor (dB)	Type
1			5459.200	60.036	55.857	-13.964	74.000	4.178	PK
2			5460.000	58.040	53.860	-15.960	74.000	4.180	PK
3			5466.650	60.701	56.506	-13.299	74.000	4.196	PK
4			5470.000	59.078	54.876	-14.922	74.000	4.202	PK
5		*	5519.000	89.655	85.327	N/A	N/A	4.328	PK

Note: Measure Level (dB $\mu$ V/m) = Reading Level (dB $\mu$ V) + Factor (dB)

Factor (dB) = Cable Loss (dB) + Antenna Factor (dB) (dB/m) - Pre\_Amplifier Gain (dB)

Site: AC1	Time: 2016/11/17 - 11:36
Limit: FCC_Part15.209_RE(3m)	Engineer: Kevin Ker
Probe: BBHA9120D_1GHz_18GHz	Polarity: Horizontal
EUT: Wi-Fi AP 4x4 OD ext. antenna US	Power: AC 120V/60Hz
Test Mode: Transmit by 802.11ac-VHT40 at Channel 5510MHz Ant 2	

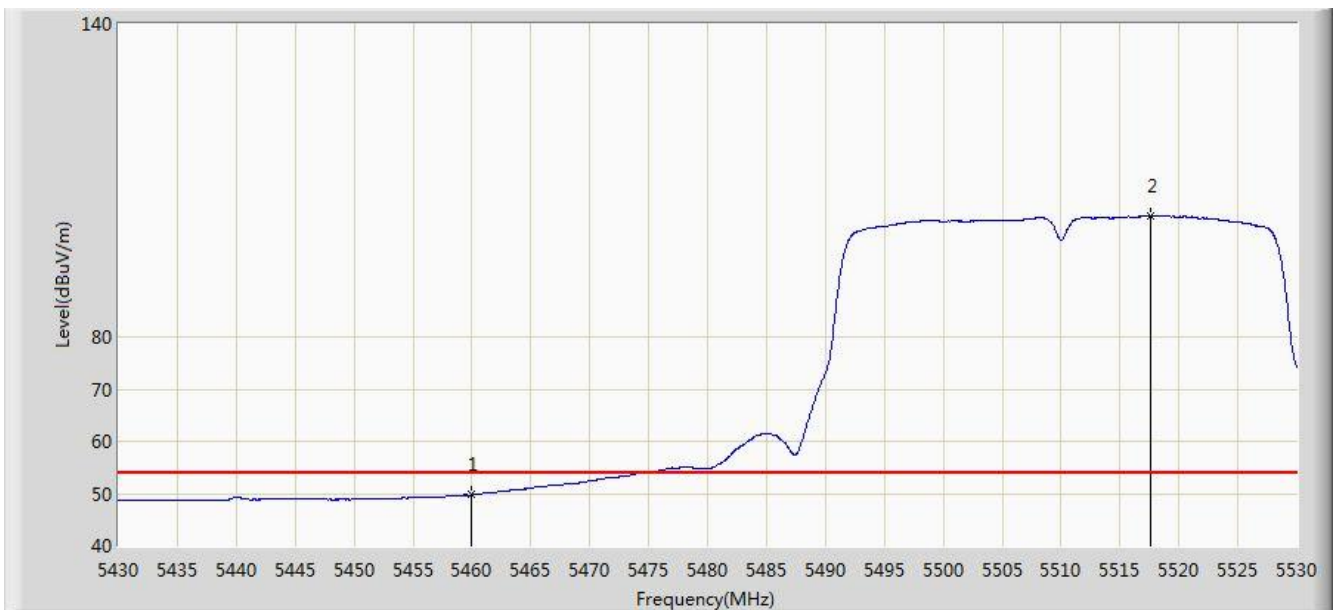


No	Flag	Mark	Frequency (MHz)	Measure Level (dBuV/m)	Reading Level (dBuV)	Margin (dB)	Limit (dBuV/m)	Factor (dB)	Type
1			5460.000	45.429	41.249	-8.571	54.000	4.180	AV
2		*	5519.850	77.735	73.404	N/A	N/A	4.331	AV

Note: Measure Level (dB $\mu$ V/m) = Reading Level (dB $\mu$ V) + Factor (dB)

Factor (dB) = Cable Loss (dB) + Antenna Factor (dB) (dB/m) - Pre\_Amplifier Gain (dB)

Site: AC1	Time: 2016/11/17 - 11:33
Limit: FCC_Part15.209_RE(3m)	Engineer: Kevin Ker
Probe: BBHA9120D_1GHz_18GHz	Polarity: Vertical
EUT: Wi-Fi AP 4x4 OD ext. antenna US	Power: AC 120V/60Hz
Test Mode: Transmit by 802.11ac-VHT40 at Channel 5510MHz Ant 2	

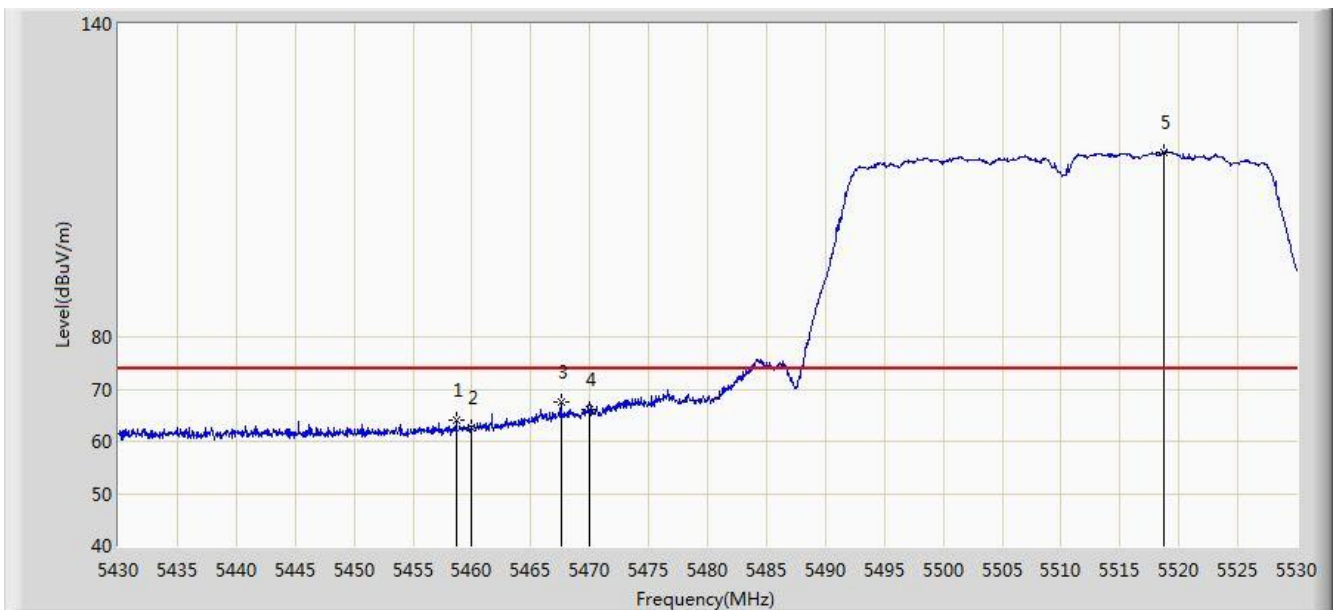


No	Flag	Mark	Frequency (MHz)	Measure Level (dBuV/m)	Reading Level (dBuV)	Margin (dB)	Limit (dBuV/m)	Factor (dB)	Type
1			5460.000	49.779	45.599	-4.221	54.000	4.180	AV
2		*	5517.650	103.099	98.775	N/A	N/A	4.324	AV

Note: Measure Level (dB $\mu$ V/m) = Reading Level (dB $\mu$ V) + Factor (dB)

Factor (dB) = Cable Loss (dB) + Antenna Factor (dB) (dB/m) - Pre\_Amplifier Gain (dB)

Site: AC1	Time: 2016/11/17 - 11:31
Limit: FCC_Part15.209_RE(3m)	Engineer: Kevin Ker
Probe: BBHA9120D_1GHz_18GHz	Polarity: Vertical
EUT: Wi-Fi AP 4x4 OD ext. antenna US	Power: AC 120V/60Hz
Test Mode: Transmit by 802.11ac-VHT40 at Channel 5510MHz Ant 2	

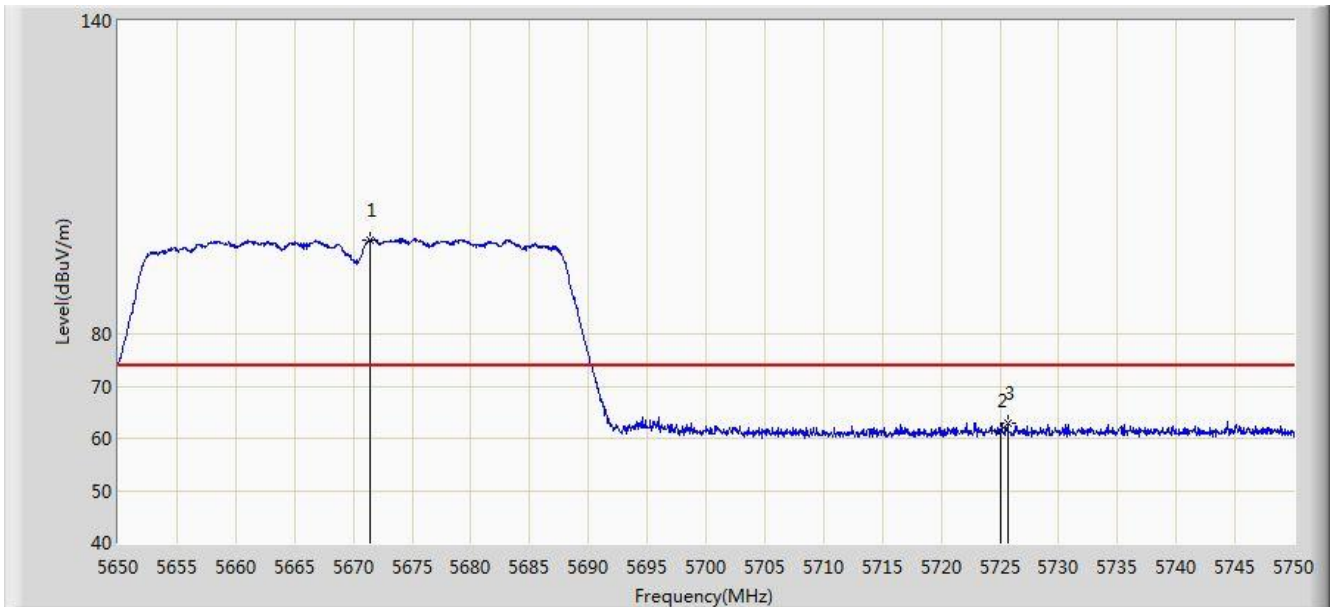


No	Flag	Mark	Frequency (MHz)	Measure Level (dBuV/m)	Reading Level (dBuV)	Margin (dB)	Limit (dBuV/m)	Factor (dB)	Type
1			5458.650	64.043	59.866	-9.957	74.000	4.178	PK
2			5460.000	62.628	58.448	-11.372	74.000	4.180	PK
3			5467.600	67.594	63.397	-6.406	74.000	4.197	PK
4			5470.000	66.158	61.956	-7.842	74.000	4.202	PK
5		*	5518.750	115.485	111.158	N/A	N/A	4.328	PK

Note: Measure Level (dB $\mu$ V/m) = Reading Level (dB $\mu$ V) + Factor (dB)

Factor (dB) = Cable Loss (dB) + Antenna Factor (dB) (dB/m) - Pre\_Amplifier Gain (dB)

Site: AC1	Time: 2016/11/06 - 18:23
Limit: FCC_Part15.209_RE(3m)	Engineer: Kevin Ker
Probe: BBHA9120D_1GHz_18GHz	Polarity: Horizontal
EUT: Wi-Fi AP 4x4 OD ext. antenna US	Power: AC 120V/60Hz
Test Mode: Transmit by 802.11ac-HT40 at Channel 5670MHz Ant 2	

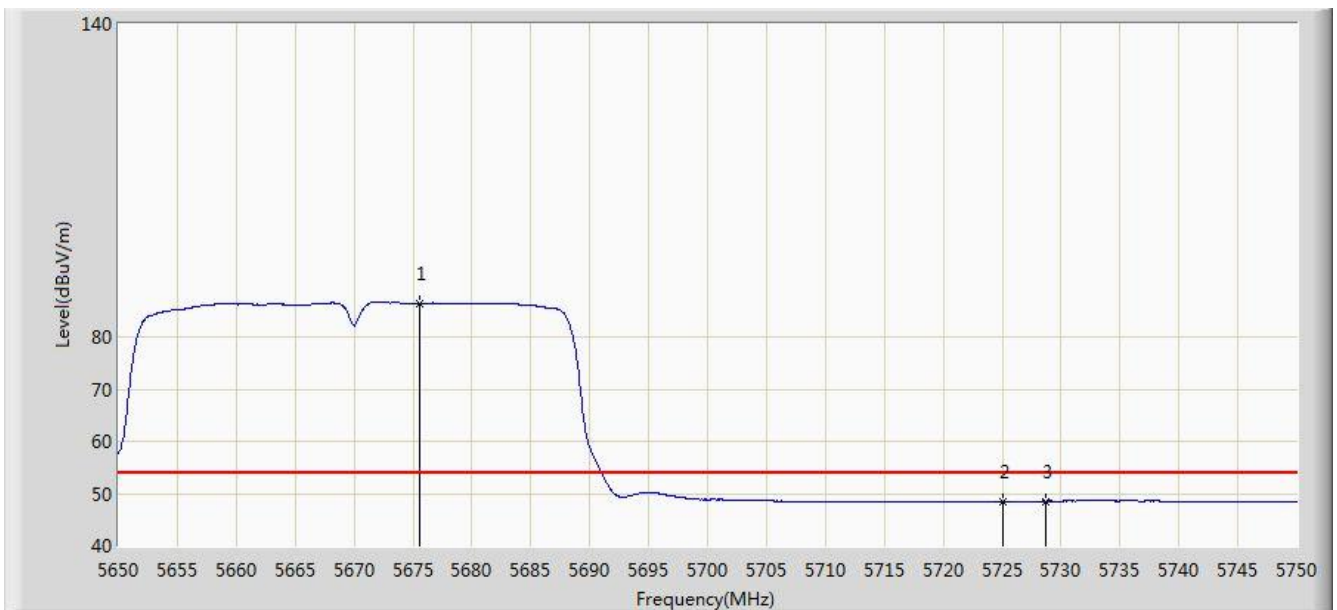


No	Flag	Mark	Frequency (MHz)	Measure Level (dBuV/m)	Reading Level (dBuV)	Margin (dB)	Limit (dBuV/m)	Factor (dB)	Type
1		*	5671.400	97.965	93.212	N/A	N/A	4.752	PK
2			5725.000	61.520	56.491	-12.480	74.000	5.029	PK
3			5725.650	62.873	57.840	-11.127	74.000	5.033	PK

Note: Measure Level (dB $\mu$ V/m) = Reading Level (dB $\mu$ V) + Factor (dB)

Factor (dB) = Cable Loss (dB) + Antenna Factor (dB) (dB/m) - Pre\_Amplifier Gain (dB)

Site: AC1	Time: 2016/11/06 - 18:25
Limit: FCC_Part15.209_RE(3m)	Engineer: Kevin Ker
Probe: BBHA9120D_1GHz_18GHz	Polarity: Horizontal
EUT: Wi-Fi AP 4x4 OD ext. antenna US	Power: AC 120V/60Hz
Test Mode: Transmit by 802.11ac-HT40 at Channel 5670MHz Ant 2	



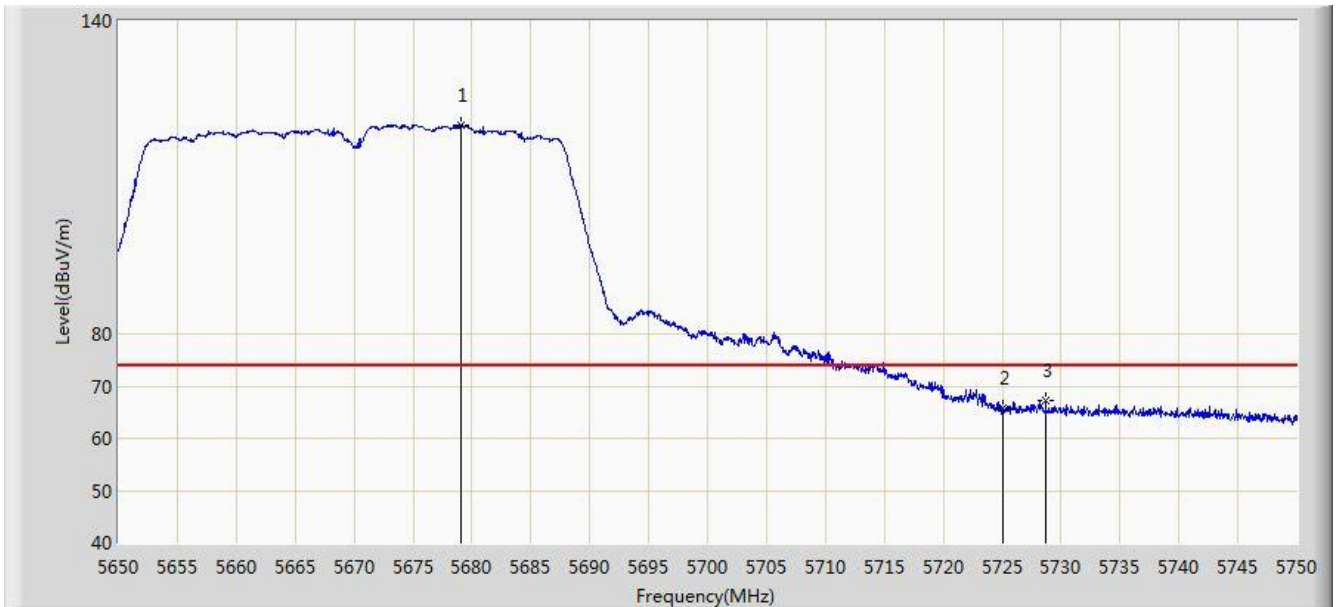
No	Flag	Mark	Frequency (MHz)	Measure Level (dBuV/m)	Reading Level (dBuV)	Margin (dB)	Limit (dBuV/m)	Factor (dB)	Type
1		*	5675.600	86.472	81.702	N/A	N/A	4.770	AV
2			5725.000	48.504	43.475	-5.496	54.000	5.029	AV
3			5728.700	48.548	43.495	-5.452	54.000	5.053	AV

Note: Measure Level (dB $\mu$ V/m) = Reading Level (dB $\mu$ V) + Factor (dB)

Factor (dB) = Cable Loss (dB) + Antenna Factor (dB) (dB/m) - Pre\_Amplifier Gain (dB)



Site: AC1	Time: 2016/11/06 - 18:22
Limit: FCC_Part15.209_RE(3m)	Engineer: Kevin Ker
Probe: BBHA9120D_1GHz_18GHz	Polarity: Vertical
EUT: Wi-Fi AP 4x4 OD ext. antenna US	Power: AC 120V/60Hz
Test Mode: Transmit by 802.11ac-HT40 at Channel 5670MHz Ant 2	

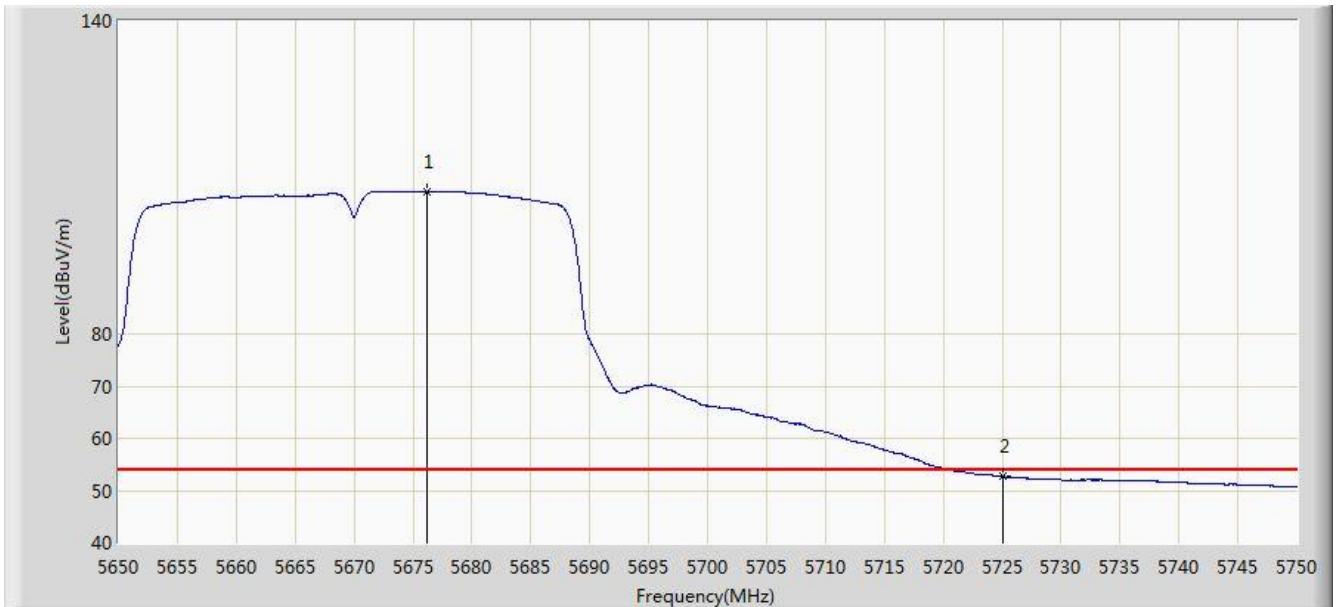


No	Flag	Mark	Frequency (MHz)	Measure Level (dBuV/m)	Reading Level (dBuV)	Margin (dB)	Limit (dBuV/m)	Factor (dB)	Type
1		*	5679.050	120.075	115.292	N/A	N/A	4.783	PK
2			5725.000	65.733	60.704	-8.267	74.000	5.029	PK
3			5728.700	67.370	62.317	-6.630	74.000	5.053	PK

Note: Measure Level (dB $\mu$ V/m) = Reading Level (dB $\mu$ V) + Factor (dB)

Factor (dB) = Cable Loss (dB) + Antenna Factor (dB) (dB/m) - Pre\_Amplifier Gain (dB)

Site: AC1	Time: 2016/11/06 - 18:19
Limit: FCC_Part15.209_RE(3m)	Engineer: Kevin Ker
Probe: BBHA9120D_1GHz_18GHz	Polarity: Vertical
EUT: Wi-Fi AP 4x4 OD ext. antenna US	Power: AC 120V/60Hz
Test Mode: Transmit by 802.11ac-HT40 at Channel 5670MHz Ant 2	

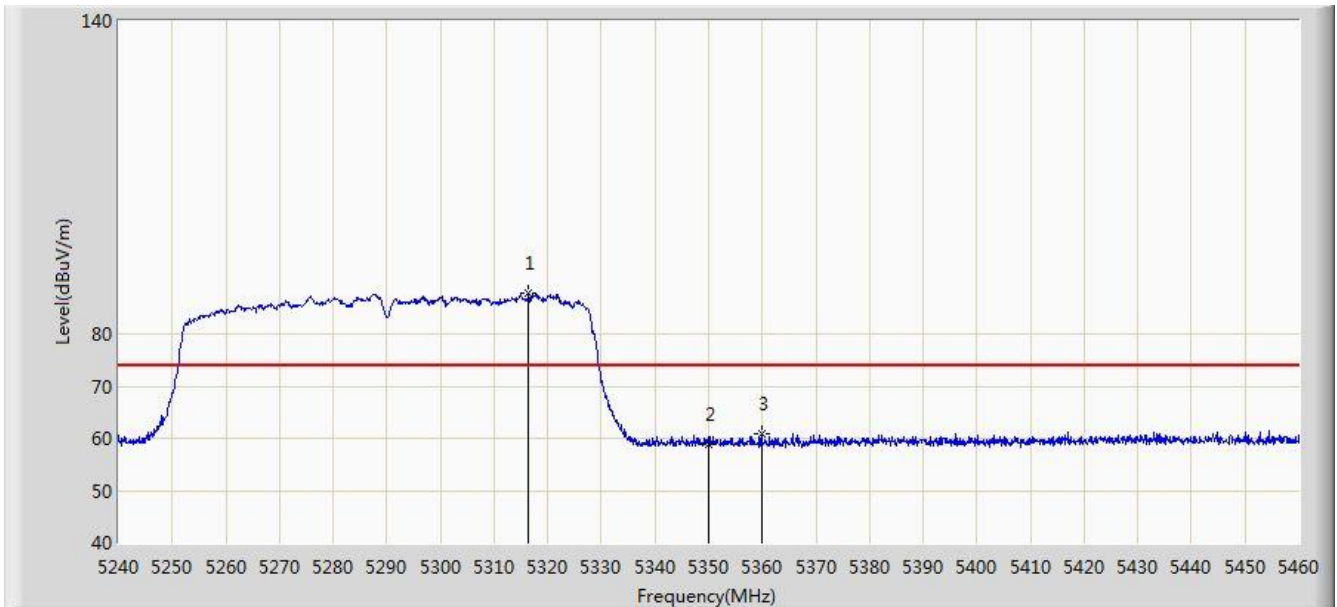


No	Flag	Mark	Frequency (MHz)	Measure Level (dBuV/m)	Reading Level (dBuV)	Margin (dB)	Limit (dBuV/m)	Factor (dB)	Type
1		*	5676.250	107.272	102.500	N/A	N/A	4.772	AV
2			5725.000	52.659	47.630	-1.341	54.000	5.029	AV

Note: Measure Level (dB $\mu$ V/m) = Reading Level (dB $\mu$ V) + Factor (dB)

Factor (dB) = Cable Loss (dB) + Antenna Factor (dB) (dB/m) - Pre\_Amplifier Gain (dB)

Site: AC1	Time: 2016/11/06 - 18:59
Limit: FCC_Part15.209_RE(3m)	Engineer: Kevin Ker
Probe: BBHA9120D_1GHz_18GHz	Polarity: Horizontal
EUT: Wi-Fi AP 4x4 OD ext. antenna US	Power: AC 120V/60Hz
Test Mode: Transmit by 802.11ac-HT80 at Channel 5290MHz Ant 2	

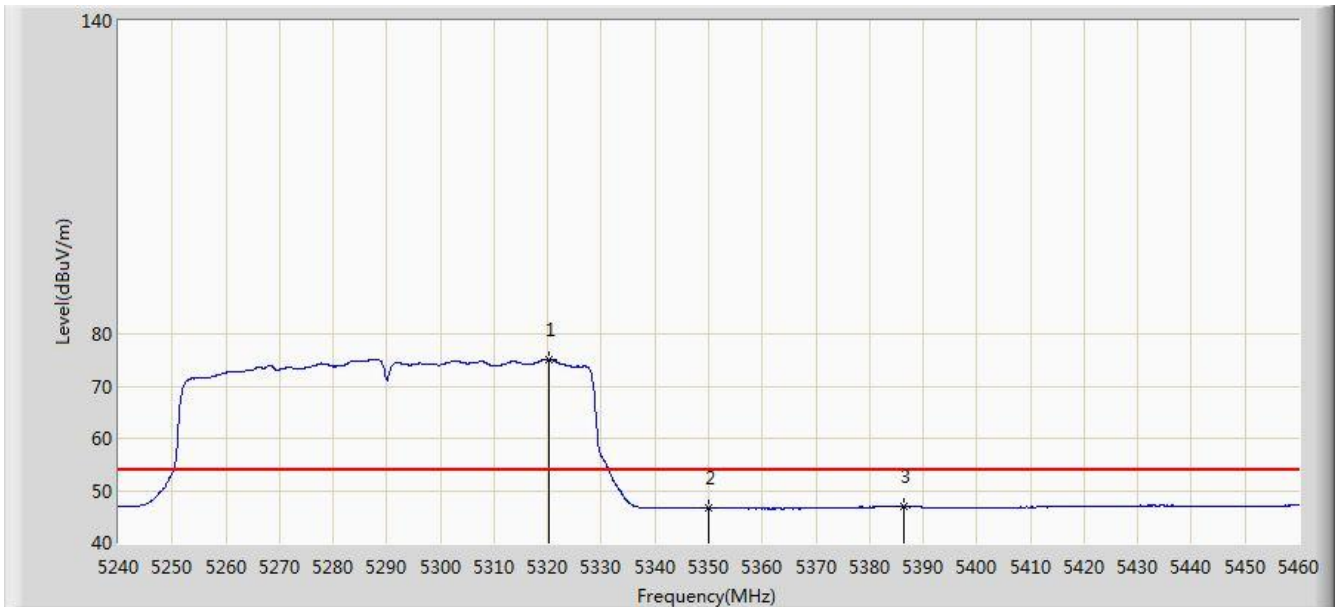


No	Flag	Mark	Frequency (MHz)	Measure Level (dBuV/m)	Reading Level (dBuV)	Margin (dB)	Limit (dBuV/m)	Factor (dB)	Type
1		*	5316.340	87.715	83.873	N/A	N/A	3.842	PK
2			5350.000	58.783	54.878	-15.217	74.000	3.904	PK
3			5359.790	60.784	56.862	-13.216	74.000	3.922	PK

Note: Measure Level (dB $\mu$ V/m) = Reading Level (dB $\mu$ V) + Factor (dB)

Factor (dB) = Cable Loss (dB) + Antenna Factor (dB) (dB/m) - Pre\_Amplifier Gain (dB)

Site: AC1	Time: 2016/11/06 - 19:00
Limit: FCC_Part15.209_RE(3m)	Engineer: Kevin Ker
Probe: BBHA9120D_1GHz_18GHz	Polarity: Horizontal
EUT: Wi-Fi AP 4x4 OD ext. antenna US	Power: AC 120V/60Hz
Test Mode: Transmit by 802.11ac-HT80 at Channel 5290MHz Ant 2	

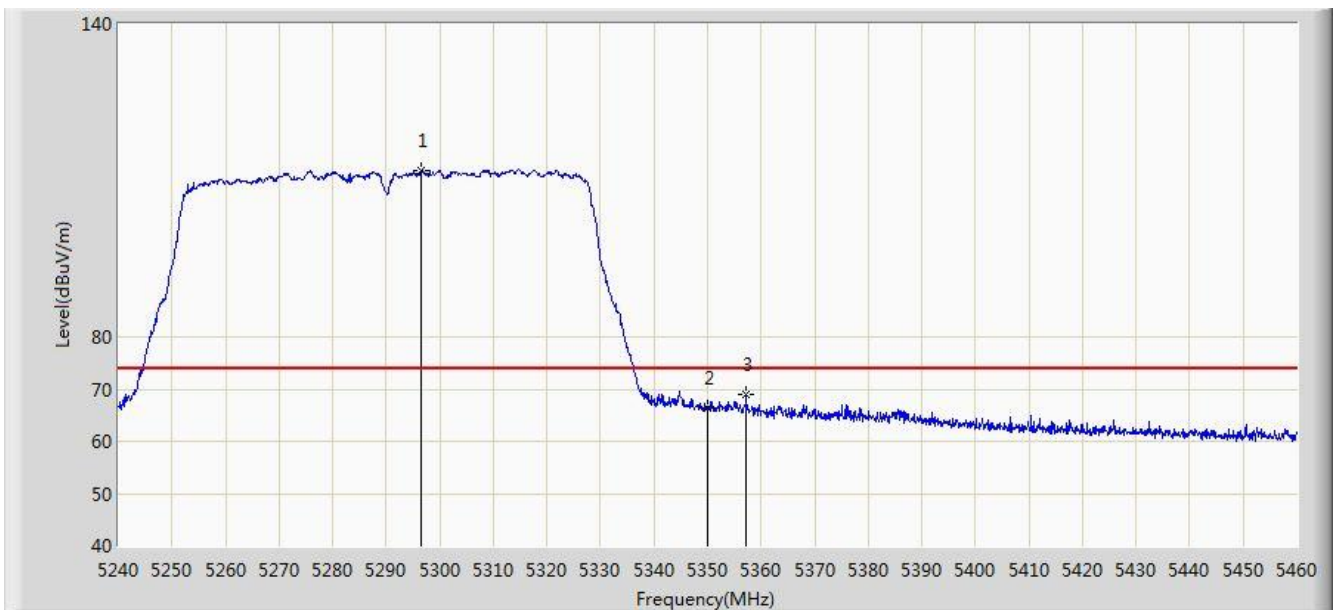


No	Flag	Mark	Frequency (MHz)	Measure Level (dBuV/m)	Reading Level (dBuV)	Margin (dB)	Limit (dBuV/m)	Factor (dB)	Type
1		*	5320.300	75.030	71.181	N/A	N/A	3.849	AV
2			5350.000	46.593	42.688	-7.407	54.000	3.904	AV
3			5386.300	46.907	42.936	-7.093	54.000	3.972	AV

Note: Measure Level (dB $\mu$ V/m) = Reading Level (dB $\mu$ V) + Factor (dB)

Factor (dB) = Cable Loss (dB) + Antenna Factor (dB) (dB/m) - Pre\_Amplifier Gain (dB)

Site: AC1	Time: 2016/11/06 - 18:54
Limit: FCC_Part15.209_RE(3m)	Engineer: Kevin Ker
Probe: BBHA9120D_1GHz_18GHz	Polarity: Vertical
EUT: Wi-Fi AP 4x4 OD ext. antenna US	Power: AC 120V/60Hz
Test Mode: Transmit by 802.11ac-HT80 at Channel 5290MHz Ant 2	

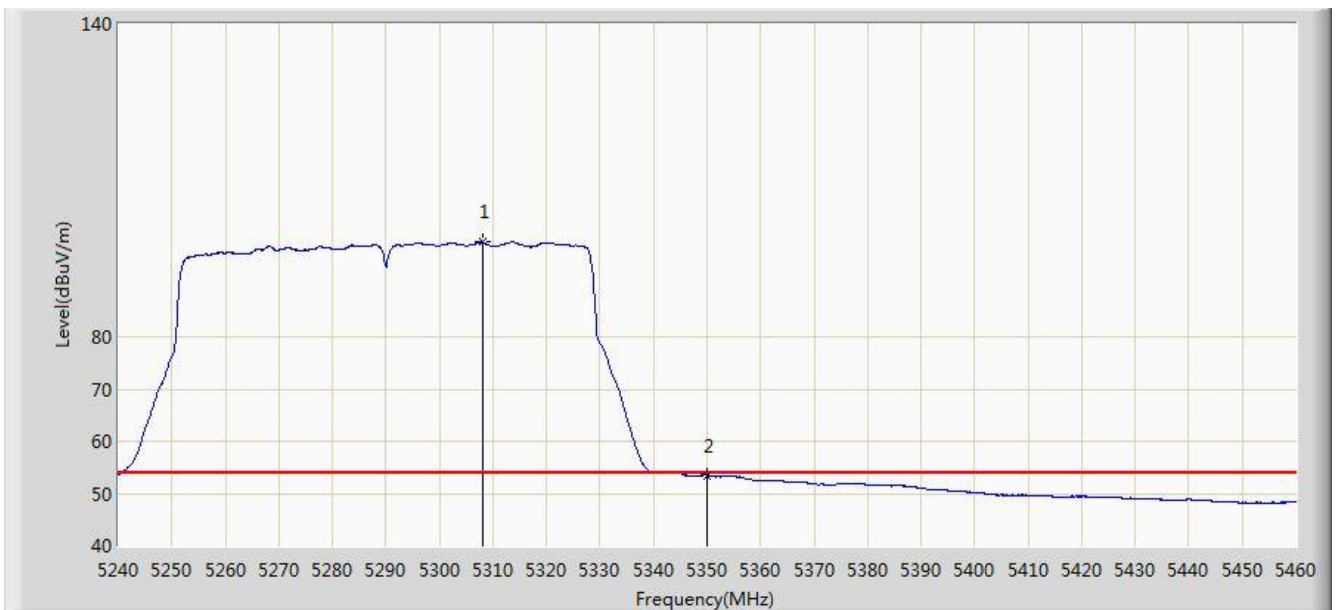


No	Flag	Mark	Frequency (MHz)	Measure Level (dBuV/m)	Reading Level (dBuV)	Margin (dB)	Limit (dBuV/m)	Factor (dB)	Type
1		*	5296.650	111.980	108.164	N/A	N/A	3.815	PK
2			5350.000	66.270	62.365	-7.730	74.000	3.904	PK
3			5357.150	68.941	65.023	-5.059	74.000	3.917	PK

Note: Measure Level (dB $\mu$ V/m) = Reading Level (dB $\mu$ V) + Factor (dB)

Factor (dB) = Cable Loss (dB) + Antenna Factor (dB) (dB/m) - Pre\_Amplifier Gain (dB)

Site: AC1	Time: 2016/11/06 - 18:51
Limit: FCC_Part15.209_RE(3m)	Engineer: Kevin Ker
Probe: BBHA9120D_1GHz_18GHz	Polarity: Vertical
EUT: Wi-Fi AP 4x4 OD ext. antenna US	Power: AC 120V/60Hz
Test Mode: Transmit by 802.11ac-HT80 at Channel 5290MHz Ant 2	

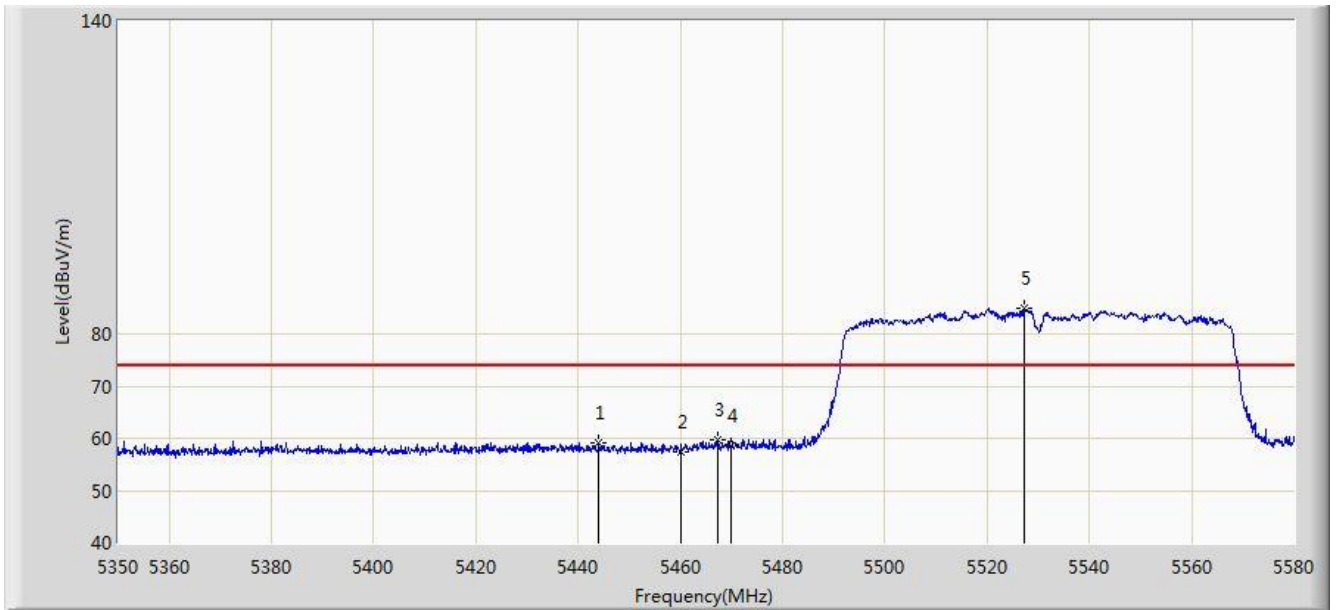


No	Flag	Mark	Frequency (MHz)	Measure Level (dBuV/m)	Reading Level (dBuV)	Margin (dB)	Limit (dBuV/m)	Factor (dB)	Type
1		*	5307.980	98.144	94.318	N/A	N/A	3.826	AV
2			5350.000	53.425	49.520	-0.575	54.000	3.904	AV

Note: Measure Level (dB $\mu$ V/m) = Reading Level (dB $\mu$ V) + Factor (dB)

Factor (dB) = Cable Loss (dB) + Antenna Factor (dB) (dB/m) - Pre\_Amplifier Gain (dB)

Site: AC1	Time: 2016/11/17 - 11:42
Limit: FCC_Part15.209_RE(3m)	Engineer: Kevin Ker
Probe: BBHA9120D_1GHz_18GHz	Polarity: Horizontal
EUT: Wi-Fi AP 4x4 OD ext. antenna US	Power: AC 120V/60Hz
Test Mode: Transmit by 802.11ac-VHT80 at Channel 5530MHz Ant 2	

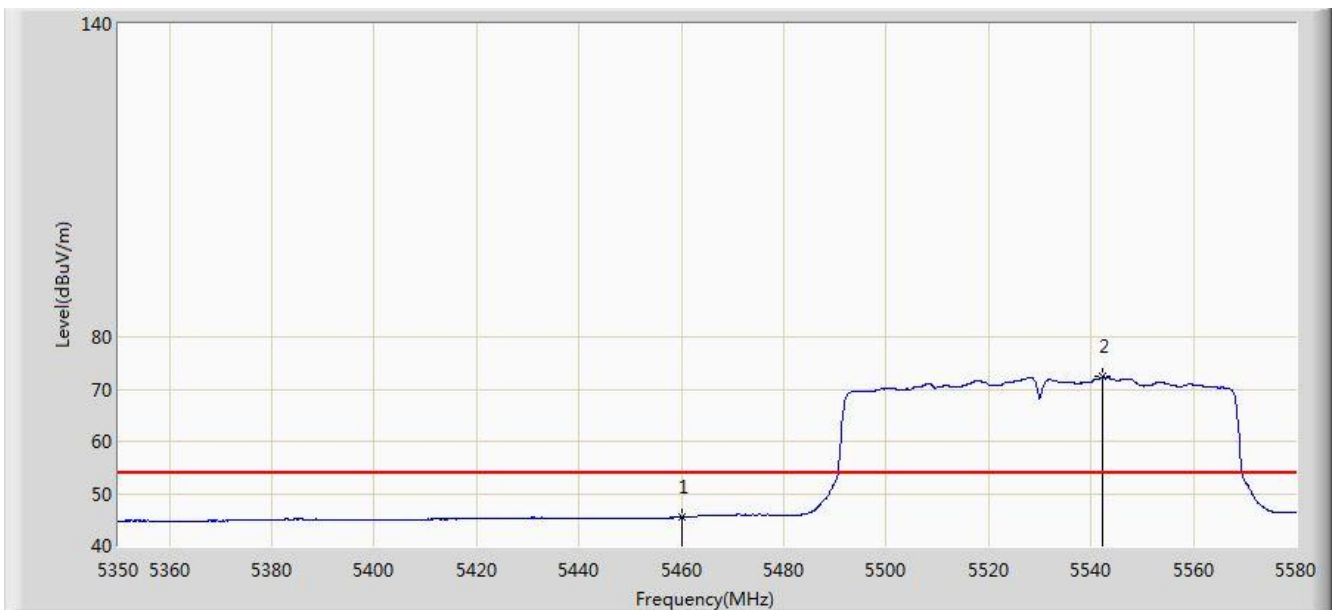


No	Flag	Mark	Frequency (MHz)	Measure Level (dBuV/m)	Reading Level (dBuV)	Margin (dB)	Limit (dBuV/m)	Factor (dB)	Type
1			5444.070	59.256	55.120	-14.744	74.000	4.137	PK
2			5460.000	57.531	53.351	-16.469	74.000	4.180	PK
3			5467.185	59.684	55.488	-14.316	74.000	4.196	PK
4			5470.000	58.412	54.210	-15.588	74.000	4.202	PK
5		*	5527.330	84.833	80.480	N/A	N/A	4.353	PK

Note: Measure Level (dB $\mu$ V/m) = Reading Level (dB $\mu$ V) + Factor (dB)

Factor (dB) = Cable Loss (dB) + Antenna Factor (dB) (dB/m) - Pre\_Amplifier Gain (dB)

Site: AC1	Time: 2016/11/17 - 11:44
Limit: FCC_Part15.209_RE(3m)	Engineer: Kevin Ker
Probe: BBHA9120D_1GHz_18GHz	Polarity: Horizontal
EUT: Wi-Fi AP 4x4 OD ext. antenna US	Power: AC 120V/60Hz
Test Mode: Transmit by 802.11ac-VHT80 at Channel 5530MHz Ant 2	



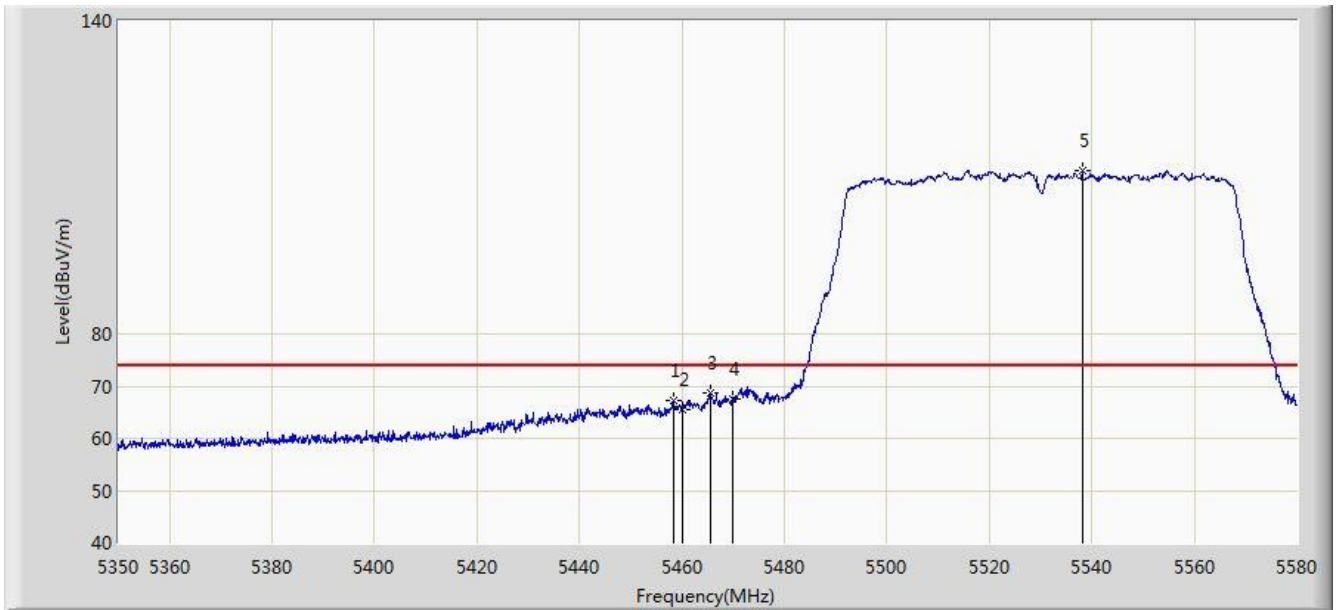
No	Flag	Mark	Frequency (MHz)	Measure Level (dBuV/m)	Reading Level (dBuV)	Margin (dB)	Limit (dBuV/m)	Factor (dB)	Type
1			5460.000	45.426	41.246	-8.574	54.000	4.180	AV
2		*	5542.280	72.337	67.940	N/A	N/A	4.398	AV

Note: Measure Level (dB $\mu$ V/m) = Reading Level (dB $\mu$ V) + Factor (dB)

Factor (dB) = Cable Loss (dB) + Antenna Factor (dB) (dB/m) - Pre\_Amplifier Gain (dB)



Site: AC1	Time: 2016/11/17 - 11:38
Limit: FCC_Part15.209_RE(3m)	Engineer: Kevin Ker
Probe: BBHA9120D_1GHz_18GHz	Polarity: Vertical
EUT: Wi-Fi AP 4x4 OD ext. antenna US	Power: AC 120V/60Hz
Test Mode: Transmit by 802.11ac-VHT80 at Channel 5530MHz Ant 2	

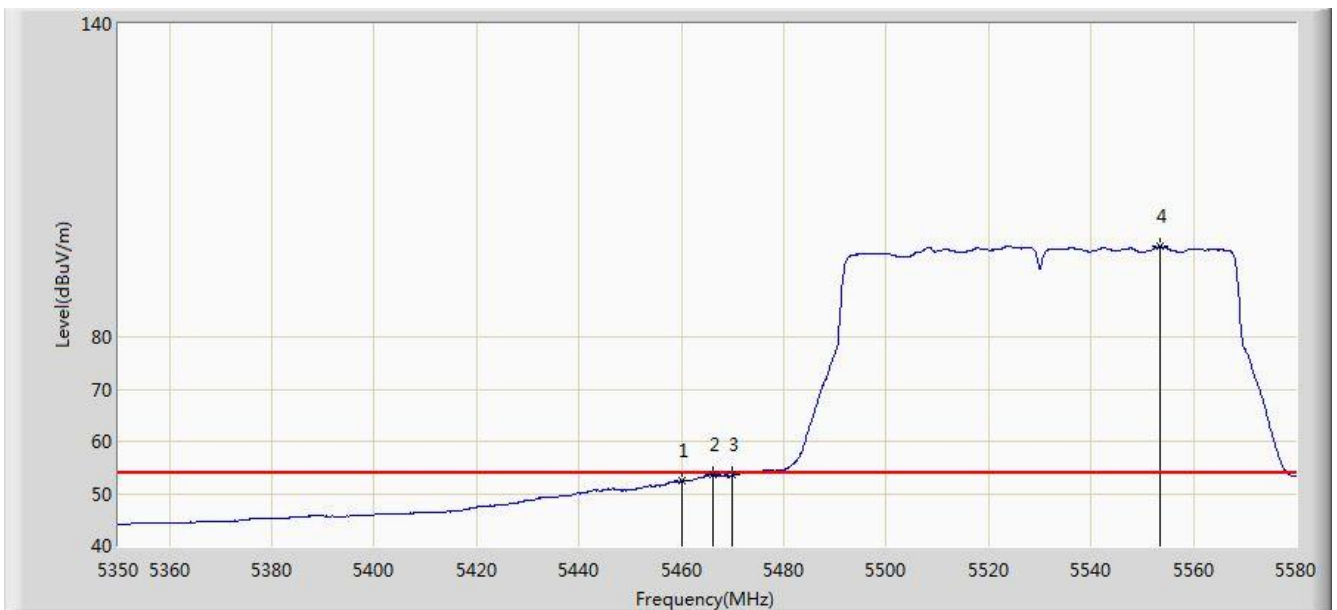


No	Flag	Mark	Frequency (MHz)	Measure Level (dBuV/m)	Reading Level (dBuV)	Margin (dB)	Limit (dBuV/m)	Factor (dB)	Type
1			5458.330	67.206	63.029	-6.794	74.000	4.177	PK
2			5460.000	65.465	61.285	-8.535	74.000	4.180	PK
3			5465.575	68.665	64.473	-5.335	74.000	4.193	PK
4			5470.000	67.599	63.397	-6.401	74.000	4.202	PK
5		*	5538.140	111.385	106.999	N/A	N/A	4.386	PK

Note: Measure Level (dB $\mu$ V/m) = Reading Level (dB $\mu$ V) + Factor (dB)

Factor (dB) = Cable Loss (dB) + Antenna Factor (dB) (dB/m) - Pre\_Amplifier Gain (dB)

Site: AC1	Time: 2016/11/17 - 11:40
Limit: FCC_Part15.209_RE(3m)	Engineer: Kevin Ker
Probe: BBHA9120D_1GHz_18GHz	Polarity: Vertical
EUT: Wi-Fi AP 4x4 OD ext. antenna US	Power: AC 120V/60Hz
Test Mode: Transmit by 802.11ac-VHT80 at Channel 5530MHz Ant 2	

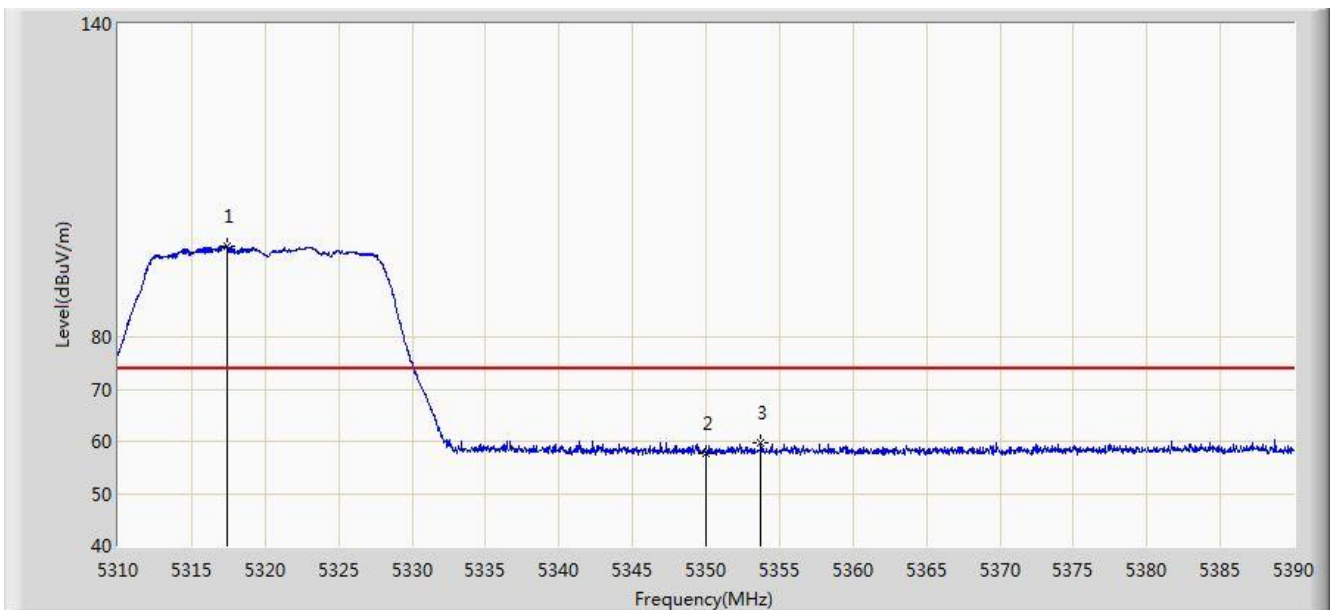


No	Flag	Mark	Frequency (MHz)	Measure Level (dBuV/m)	Reading Level (dBuV)	Margin (dB)	Limit (dBuV/m)	Factor (dB)	Type
1			5460.000	52.385	48.205	-1.615	54.000	4.180	AV
2			5466.150	53.568	49.374	-0.432	54.000	4.193	AV
3			5470.000	53.546	49.344	-0.454	54.000	4.202	AV
4		*	5553.435	97.327	92.900	N/A	N/A	4.427	AV

Note: Measure Level (dB $\mu$ V/m) = Reading Level (dB $\mu$ V) + Factor (dB)

Factor (dB) = Cable Loss (dB) + Antenna Factor (dB) (dB/m) - Pre\_Amplifier Gain (dB)

Site: AC1	Time: 2016/11/10 - 20:43
Limit: FCC_Part15.209_RE(3m)	Engineer: Kevin Ker
Probe: BBHA9120D_1GHz_18GHz	Polarity: Horizontal
EUT: Wi-Fi AP 4x4 OD ext. antenna US	Power: AC 120V/60Hz
Test Mode: Transmit by 802.11a at Channel 5320MHz Ant 3	

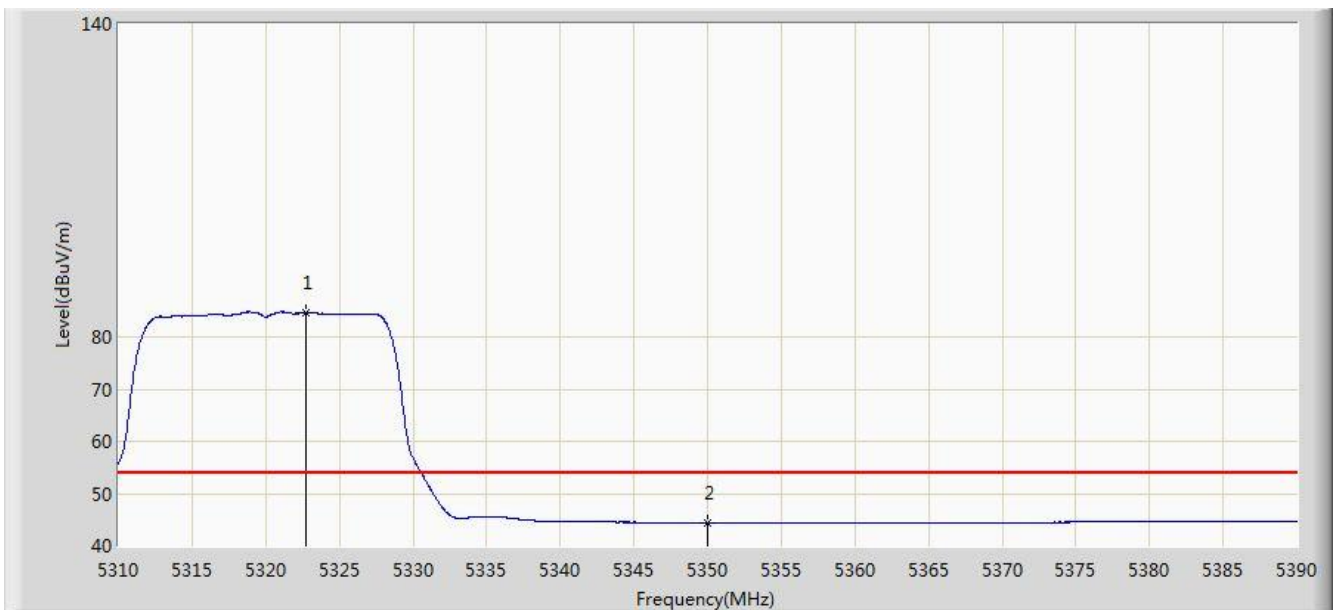


No	Flag	Mark	Frequency (MHz)	Measure Level (dBuV/m)	Reading Level (dBuV)	Margin (dB)	Limit (dBuV/m)	Factor (dB)	Type
1		*	5317.440	97.440	93.596	N/A	N/A	3.844	PK
2			5350.000	57.801	53.896	-16.199	74.000	3.904	PK
3			5353.720	59.748	55.837	-14.252	74.000	3.911	PK

Note: Measure Level (dB $\mu$ V/m) = Reading Level (dB $\mu$ V) + Factor (dB)

Factor (dB) = Cable Loss (dB) + Antenna Factor (dB) (dB/m) - Pre\_Amplifier Gain (dB)

Site: AC1	Time: 2016/11/10 - 20:49
Limit: FCC_Part15.209_RE(3m)	Engineer: Kevin Ker
Probe: BBHA9120D_1GHz_18GHz	Polarity: Horizontal
EUT: Wi-Fi AP 4x4 OD ext. antenna US	Power: AC 120V/60Hz
Test Mode: Transmit by 802.11a at Channel 5320MHz Ant 3	

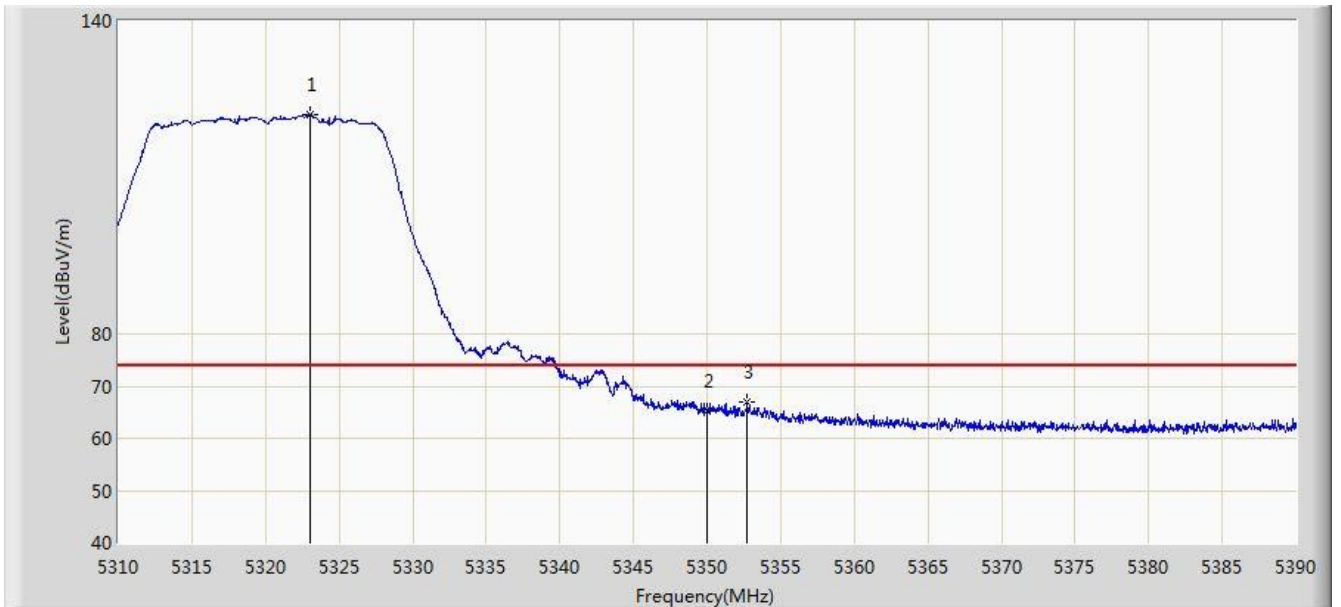


No	Flag	Mark	Frequency (MHz)	Measure Level (dBuV/m)	Reading Level (dBuV)	Margin (dB)	Limit (dBuV/m)	Factor (dB)	Type
1		*	5322.760	84.622	80.768	N/A	N/A	3.854	AV
2			5350.000	44.388	40.483	-9.612	54.000	3.904	AV

Note: Measure Level (dB $\mu$ V/m) = Reading Level (dB $\mu$ V) + Factor (dB)

Factor (dB) = Cable Loss (dB) + Antenna Factor (dB) (dB/m) - Pre\_Amplifier Gain (dB)

Site: AC1	Time: 2016/11/10 - 20:42
Limit: FCC_Part15.209_RE(3m)	Engineer: Kevin Ker
Probe: BBHA9120D_1GHz_18GHz	Polarity: Vertical
EUT: Wi-Fi AP 4x4 OD ext. antenna US	Power: AC 120V/60Hz
Test Mode: Transmit by 802.11a at Channel 5320MHz Ant 3	

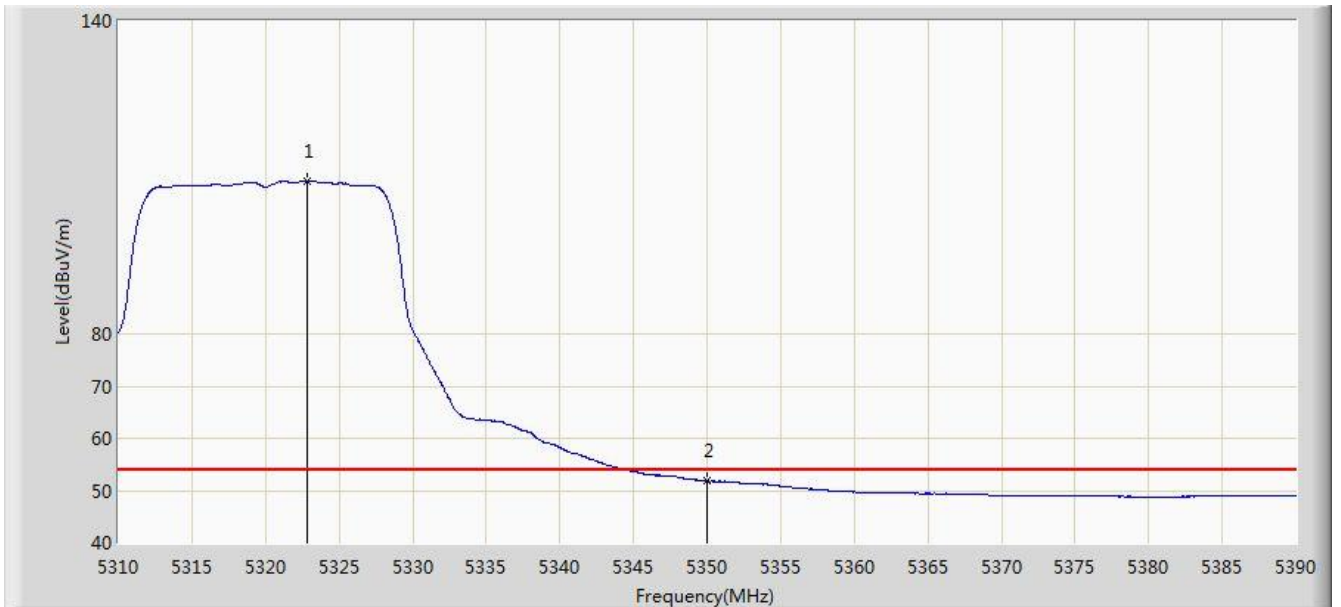


No	Flag	Mark	Frequency (MHz)	Measure Level (dBuV/m)	Reading Level (dBuV)	Margin (dB)	Limit (dBuV/m)	Factor (dB)	Type
1		*	5323.040	122.028	118.174	N/A	N/A	3.855	PK
2			5350.000	65.298	61.393	-8.702	74.000	3.904	PK
3			5352.720	67.002	63.092	-6.998	74.000	3.910	PK

Note: Measure Level (dB $\mu$ V/m) = Reading Level (dB $\mu$ V) + Factor (dB)

Factor (dB) = Cable Loss (dB) + Antenna Factor (dB) (dB/m) - Pre\_Amplifier Gain (dB)

Site: AC1	Time: 2016/11/10 - 20:36
Limit: FCC_Part15.209_RE(3m)	Engineer: Kevin Ker
Probe: BBHA9120D_1GHz_18GHz	Polarity: Vertical
EUT: Wi-Fi AP 4x4 OD ext. antenna US	Power: AC 120V/60Hz
Test Mode: Transmit by 802.11a at Channel 5320MHz Ant 3	

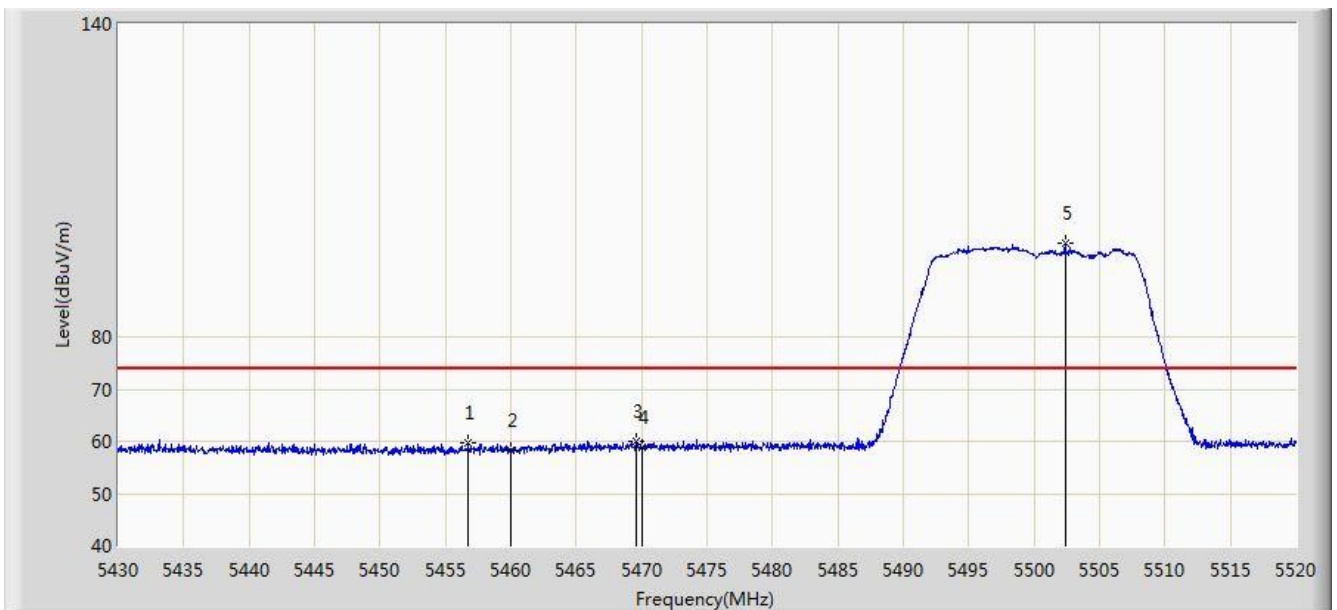


No	Flag	Mark	Frequency (MHz)	Measure Level (dBuV/m)	Reading Level (dBuV)	Margin (dB)	Limit (dBuV/m)	Factor (dB)	Type
1	X	*	5322.880	109.218	105.364	N/A	N/A	3.854	AV
2			5350.000	51.779	47.874	-2.221	54.000	3.904	AV

Note: Measure Level (dB $\mu$ V/m) = Reading Level (dB $\mu$ V) + Factor (dB)

Factor (dB) = Cable Loss (dB) + Antenna Factor (dB) (dB/m) - Pre\_Amplifier Gain (dB)

Site: AC1	Time: 2016/11/17 - 12:40
Limit: FCC_Part15.209_RE(3m)	Engineer: Kevin Ker
Probe: BBHA9120D_1GHz_18GHz	Polarity: Horizontal
EUT: Wi-Fi AP 4x4 OD ext. antenna US	Power: AC 120V/60Hz
Test Mode: Transmit by 802.11a at Channel 5500MHz Ant 3	

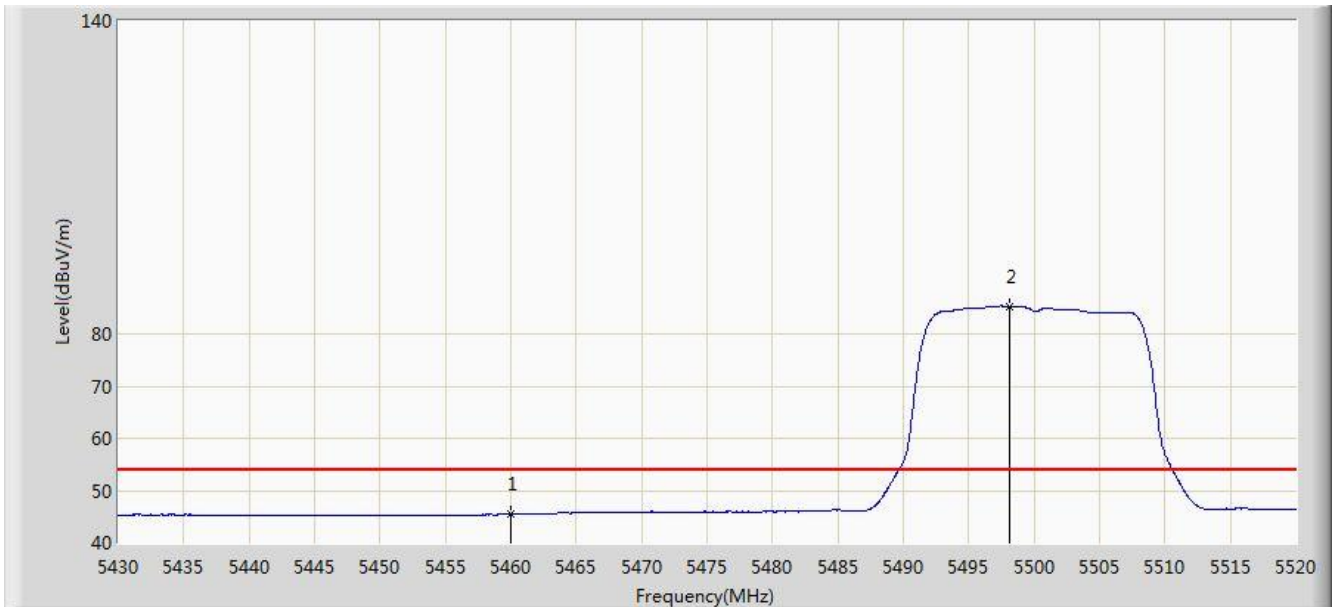


No	Flag	Mark	Frequency (MHz)	Measure Level (dBuV/m)	Reading Level (dBuV)	Margin (dB)	Limit (dBuV/m)	Factor (dB)	Type
1			5456.775	59.673	55.500	-14.327	74.000	4.173	PK
2			5460.000	58.398	54.218	-15.602	74.000	4.180	PK
3			5469.600	60.086	55.885	-13.914	74.000	4.202	PK
4			5470.000	58.973	54.771	-15.027	74.000	4.202	PK
5		*	5502.360	98.077	93.798	N/A	N/A	4.278	PK

Note: Measure Level (dB $\mu$ V/m) = Reading Level (dB $\mu$ V) + Factor (dB)

Factor (dB) = Cable Loss (dB) + Antenna Factor (dB) (dB/m) - Pre\_Amplifier Gain (dB)

Site: AC1	Time: 2016/11/17 - 12:44
Limit: FCC_Part15.209_RE(3m)	Engineer: Kevin Ker
Probe: BBHA9120D_1GHz_18GHz	Polarity: Horizontal
EUT: Wi-Fi AP 4x4 OD ext. antenna US	Power: AC 120V/60Hz
Test Mode: Transmit by 802.11a at Channel 5500MHz Ant 3	



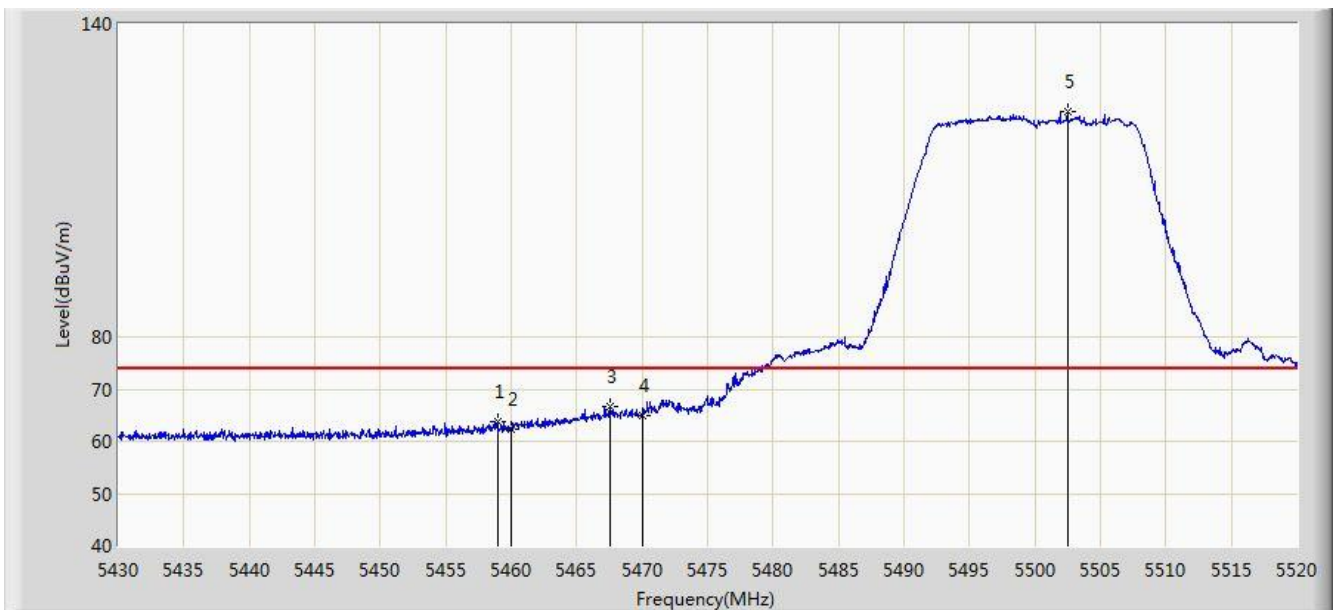
No	Flag	Mark	Frequency (MHz)	Measure Level (dBuV/m)	Reading Level (dBuV)	Margin (dB)	Limit (dBuV/m)	Factor (dB)	Type
1			5460.000	45.438	41.258	-8.562	54.000	4.180	AV
2		*	5498.130	85.250	80.983	N/A	N/A	4.267	AV

Note: Measure Level (dB $\mu$ V/m) = Reading Level (dB $\mu$ V) + Factor (dB)

Factor (dB) = Cable Loss (dB) + Antenna Factor (dB) (dB/m) - Pre\_Amplifier Gain (dB)



Site: AC1	Time: 2016/11/17 - 12:36
Limit: FCC_Part15.209_RE(3m)	Engineer: Kevin Ker
Probe: BBHA9120D_1GHz_18GHz	Polarity: Vertical
EUT: Wi-Fi AP 4x4 OD ext. antenna US	Power: AC 120V/60Hz
Test Mode: Transmit by 802.11a at Channel 5500MHz Ant 3	

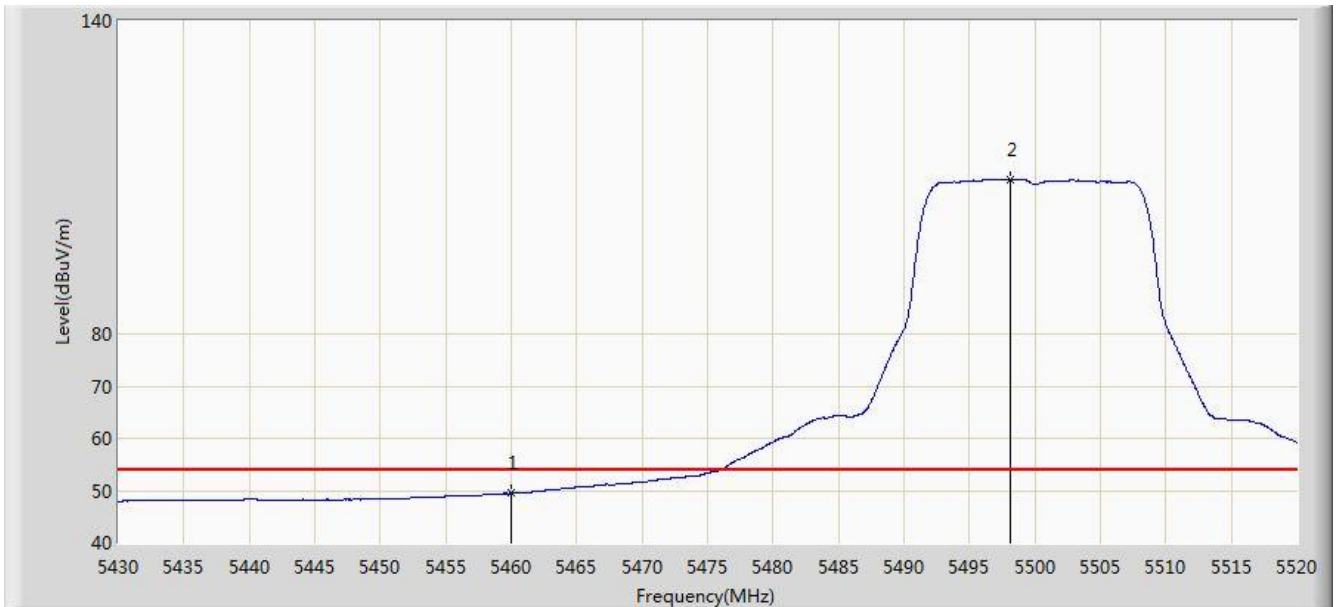


No	Flag	Mark	Frequency (MHz)	Measure Level (dBuV/m)	Reading Level (dBuV)	Margin (dB)	Limit (dBuV/m)	Factor (dB)	Type
1			5458.935	63.782	59.604	-10.218	74.000	4.178	PK
2			5460.000	62.244	58.064	-11.756	74.000	4.180	PK
3			5467.575	66.699	62.502	-7.301	74.000	4.197	PK
4			5470.000	64.945	60.743	-9.055	74.000	4.202	PK
5		*	5502.495	123.198	118.919	N/A	N/A	4.278	PK

Note: Measure Level (dB $\mu$ V/m) = Reading Level (dB $\mu$ V) + Factor (dB)

Factor (dB) = Cable Loss (dB) + Antenna Factor (dB) (dB/m) - Pre\_Amplifier Gain (dB)

Site: AC1	Time: 2016/11/17 - 12:40
Limit: FCC_Part15.209_RE(3m)	Engineer: Kevin Ker
Probe: BBHA9120D_1GHz_18GHz	Polarity: Vertical
EUT: Wi-Fi AP 4x4 OD ext. antenna US	Power: AC 120V/60Hz
Test Mode: Transmit by 802.11a at Channel 5500MHz Ant 3	

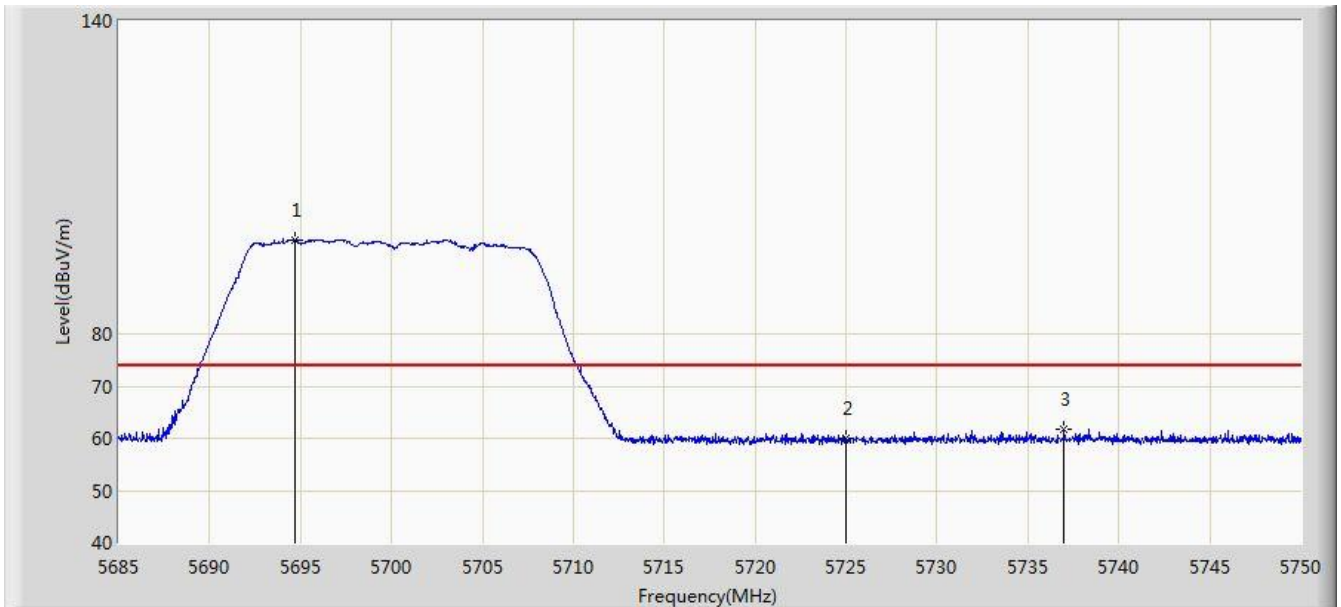


No	Flag	Mark	Frequency (MHz)	Measure Level (dBuV/m)	Reading Level (dBuV)	Margin (dB)	Limit (dBuV/m)	Factor (dB)	Type
1			5460.000	49.430	45.250	-4.570	54.000	4.180	AV
2	X	*	5498.130	109.495	105.228	N/A	N/A	4.267	AV

Note: Measure Level (dB $\mu$ V/m) = Reading Level (dB $\mu$ V) + Factor (dB)

Factor (dB) = Cable Loss (dB) + Antenna Factor (dB) (dB/m) - Pre\_Amplifier Gain (dB)

Site: AC1	Time: 2016/11/10 - 21:40
Limit: FCC_Part15.209_RE(3m)	Engineer: Kevin Ker
Probe: BBHA9120D_1GHz_18GHz	Polarity: Horizontal
EUT: Wi-Fi AP 4x4 OD ext. antenna US	Power: AC 120V/60Hz
Test Mode: Transmit by 802.11a at Channel 5700MHz Ant 3	

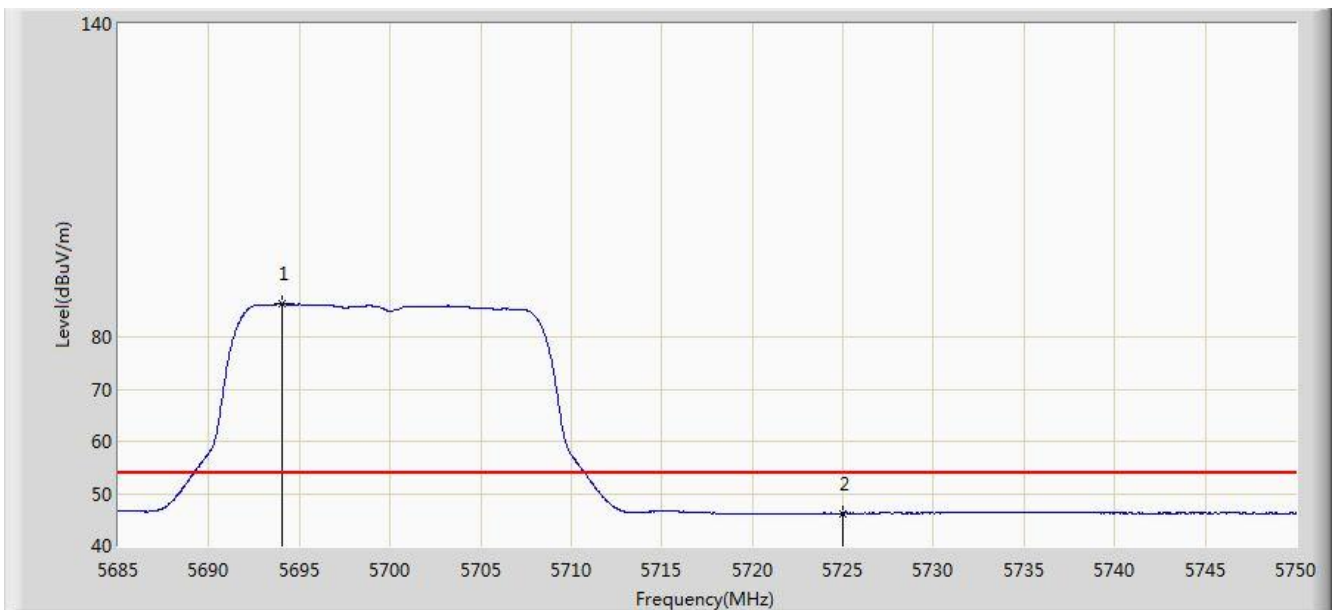


No	Flag	Mark	Frequency (MHz)	Measure Level (dBuV/m)	Reading Level (dBuV)	Margin (dB)	Limit (dBuV/m)	Factor (dB)	Type
1		*	5694.685	98.020	93.170	N/A	N/A	4.850	PK
2			5725.000	60.039	55.010	-13.961	74.000	5.029	PK
3			5737.000	61.620	56.515	-12.380	74.000	5.105	PK

Note: Measure Level (dB $\mu$ V/m) = Reading Level (dB $\mu$ V) + Factor (dB)

Factor (dB) = Cable Loss (dB) + Antenna Factor (dB) (dB/m) - Pre\_Amplifier Gain (dB)

Site: AC1	Time: 2016/11/10 - 21:43
Limit: FCC_Part15.209_RE(3m)	Engineer: Kevin Ker
Probe: BBHA9120D_1GHz_18GHz	Polarity: Horizontal
EUT: Wi-Fi AP 4x4 OD ext. antenna US	Power: AC 120V/60Hz
Test Mode: Transmit by 802.11a at Channel 5700MHz Ant 3	

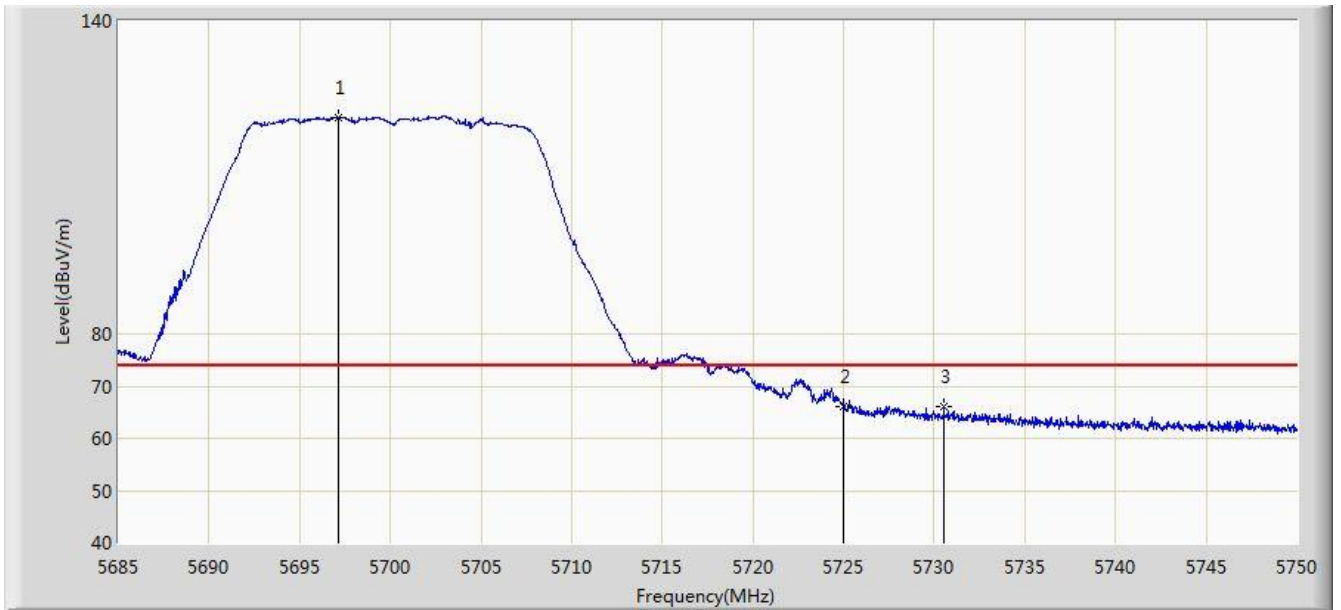


No	Flag	Mark	Frequency (MHz)	Measure Level (dBuV/m)	Reading Level (dBuV)	Margin (dB)	Limit (dBuV/m)	Factor (dB)	Type
1		*	5694.067	86.311	81.464	N/A	N/A	4.847	AV
2			5725.000	46.223	41.194	-7.777	54.000	5.029	AV

Note: Measure Level (dB $\mu$ V/m) = Reading Level (dB $\mu$ V) + Factor (dB)

Factor (dB) = Cable Loss (dB) + Antenna Factor (dB) (dB/m) - Pre\_Amplifier Gain (dB)

Site: AC1	Time: 2016/11/10 - 21:39
Limit: FCC_Part15.209_RE(3m)	Engineer: Kevin Ker
Probe: BBHA9120D_1GHz_18GHz	Polarity: Vertical
EUT: Wi-Fi AP 4x4 OD ext. antenna US	Power: AC 120V/60Hz
Test Mode: Transmit by 802.11a at Channel 5700MHz Ant 3	

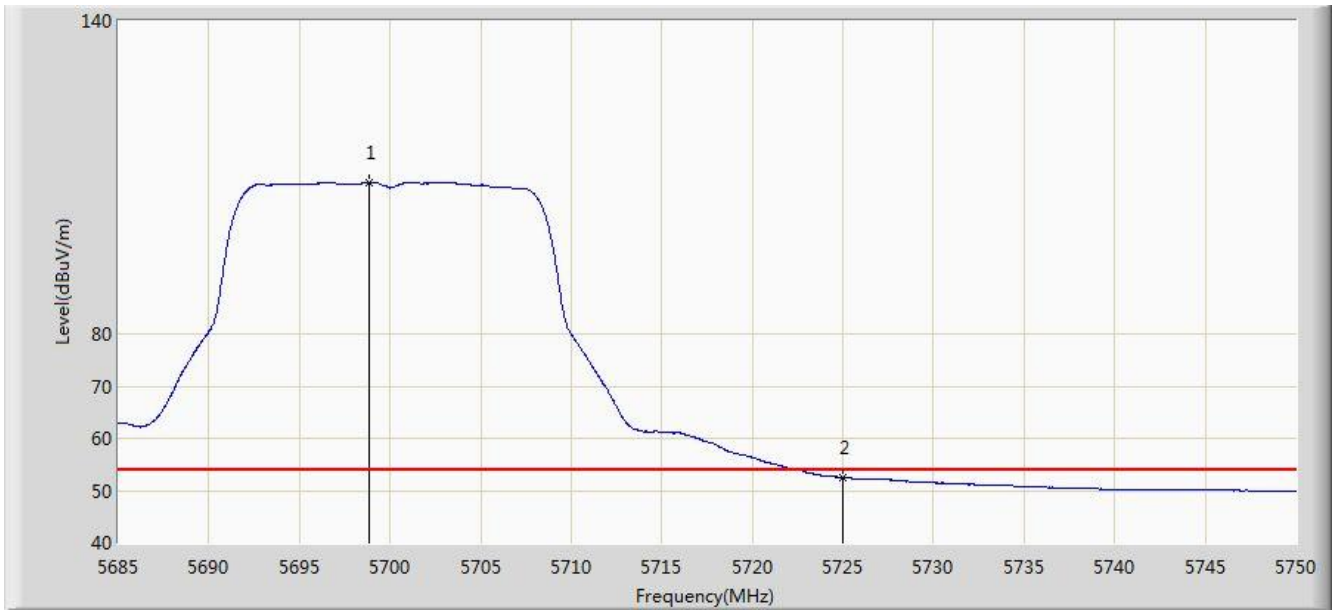


No	Flag	Mark	Frequency (MHz)	Measure Level (dBuV/m)	Reading Level (dBuV)	Margin (dB)	Limit (dBuV/m)	Factor (dB)	Type
1		*	5697.123	121.524	116.661	N/A	N/A	4.863	PK
2			5725.000	65.971	60.942	-8.029	74.000	5.029	PK
3			5730.533	66.003	60.939	-7.997	74.000	5.064	PK

Note: Measure Level (dB $\mu$ V/m) = Reading Level (dB $\mu$ V) + Factor (dB)

Factor (dB) = Cable Loss (dB) + Antenna Factor (dB) (dB/m) - Pre\_Amplifier Gain (dB)

Site: AC1	Time: 2016/11/10 - 21:38
Limit: FCC_Part15.209_RE(3m)	Engineer: Kevin Ker
Probe: BBHA9120D_1GHz_18GHz	Polarity: Vertical
EUT: Wi-Fi AP 4x4 OD ext. antenna US	Power: AC 120V/60Hz
Test Mode: Transmit by 802.11a at Channel 5700MHz Ant 3	

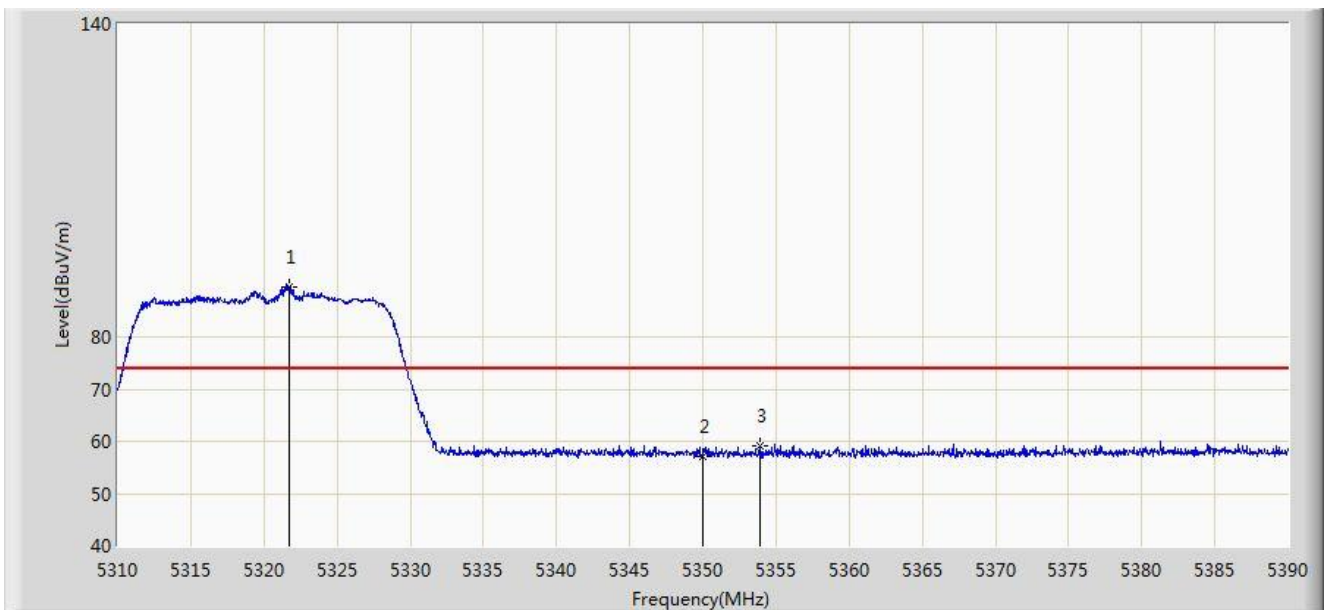


No	Flag	Mark	Frequency (MHz)	Measure Level (dBuV/m)	Reading Level (dBuV)	Margin (dB)	Limit (dBuV/m)	Factor (dB)	Type
1	X	*	5698.877	109.108	104.236	N/A	N/A	4.872	AV
2			5725.000	52.481	47.452	-1.519	54.000	5.029	AV

Note: Measure Level (dB $\mu$ V/m) = Reading Level (dB $\mu$ V) + Factor (dB)

Factor (dB) = Cable Loss (dB) + Antenna Factor (dB) (dB/m) - Pre\_Amplifier Gain (dB)

Site: AC1	Time: 2016/11/10 - 22:10
Limit: FCC_Part15.209_RE(3m)	Engineer: Kevin Ker
Probe: BBHA9120D_1GHz_18GHz	Polarity: Horizontal
EUT: Wi-Fi AP 4x4 OD ext. antenna US	Power: AC 120V/60Hz
Test Mode: Transmit by 802.11n-HT20 at Channel 5320MHz Ant 3	

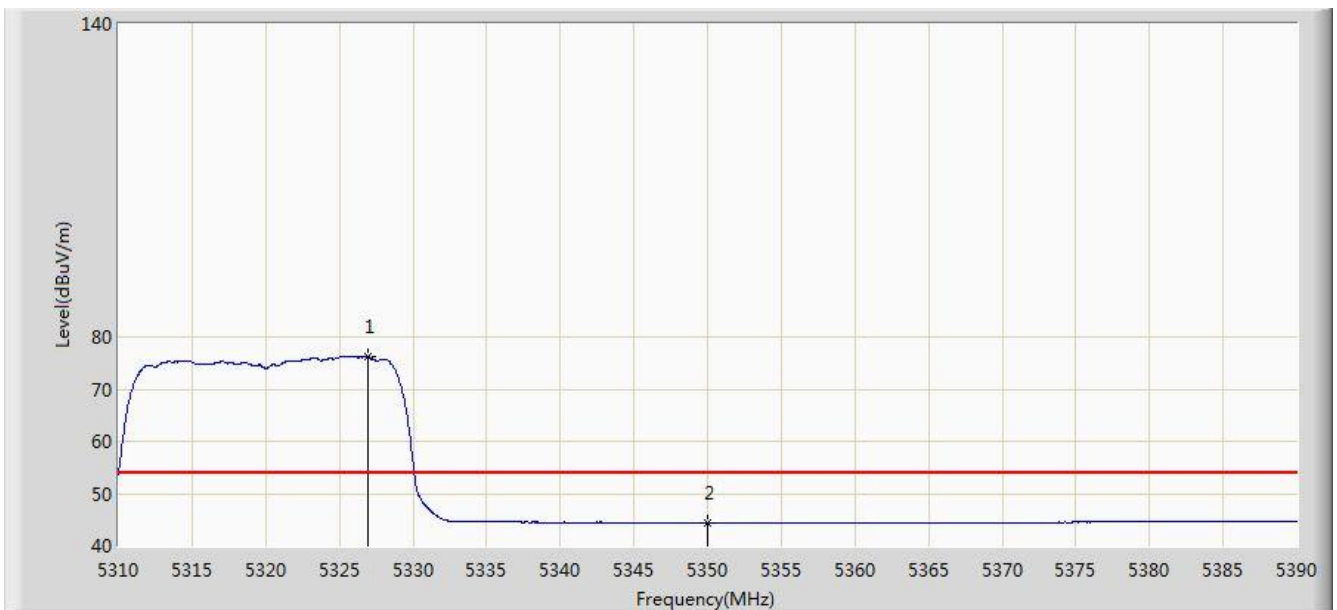


No	Flag	Mark	Frequency (MHz)	Measure Level (dBuV/m)	Reading Level (dBuV)	Margin (dB)	Limit (dBuV/m)	Factor (dB)	Type
1		*	5321.760	89.676	85.824	N/A	N/A	3.852	PK
2			5350.000	57.191	53.286	-16.809	74.000	3.904	PK
3			5353.880	59.195	55.283	-14.805	74.000	3.912	PK

Note: Measure Level (dB $\mu$ V/m) = Reading Level (dB $\mu$ V) + Factor (dB)

Factor (dB) = Cable Loss (dB) + Antenna Factor (dB) (dB/m) - Pre\_Amplifier Gain (dB)

Site: AC1	Time: 2016/11/10 - 22:12
Limit: FCC_Part15.209_RE(3m)	Engineer: Kevin Ker
Probe: BBHA9120D_1GHz_18GHz	Polarity: Horizontal
EUT: Wi-Fi AP 4x4 OD ext. antenna US	Power: AC 120V/60Hz
Test Mode: Transmit by 802.11n-HT20 at Channel 5320MHz Ant 3	



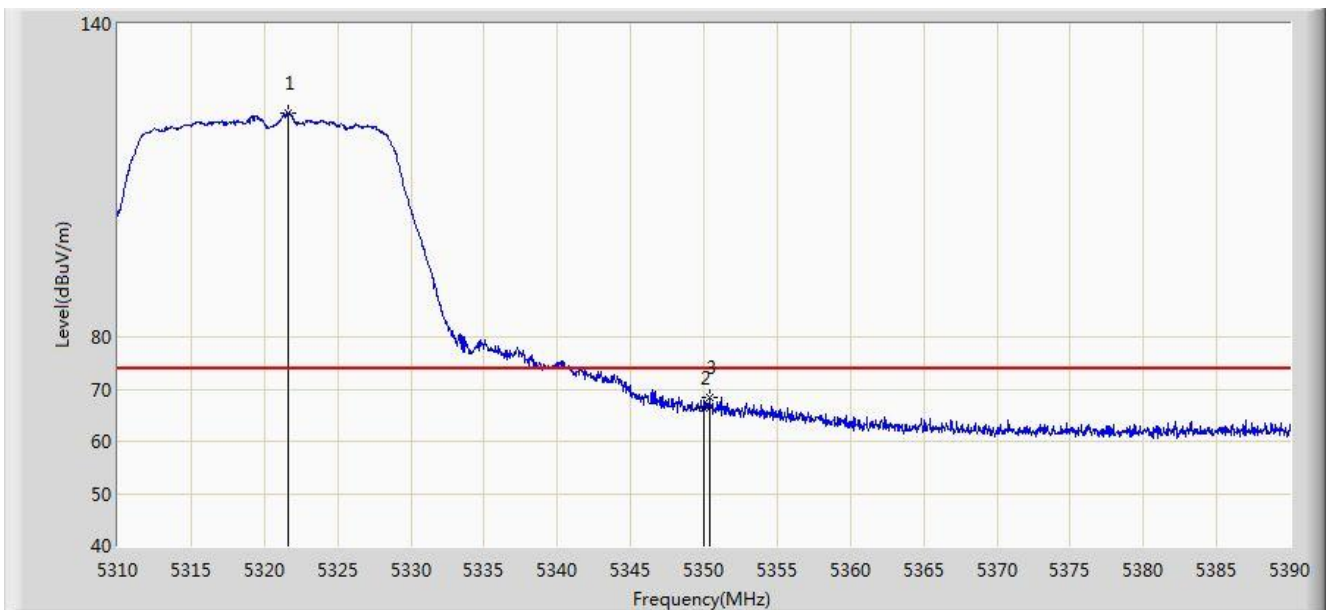
No	Flag	Mark	Frequency (MHz)	Measure Level (dBuV/m)	Reading Level (dBuV)	Margin (dB)	Limit (dBuV/m)	Factor (dB)	Type
1		*	5326.920	76.185	72.323	N/A	N/A	3.861	AV
2			5350.000	44.329	40.424	-9.671	54.000	3.904	AV

Note: Measure Level (dB $\mu$ V/m) = Reading Level (dB $\mu$ V) + Factor (dB)

Factor (dB) = Cable Loss (dB) + Antenna Factor (dB) (dB/m) - Pre\_Amplifier Gain (dB)



Site: AC1	Time: 2016/11/10 - 22:09
Limit: FCC_Part15.209_RE(3m)	Engineer: Kevin Ker
Probe: BBHA9120D_1GHz_18GHz	Polarity: Vertical
EUT: Wi-Fi AP 4x4 OD ext. antenna US	Power: AC 120V/60Hz
Test Mode: Transmit by 802.11n-HT20 at Channel 5320MHz Ant 3	

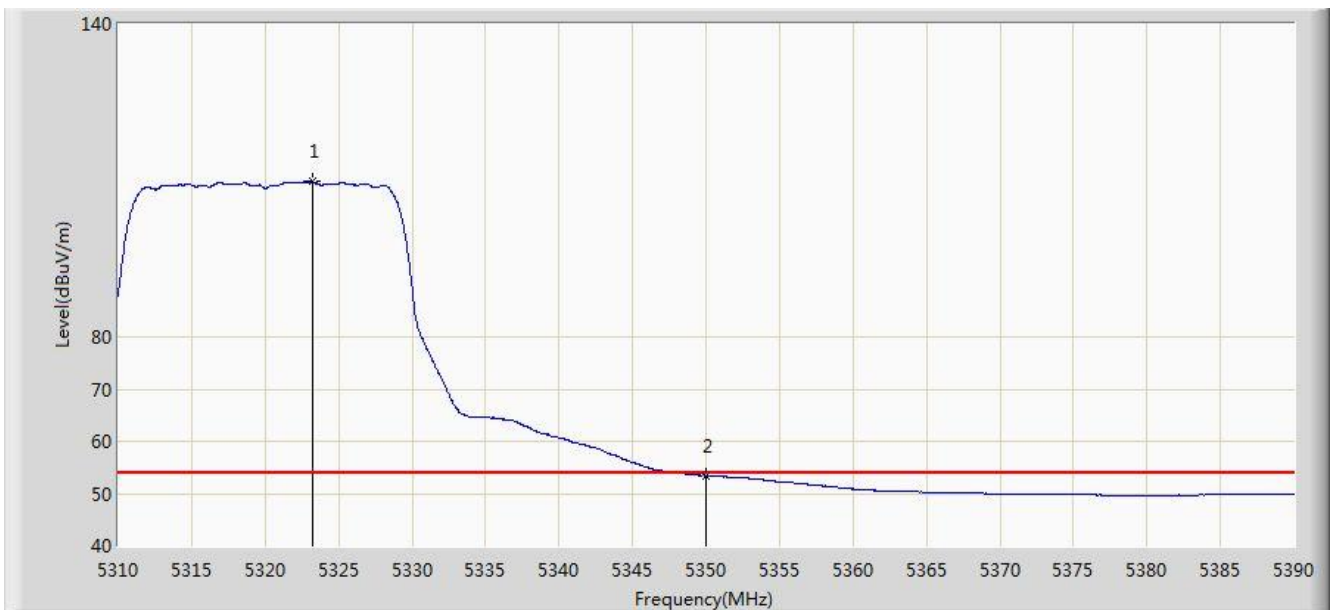


No	Flag	Mark	Frequency (MHz)	Measure Level (dBuV/m)	Reading Level (dBuV)	Margin (dB)	Limit (dBuV/m)	Factor (dB)	Type
1		*	5321.640	122.848	118.996	N/A	N/A	3.852	PK
2			5350.000	66.338	62.433	-7.662	74.000	3.904	PK
3			5350.360	68.466	64.561	-5.534	74.000	3.906	PK

Note: Measure Level (dB $\mu$ V/m) = Reading Level (dB $\mu$ V) + Factor (dB)

Factor (dB) = Cable Loss (dB) + Antenna Factor (dB) (dB/m) - Pre\_Amplifier Gain (dB)

Site: AC1	Time: 2016/11/10 - 22:07
Limit: FCC_Part15.209_RE(3m)	Engineer: Kevin Ker
Probe: BBHA9120D_1GHz_18GHz	Polarity: Vertical
EUT: Wi-Fi AP 4x4 OD ext. antenna US	Power: AC 120V/60Hz
Test Mode: Transmit by 802.11n-HT20 at Channel 5320MHz Ant 3	

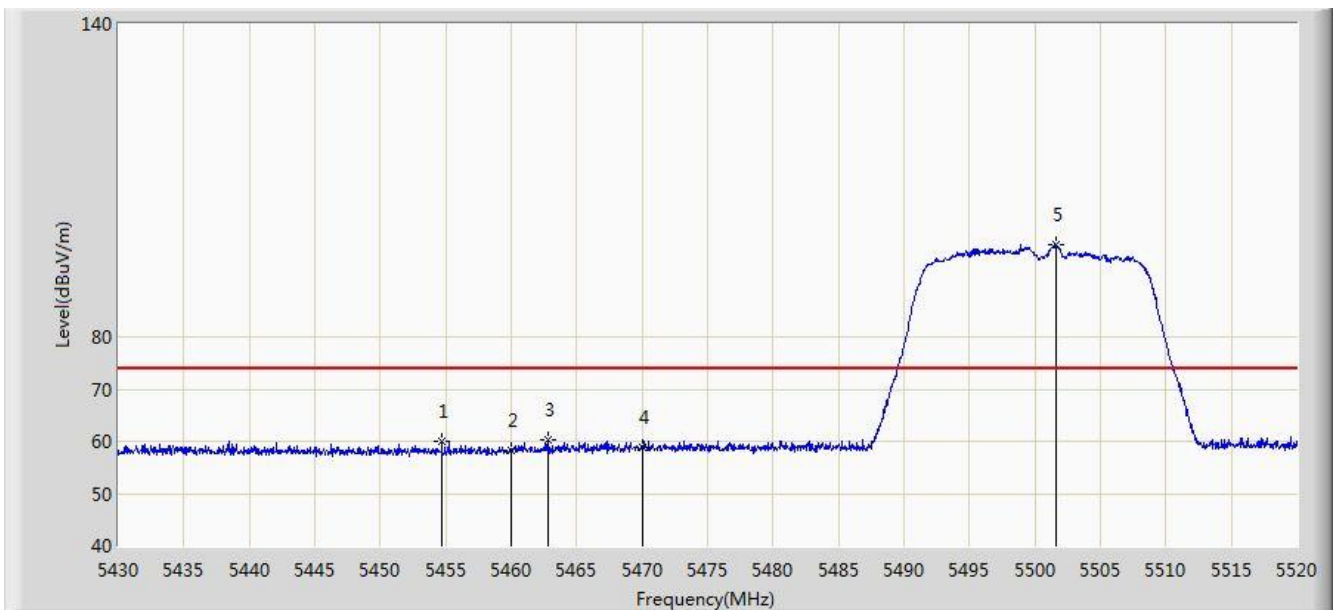


No	Flag	Mark	Frequency (MHz)	Measure Level (dBuV/m)	Reading Level (dBuV)	Margin (dB)	Limit (dBuV/m)	Factor (dB)	Type
1	X	*	5323.280	109.770	105.915	N/A	N/A	3.855	AV
2			5350.000	53.359	49.454	-0.641	54.000	3.904	AV

Note: Measure Level (dB $\mu$ V/m) = Reading Level (dB $\mu$ V) + Factor (dB)

Factor (dB) = Cable Loss (dB) + Antenna Factor (dB) (dB/m) - Pre\_Amplifier Gain (dB)

Site: AC1	Time: 2016/11/17 - 12:49
Limit: FCC_Part15.209_RE(3m)	Engineer: Kevin Ker
Probe: BBHA9120D_1GHz_18GHz	Polarity: Horizontal
EUT: Wi-Fi AP 4x4 OD ext. antenna US	Power: AC 120V/60Hz
Test Mode: Transmit by 802.11n-HT20 at Channel 5500MHz Ant 3	

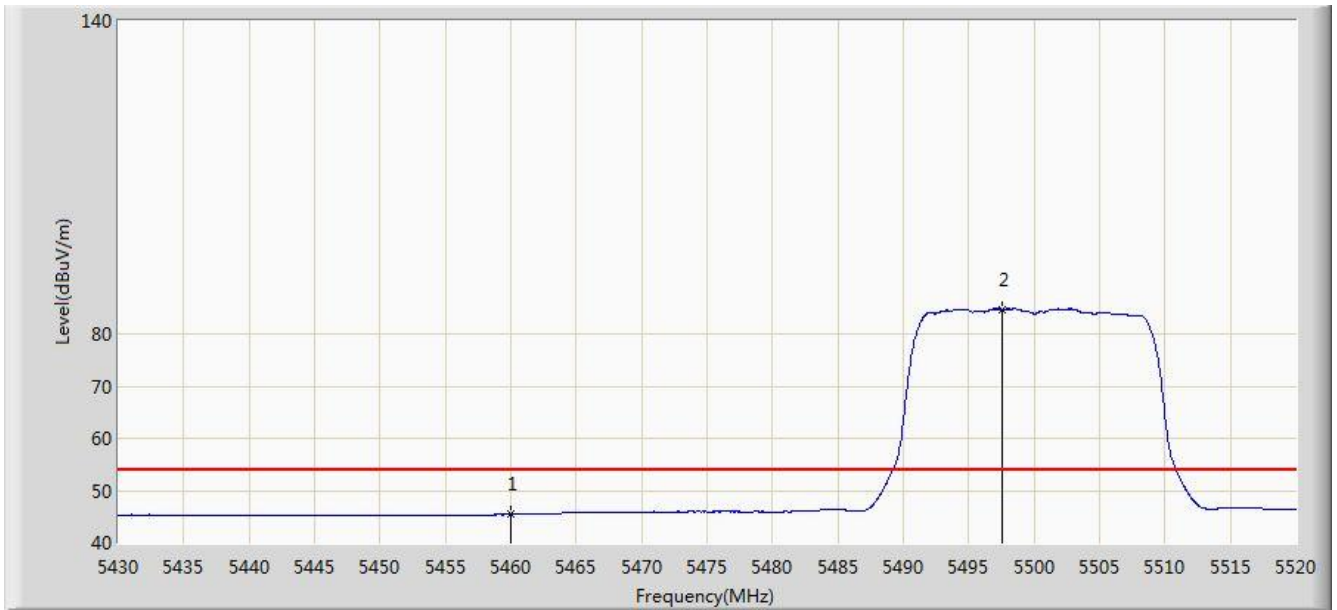


No	Flag	Mark	Frequency (MHz)	Measure Level (dBuV/m)	Reading Level (dBuV)	Margin (dB)	Limit (dBuV/m)	Factor (dB)	Type
1			5454.705	60.065	55.896	-13.935	74.000	4.170	PK
2			5460.000	58.276	54.096	-15.724	74.000	4.180	PK
3			5462.805	60.334	56.148	-13.666	74.000	4.186	PK
4			5470.000	58.927	54.725	-15.073	74.000	4.202	PK
5		*	5501.595	97.618	93.341	N/A	N/A	4.277	PK

Note: Measure Level (dB $\mu$ V/m) = Reading Level (dB $\mu$ V) + Factor (dB)

Factor (dB) = Cable Loss (dB) + Antenna Factor (dB) (dB/m) - Pre\_Amplifier Gain (dB)

Site: AC1	Time: 2016/11/17 - 12:51
Limit: FCC_Part15.209_RE(3m)	Engineer: Kevin Ker
Probe: BBHA9120D_1GHz_18GHz	Polarity: Horizontal
EUT: Wi-Fi AP 4x4 OD ext. antenna US	Power: AC 120V/60Hz
Test Mode: Transmit by 802.11n-HT20 at Channel 5500MHz Ant 3	

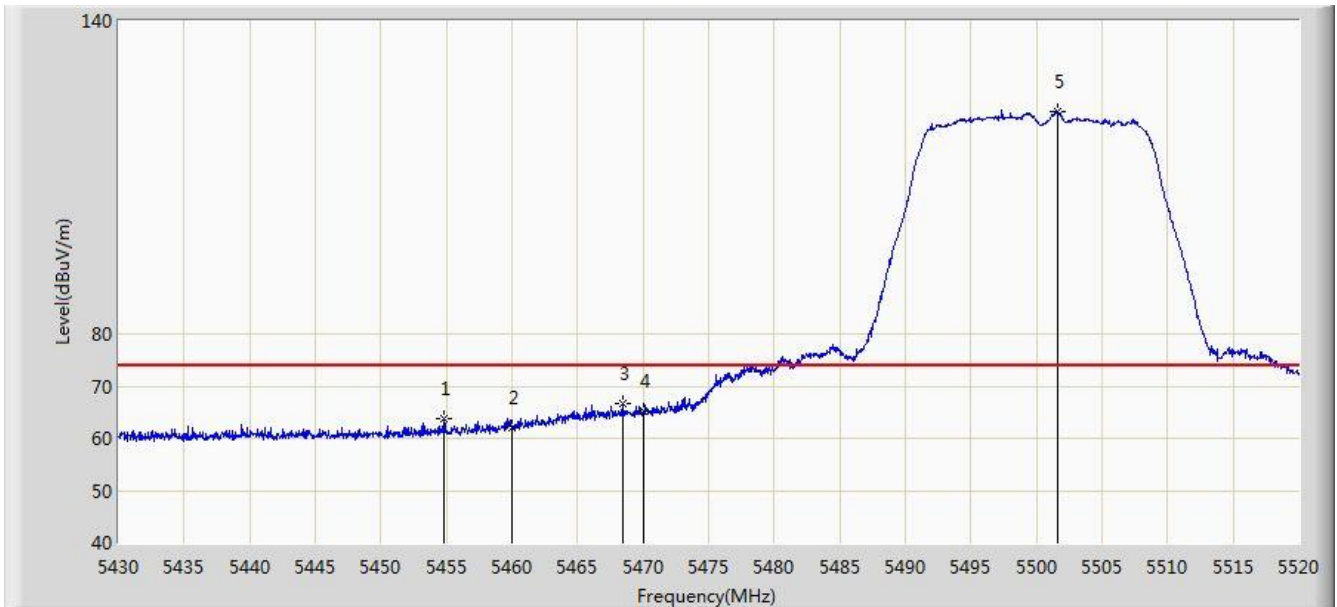


No	Flag	Mark	Frequency (MHz)	Measure Level (dBuV/m)	Reading Level (dBuV)	Margin (dB)	Limit (dBuV/m)	Factor (dB)	Type
1			5460.000	45.414	41.234	-8.586	54.000	4.180	AV
2		*	5497.545	84.700	80.435	N/A	N/A	4.265	AV

Note: Measure Level (dB $\mu$ V/m) = Reading Level (dB $\mu$ V) + Factor (dB)

Factor (dB) = Cable Loss (dB) + Antenna Factor (dB) (dB/m) - Pre\_Amplifier Gain (dB)

Site: AC1	Time: 2016/11/17 - 12:45
Limit: FCC_Part15.209_RE(3m)	Engineer: Kevin Ker
Probe: BBHA9120D_1GHz_18GHz	Polarity: Vertical
EUT: Wi-Fi AP 4x4 OD ext. antenna US	Power: AC 120V/60Hz
Test Mode: Transmit by 802.11n-HT20 at Channel 5500MHz Ant 3	

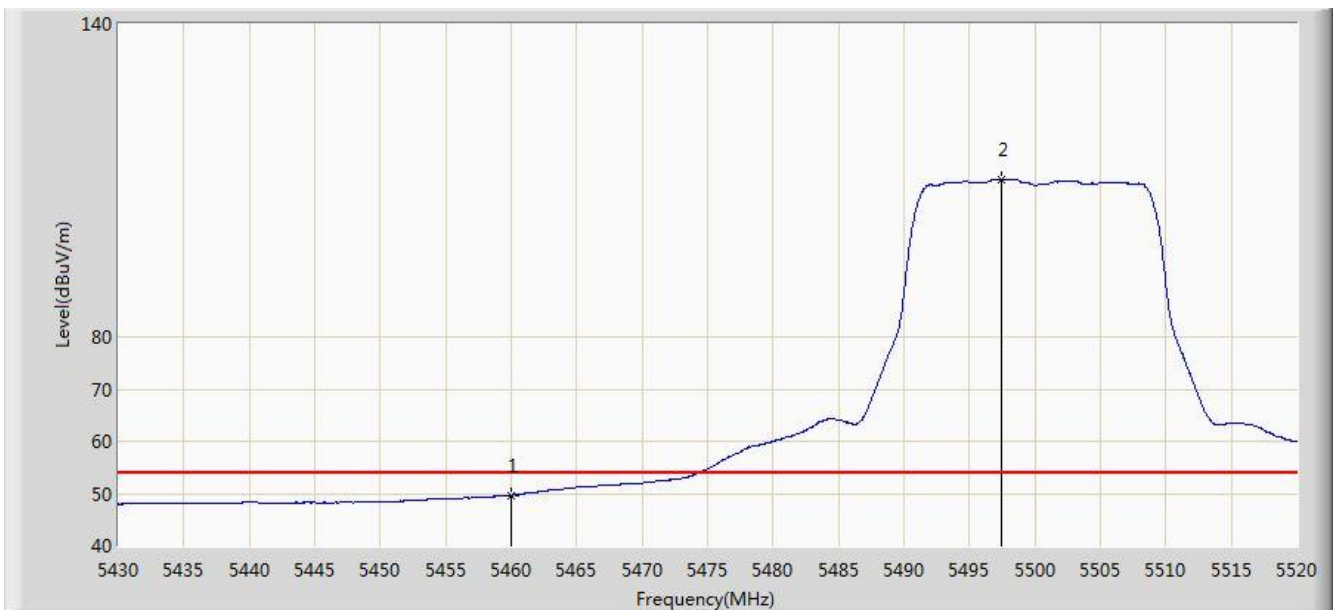


No	Flag	Mark	Frequency (MHz)	Measure Level (dBuV/m)	Reading Level (dBuV)	Margin (dB)	Limit (dBuV/m)	Factor (dB)	Type
1			5454.795	63.681	59.512	-10.319	74.000	4.170	PK
2			5460.000	62.139	57.959	-11.861	74.000	4.180	PK
3			5468.430	66.549	62.350	-7.451	74.000	4.198	PK
4			5470.000	65.247	61.045	-8.753	74.000	4.202	PK
5		*	5501.595	122.523	118.246	N/A	N/A	4.277	PK

Note: Measure Level (dB $\mu$ V/m) = Reading Level (dB $\mu$ V) + Factor (dB)

Factor (dB) = Cable Loss (dB) + Antenna Factor (dB) (dB/m) - Pre\_Amplifier Gain (dB)

Site: AC1	Time: 2016/11/17 - 12:48
Limit: FCC_Part15.209_RE(3m)	Engineer: Kevin Ker
Probe: BBHA9120D_1GHz_18GHz	Polarity: Vertical
EUT: Wi-Fi AP 4x4 OD ext. antenna US	Power: AC 120V/60Hz
Test Mode: Transmit by 802.11n-HT20 at Channel 5500MHz Ant 3	

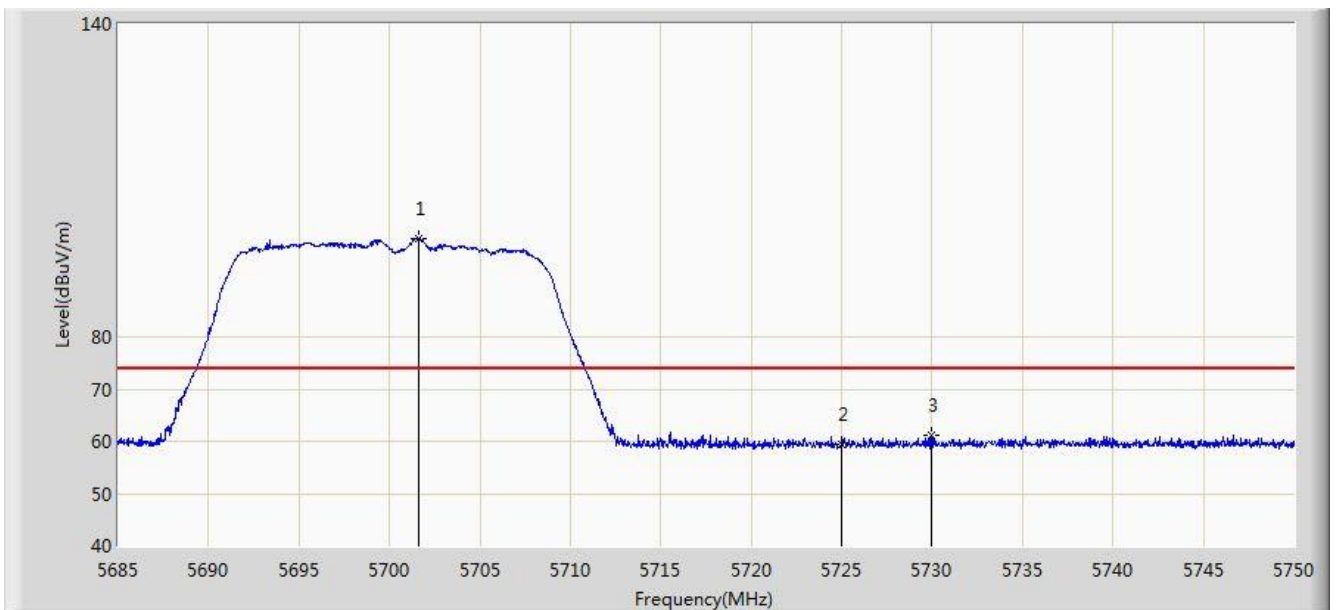


No	Flag	Mark	Frequency (MHz)	Measure Level (dBuV/m)	Reading Level (dBuV)	Margin (dB)	Limit (dBuV/m)	Factor (dB)	Type
1			5460.000	49.669	45.489	-4.331	54.000	4.180	AV
2	X	*	5497.410	110.141	105.876	N/A	N/A	4.264	AV

Note: Measure Level (dB $\mu$ V/m) = Reading Level (dB $\mu$ V) + Factor (dB)

Factor (dB) = Cable Loss (dB) + Antenna Factor (dB) (dB/m) - Pre\_Amplifier Gain (dB)

Site: AC1	Time: 2016/11/10 - 22:29
Limit: FCC_Part15.209_RE(3m)	Engineer: Kevin Ker
Probe: BBHA9120D_1GHz_18GHz	Polarity: Horizontal
EUT: Wi-Fi AP 4x4 OD ext. antenna US	Power: AC 120V/60Hz
Test Mode: Transmit by 802.11n-HT20 at Channel 5700MHz Ant 3	

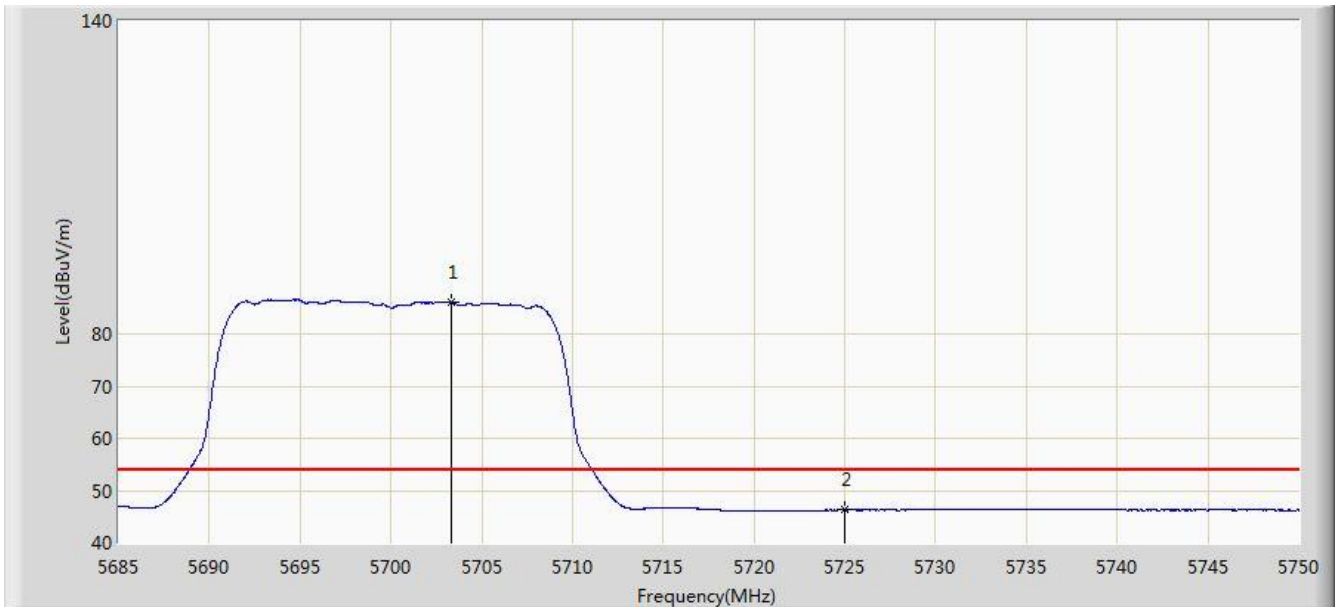


No	Flag	Mark	Frequency (MHz)	Measure Level (dBuV/m)	Reading Level (dBuV)	Margin (dB)	Limit (dBuV/m)	Factor (dB)	Type
1		*	5701.640	98.916	94.029	N/A	N/A	4.887	PK
2			5725.000	59.498	54.469	-14.502	74.000	5.029	PK
3			5729.947	61.286	56.225	-12.714	74.000	5.061	PK

Note: Measure Level (dB $\mu$ V/m) = Reading Level (dB $\mu$ V) + Factor (dB)

Factor (dB) = Cable Loss (dB) + Antenna Factor (dB) (dB/m) - Pre\_Amplifier Gain (dB)

Site: AC1	Time: 2016/11/10 - 22:30
Limit: FCC_Part15.209_RE(3m)	Engineer: Kevin Ker
Probe: BBHA9120D_1GHz_18GHz	Polarity: Horizontal
EUT: Wi-Fi AP 4x4 OD ext. antenna US	Power: AC 120V/60Hz
Test Mode: Transmit by 802.11n-HT20 at Channel 5700MHz Ant 3	



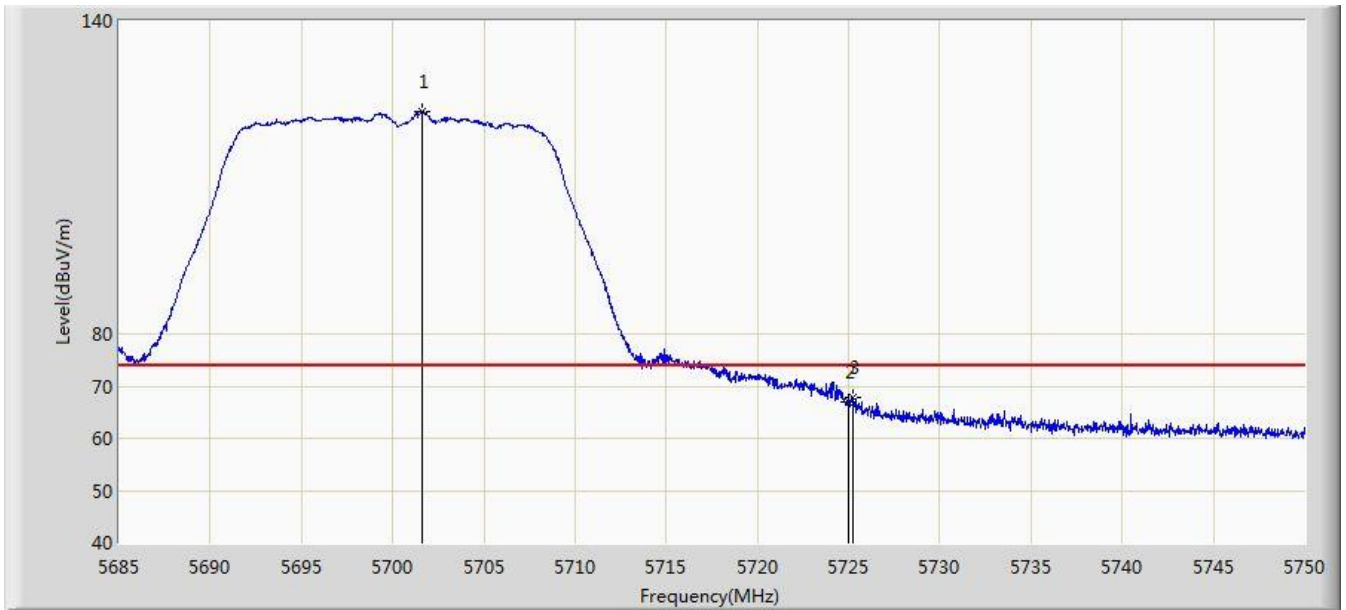
No	Flag	Mark	Frequency (MHz)	Measure Level (dBuV/m)	Reading Level (dBuV)	Margin (dB)	Limit (dBuV/m)	Factor (dB)	Type
1		*	5703.297	86.138	81.242	N/A	N/A	4.896	AV
2			5725.000	46.257	41.228	-7.743	54.000	5.029	AV

Note: Measure Level (dB $\mu$ V/m) = Reading Level (dB $\mu$ V) + Factor (dB)

Factor (dB) = Cable Loss (dB) + Antenna Factor (dB) (dB/m) - Pre\_Amplifier Gain (dB)



Site: AC1	Time: 2016/11/10 - 22:28
Limit: FCC_Part15.209_RE(3m)	Engineer: Kevin Ker
Probe: BBHA9120D_1GHz_18GHz	Polarity: Vertical
EUT: Wi-Fi AP 4x4 OD ext. antenna US	Power: AC 120V/60Hz
Test Mode: Transmit by 802.11n-HT20 at Channel 5700MHz Ant 3	

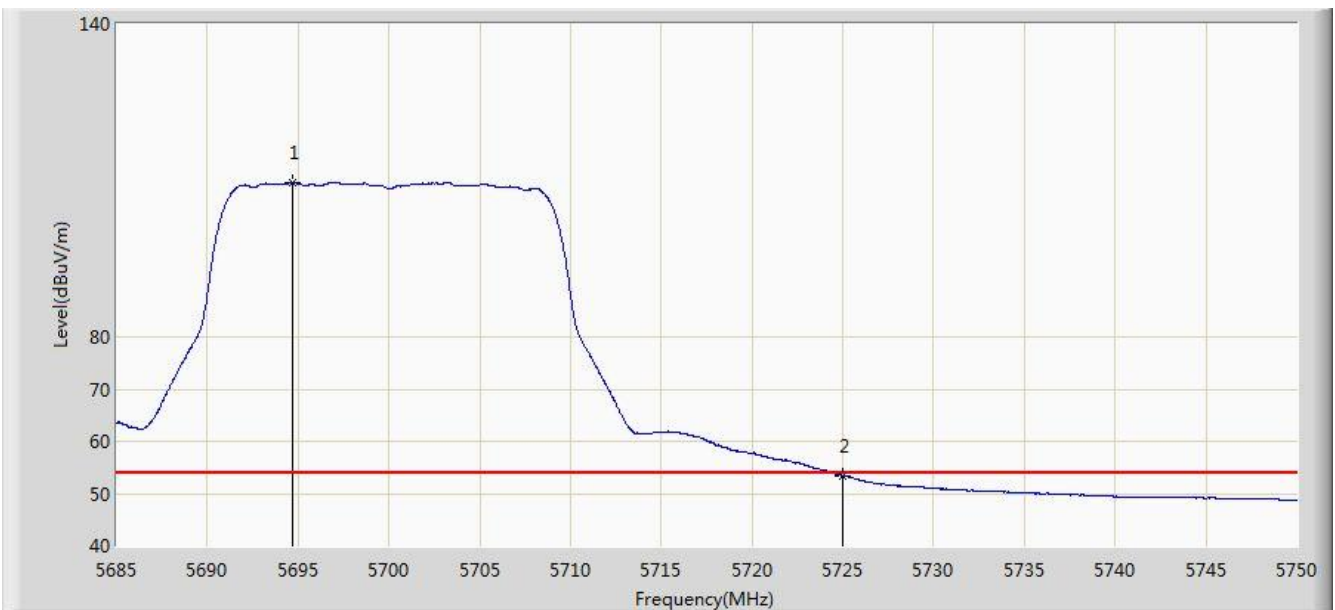


No	Flag	Mark	Frequency (MHz)	Measure Level (dBuV/m)	Reading Level (dBuV)	Margin (dB)	Limit (dBuV/m)	Factor (dB)	Type
1		*	5701.640	122.604	117.717	N/A	N/A	4.887	PK
2			5725.000	66.961	61.932	-7.039	74.000	5.029	PK
3			5725.203	67.805	62.775	-6.195	74.000	5.030	PK

Note: Measure Level (dB $\mu$ V/m) = Reading Level (dB $\mu$ V) + Factor (dB)

Factor (dB) = Cable Loss (dB) + Antenna Factor (dB) (dB/m) - Pre\_Amplifier Gain (dB)

Site: AC1	Time: 2016/11/10 - 22:26
Limit: FCC_Part15.209_RE(3m)	Engineer: Kevin Ker
Probe: BBHA9120D_1GHz_18GHz	Polarity: Vertical
EUT: Wi-Fi AP 4x4 OD ext. antenna US	Power: AC 120V/60Hz
Test Mode: Transmit by 802.11n-HT20 at Channel 5700MHz Ant 3	

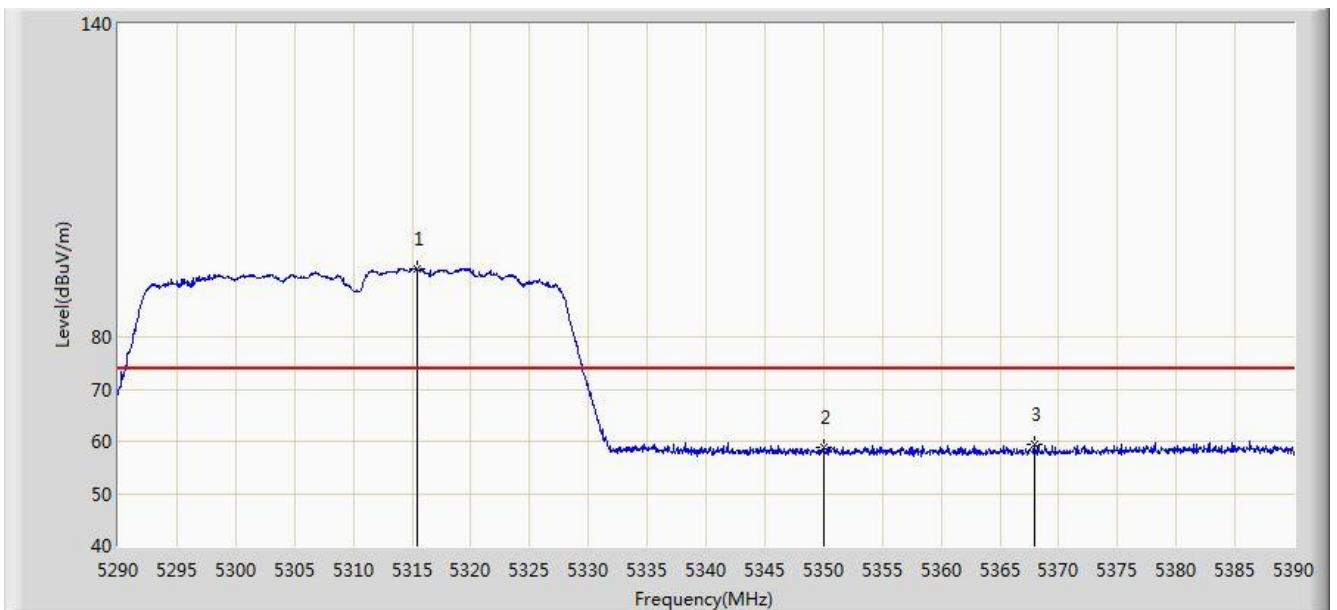


No	Flag	Mark	Frequency (MHz)	Measure Level (dBuV/m)	Reading Level (dBuV)	Margin (dB)	Limit (dBuV/m)	Factor (dB)	Type
1	X	*	5694.685	109.565	104.715	N/A	N/A	4.850	AV
2			5725.000	53.386	48.357	-0.614	54.000	5.029	AV

Note: Measure Level (dB $\mu$ V/m) = Reading Level (dB $\mu$ V) + Factor (dB)

Factor (dB) = Cable Loss (dB) + Antenna Factor (dB) (dB/m) - Pre\_Amplifier Gain (dB)

Site: AC1	Time: 2016/11/10 - 22:57
Limit: FCC_Part15.209_RE(3m)	Engineer: Kevin Ker
Probe: BBHA9120D_1GHz_18GHz	Polarity: Horizontal
EUT: Wi-Fi AP 4x4 OD ext. antenna US	Power: AC 120V/60Hz
Test Mode: Transmit by 802.11n-HT40 at Channel 5310MHz Ant 3	

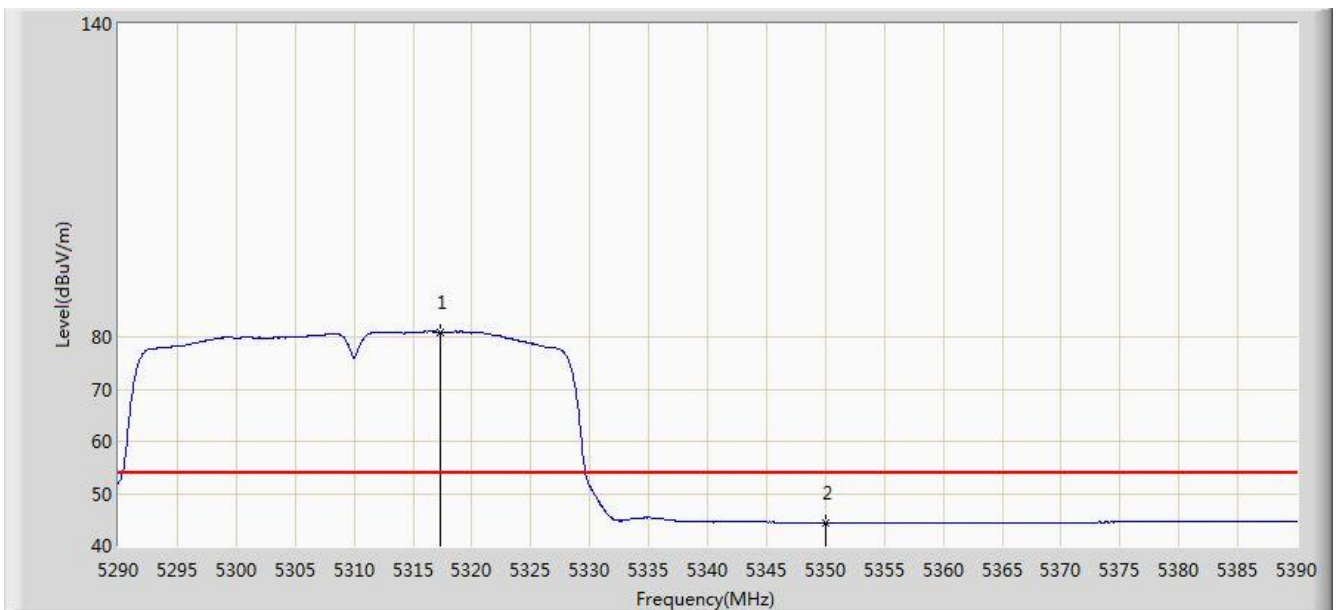


No	Flag	Mark	Frequency (MHz)	Measure Level (dBuV/m)	Reading Level (dBuV)	Margin (dB)	Limit (dBuV/m)	Factor (dB)	Type
1		*	5315.500	92.974	89.134	N/A	N/A	3.841	PK
2			5350.000	58.861	54.956	-15.139	74.000	3.904	PK
3			5367.900	59.494	55.557	-14.506	74.000	3.937	PK

Note: Measure Level (dB $\mu$ V/m) = Reading Level (dB $\mu$ V) + Factor (dB)

Factor (dB) = Cable Loss (dB) + Antenna Factor (dB) (dB/m) - Pre\_Amplifier Gain (dB)

Site: AC1	Time: 2016/11/10 - 23:01
Limit: FCC_Part15.209_RE(3m)	Engineer: Kevin Ker
Probe: BBHA9120D_1GHz_18GHz	Polarity: Horizontal
EUT: Wi-Fi AP 4x4 OD ext. antenna US	Power: AC 120V/60Hz
Test Mode: Transmit by 802.11n-HT40 at Channel 5310MHz Ant 3	

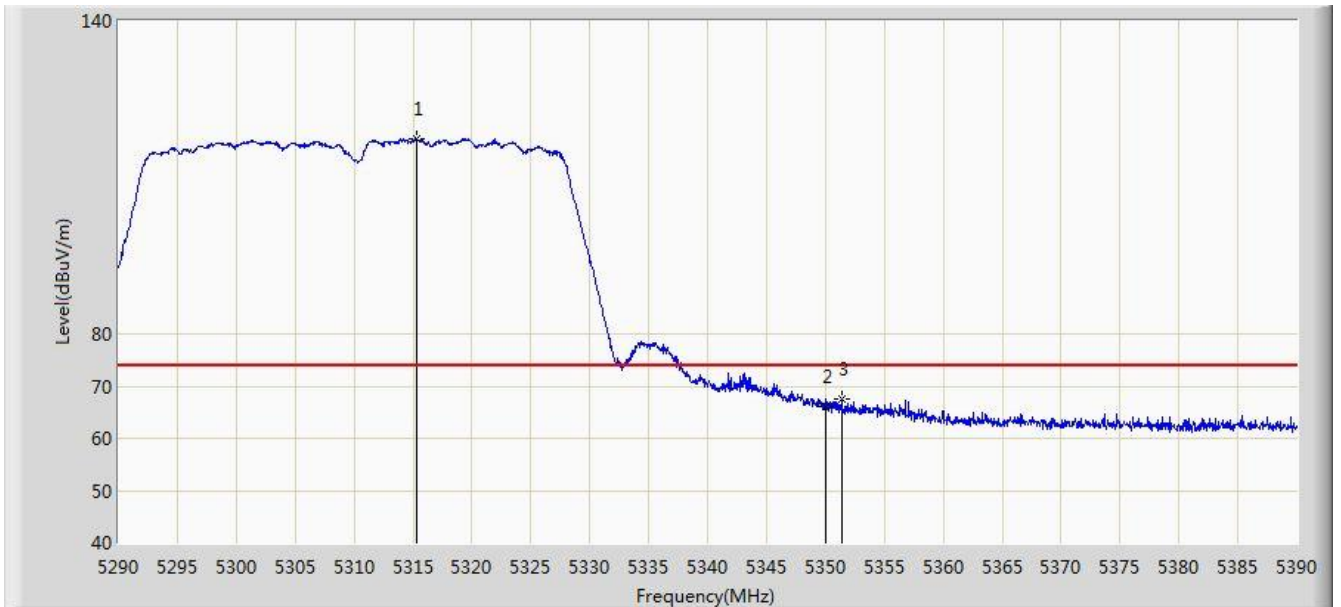


No	Flag	Mark	Frequency (MHz)	Measure Level (dBuV/m)	Reading Level (dBuV)	Margin (dB)	Limit (dBuV/m)	Factor (dB)	Type
1		*	5317.300	80.945	77.102	N/A	N/A	3.843	AV
2			5350.000	44.377	40.472	-9.623	54.000	3.904	AV

Note: Measure Level (dB $\mu$ V/m) = Reading Level (dB $\mu$ V) + Factor (dB)

Factor (dB) = Cable Loss (dB) + Antenna Factor (dB) (dB/m) - Pre\_Amplifier Gain (dB)

Site: AC1	Time: 2016/11/10 - 22:56
Limit: FCC_Part15.209_RE(3m)	Engineer: Kevin Ker
Probe: BBHA9120D_1GHz_18GHz	Polarity: Vertical
EUT: Wi-Fi AP 4x4 OD ext. antenna US	Power: AC 120V/60Hz
Test Mode: Transmit by 802.11n-HT40 at Channel 5310MHz Ant 3	

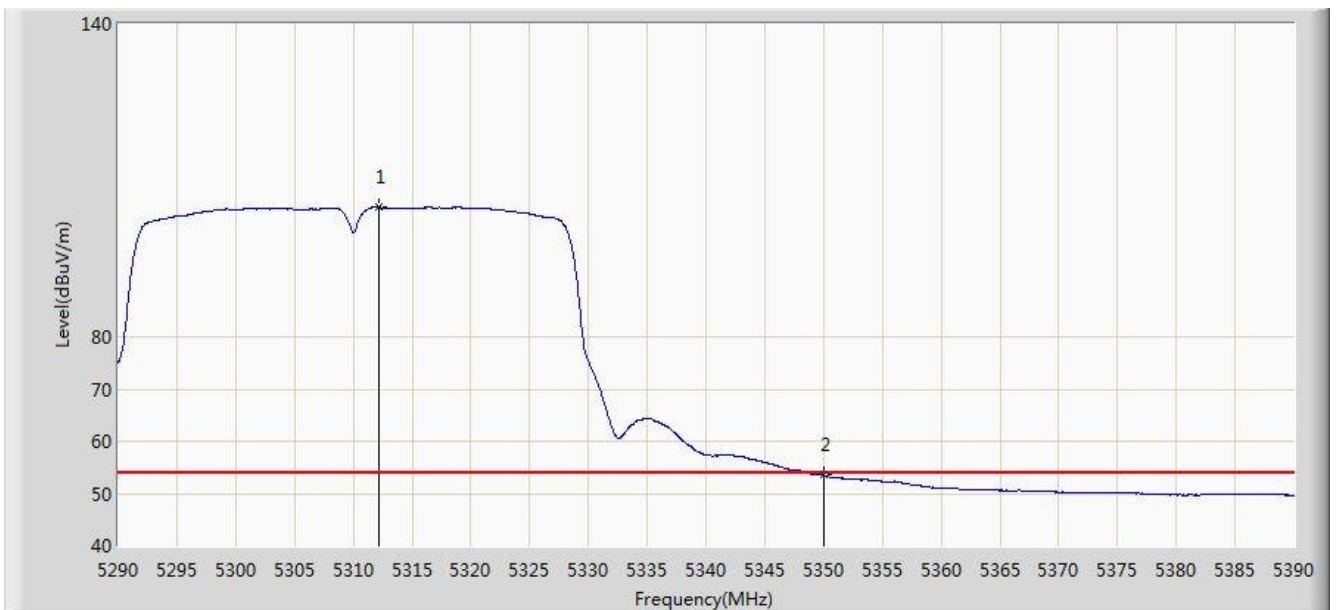


No	Flag	Mark	Frequency (MHz)	Measure Level (dBuV/m)	Reading Level (dBuV)	Margin (dB)	Limit (dBuV/m)	Factor (dB)	Type
1		*	5315.300	117.291	113.451	N/A	N/A	3.840	PK
2			5350.000	66.034	62.129	-7.966	74.000	3.904	PK
3			5351.350	67.641	63.734	-6.359	74.000	3.907	PK

Note: Measure Level (dB $\mu$ V/m) = Reading Level (dB $\mu$ V) + Factor (dB)

Factor (dB) = Cable Loss (dB) + Antenna Factor (dB) (dB/m) - Pre\_Amplifier Gain (dB)

Site: AC1	Time: 2016/11/10 - 22:55
Limit: FCC_Part15.209_RE(3m)	Engineer: Kevin Ker
Probe: BBHA9120D_1GHz_18GHz	Polarity: Vertical
EUT: Wi-Fi AP 4x4 OD ext. antenna US	Power: AC 120V/60Hz
Test Mode: Transmit by 802.11n-HT40 at Channel 5310MHz Ant 3	

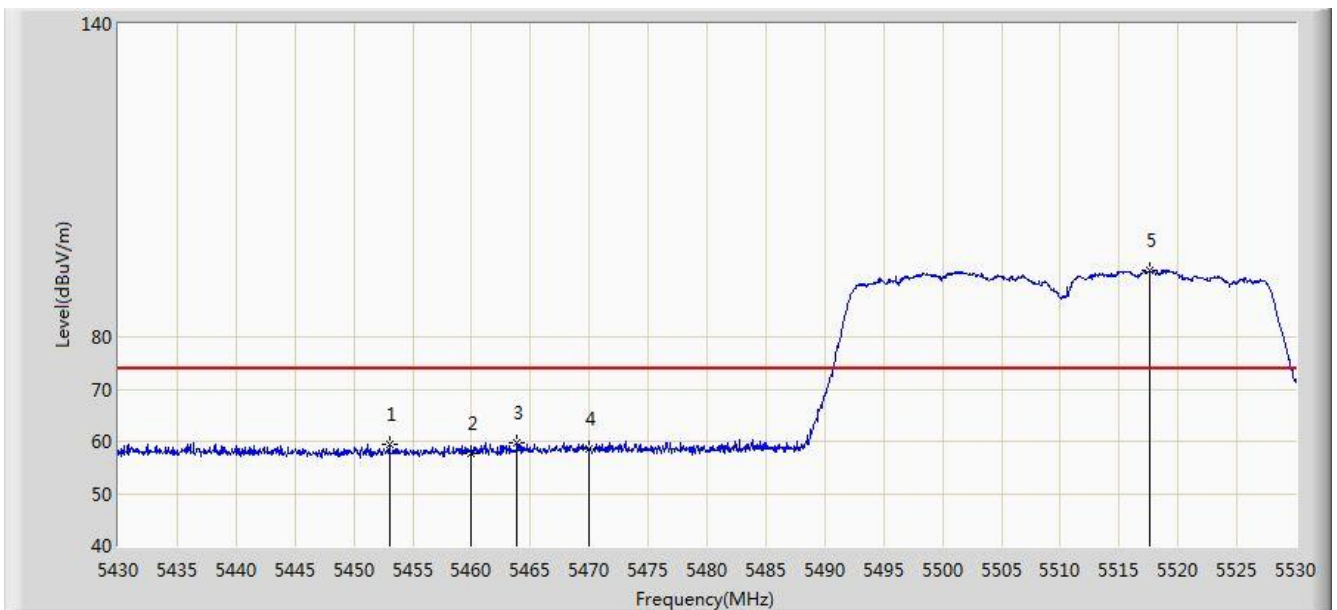


No	Flag	Mark	Frequency (MHz)	Measure Level (dBuV/m)	Reading Level (dBuV)	Margin (dB)	Limit (dBuV/m)	Factor (dB)	Type
1		*	5312.200	104.811	100.977	N/A	N/A	3.834	AV
2			5350.000	53.485	49.580	-0.515	54.000	3.904	AV

Note: Measure Level (dB $\mu$ V/m) = Reading Level (dB $\mu$ V) + Factor (dB)

Factor (dB) = Cable Loss (dB) + Antenna Factor (dB) (dB/m) - Pre\_Amplifier Gain (dB)

Site: AC1	Time: 2016/11/17 - 12:58
Limit: FCC_Part15.209_RE(3m)	Engineer: Kevin Ker
Probe: BBHA9120D_1GHz_18GHz	Polarity: Horizontal
EUT: Wi-Fi AP 4x4 OD ext. antenna US	Power: AC 120V/60Hz
Test Mode: Transmit by 802.11n-HT40 at Channel 5510MHz Ant 3	

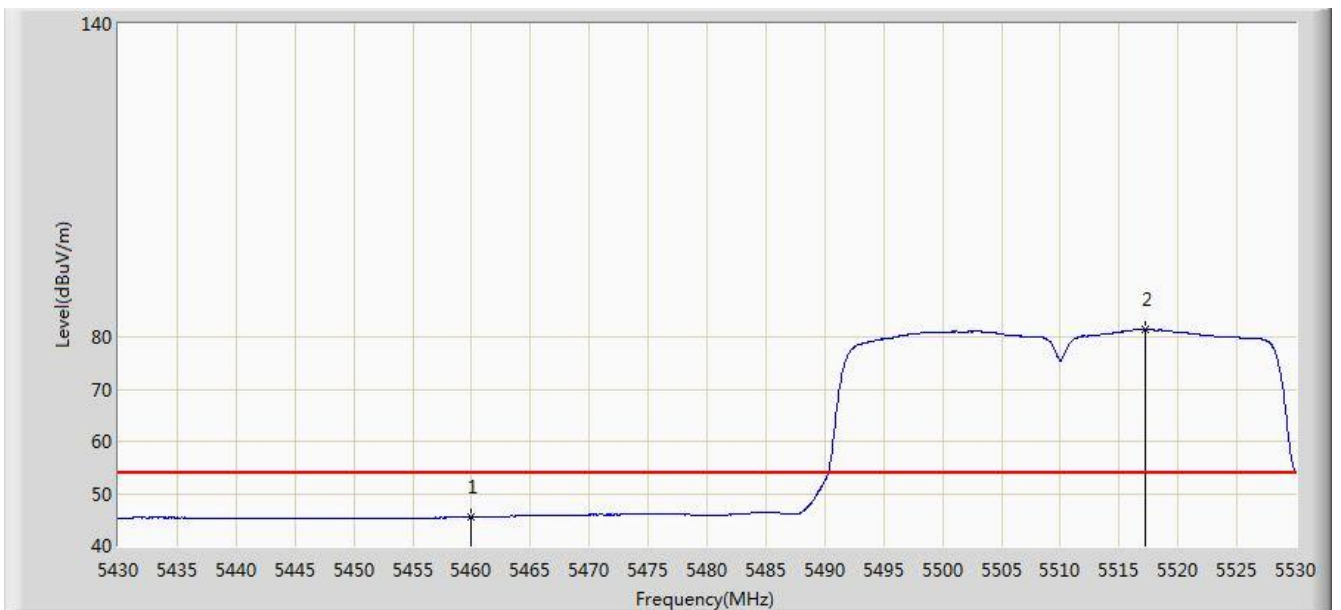


No	Flag	Mark	Frequency (MHz)	Measure Level (dBuV/m)	Reading Level (dBuV)	Margin (dB)	Limit (dBuV/m)	Factor (dB)	Type
1			5453.000	59.497	55.333	-14.503	74.000	4.164	PK
2			5460.000	57.776	53.596	-16.224	74.000	4.180	PK
3			5463.850	59.662	55.473	-14.338	74.000	4.189	PK
4			5470.000	58.524	54.322	-15.476	74.000	4.202	PK
5		*	5517.650	92.856	88.532	N/A	N/A	4.324	PK

Note: Measure Level (dB $\mu$ V/m) = Reading Level (dB $\mu$ V) + Factor (dB)

Factor (dB) = Cable Loss (dB) + Antenna Factor (dB) (dB/m) - Pre\_Amplifier Gain (dB)

Site: AC1	Time: 2016/11/17 - 13:00
Limit: FCC_Part15.209_RE(3m)	Engineer: Kevin Ker
Probe: BBHA9120D_1GHz_18GHz	Polarity: Horizontal
EUT: Wi-Fi AP 4x4 OD ext. antenna US	Power: AC 120V/60Hz
Test Mode: Transmit by 802.11n-HT40 at Channel 5510MHz Ant 3	



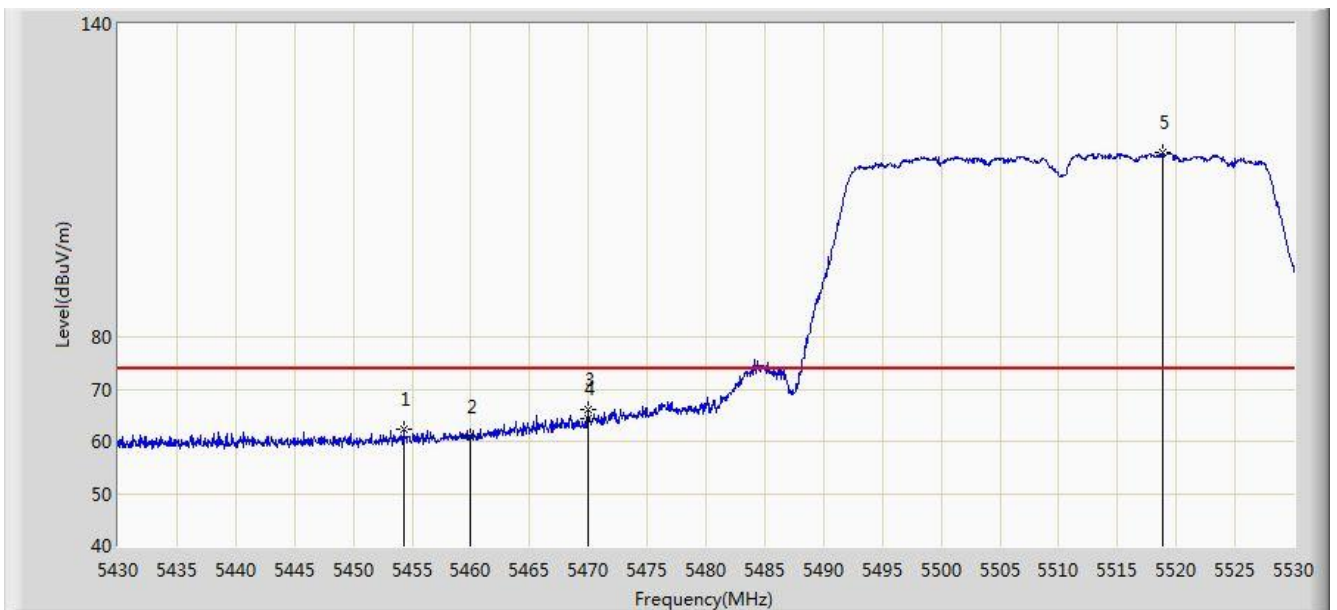
No	Flag	Mark	Frequency (MHz)	Measure Level (dBuV/m)	Reading Level (dBuV)	Margin (dB)	Limit (dBuV/m)	Factor (dB)	Type
1			5460.000	45.452	41.272	-8.548	54.000	4.180	AV
2		*	5517.200	81.438	77.115	N/A	N/A	4.323	AV

Note: Measure Level (dB $\mu$ V/m) = Reading Level (dB $\mu$ V) + Factor (dB)

Factor (dB) = Cable Loss (dB) + Antenna Factor (dB) (dB/m) - Pre\_Amplifier Gain (dB)



Site: AC1	Time: 2016/11/17 - 12:57
Limit: FCC_Part15.209_RE(3m)	Engineer: Kevin Ker
Probe: BBHA9120D_1GHz_18GHz	Polarity: Vertical
EUT: Wi-Fi AP 4x4 OD ext. antenna US	Power: AC 120V/60Hz
Test Mode: Transmit by 802.11n-HT40 at Channel 5510MHz Ant 3	

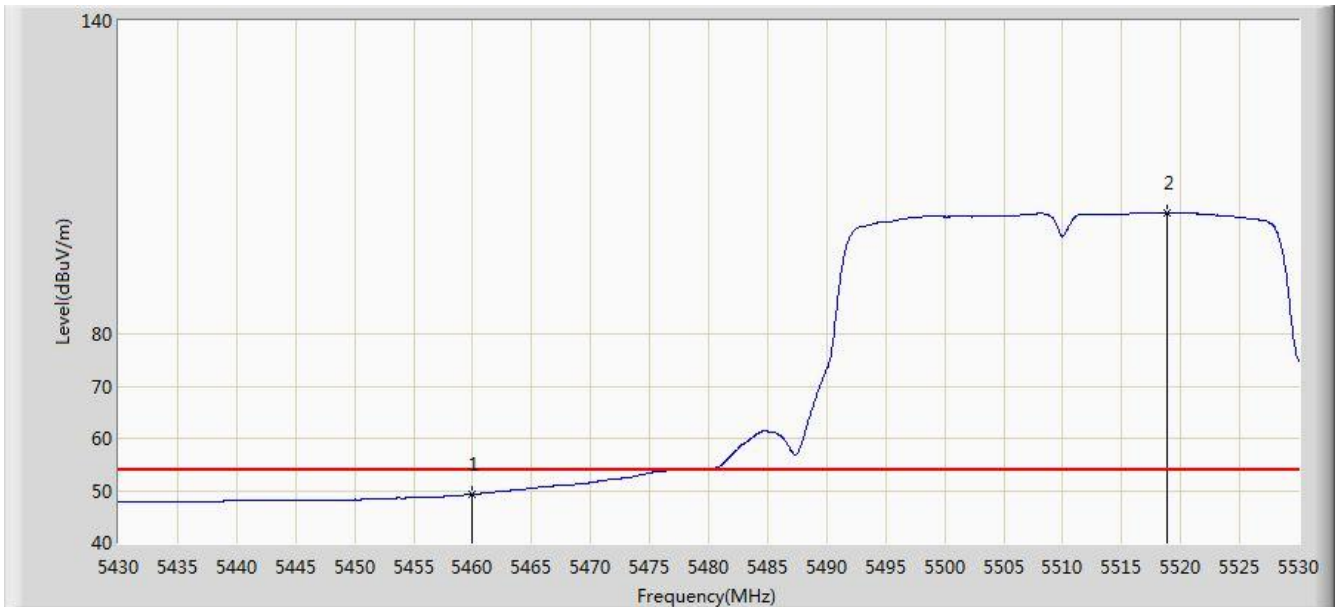


No	Flag	Mark	Frequency (MHz)	Measure Level (dBuV/m)	Reading Level (dBuV)	Margin (dB)	Limit (dBuV/m)	Factor (dB)	Type
1			5454.250	62.429	58.261	-11.571	74.000	4.168	PK
2			5460.000	60.929	56.749	-13.071	74.000	4.180	PK
3			5469.950	66.161	61.959	-7.839	74.000	4.202	PK
4			5470.000	64.446	60.244	-9.554	74.000	4.202	PK
5		*	5518.800	115.356	111.029	N/A	N/A	4.328	PK

Note: Measure Level (dB $\mu$ V/m) = Reading Level (dB $\mu$ V) + Factor (dB)

Factor (dB) = Cable Loss (dB) + Antenna Factor (dB) (dB/m) - Pre\_Amplifier Gain (dB)

Site: AC1	Time: 2016/11/17 - 12:58
Limit: FCC_Part15.209_RE(3m)	Engineer: Kevin Ker
Probe: BBHA9120D_1GHz_18GHz	Polarity: Vertical
EUT: Wi-Fi AP 4x4 OD ext. antenna US	Power: AC 120V/60Hz
Test Mode: Transmit by 802.11n-HT40 at Channel 5510MHz Ant 3	

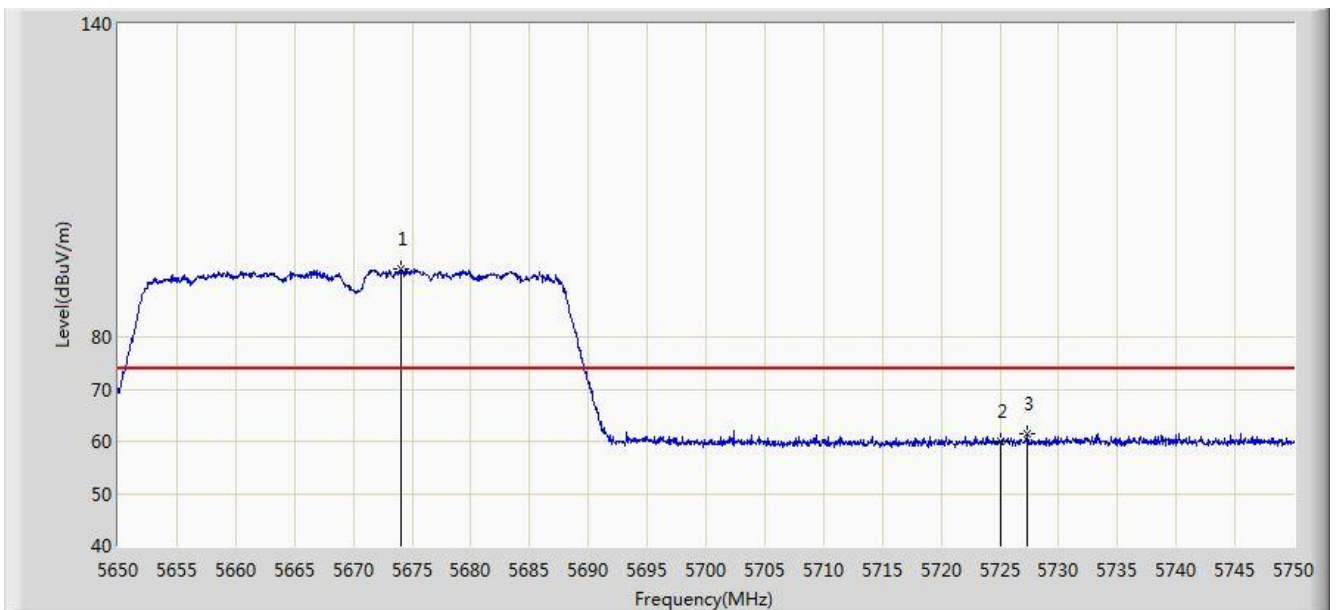


No	Flag	Mark	Frequency (MHz)	Measure Level (dBuV/m)	Reading Level (dBuV)	Margin (dB)	Limit (dBuV/m)	Factor (dB)	Type
1			5460.000	49.231	45.051	-4.769	54.000	4.180	AV
2		*	5518.850	103.210	98.882	N/A	N/A	4.328	AV

Note: Measure Level (dB $\mu$ V/m) = Reading Level (dB $\mu$ V) + Factor (dB)

Factor (dB) = Cable Loss (dB) + Antenna Factor (dB) (dB/m) - Pre\_Amplifier Gain (dB)

Site: AC1	Time: 2016/11/10 - 23:24
Limit: FCC_Part15.209_RE(3m)	Engineer: Kevin Ker
Probe: BBHA9120D_1GHz_18GHz	Polarity: Horizontal
EUT: Wi-Fi AP 4x4 OD ext. antenna US	Power: AC 120V/60Hz
Test Mode: Transmit by 802.11n-HT40 at Channel 5670MHz Ant 3	

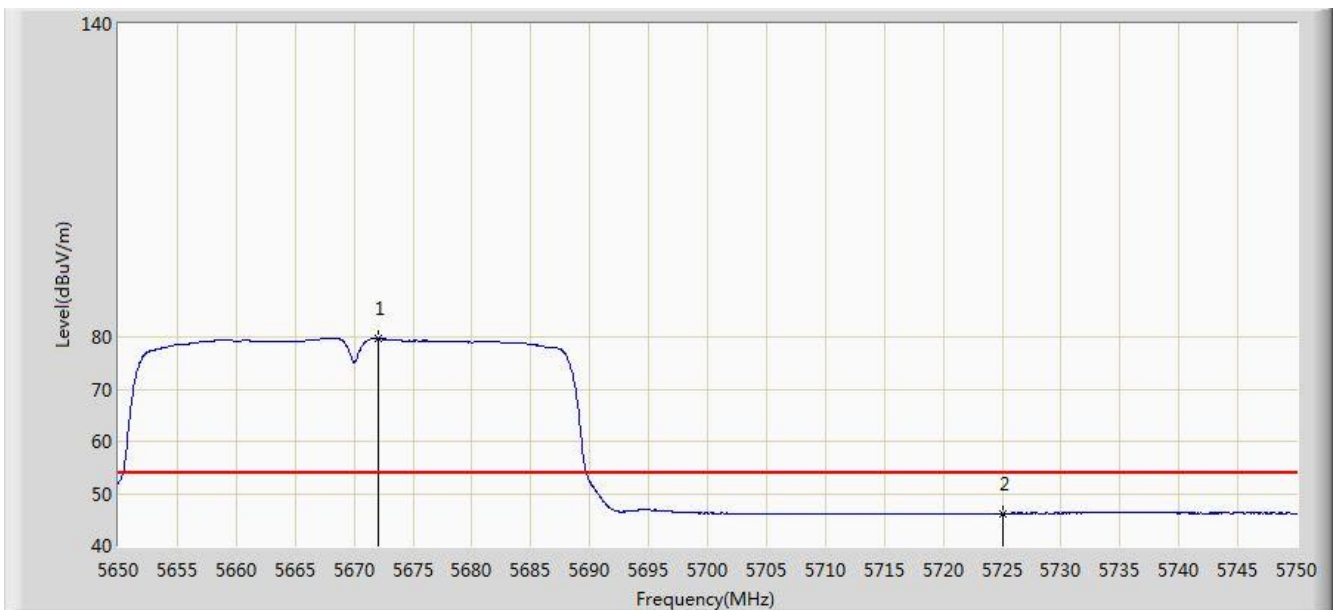


No	Flag	Mark	Frequency (MHz)	Measure Level (dBuV/m)	Reading Level (dBuV)	Margin (dB)	Limit (dBuV/m)	Factor (dB)	Type
1		*	5674.000	93.143	88.380	N/A	N/A	4.762	PK
2			5725.000	59.978	54.949	-14.022	74.000	5.029	PK
3			5727.350	61.379	56.335	-12.621	74.000	5.044	PK

Note: Measure Level (dB $\mu$ V/m) = Reading Level (dB $\mu$ V) + Factor (dB)

Factor (dB) = Cable Loss (dB) + Antenna Factor (dB) (dB/m) - Pre\_Amplifier Gain (dB)

Site: AC1	Time: 2016/11/10 - 23:28
Limit: FCC_Part15.209_RE(3m)	Engineer: Kevin Ker
Probe: BBHA9120D_1GHz_18GHz	Polarity: Horizontal
EUT: Wi-Fi AP 4x4 OD ext. antenna US	Power: AC 120V/60Hz
Test Mode: Transmit by 802.11n-HT40 at Channel 5670MHz Ant 3	

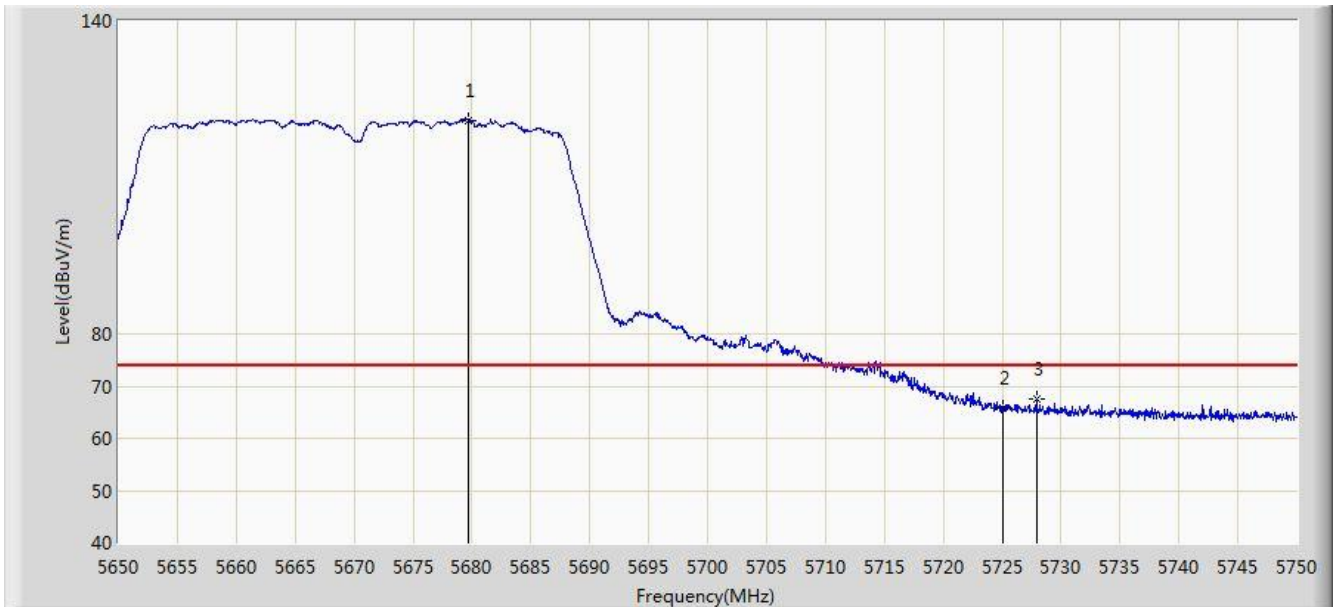


No	Flag	Mark	Frequency (MHz)	Measure Level (dBuV/m)	Reading Level (dBuV)	Margin (dB)	Limit (dBuV/m)	Factor (dB)	Type
1		*	5672.050	79.675	74.920	N/A	N/A	4.755	AV
2			5725.000	46.224	41.195	-7.776	54.000	5.029	AV

Note: Measure Level (dB $\mu$ V/m) = Reading Level (dB $\mu$ V) + Factor (dB)

Factor (dB) = Cable Loss (dB) + Antenna Factor (dB) (dB/m) - Pre\_Amplifier Gain (dB)

Site: AC1	Time: 2016/11/10 - 23:23
Limit: FCC_Part15.209_RE(3m)	Engineer: Kevin Ker
Probe: BBHA9120D_1GHz_18GHz	Polarity: Vertical
EUT: Wi-Fi AP 4x4 OD ext. antenna US	Power: AC 120V/60Hz
Test Mode: Transmit by 802.11n-HT40 at Channel 5670MHz Ant 3	

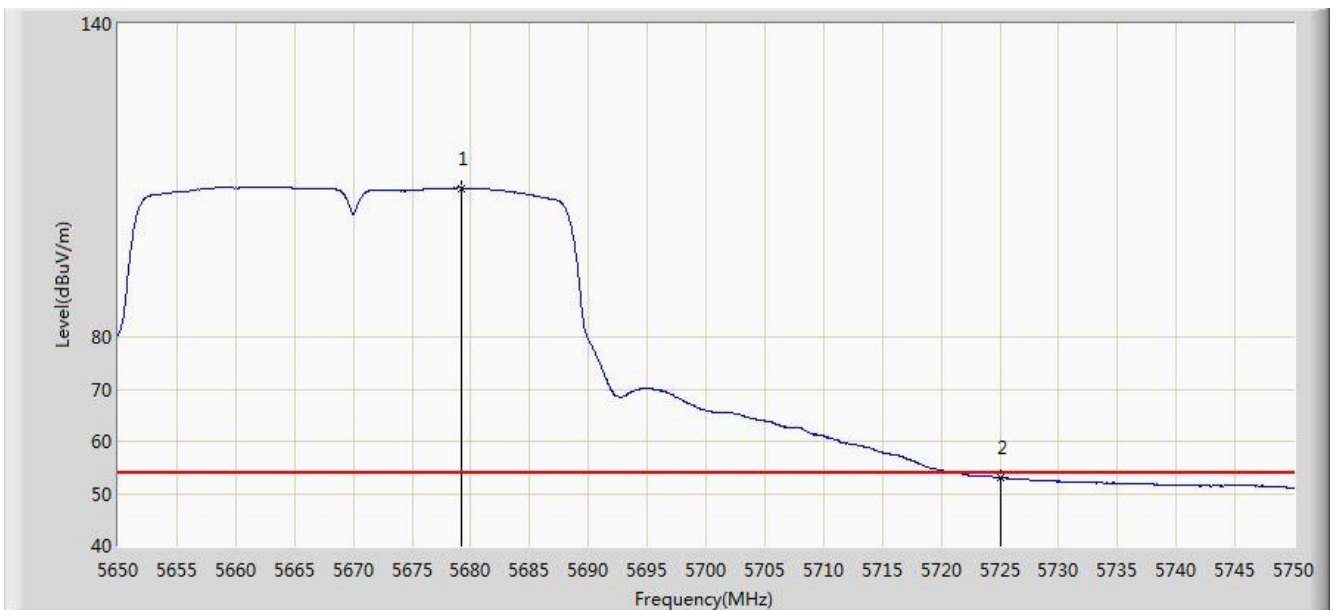


No	Flag	Mark	Frequency (MHz)	Measure Level (dBuV/m)	Reading Level (dBuV)	Margin (dB)	Limit (dBuV/m)	Factor (dB)	Type
1		*	5679.650	121.003	116.217	N/A	N/A	4.785	PK
2			5725.000	65.691	60.662	-8.309	74.000	5.029	PK
3			5727.900	67.536	62.488	-6.464	74.000	5.047	PK

Note: Measure Level (dB $\mu$ V/m) = Reading Level (dB $\mu$ V) + Factor (dB)

Factor (dB) = Cable Loss (dB) + Antenna Factor (dB) (dB/m) - Pre\_Amplifier Gain (dB)

Site: AC1	Time: 2016/11/10 - 23:20
Limit: FCC_Part15.209_RE(3m)	Engineer: Kevin Ker
Probe: BBHA9120D_1GHz_18GHz	Polarity: Vertical
EUT: Wi-Fi AP 4x4 OD ext. antenna US	Power: AC 120V/60Hz
Test Mode: Transmit by 802.11n-HT40 at Channel 5670MHz Ant 3	

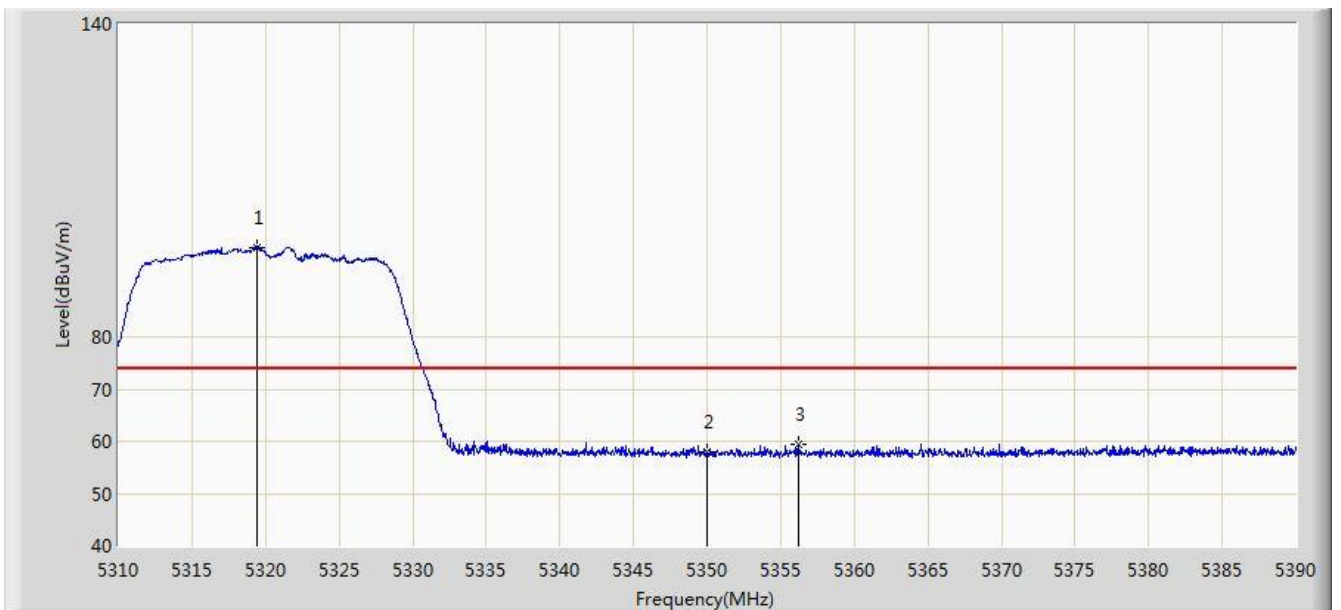


No	Flag	Mark	Frequency (MHz)	Measure Level (dBuV/m)	Reading Level (dBuV)	Margin (dB)	Limit (dBuV/m)	Factor (dB)	Type
1	X	*	5679.200	108.545	103.761	N/A	N/A	4.785	AV
2			5725.000	53.082	48.053	-0.918	54.000	5.029	AV

Note: Measure Level (dB $\mu$ V/m) = Reading Level (dB $\mu$ V) + Factor (dB)

Factor (dB) = Cable Loss (dB) + Antenna Factor (dB) (dB/m) - Pre\_Amplifier Gain (dB)

Site: AC1	Time: 2016/11/10 - 23:48
Limit: FCC_Part15.209_RE(3m)	Engineer: Kevin Ker
Probe: BBHA9120D_1GHz_18GHz	Polarity: Horizontal
EUT: Wi-Fi AP 4x4 OD ext. antenna US	Power: AC 120V/60Hz
Test Mode: Transmit by 802.11ac-VHT20 at Channel 5320MHz Ant 3	

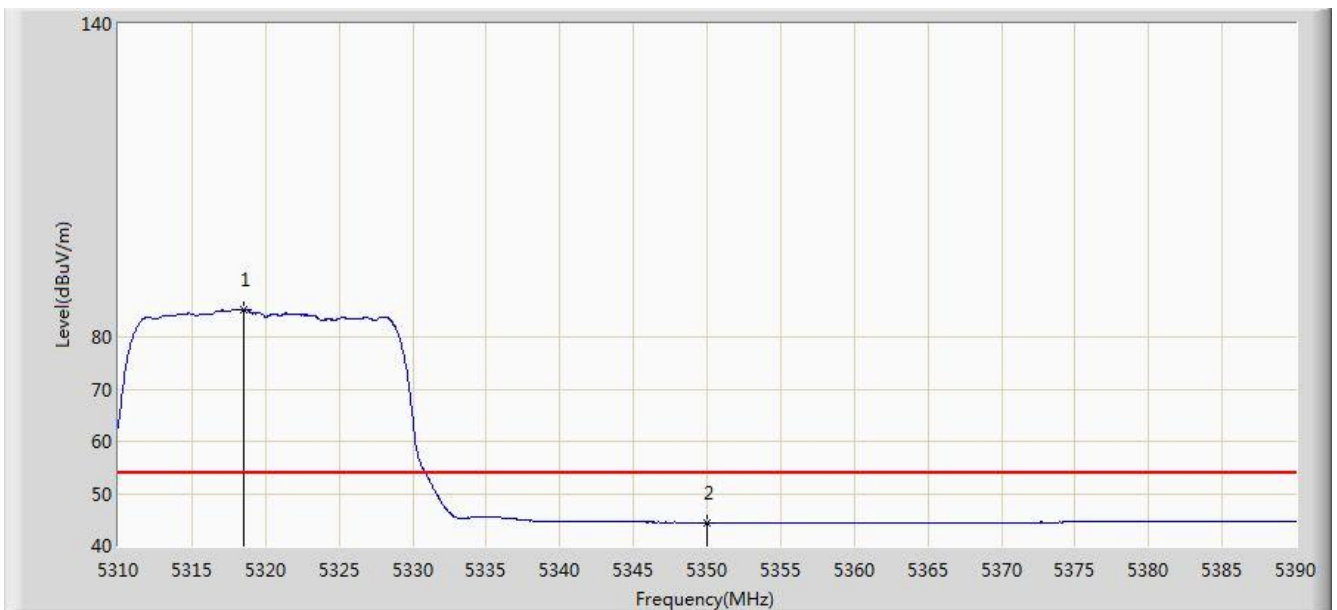


No	Flag	Mark	Frequency (MHz)	Measure Level (dBuV/m)	Reading Level (dBuV)	Margin (dB)	Limit (dBuV/m)	Factor (dB)	Type
1		*	5319.400	97.158	93.311	N/A	N/A	3.847	PK
2			5350.000	57.938	54.033	-16.062	74.000	3.904	PK
3			5356.200	59.366	55.450	-14.634	74.000	3.915	PK

Note: Measure Level (dB $\mu$ V/m) = Reading Level (dB $\mu$ V) + Factor (dB)

Factor (dB) = Cable Loss (dB) + Antenna Factor (dB) (dB/m) - Pre\_Amplifier Gain (dB)

Site: AC1	Time: 2016/11/10 - 23:50
Limit: FCC_Part15.209_RE(3m)	Engineer: Kevin Ker
Probe: BBHA9120D_1GHz_18GHz	Polarity: Horizontal
EUT: Wi-Fi AP 4x4 OD ext. antenna US	Power: AC 120V/60Hz
Test Mode: Transmit by 802.11ac-VHT20 at Channel 5320MHz Ant 3	



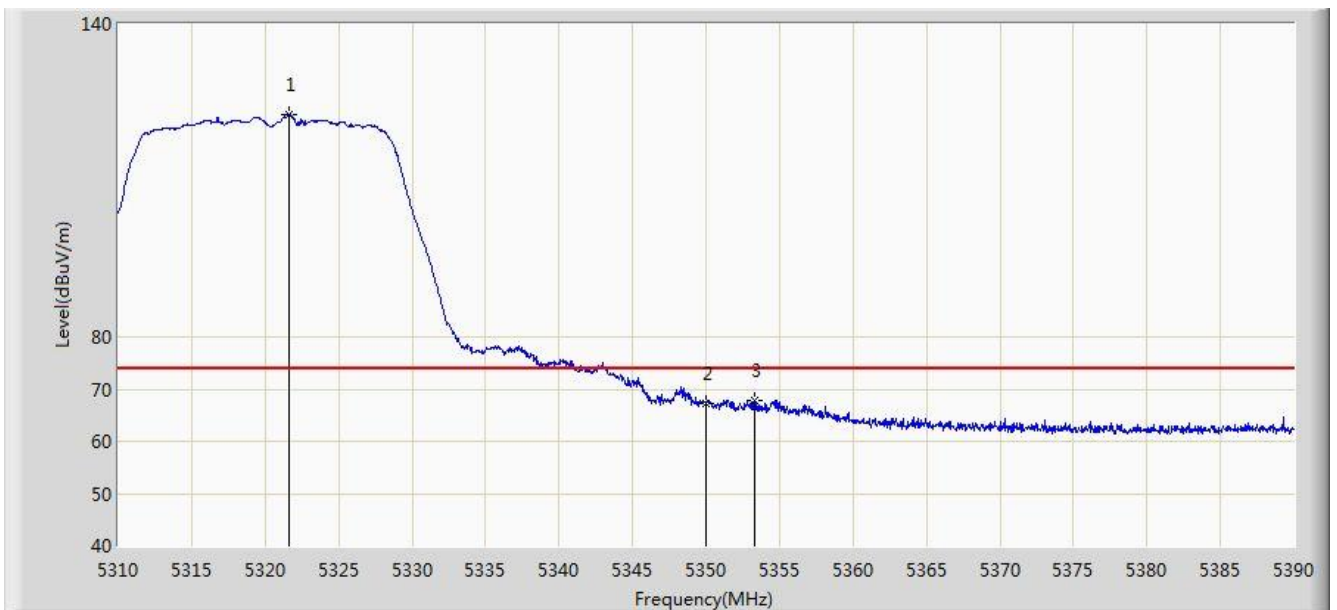
No	Flag	Mark	Frequency (MHz)	Measure Level (dBuV/m)	Reading Level (dBuV)	Margin (dB)	Limit (dBuV/m)	Factor (dB)	Type
1		*	5318.560	85.219	81.373	N/A	N/A	3.846	AV
2			5350.000	44.419	40.514	-9.581	54.000	3.904	AV

Note: Measure Level (dB $\mu$ V/m) = Reading Level (dB $\mu$ V) + Factor (dB)

Factor (dB) = Cable Loss (dB) + Antenna Factor (dB) (dB/m) - Pre\_Amplifier Gain (dB)



Site: AC1	Time: 2016/11/10 - 23:47
Limit: FCC_Part15.209_RE(3m)	Engineer: Kevin Ker
Probe: BBHA9120D_1GHz_18GHz	Polarity: Vertical
EUT: Wi-Fi AP 4x4 OD ext. antenna US	Power: AC 120V/60Hz
Test Mode: Transmit by 802.11ac-VHT20 at Channel 5320MHz Ant 3	

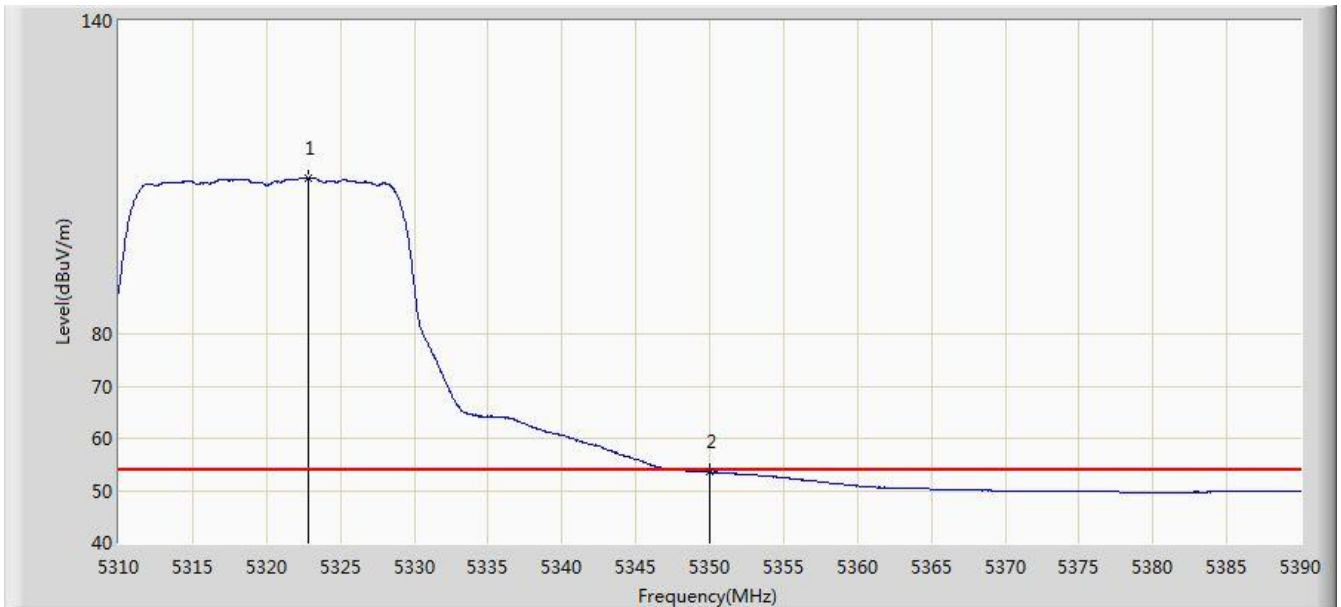


No	Flag	Mark	Frequency (MHz)	Measure Level (dBuV/m)	Reading Level (dBuV)	Margin (dB)	Limit (dBuV/m)	Factor (dB)	Type
1		*	5321.640	122.633	118.781	N/A	N/A	3.852	PK
2			5350.000	67.306	63.401	-6.694	74.000	3.904	PK
3			5353.280	67.925	64.014	-6.075	74.000	3.910	PK

Note: Measure Level (dB $\mu$ V/m) = Reading Level (dB $\mu$ V) + Factor (dB)

Factor (dB) = Cable Loss (dB) + Antenna Factor (dB) (dB/m) - Pre\_Amplifier Gain (dB)

Site: AC1	Time: 2016/11/10 - 23:45
Limit: FCC_Part15.209_RE(3m)	Engineer: Kevin Ker
Probe: BBHA9120D_1GHz_18GHz	Polarity: Vertical
EUT: Wi-Fi AP 4x4 OD ext. antenna US	Power: AC 120V/60Hz
Test Mode: Transmit by 802.11ac-VHT20 at Channel 5320MHz Ant 3	

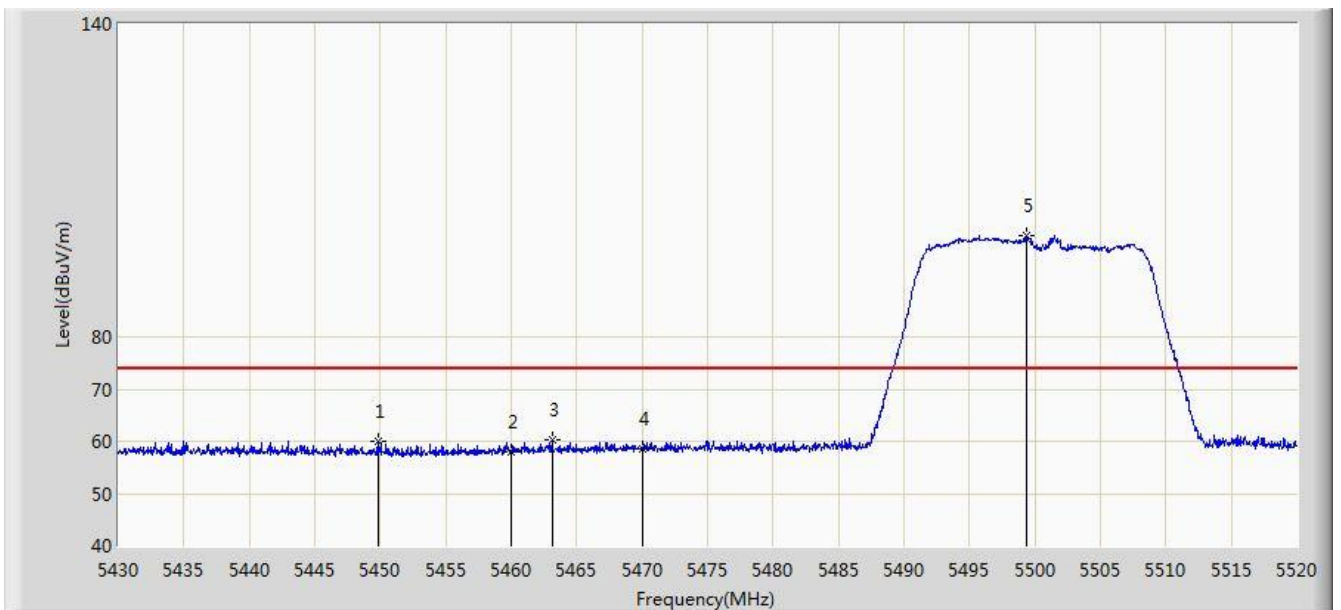


No	Flag	Mark	Frequency (MHz)	Measure Level (dBuV/m)	Reading Level (dBuV)	Margin (dB)	Limit (dBuV/m)	Factor (dB)	Type
1	X	*	5322.880	109.839	105.985	N/A	N/A	3.854	AV
2			5350.000	53.558	49.653	-0.442	54.000	3.904	AV

Note: Measure Level (dB $\mu$ V/m) = Reading Level (dB $\mu$ V) + Factor (dB)

Factor (dB) = Cable Loss (dB) + Antenna Factor (dB) (dB/m) - Pre\_Amplifier Gain (dB)

Site: AC1	Time: 2016/11/17 - 13:05
Limit: FCC_Part15.209_RE(3m)	Engineer: Kevin Ker
Probe: BBHA9120D_1GHz_18GHz	Polarity: Horizontal
EUT: Wi-Fi AP 4x4 OD ext. antenna US	Power: AC 120V/60Hz
Test Mode: Transmit by 802.11ac-VHT20 at Channel 5500MHz Ant 3	

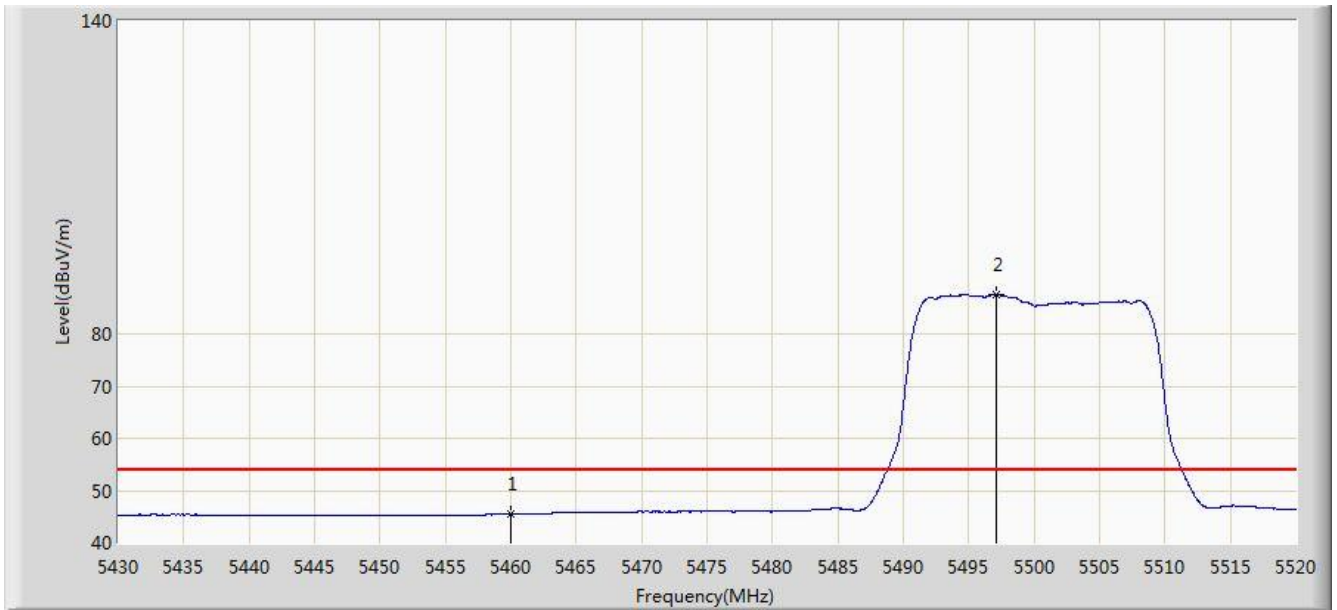


No	Flag	Mark	Frequency (MHz)	Measure Level (dBuV/m)	Reading Level (dBuV)	Margin (dB)	Limit (dBuV/m)	Factor (dB)	Type
1			5449.800	60.121	55.967	-13.879	74.000	4.153	PK
2			5460.000	57.962	53.782	-16.038	74.000	4.180	PK
3			5463.120	60.225	56.038	-13.775	74.000	4.187	PK
4			5470.000	58.656	54.454	-15.344	74.000	4.202	PK
5		*	5499.345	99.503	95.233	N/A	N/A	4.270	PK

Note: Measure Level (dB $\mu$ V/m) = Reading Level (dB $\mu$ V) + Factor (dB)

Factor (dB) = Cable Loss (dB) + Antenna Factor (dB) (dB/m) - Pre\_Amplifier Gain (dB)

Site: AC1	Time: 2016/11/17 - 13:07
Limit: FCC_Part15.209_RE(3m)	Engineer: Kevin Ker
Probe: BBHA9120D_1GHz_18GHz	Polarity: Horizontal
EUT: Wi-Fi AP 4x4 OD ext. antenna US	Power: AC 120V/60Hz
Test Mode: Transmit by 802.11ac-VHT20 at Channel 5500MHz Ant 3	

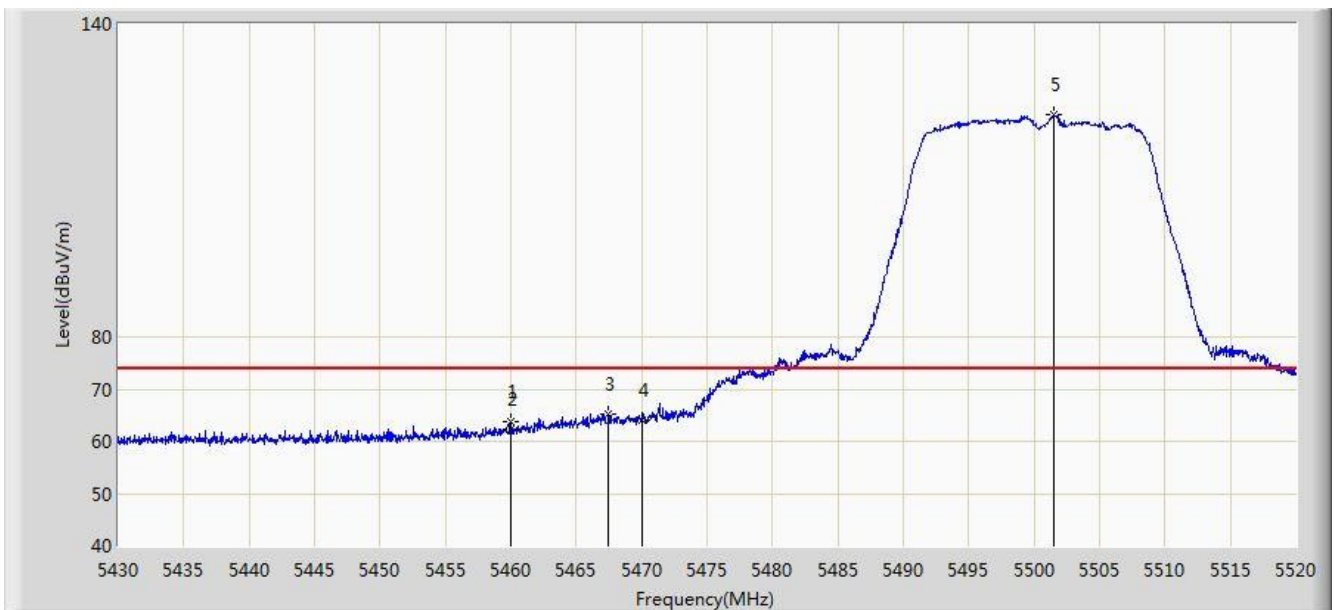


No	Flag	Mark	Frequency (MHz)	Measure Level (dBuV/m)	Reading Level (dBuV)	Margin (dB)	Limit (dBuV/m)	Factor (dB)	Type
1			5460.000	45.458	41.278	-8.542	54.000	4.180	AV
2		*	5497.140	87.431	83.167	N/A	N/A	4.264	AV

Note: Measure Level (dB $\mu$ V/m) = Reading Level (dB $\mu$ V) + Factor (dB)

Factor (dB) = Cable Loss (dB) + Antenna Factor (dB) (dB/m) - Pre\_Amplifier Gain (dB)

Site: AC1	Time: 2016/11/17 - 13:02
Limit: FCC_Part15.209_RE(3m)	Engineer: Kevin Ker
Probe: BBHA9120D_1GHz_18GHz	Polarity: Vertical
EUT: Wi-Fi AP 4x4 OD ext. antenna US	Power: AC 120V/60Hz
Test Mode: Transmit by 802.11ac-VHT20 at Channel 5500MHz Ant 3	



No	Flag	Mark	Frequency (MHz)	Measure Level (dBuV/m)	Reading Level (dBuV)	Margin (dB)	Limit (dBuV/m)	Factor (dB)	Type
1			5459.970	63.809	59.629	-10.191	74.000	4.180	PK
2			5460.000	62.218	58.038	-11.782	74.000	4.180	PK
3			5467.485	65.293	61.096	-8.707	74.000	4.196	PK
4			5470.000	64.148	59.946	-9.852	74.000	4.202	PK
5		*	5501.460	122.473	118.197	N/A	N/A	4.276	PK

Note: Measure Level (dB $\mu$ V/m) = Reading Level (dB $\mu$ V) + Factor (dB)

Factor (dB) = Cable Loss (dB) + Antenna Factor (dB) (dB/m) - Pre\_Amplifier Gain (dB)

Site: AC1	Time: 2016/11/17 - 13:05
Limit: FCC_Part15.209_RE(3m)	Engineer: Kevin Ker
Probe: BBHA9120D_1GHz_18GHz	Polarity: Vertical
EUT: Wi-Fi AP 4x4 OD ext. antenna US	Power: AC 120V/60Hz
Test Mode: Transmit by 802.11ac-VHT20 at Channel 5500MHz Ant 3	

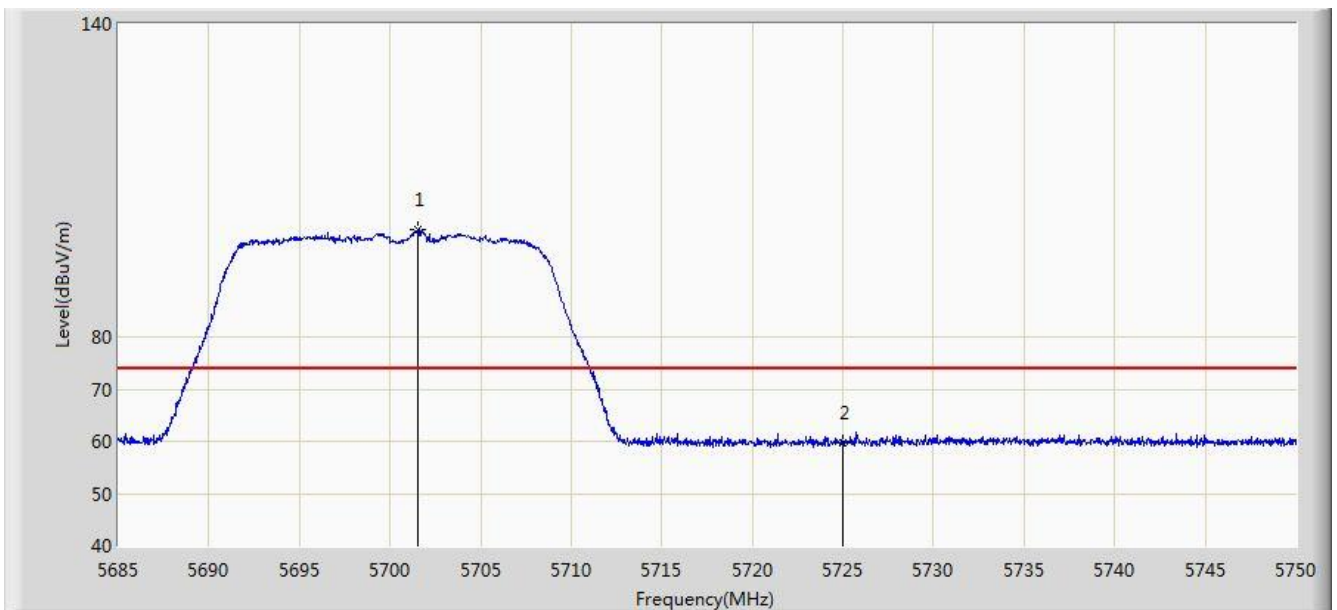


No	Flag	Mark	Frequency (MHz)	Measure Level (dBuV/m)	Reading Level (dBuV)	Margin (dB)	Limit (dBuV/m)	Factor (dB)	Type
1			5460.000	49.603	45.423	-4.397	54.000	4.180	AV
2	X	*	5497.545	110.062	105.797	N/A	N/A	4.265	AV

Note: Measure Level (dB $\mu$ V/m) = Reading Level (dB $\mu$ V) + Factor (dB)

Factor (dB) = Cable Loss (dB) + Antenna Factor (dB) (dB/m) - Pre\_Amplifier Gain (dB)

Site: AC1	Time: 2016/11/11 - 00:16
Limit: FCC_Part15.209_RE(3m)	Engineer: Kevin Ker
Probe: BBHA9120D_1GHz_18GHz	Polarity: Horizontal
EUT: Wi-Fi AP 4x4 OD ext. antenna US	Power: AC 120V/60Hz
Test Mode: Transmit by 802.11ac-VHT20 at Channel 5700MHz Ant 3	

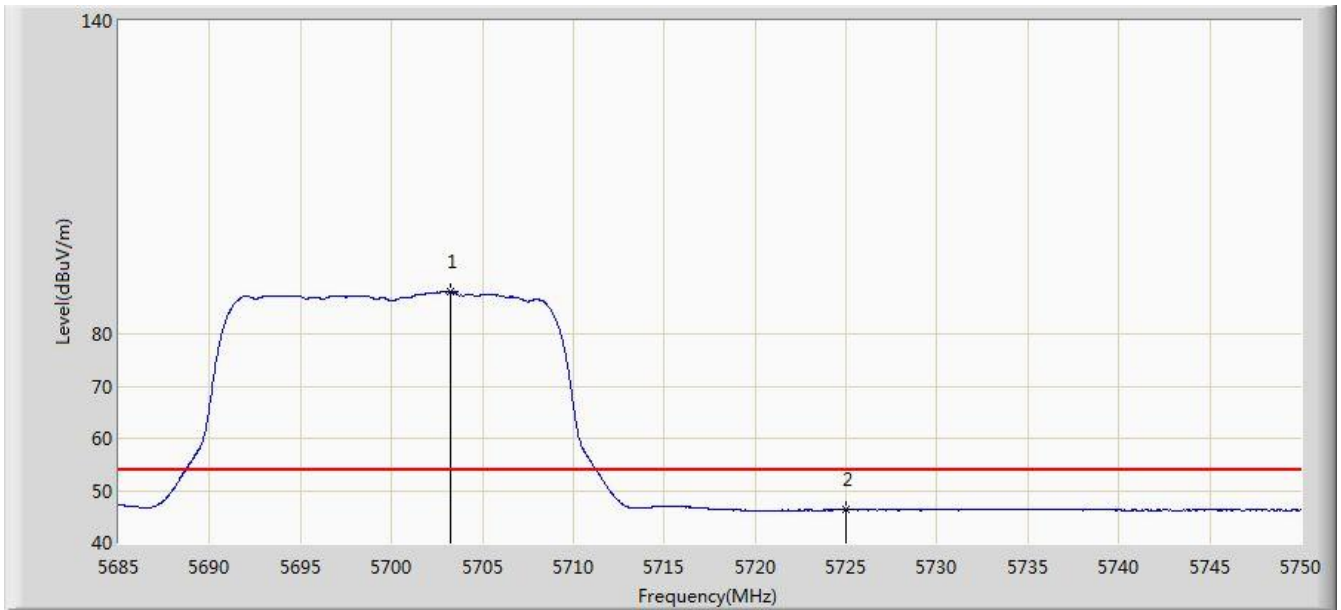


No	Flag	Mark	Frequency (MHz)	Measure Level (dBuV/m)	Reading Level (dBuV)	Margin (dB)	Limit (dBuV/m)	Factor (dB)	Type
1		*	5701.542	100.516	95.630	N/A	N/A	4.886	PK
2			5725.000	59.835	54.806	-14.165	74.000	5.029	PK

Note: Measure Level (dB $\mu$ V/m) = Reading Level (dB $\mu$ V) + Factor (dB)

Factor (dB) = Cable Loss (dB) + Antenna Factor (dB) (dB/m) - Pre\_Amplifier Gain (dB)

w	Time: 2016/11/11 - 00:20
Limit: FCC_Part15.209_RE(3m)	Engineer: Kevin Ker
Probe: BBHA9120D_1GHz_18GHz	Polarity: Horizontal
EUT: Wi-Fi AP 4x4 OD ext. antenna US	Power: AC 120V/60Hz
Test Mode: Transmit by 802.11ac-VHT20 at Channel 5700MHz Ant 3	



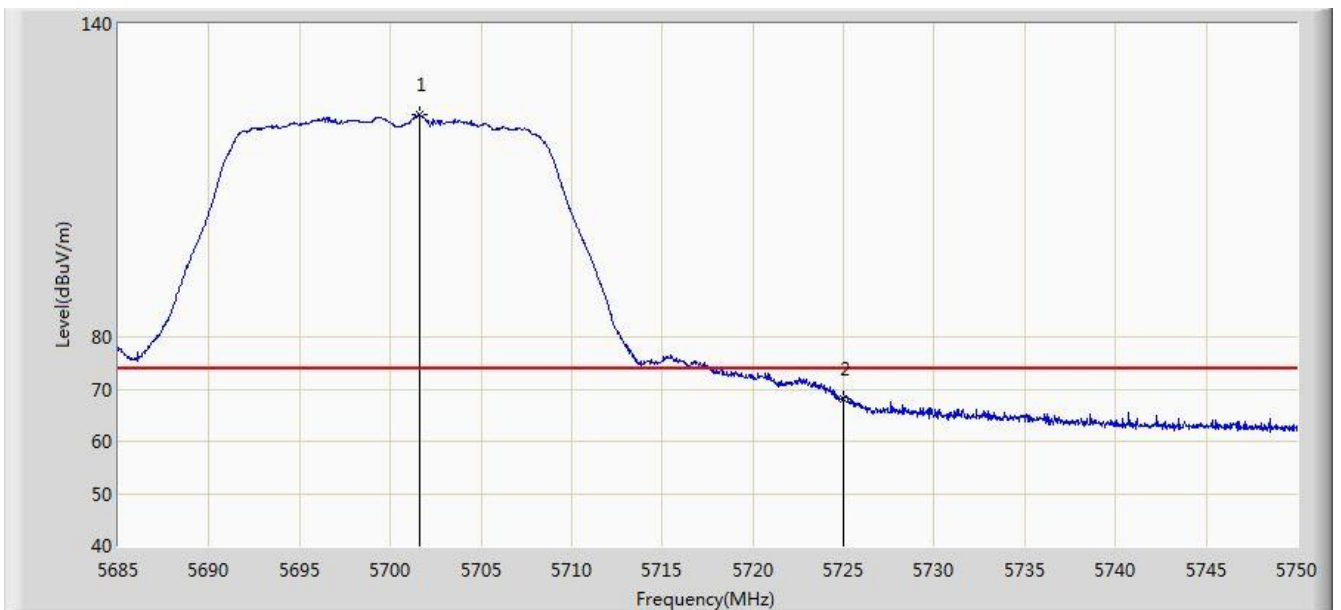
No	Flag	Mark	Frequency (MHz)	Measure Level (dBuV/m)	Reading Level (dBuV)	Margin (dB)	Limit (dBuV/m)	Factor (dB)	Type
1		*	5703.265	88.054	83.158	N/A	N/A	4.896	AV
2			5725.000	46.283	41.254	-7.717	54.000	5.029	AV

Note: Measure Level (dB $\mu$ V/m) = Reading Level (dB $\mu$ V) + Factor (dB)

Factor (dB) = Cable Loss (dB) + Antenna Factor (dB) (dB/m) - Pre\_Amplifier Gain (dB)



Site: AC1	Time: 2016/11/11 - 00:13
Limit: FCC_Part15.209_RE(3m)	Engineer: Kevin Ker
Probe: BBHA9120D_1GHz_18GHz	Polarity: Vertical
EUT: Wi-Fi AP 4x4 OD ext. antenna US	Power: AC 120V/60Hz
Test Mode: Transmit by 802.11ac-VHT20 at Channel 5700MHz Ant 3	

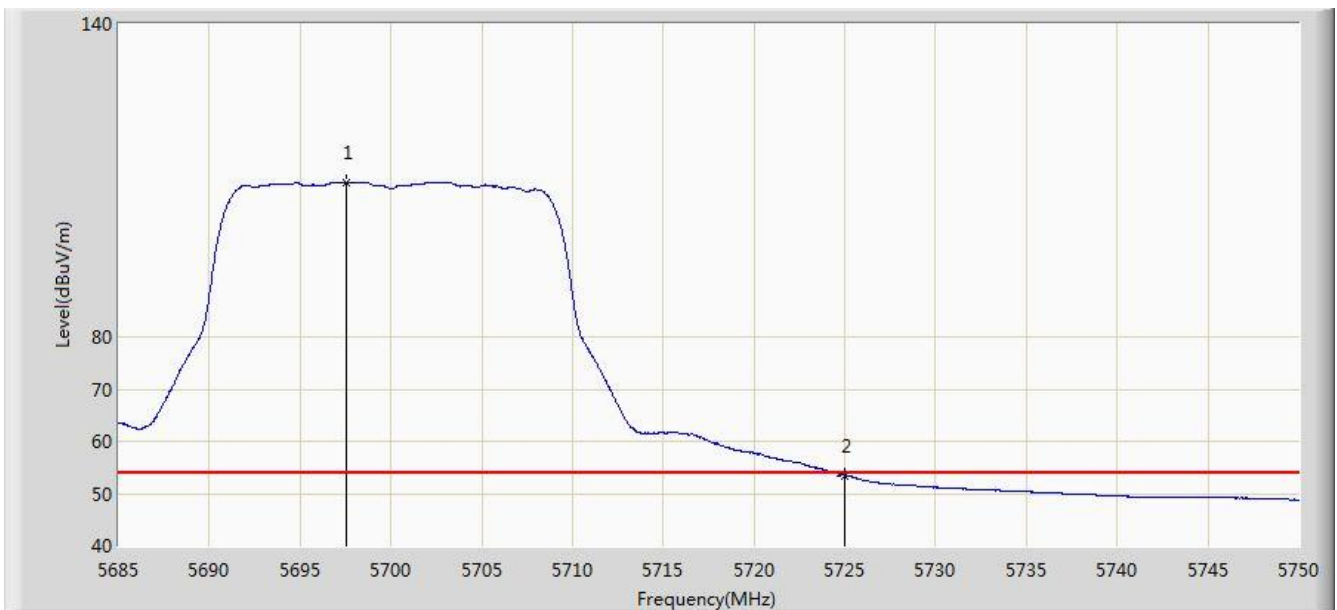


No	Flag	Mark	Frequency (MHz)	Measure Level (dBuV/m)	Reading Level (dBuV)	Margin (dB)	Limit (dBuV/m)	Factor (dB)	Type
1		*	5701.640	122.490	117.603	N/A	N/A	4.887	PK
2			5725.000	68.068	63.039	-5.932	74.000	5.029	PK

Note: Measure Level (dB $\mu$ V/m) = Reading Level (dB $\mu$ V) + Factor (dB)

Factor (dB) = Cable Loss (dB) + Antenna Factor (dB) (dB/m) - Pre\_Amplifier Gain (dB)

Site: AC1	Time: 2016/11/11 - 00:10
Limit: FCC_Part15.209_RE(3m)	Engineer: Kevin Ker
Probe: BBHA9120D_1GHz_18GHz	Polarity: Vertical
EUT: Wi-Fi AP 4x4 OD ext. antenna US	Power: AC 120V/60Hz
Test Mode: Transmit by 802.11ac-VHT20 at Channel 5700MHz Ant 3	

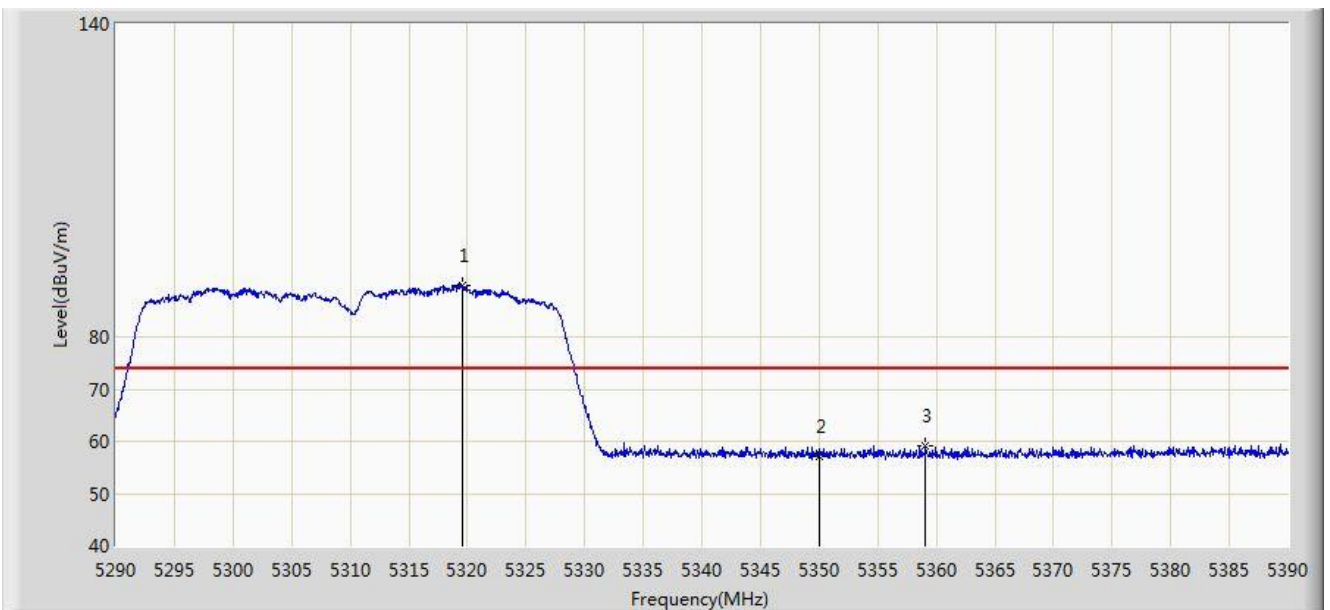


No	Flag	Mark	Frequency (MHz)	Measure Level (dBuV/m)	Reading Level (dBuV)	Margin (dB)	Limit (dBuV/m)	Factor (dB)	Type
1	X	*	5697.513	109.508	104.643	N/A	N/A	4.865	AV
2			5725.000	53.472	48.443	-0.528	54.000	5.029	AV

Note: Measure Level (dB $\mu$ V/m) = Reading Level (dB $\mu$ V) + Factor (dB)

Factor (dB) = Cable Loss (dB) + Antenna Factor (dB) (dB/m) - Pre\_Amplifier Gain (dB)

Site: AC1	Time: 2016/11/11 - 00:45
Limit: FCC_Part15.209_RE(3m)	Engineer: Kevin Ker
Probe: BBHA9120D_1GHz_18GHz	Polarity: Horizontal
EUT: Wi-Fi AP 4x4 OD ext. antenna US	Power: AC 120V/60Hz
Test Mode: Transmit by 802.11ac-VHT40 at Channel 5310MHz Ant 3	

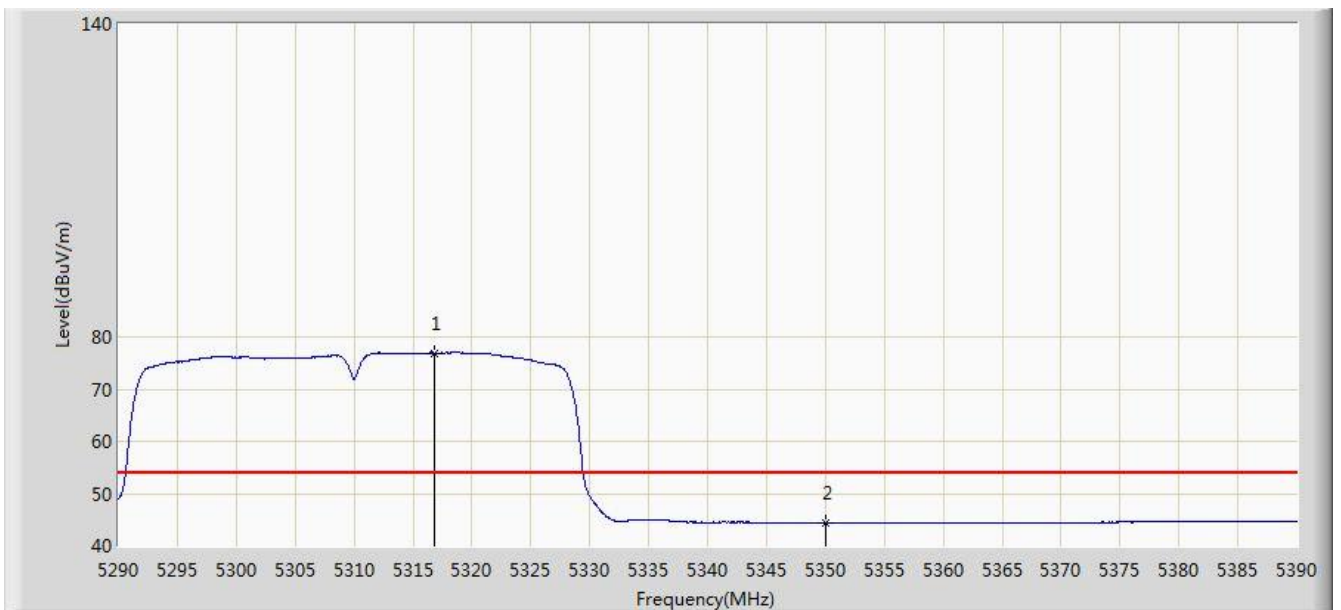


No	Flag	Mark	Frequency (MHz)	Measure Level (dBuV/m)	Reading Level (dBuV)	Margin (dB)	Limit (dBuV/m)	Factor (dB)	Type
1		*	5319.550	89.910	86.062	N/A	N/A	3.847	PK
2			5350.000	57.064	53.159	-16.936	74.000	3.904	PK
3			5359.100	59.162	55.241	-14.838	74.000	3.922	PK

Note: Measure Level (dB $\mu$ V/m) = Reading Level (dB $\mu$ V) + Factor (dB)

Factor (dB) = Cable Loss (dB) + Antenna Factor (dB) (dB/m) - Pre\_Amplifier Gain (dB)

Site: AC1	Time: 2016/11/11 - 00:47
Limit: FCC_Part15.209_RE(3m)	Engineer: Kevin Ker
Probe: BBHA9120D_1GHz_18GHz	Polarity: Horizontal
EUT: Wi-Fi AP 4x4 OD ext. antenna US	Power: AC 120V/60Hz
Test Mode: Transmit by 802.11ac-VHT40 at Channel 5310MHz Ant 3	

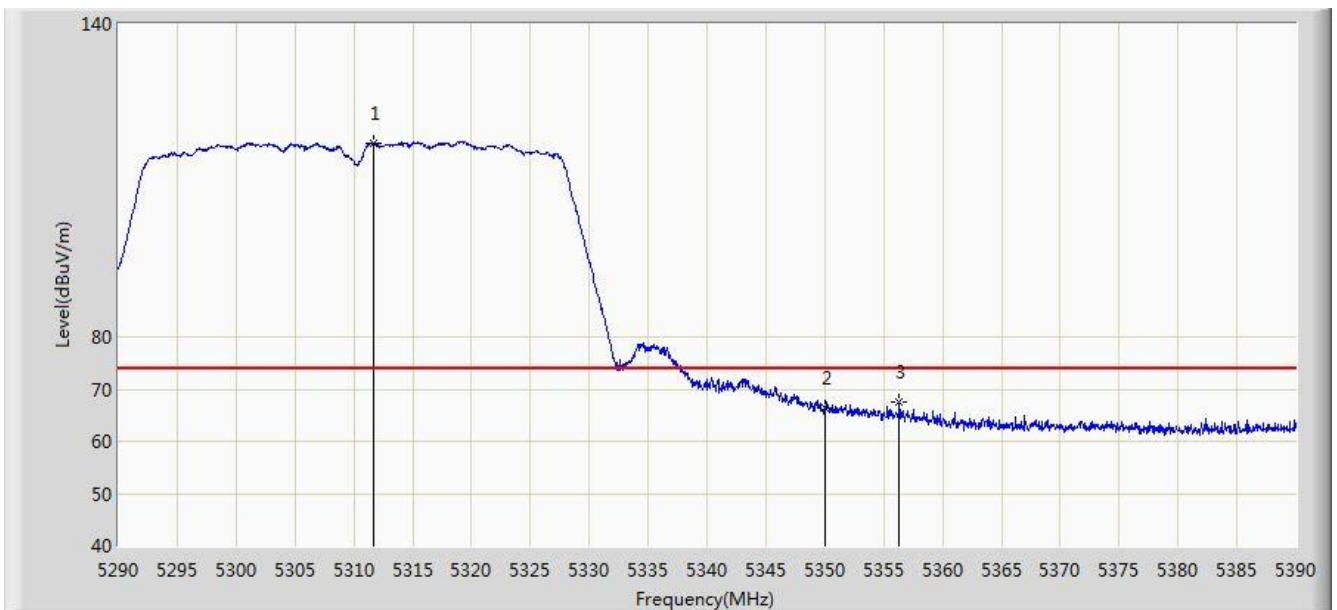


No	Flag	Mark	Frequency (MHz)	Measure Level (dBuV/m)	Reading Level (dBuV)	Margin (dB)	Limit (dBuV/m)	Factor (dB)	Type
1		*	5316.850	76.937	73.094	N/A	N/A	3.843	AV
2			5350.000	44.365	40.460	-9.635	54.000	3.904	AV

Note: Measure Level (dB $\mu$ V/m) = Reading Level (dB $\mu$ V) + Factor (dB)

Factor (dB) = Cable Loss (dB) + Antenna Factor (dB) (dB/m) - Pre\_Amplifier Gain (dB)

Site: AC1	Time: 2016/11/11 - 00:45
Limit: FCC_Part15.209_RE(3m)	Engineer: Kevin Ker
Probe: BBHA9120D_1GHz_18GHz	Polarity: Vertical
EUT: Wi-Fi AP 4x4 OD ext. antenna US	Power: AC 120V/60Hz
Test Mode: Transmit by 802.11ac-VHT40 at Channel 5310MHz Ant 3	

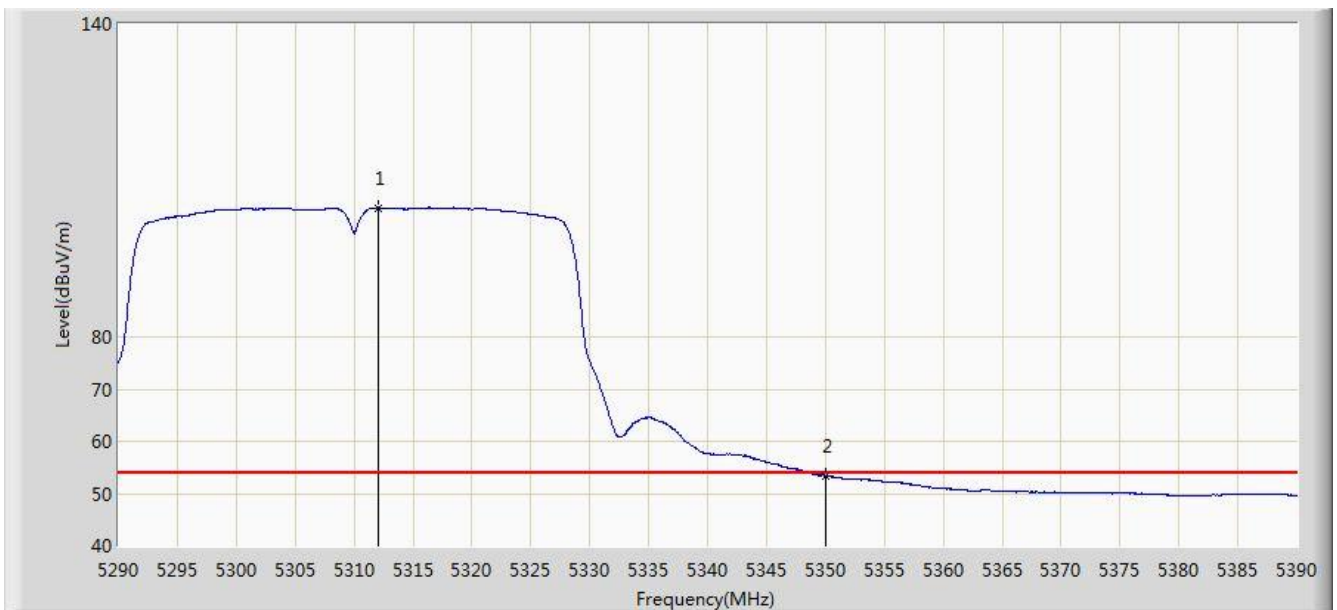


No	Flag	Mark	Frequency (MHz)	Measure Level (dBuV/m)	Reading Level (dBuV)	Margin (dB)	Limit (dBuV/m)	Factor (dB)	Type
1		*	5311.700	117.206	113.373	N/A	N/A	3.834	PK
2			5350.000	66.276	62.371	-7.724	74.000	3.904	PK
3			5356.300	67.519	63.603	-6.481	74.000	3.917	PK

Note: Measure Level (dB $\mu$ V/m) = Reading Level (dB $\mu$ V) + Factor (dB)

Factor (dB) = Cable Loss (dB) + Antenna Factor (dB) (dB/m) - Pre\_Amplifier Gain (dB)

Site: AC1	Time: 2016/11/11 - 00:43
Limit: FCC_Part15.209_RE(3m)	Engineer: Kevin Ker
Probe: BBHA9120D_1GHz_18GHz	Polarity: Vertical
EUT: Wi-Fi AP 4x4 OD ext. antenna US	Power: AC 120V/60Hz
Test Mode: Transmit by 802.11ac-VHT40 at Channel 5310MHz Ant 3	

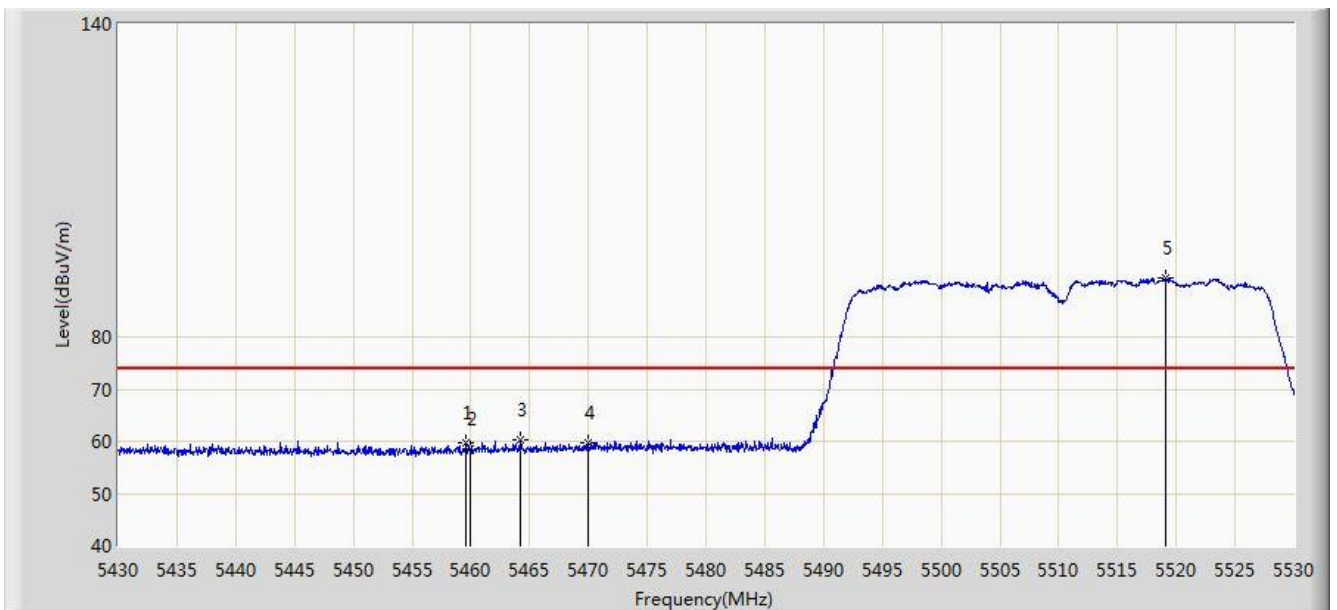


No	Flag	Mark	Frequency (MHz)	Measure Level (dBuV/m)	Reading Level (dBuV)	Margin (dB)	Limit (dBuV/m)	Factor (dB)	Type
1		*	5312.050	104.778	100.944	N/A	N/A	3.834	AV
2			5350.000	53.384	49.479	-0.616	54.000	3.904	AV

Note: Measure Level (dB $\mu$ V/m) = Reading Level (dB $\mu$ V) + Factor (dB)

Factor (dB) = Cable Loss (dB) + Antenna Factor (dB) (dB/m) - Pre\_Amplifier Gain (dB)

Site: AC1	Time: 2016/11/17 - 13:13
Limit: FCC_Part15.209_RE(3m)	Engineer: Kevin Ker
Probe: BBHA9120D_1GHz_18GHz	Polarity: Horizontal
EUT: Wi-Fi AP 4x4 OD ext. antenna US	Power: AC 120V/60Hz
Test Mode: Transmit by 802.11ac-VHT40 at Channel 5510MHz Ant 3	

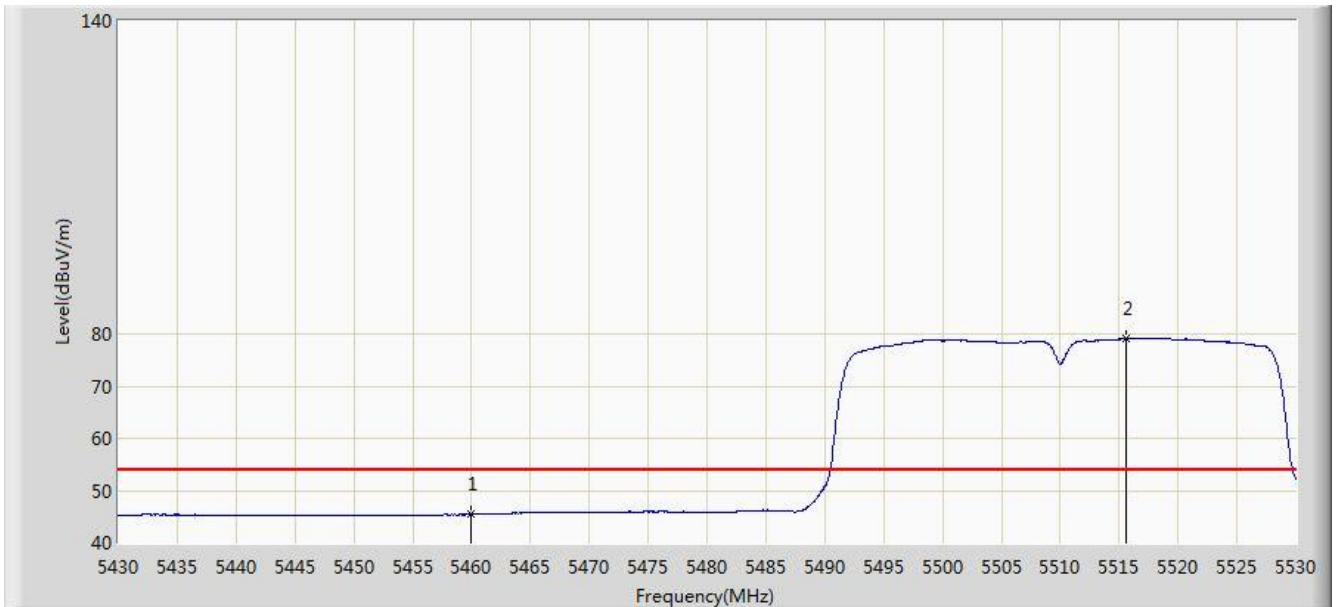


w	Flag	Mark	Frequency (MHz)	Measure Level (dBuV/m)	Reading Level (dBuV)	Margin (dB)	Limit (dBuV/m)	Factor (dB)	Type
1			5459.600	59.567	55.388	-14.433	74.000	4.180	PK
2			5460.000	58.448	54.268	-15.552	74.000	4.180	PK
3			5464.200	60.211	56.022	-13.789	74.000	4.189	PK
4			5470.000	59.743	55.541	-14.257	74.000	4.202	PK
5		*	5519.050	91.190	86.862	N/A	N/A	4.328	PK

Note: Measure Level (dB $\mu$ V/m) = Reading Level (dB $\mu$ V) + Factor (dB)

Factor (dB) = Cable Loss (dB) + Antenna Factor (dB) (dB/m) - Pre\_Amplifier Gain (dB)

Site: AC1	Time: 2016/11/17 - 13:15
Limit: FCC_Part15.209_RE(3m)	Engineer: Kevin Ker
Probe: BBHA9120D_1GHz_18GHz	Polarity: Horizontal
EUT: Wi-Fi AP 4x4 OD ext. antenna US	Power: AC 120V/60Hz
Test Mode: Transmit by 802.11ac-VHT40 at Channel 5510MHz Ant 3	



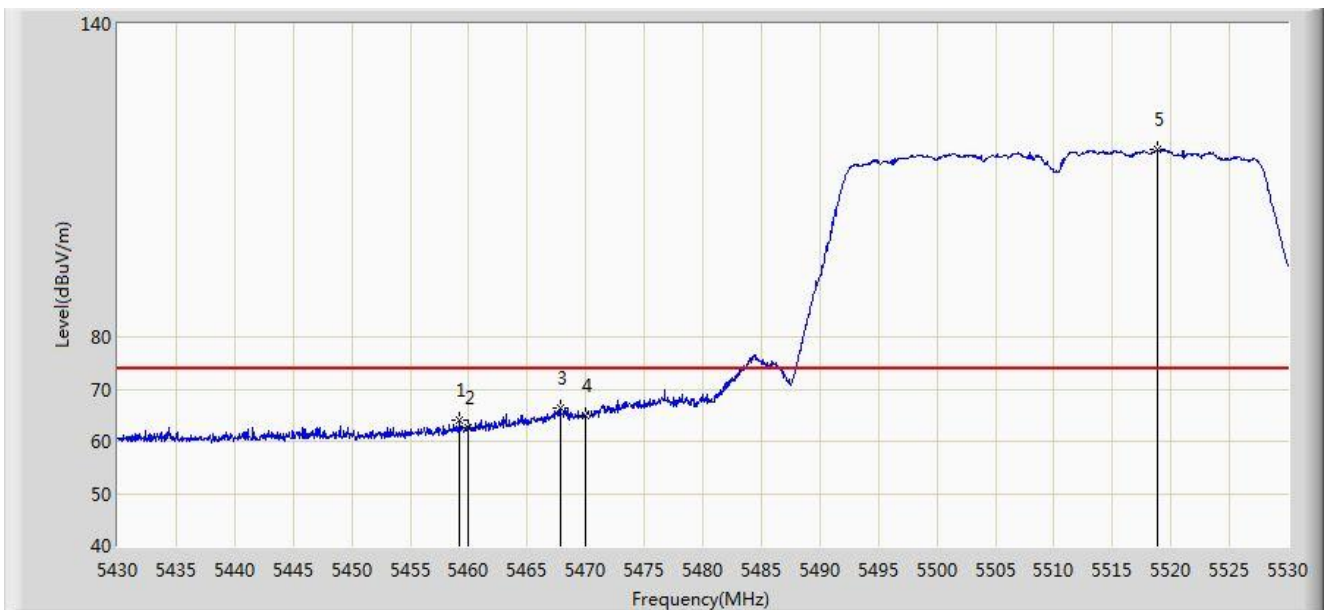
No	Flag	Mark	Frequency (MHz)	Measure Level (dBuV/m)	Reading Level (dBuV)	Margin (dB)	Limit (dBuV/m)	Factor (dB)	Type
1			5460.000	45.397	41.217	-8.603	54.000	4.180	AV
2		*	5515.650	79.045	74.727	N/A	N/A	4.318	AV

Note: Measure Level (dB $\mu$ V/m) = Reading Level (dB $\mu$ V) + Factor (dB)

Factor (dB) = Cable Loss (dB) + Antenna Factor (dB) (dB/m) - Pre\_Amplifier Gain (dB)



Site: AC1	Time: 2016/11/17 - 13:10
Limit: FCC_Part15.209_RE(3m)	Engineer: Kevin Ker
Probe: BBHA9120D_1GHz_18GHz	Polarity: Vertical
EUT: Wi-Fi AP 4x4 OD ext. antenna US	Power: AC 120V/60Hz
Test Mode: Transmit by 802.11ac-VHT40 at Channel 5510MHz Ant 3	

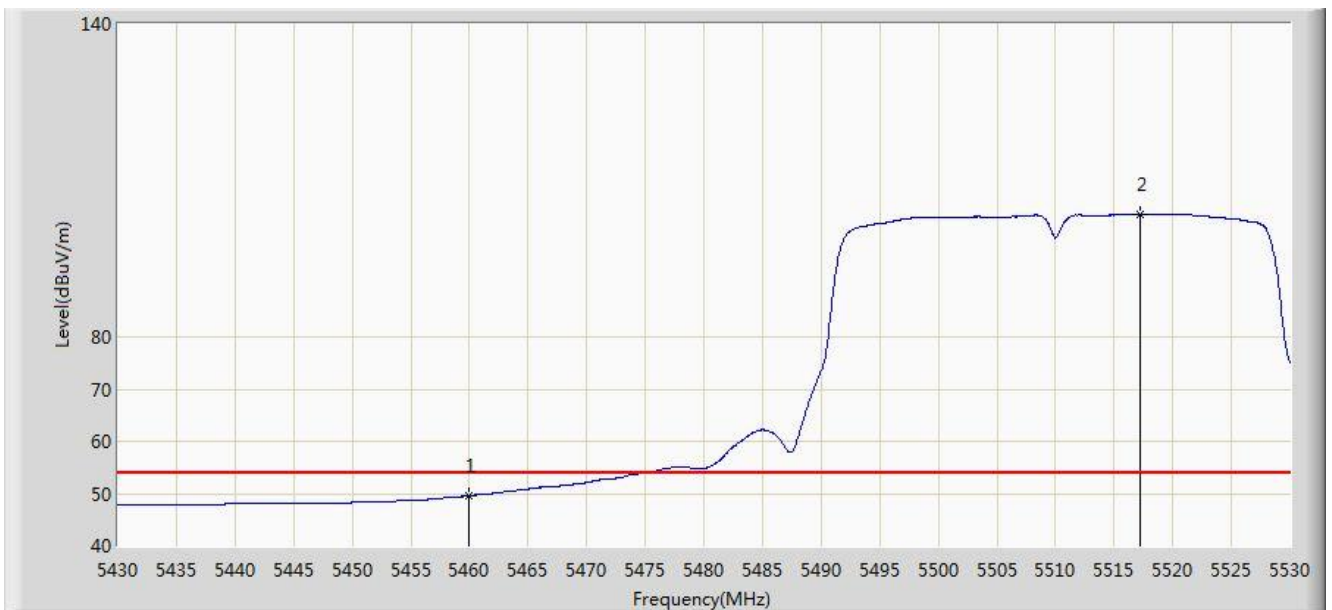


No	Flag	Mark	Frequency (MHz)	Measure Level (dBuV/m)	Reading Level (dBuV)	Margin (dB)	Limit (dBuV/m)	Factor (dB)	Type
1			5459.200	63.916	59.737	-10.084	74.000	4.178	PK
2			5460.000	62.677	58.497	-11.323	74.000	4.180	PK
3			5467.800	66.340	62.143	-7.660	74.000	4.197	PK
4			5470.000	64.975	60.773	-9.025	74.000	4.202	PK
5		*	5518.800	115.947	111.620	N/A	N/A	4.328	PK

Note: Measure Level (dB $\mu$ V/m) = Reading Level (dB $\mu$ V) + Factor (dB)

Factor (dB) = Cable Loss (dB) + Antenna Factor (dB) (dB/m) - Pre\_Amplifier Gain (dB)

Site: AC1	Time: 2016/11/17 - 13:12
Limit: FCC_Part15.209_RE(3m)	Engineer: Kevin Ker
Probe: BBHA9120D_1GHz_18GHz	Polarity: Vertical
EUT: Wi-Fi AP 4x4 OD ext. antenna US	Power: AC 120V/60Hz
Test Mode: Transmit by 802.11ac-VHT40 at Channel 5510MHz Ant 3	

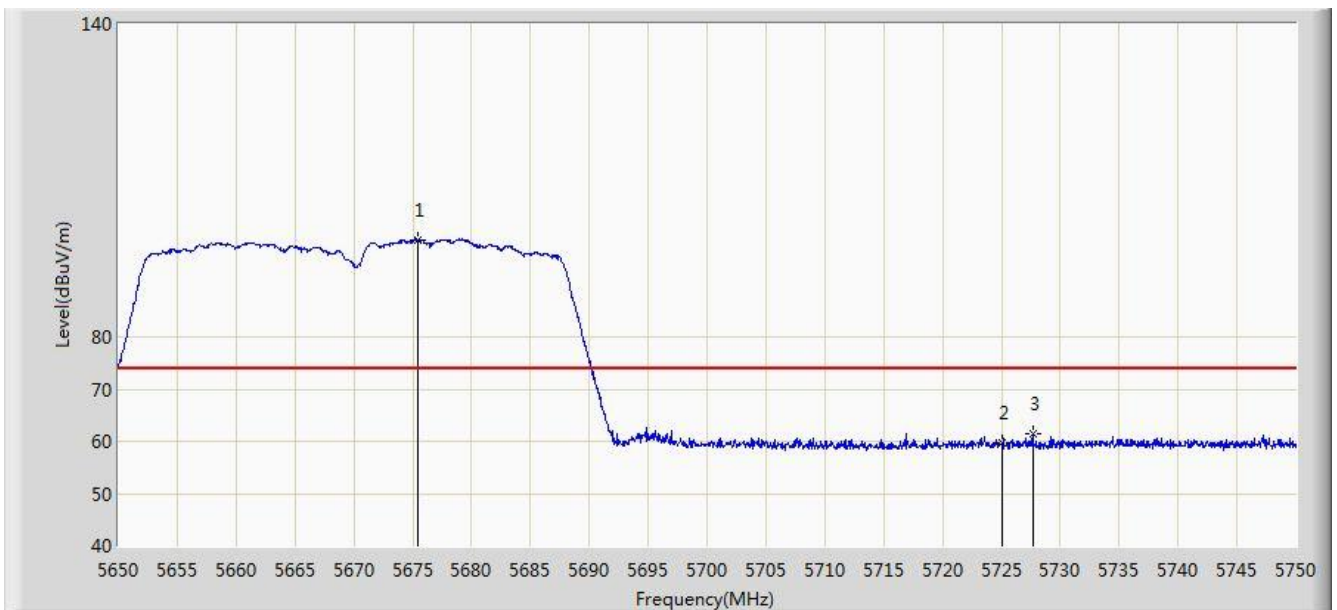


No	Flag	Mark	Frequency (MHz)	Measure Level (dBuV/m)	Reading Level (dBuV)	Margin (dB)	Limit (dBuV/m)	Factor (dB)	Type
1			5460.000	49.519	45.339	-4.481	54.000	4.180	AV
2		*	5517.200	103.552	99.229	N/A	N/A	4.323	AV

Note: Measure Level (dB $\mu$ V/m) = Reading Level (dB $\mu$ V) + Factor (dB)

Factor (dB) = Cable Loss (dB) + Antenna Factor (dB) (dB/m) - Pre\_Amplifier Gain (dB)

Site: AC1	Time: 2016/11/11 - 01:01
Limit: FCC_Part15.209_RE(3m)	Engineer: Kevin Ker
Probe: BBHA9120D_1GHz_18GHz	Polarity: Horizontal
EUT: Wi-Fi AP 4x4 OD ext. antenna US	Power: AC 120V/60Hz
Test Mode: Transmit by 802.11ac-VHT40 at Channel 5670MHz Ant 3	

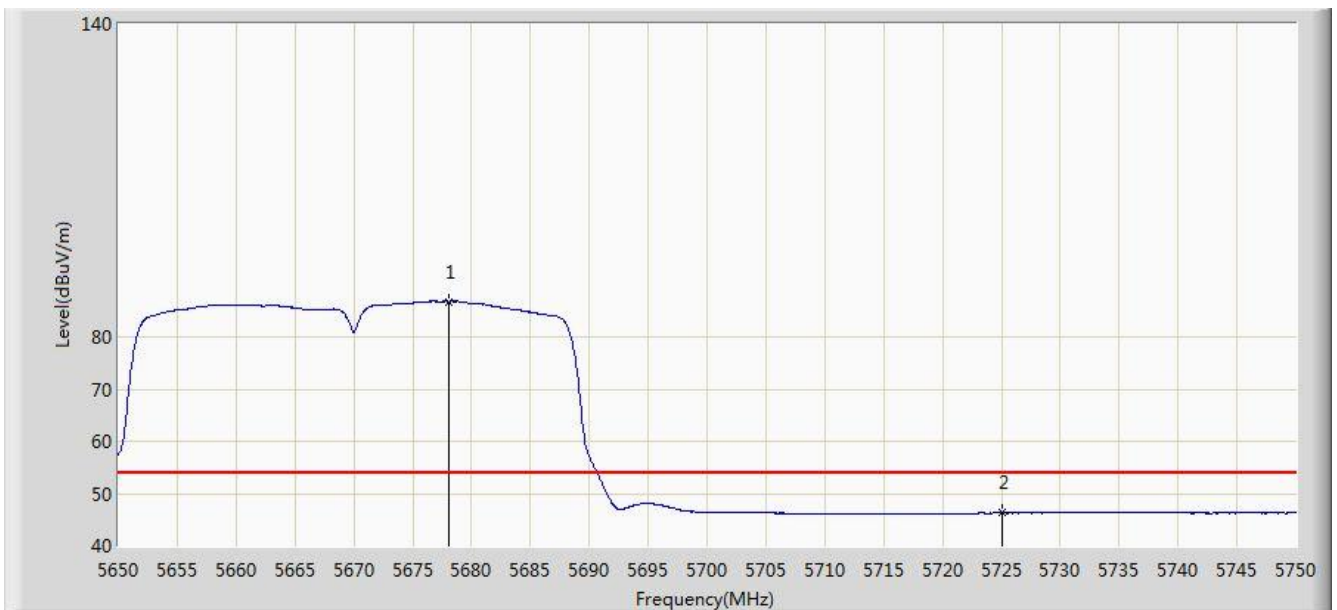


No	Flag	Mark	Frequency (MHz)	Measure Level (dBuV/m)	Reading Level (dBuV)	Margin (dB)	Limit (dBuV/m)	Factor (dB)	Type
1		*	5675.450	98.562	93.793	N/A	N/A	4.770	PK
2			5725.000	59.629	54.600	-14.371	74.000	5.029	PK
3			5727.650	61.369	56.323	-12.631	74.000	5.046	PK

Note: Measure Level (dB $\mu$ V/m) = Reading Level (dB $\mu$ V) + Factor (dB)

Factor (dB) = Cable Loss (dB) + Antenna Factor (dB) (dB/m) - Pre\_Amplifier Gain (dB)

Site: AC1	Time: 2016/11/11 - 01:03
Limit: FCC_Part15.209_RE(3m)	Engineer: Kevin Ker
Probe: BBHA9120D_1GHz_18GHz	Polarity: Horizontal
EUT: Wi-Fi AP 4x4 OD ext. antenna US	Power: AC 120V/60Hz
Test Mode: Transmit by 802.11ac-VHT40 at Channel 5670MHz Ant 3	



No	Flag	Mark	Frequency (MHz)	Measure Level (dBuV/m)	Reading Level (dBuV)	Margin (dB)	Limit (dBuV/m)	Factor (dB)	Type
1		*	5678.100	86.804	82.024	N/A	N/A	4.780	AV
2			5725.000	46.278	41.249	-7.722	54.000	5.029	AV

Note: Measure Level (dB $\mu$ V/m) = Reading Level (dB $\mu$ V) + Factor (dB)

Factor (dB) = Cable Loss (dB) + Antenna Factor (dB) (dB/m) - Pre\_Amplifier Gain (dB)