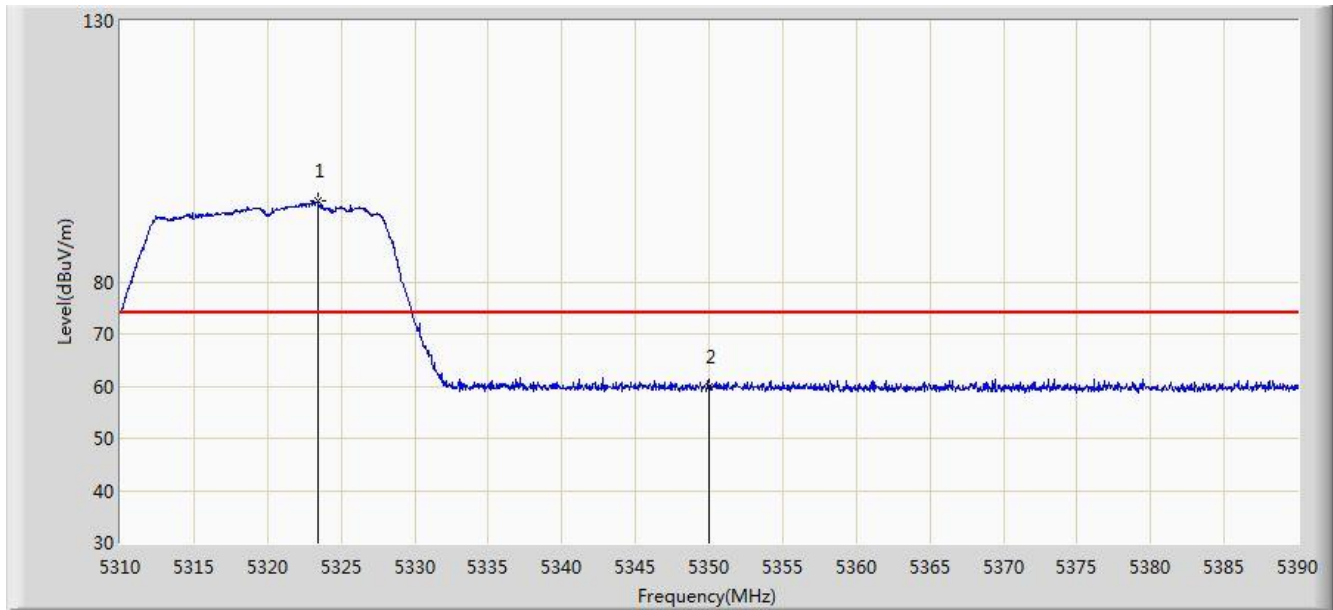


Sector-Antenna 1356.17.0011 NII Band Bandedge Test Result

Site: AC1	Time: 2016/11/14 - 19:56
Limit: FCC_Part15.209_RE(3m)	Engineer: Kevin Ker
Probe: BBHA9120D_1GHz_18GHz	Polarity: Horizontal
EUT: Wi-Fi AP 4x4 OD ext. antenna US	Power: AC 120V/60Hz
Test Mode: Transmit by 802.11a at Channel 5320MHz Ant 0	

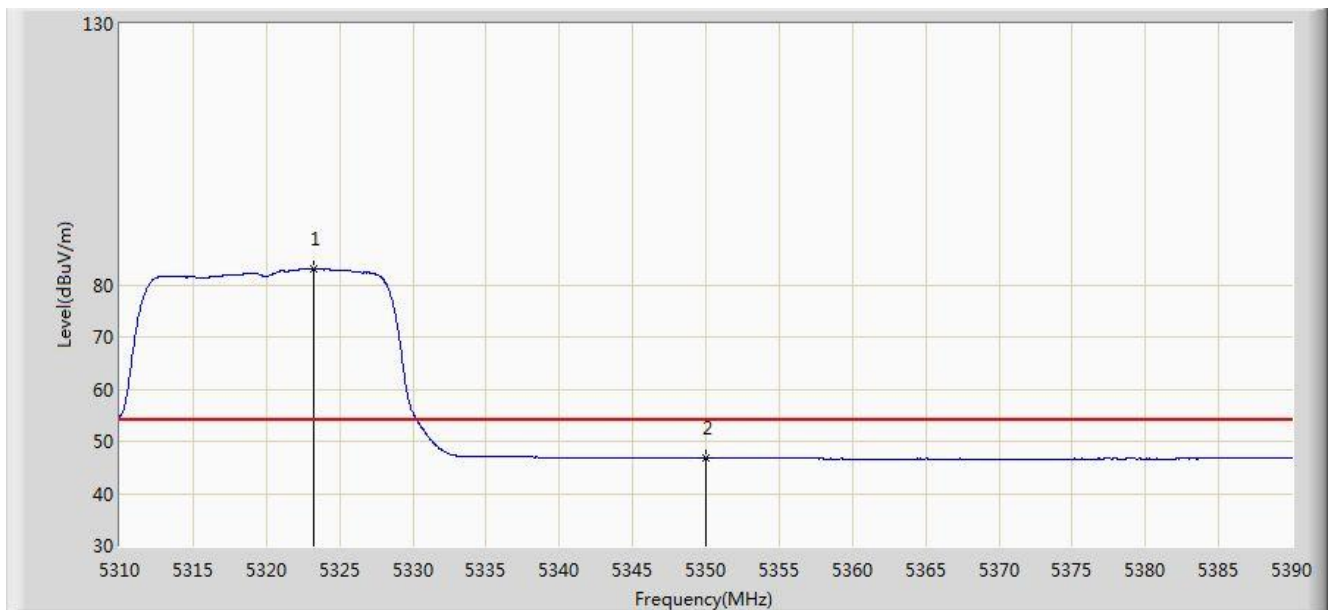


No	Flag	Mark	Frequency (MHz)	Measure Level (dBuV/m)	Reading Level (dBuV)	Margin (dB)	Limit (dBuV/m)	Factor (dB)	Type
1		*	5323.440	95.509	91.654	N/A	N/A	3.855	PK
2			5350.000	59.812	55.907	-14.188	74.000	3.904	PK

Note: Measure Level (dBuV/m) = Reading Level (dBuV) + Factor (dB)

Factor (dB) = Cable Loss (dB) + Antenna Factor (dB/m) - Pre_Amplifier Gain (dB)

Site: AC1	Time: 2016/11/14 - 19:58
Limit: FCC_Part15.209_RE(3m)	Engineer: Kevin Ker
Probe: BBHA9120D_1GHz_18GHz	Polarity: Horizontal
EUT: Wi-Fi AP 4x4 OD ext. antenna US	Power: AC 120V/60Hz
Test Mode: Transmit by 802.11a at Channel 5320MHz Ant 0	

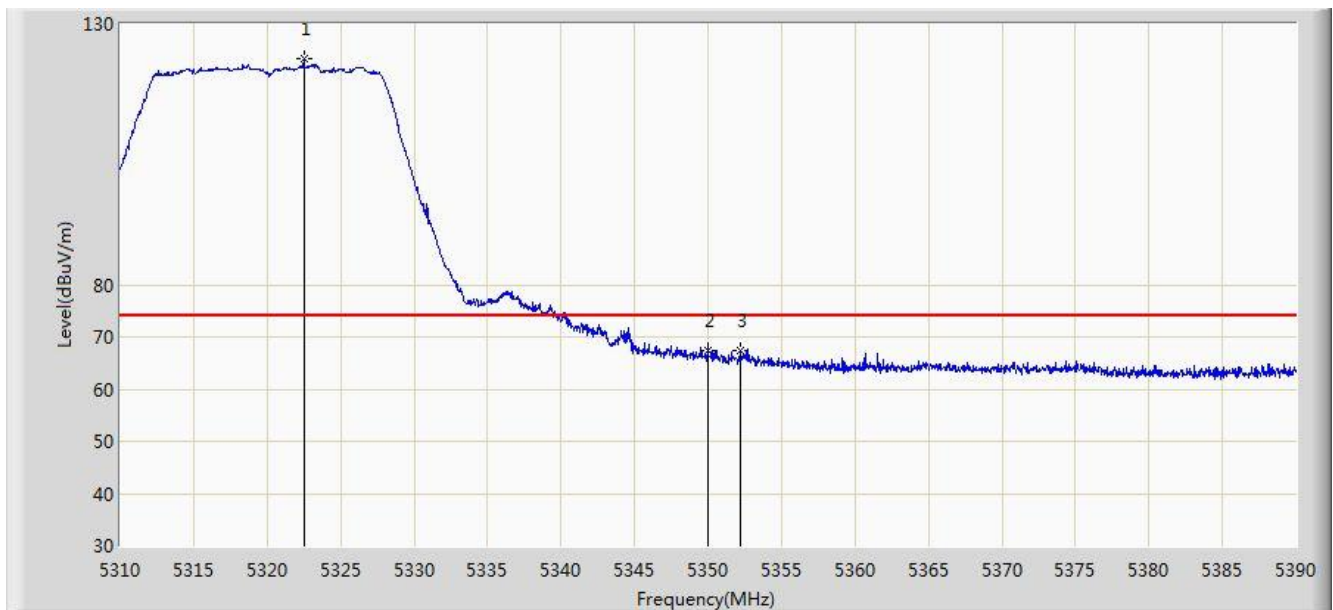


No	Flag	Mark	Frequency (MHz)	Measure Level (dBuV/m)	Reading Level (dBuV)	Margin (dB)	Limit (dBuV/m)	Factor (dB)	Type
1		*	5323.280	83.077	79.222	N/A	N/A	3.855	AV
2			5350.000	46.759	42.854	-7.241	54.000	3.904	AV

Note: Measure Level (dB μ V/m) = Reading Level (dB μ V) + Factor (dB)

Factor (dB) = Cable Loss (dB) + Antenna Factor (dB/m) - Pre_Amplifier Gain (dB)

Site: AC1	Time: 2016/11/14 - 19:54
Limit: FCC_Part15.209_RE(3m)	Engineer: Kevin Ker
Probe: BBHA9120D_1GHz_18GHz	Polarity: Vertical
EUT: Wi-Fi AP 4x4 OD ext. antenna US	Power: AC 120V/60Hz
Test Mode: Transmit by 802.11a at Channel 5320MHz Ant 0	

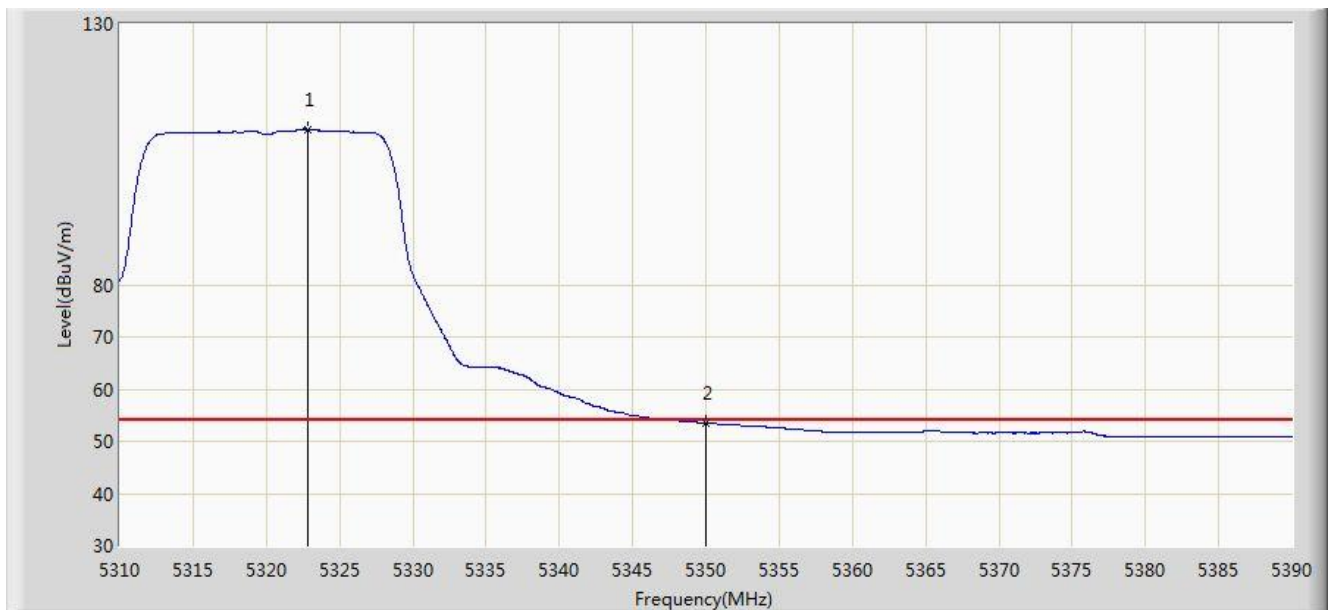


No	Flag	Mark	Frequency (MHz)	Measure Level (dBuV/m)	Reading Level (dBuV)	Margin (dB)	Limit (dBuV/m)	Factor (dB)	Type
1		*	5322.520	123.449	119.596	N/A	N/A	3.853	PK
2			5350.000	67.273	63.368	-6.727	74.000	3.904	PK
3			5352.200	67.506	63.597	-6.494	74.000	3.908	PK

Note: Measure Level (dB μ V/m) = Reading Level (dB μ V) + Factor (dB)

Factor (dB) = Cable Loss (dB) + Antenna Factor (dB/m) - Pre_Amplifier Gain (dB)

Site: AC1	Time: 2016/11/14 - 19:47
Limit: FCC_Part15.209_RE(3m)	Engineer: Kevin Ker
Probe: BBHA9120D_1GHz_18GHz	Polarity: Vertical
EUT: Wi-Fi AP 4x4 OD ext. antenna US	Power: AC 120V/60Hz
Test Mode: Transmit by 802.11a at Channel 5320MHz Ant 0	

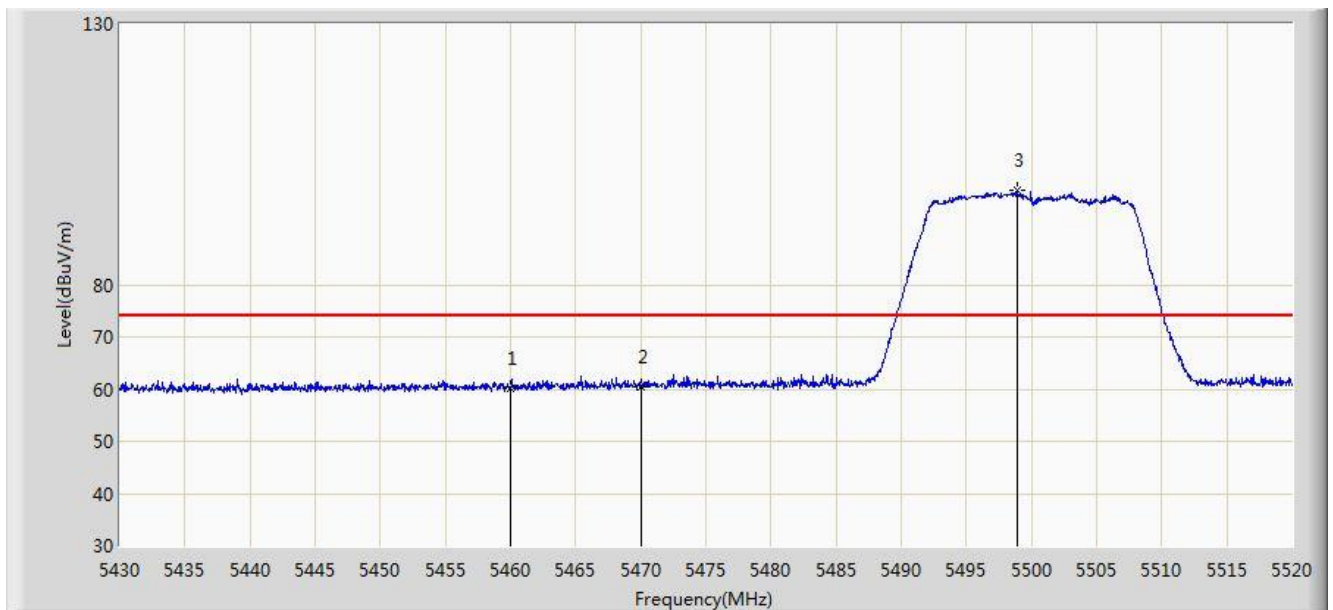


No	Flag	Mark	Frequency (MHz)	Measure Level (dBuV/m)	Reading Level (dBuV)	Margin (dB)	Limit (dBuV/m)	Factor (dB)	Type
1		*	5322.880	109.777	105.923	N/A	N/A	3.854	AV
2			5350.000	53.498	49.593	-0.502	54.000	3.904	AV

Note: Measure Level (dBuV/m) = Reading Level (dBuV) + Factor (dB)

Factor (dB) = Cable Loss (dB) + Antenna Factor (dB/m) - Pre_Amplifier Gain (dB)

Site: AC1	Time: 2016/11/14 - 20:15
Limit: FCC_Part15.209_RE(3m)	Engineer: Kevin Ker
Probe: BBHA9120D_1GHz_18GHz	Polarity: Horizontal
EUT: Wi-Fi AP 4x4 OD ext. antenna US	Power: AC 120V/60Hz
Test Mode: Transmit by 802.11a at Channel 5500MHz Ant 0	

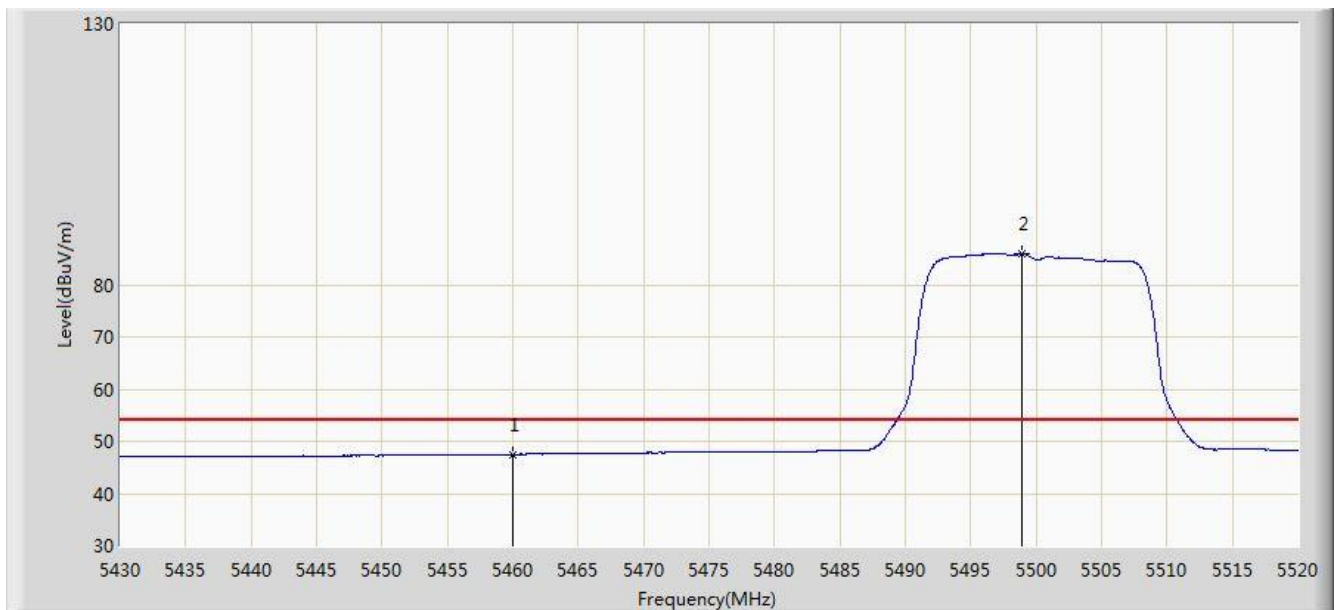


No	Flag	Mark	Frequency (MHz)	Measure Level (dBuV/m)	Reading Level (dBuV)	Margin (dB)	Limit (dBuV/m)	Factor (dB)	Type
1			5460.000	60.242	56.062	-13.758	74.000	4.180	PK
2			5470.000	60.479	56.277	-13.521	74.000	4.202	PK
3		*	5498.895	97.998	93.729	N/A	N/A	4.269	PK

Note: Measure Level (dB μ V/m) = Reading Level (dB μ V) + Factor (dB)

Factor (dB) = Cable Loss (dB) + Antenna Factor (dB/m) - Pre_Amplifier Gain (dB)

Site: AC1	Time: 2016/11/14 - 20:21
Limit: FCC_Part15.209_RE(3m)	Engineer: Kevin Ker
Probe: BBHA9120D_1GHz_18GHz	Polarity: Horizontal
EUT: Wi-Fi AP 4x4 OD ext. antenna US	Power: AC 120V/60Hz
Test Mode: Transmit by 802.11a at Channel 5500MHz Ant 0	

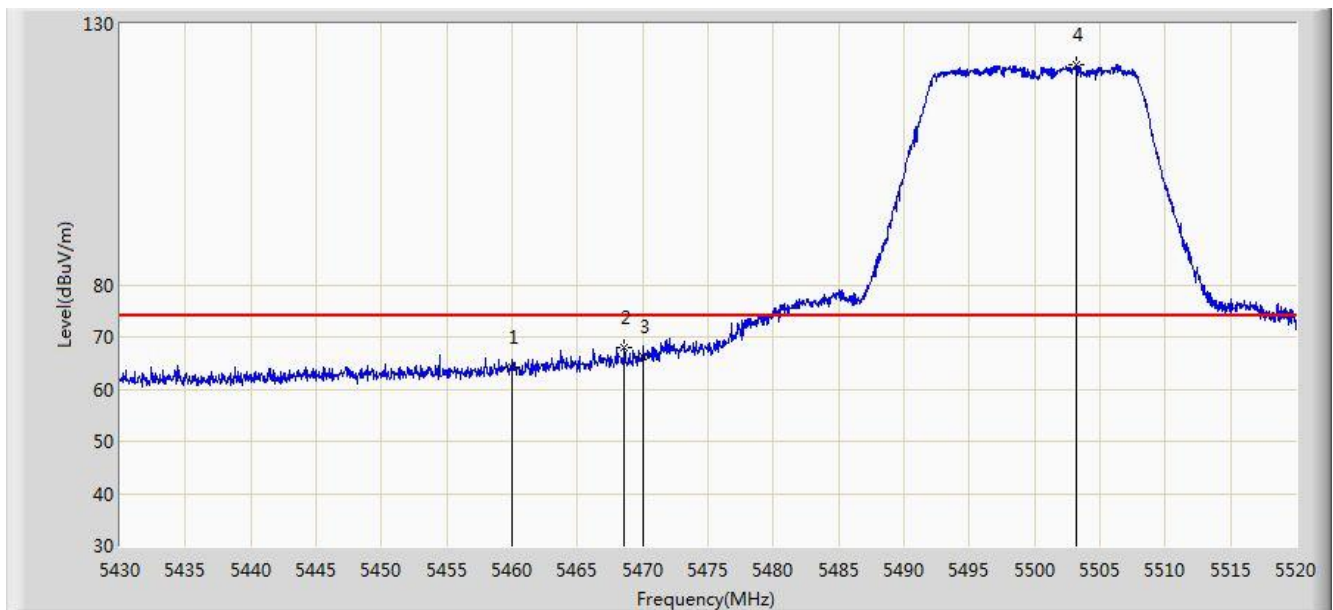


No	Flag	Mark	Frequency (MHz)	Measure Level (dBuV/m)	Reading Level (dBuV)	Margin (dB)	Limit (dBuV/m)	Factor (dB)	Type
1			5460.000	47.468	43.288	-6.532	54.000	4.180	AV
2		*	5498.940	85.833	81.564	N/A	N/A	4.269	AV

Note: Measure Level (dBuV/m) = Reading Level (dBuV) + Factor (dB)

Factor (dB) = Cable Loss (dB) + Antenna Factor (dB/m) - Pre_Amplifier Gain (dB)

Site: AC1	Time: 2016/11/14 - 20:13
Limit: FCC_Part15.209_RE(3m)	Engineer: Kevin Ker
Probe: BBHA9120D_1GHz_18GHz	Polarity: Vertical
EUT: Wi-Fi AP 4x4 OD ext. antenna US	Power: AC 120V/60Hz
Test Mode: Transmit by 802.11a at Channel 5500MHz Ant 0	

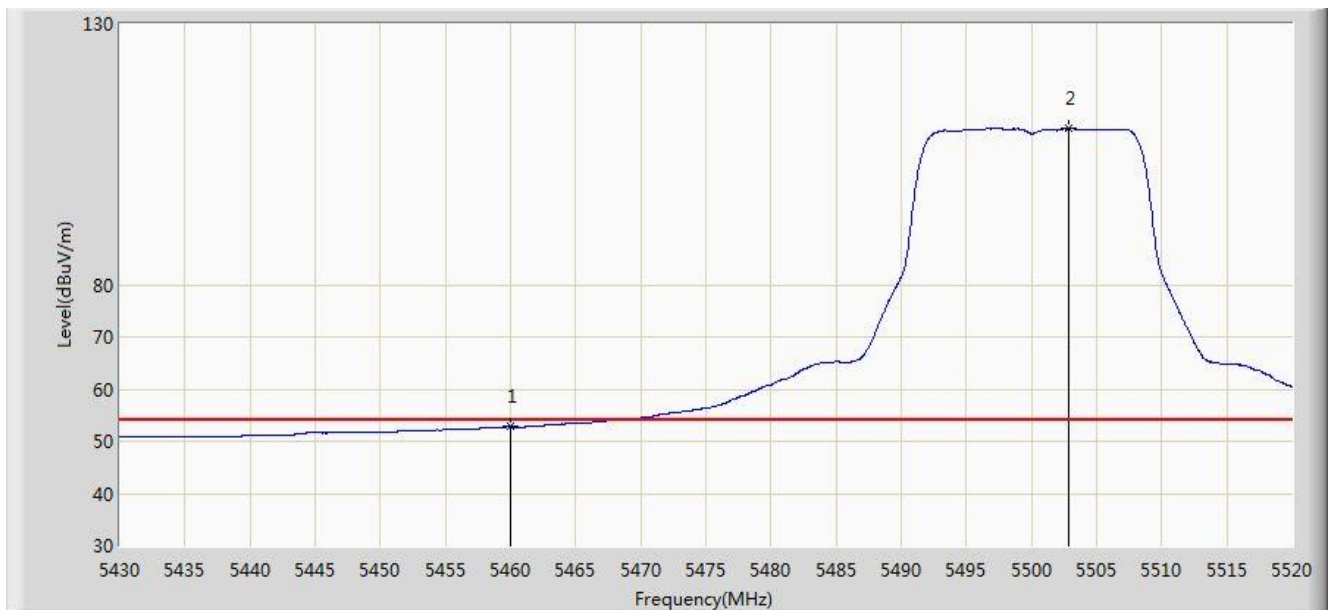


No	Flag	Mark	Frequency (MHz)	Measure Level (dBuV/m)	Reading Level (dBuV)	Margin (dB)	Limit (dBuV/m)	Factor (dB)	Type
1			5460.000	64.197	60.017	-9.803	74.000	4.180	PK
2			5468.610	68.054	63.855	-5.946	74.000	4.199	PK
3			5470.000	66.249	62.047	-7.751	74.000	4.202	PK
4		*	5503.215	122.132	117.851	N/A	N/A	4.281	PK

Note: Measure Level (dBuV/m) = Reading Level (dBuV) + Factor (dB)

Factor (dB) = Cable Loss (dB) + Antenna Factor (dB/m) - Pre_Amplifier Gain (dB)

Site: AC1	Time: 2016/11/14 - 19:59
Limit: FCC_Part15.209_RE(3m)	Engineer: Kevin Ker
Probe: BBHA9120D_1GHz_18GHz	Polarity: Vertical
EUT: Wi-Fi AP 4x4 OD ext. antenna US	Power: AC 120V/60Hz
Test Mode: Transmit by 802.11a at Channel 5500MHz Ant 0	

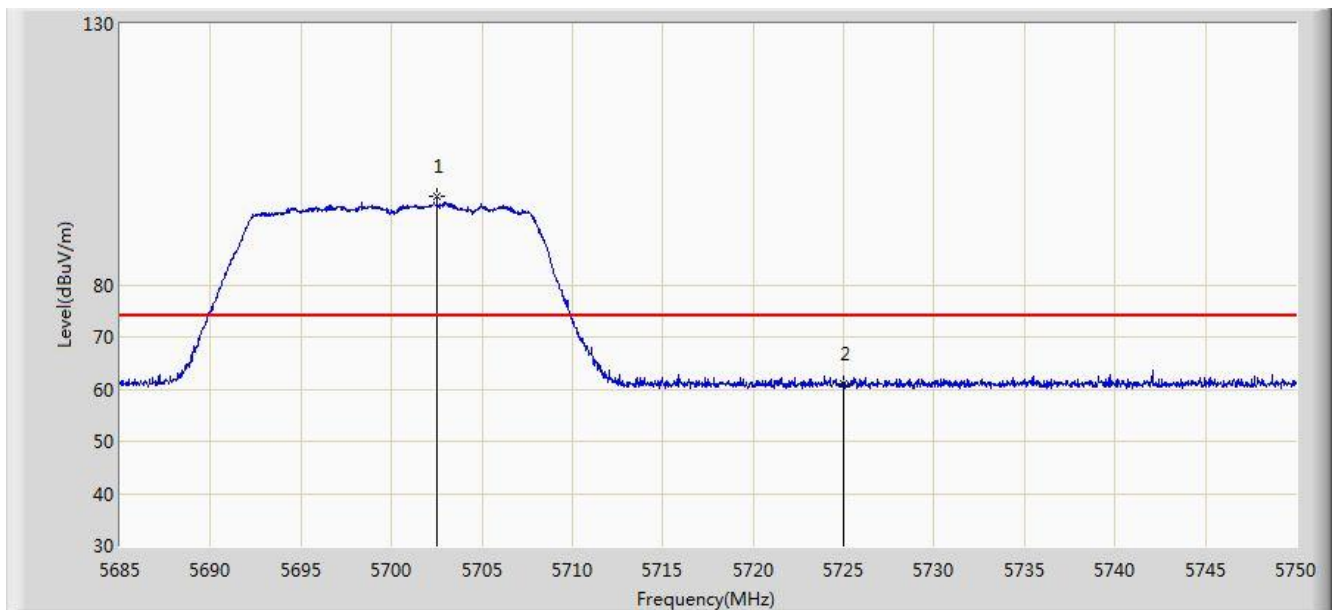


No	Flag	Mark	Frequency (MHz)	Measure Level (dBuV/m)	Reading Level (dBuV)	Margin (dB)	Limit (dBuV/m)	Factor (dB)	Type
1			5460.000	52.765	48.585	-1.235	54.000	4.180	AV
2		*	5502.900	109.980	105.699	N/A	N/A	4.281	AV

Note: Measure Level (dBuV/m) = Reading Level (dBuV) + Factor (dB)

Factor (dB) = Cable Loss (dB) + Antenna Factor (dB/m) - Pre_Amplifier Gain (dB)

Site: AC1	Time: 2016/11/14 - 20:28
Limit: FCC_Part15.209_RE(3m)	Engineer: Kevin Ker
Probe: BBHA9120D_1GHz_18GHz	Polarity: Horizontal
EUT: Wi-Fi AP 4x4 OD ext. antenna US	Power: AC 120V/60Hz
Test Mode: Transmit by 802.11a at Channel 5700MHz Ant 0	

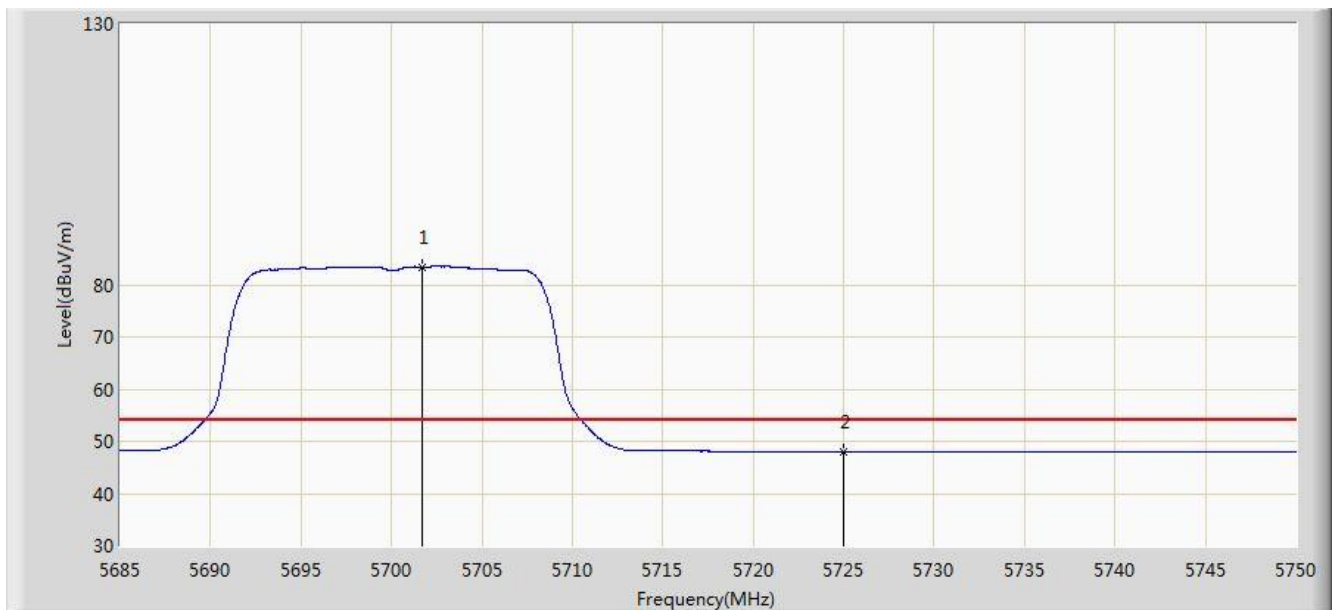


No	Flag	Mark	Frequency (MHz)	Measure Level (dBuV/m)	Reading Level (dBuV)	Margin (dB)	Limit (dBuV/m)	Factor (dB)	Type
1		*	5702.518	96.984	92.092	N/A	N/A	4.891	PK
2			5725.000	61.100	56.071	-12.900	74.000	5.029	PK

Note: Measure Level (dB μ V/m) = Reading Level (dB μ V) + Factor (dB)

Factor (dB) = Cable Loss (dB) + Antenna Factor (dB/m) - Pre_Amplifier Gain (dB)

Site: AC1	Time: 2016/11/14 - 20:30
Limit: FCC_Part15.209_RE(3m)	Engineer: Kevin Ker
Probe: BBHA9120D_1GHz_18GHz	Polarity: Horizontal
EUT: Wi-Fi AP 4x4 OD ext. antenna US	Power: AC 120V/60Hz
Test Mode: Transmit by 802.11a at Channel 5700MHz Ant 0	

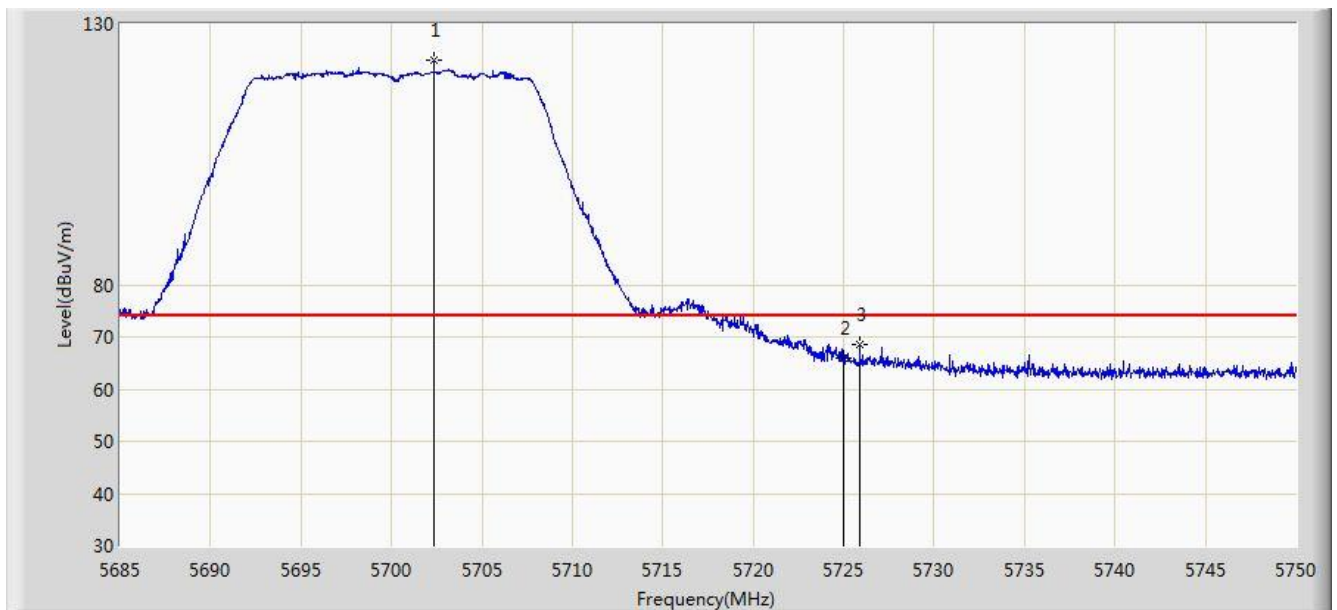


No	Flag	Mark	Frequency (MHz)	Measure Level (dBuV/m)	Reading Level (dBuV)	Margin (dB)	Limit (dBuV/m)	Factor (dB)	Type
1		*	5701.737	83.431	78.544	N/A	N/A	4.887	AV
2			5725.000	47.950	42.921	-6.050	54.000	5.029	AV

Note: Measure Level (dBuV/m) = Reading Level (dBuV) + Factor (dB)

Factor (dB) = Cable Loss (dB) + Antenna Factor (dB/m) - Pre_Amplifier Gain (dB)

Site: AC1	Time: 2016/11/14 - 20:27
Limit: FCC_Part15.209_RE(3m)	Engineer: Kevin Ker
Probe: BBHA9120D_1GHz_18GHz	Polarity: Vertical
EUT: Wi-Fi AP 4x4 OD ext. antenna US	Power: AC 120V/60Hz
Test Mode: Transmit by 802.11a at Channel 5700MHz Ant 0	

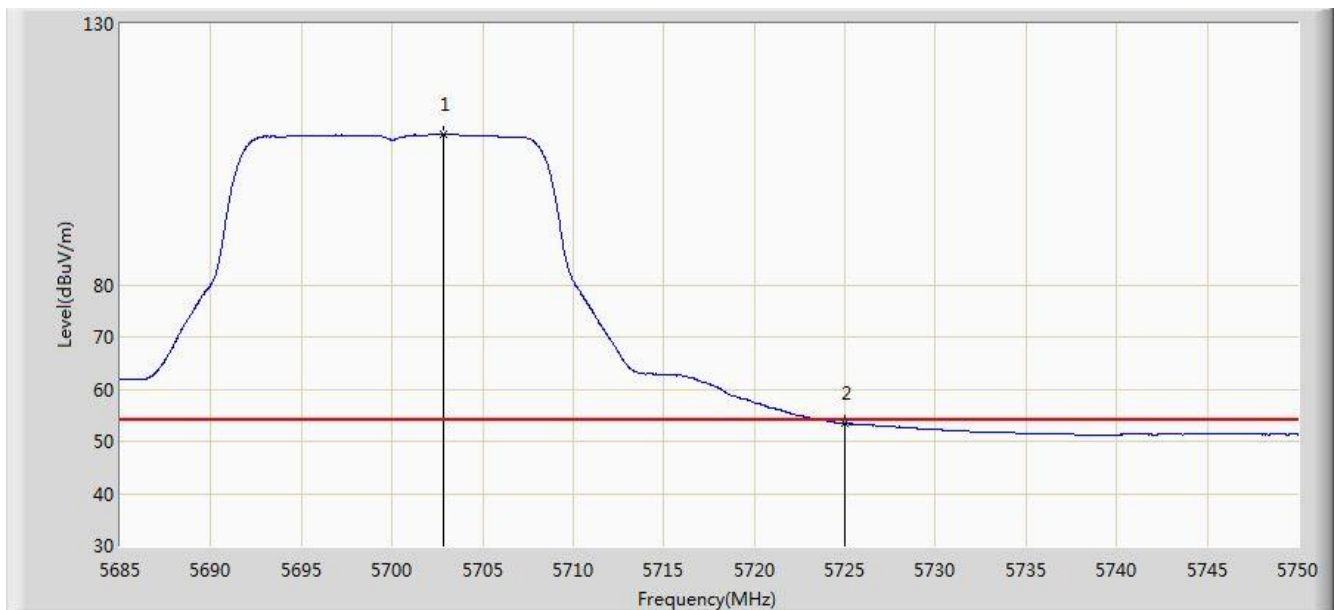


No	Flag	Mark	Frequency (MHz)	Measure Level (dBuV/m)	Reading Level (dBuV)	Margin (dB)	Limit (dBuV/m)	Factor (dB)	Type
1		*	5702.355	123.027	118.136	N/A	N/A	4.891	PK
2			5725.000	65.846	60.817	-8.154	74.000	5.029	PK
3			5725.885	68.666	63.631	-5.334	74.000	5.036	PK

Note: Measure Level (dB μ V/m) = Reading Level (dB μ V) + Factor (dB)

Factor (dB) = Cable Loss (dB) + Antenna Factor (dB/m) - Pre_Amplifier Gain (dB)

Site: AC1	Time: 2016/11/14 - 20:27
Limit: FCC_Part15.209_RE(3m)	Engineer: Kevin Ker
Probe: BBHA9120D_1GHz_18GHz	Polarity: Vertical
EUT: Wi-Fi AP 4x4 OD ext. antenna US	Power: AC 120V/60Hz
Test Mode: Transmit by 802.11a at Channel 5700MHz Ant 0	

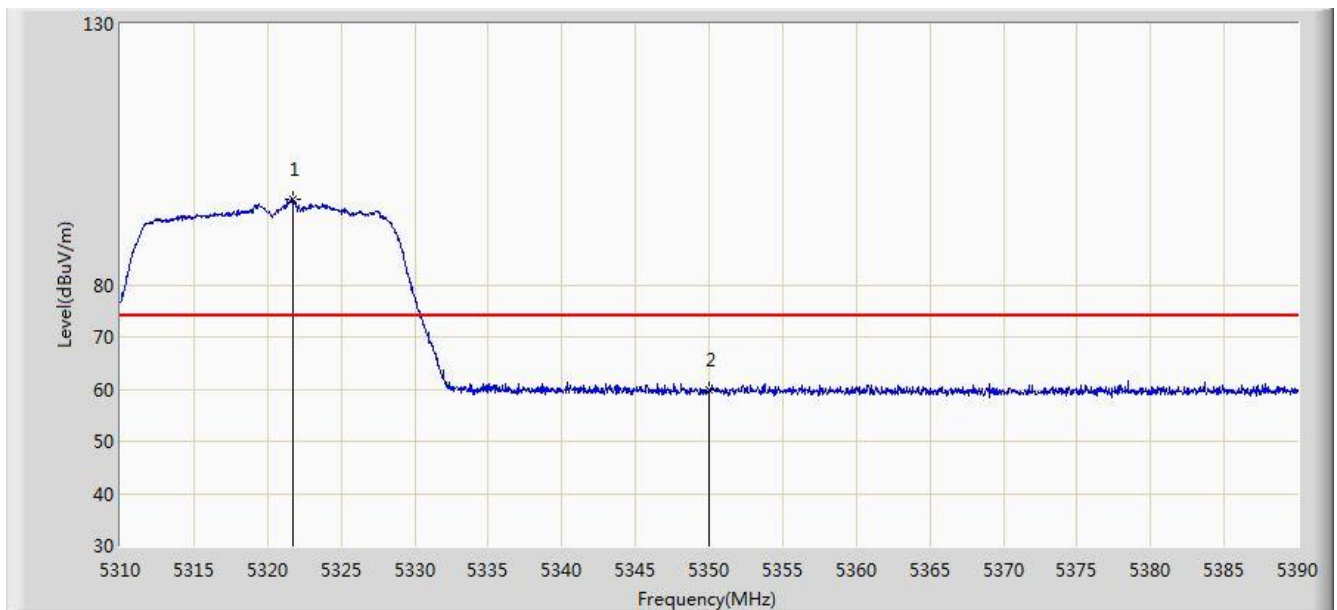


No	Flag	Mark	Frequency (MHz)	Measure Level (dBuV/m)	Reading Level (dBuV)	Margin (dB)	Limit (dBuV/m)	Factor (dB)	Type
1		*	5702.842	108.926	104.033	N/A	N/A	4.893	AV
2			5725.000	53.412	48.383	-0.588	54.000	5.029	AV

Note: Measure Level (dB μ V/m) = Reading Level (dB μ V) + Factor (dB)

Factor (dB) = Cable Loss (dB) + Antenna Factor (dB/m) - Pre_Amplifier Gain (dB)

Site: AC1	Time: 2016/11/14 - 21:03
Limit: FCC_Part15.209_RE(3m)	Engineer: Kevin Ker
Probe: BBHA9120D_1GHz_18GHz	Polarity: Horizontal
EUT: Wi-Fi AP 4x4 OD ext. antenna US	Power: AC 120V/60Hz
Test Mode: Transmit by 802.11n20 at Channel 5320MHz Ant 0	

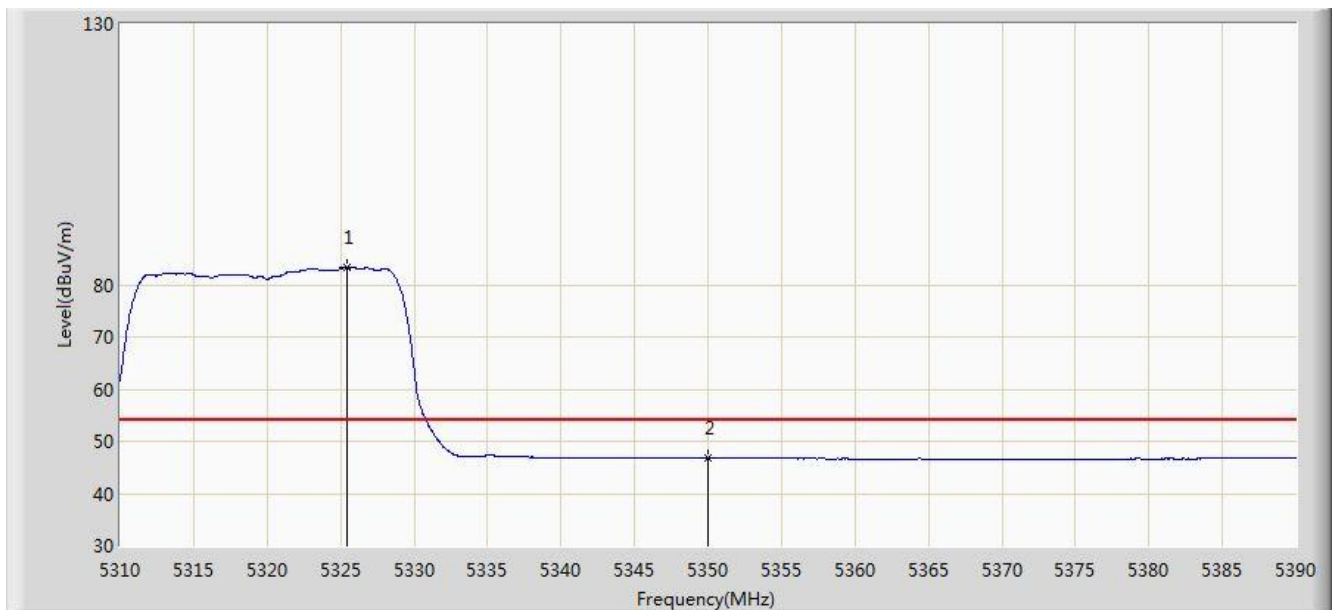


No	Flag	Mark	Frequency (MHz)	Measure Level (dBuV/m)	Reading Level (dBuV)	Margin (dB)	Limit (dBuV/m)	Factor (dB)	Type
1		*	5321.680	96.342	92.490	N/A	N/A	3.852	PK
2			5350.000	59.839	55.934	-14.161	74.000	3.904	PK

Note: Measure Level (dB μ V/m) = Reading Level (dB μ V) + Factor (dB)

Factor (dB) = Cable Loss (dB) + Antenna Factor (dB/m) - Pre_Amplifier Gain (dB)

Site: AC1	Time: 2016/11/14 - 21:05
Limit: FCC_Part15.209_RE(3m)	Engineer: Kevin Ker
Probe: BBHA9120D_1GHz_18GHz	Polarity: Horizontal
EUT: Wi-Fi AP 4x4 OD ext. antenna US	Power: AC 120V/60Hz
Test Mode: Transmit by 802.11n20 at Channel 5320MHz Ant 0	

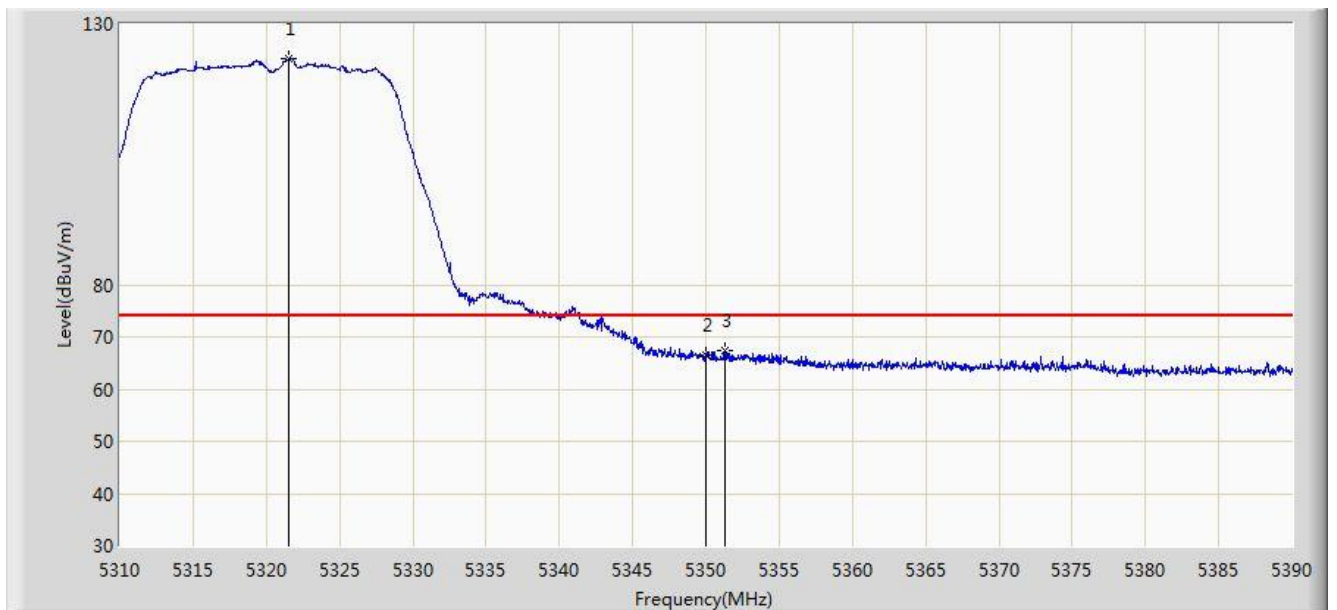


No	Flag	Mark	Frequency (MHz)	Measure Level (dBuV/m)	Reading Level (dBuV)	Margin (dB)	Limit (dBuV/m)	Factor (dB)	Type
1		*	5325.440	83.274	79.415	N/A	N/A	3.860	AV
2			5350.000	46.740	42.835	-7.260	54.000	3.904	AV

Note: Measure Level (dB μ V/m) = Reading Level (dB μ V) + Factor (dB)

Factor (dB) = Cable Loss (dB) + Antenna Factor (dB/m) - Pre_Amplifier Gain (dB)

Site: AC1	Time: 2016/11/14 - 21:02
Limit: FCC_Part15.209_RE(3m)	Engineer: Kevin Ker
Probe: BBHA9120D_1GHz_18GHz	Polarity: Vertical
EUT: Wi-Fi AP 4x4 OD ext. antenna US	Power: AC 120V/60Hz
Test Mode: Transmit by 802.11n20 at Channel 5320MHz Ant 0	

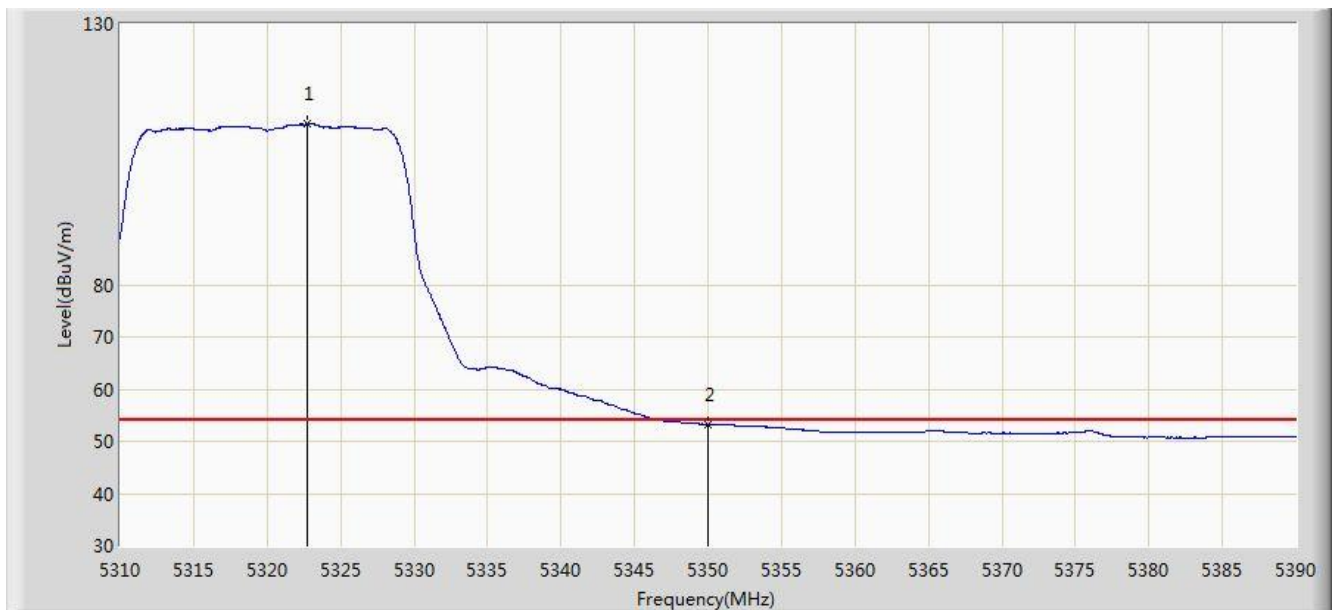


No	Flag	Mark	Frequency (MHz)	Measure Level (dBuV/m)	Reading Level (dBuV)	Margin (dB)	Limit (dBuV/m)	Factor (dB)	Type
1		*	5321.520	123.473	119.622	N/A	N/A	3.851	PK
2			5350.000	66.442	62.537	-7.558	74.000	3.904	PK
3			5351.280	67.443	63.536	-6.557	74.000	3.907	PK

Note: Measure Level (dB μ V/m) = Reading Level (dB μ V) + Factor (dB)

Factor (dB) = Cable Loss (dB) + Antenna Factor (dB/m) - Pre_Amplifier Gain (dB)

Site: AC1	Time: 2016/11/14 - 20:58
Limit: FCC_Part15.209_RE(3m)	Engineer: Kevin Ker
Probe: BBHA9120D_1GHz_18GHz	Polarity: Vertical
EUT: Wi-Fi AP 4x4 OD ext. antenna US	Power: AC 120V/60Hz
Test Mode: Transmit by 802.11n20 at Channel 5320MHz Ant 0	

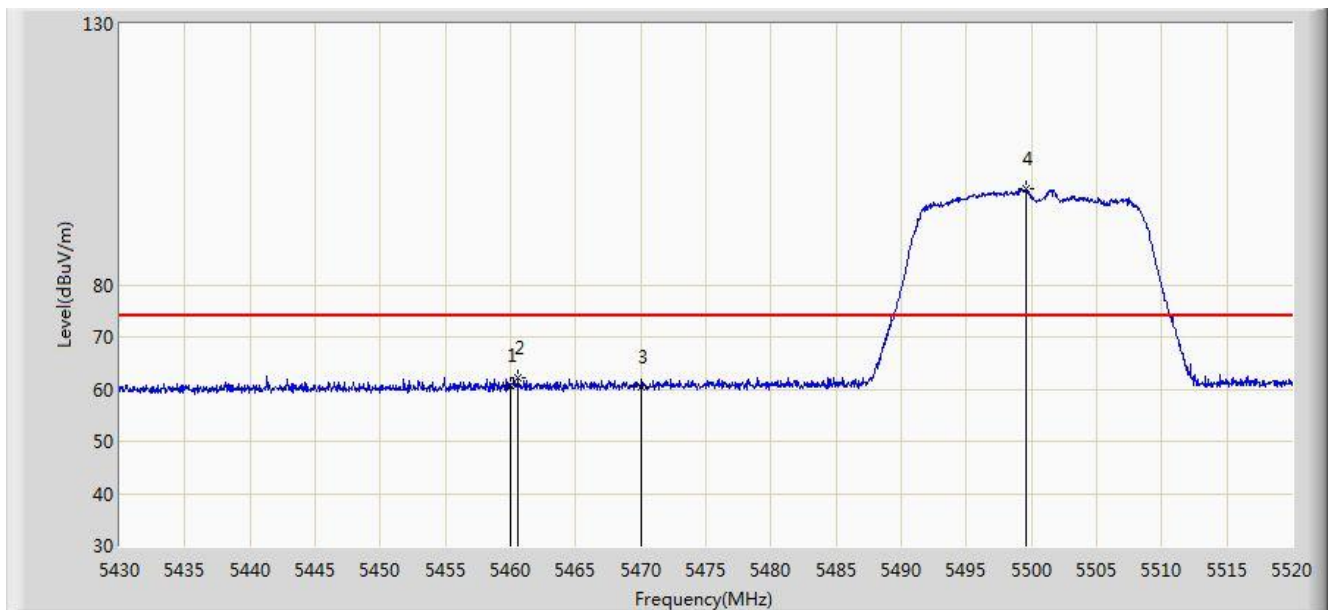


No	Flag	Mark	Frequency (MHz)	Measure Level (dBuV/m)	Reading Level (dBuV)	Margin (dB)	Limit (dBuV/m)	Factor (dB)	Type
1		*	5322.760	110.735	106.881	N/A	N/A	3.854	AV
2			5350.000	53.304	49.399	-0.696	54.000	3.904	AV

Note: Measure Level (dB μ V/m) = Reading Level (dB μ V) + Factor (dB)

Factor (dB) = Cable Loss (dB) + Antenna Factor (dB/m) - Pre_Amplifier Gain (dB)

Site: AC1	Time: 2016/11/14 - 21:11
Limit: FCC_Part15.209_RE(3m)	Engineer: Kevin Ker
Probe: BBHA9120D_1GHz_18GHz	Polarity: Horizontal
EUT: Wi-Fi AP 4x4 OD ext. antenna US	Power: AC 120V/60Hz
Test Mode: Transmit by 802.11n20 at Channel 5500MHz Ant 0	

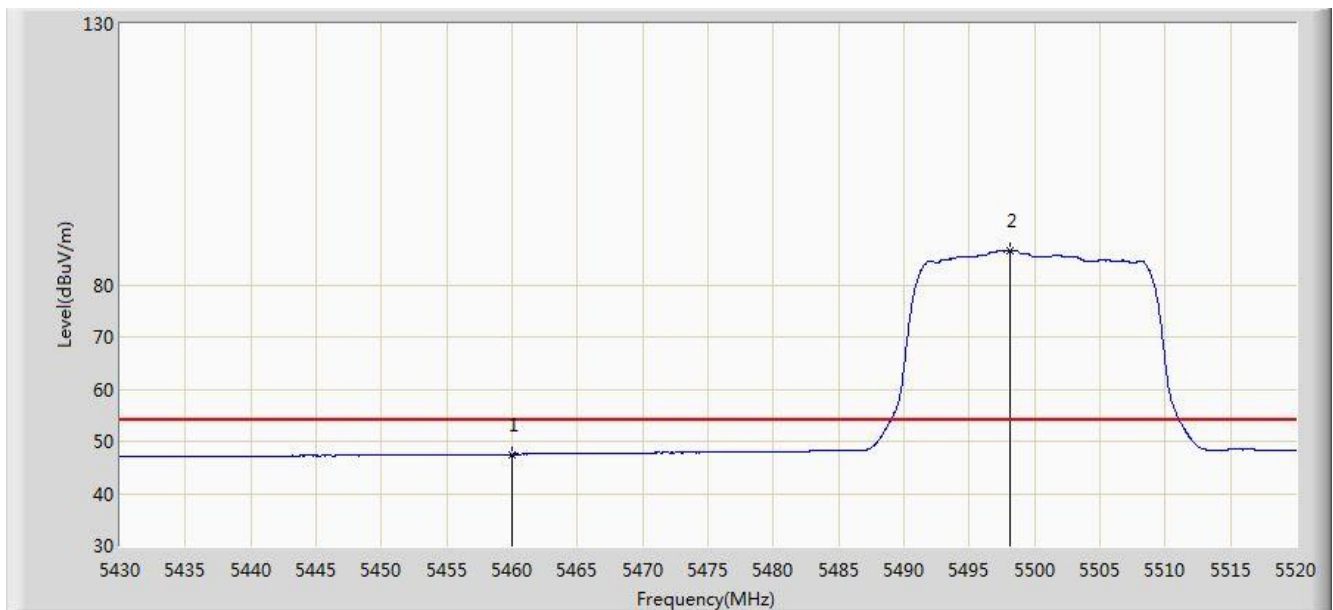


No	Flag	Mark	Frequency (MHz)	Measure Level (dBuV/m)	Reading Level (dBuV)	Margin (dB)	Limit (dBuV/m)	Factor (dB)	Type
1			5460.000	60.740	56.560	-13.260	74.000	4.180	PK
2			5460.600	62.231	58.049	-11.769	74.000	4.181	PK
3			5470.000	60.522	56.320	-13.478	74.000	4.202	PK
4		*	5499.570	98.311	94.040	N/A	N/A	4.271	PK

Note: Measure Level (dBuV/m) = Reading Level (dBuV) + Factor (dB)

Factor (dB) = Cable Loss (dB) + Antenna Factor (dB/m) - Pre_Amplifier Gain (dB)

Site: AC1	Time: 2016/11/14 - 21:13
Limit: FCC_Part15.209_RE(3m)	Engineer: Kevin Ker
Probe: BBHA9120D_1GHz_18GHz	Polarity: Horizontal
EUT: Wi-Fi AP 4x4 OD ext. antenna US	Power: AC 120V/60Hz
Test Mode: Transmit by 802.11n20 at Channel 5500MHz Ant 0	

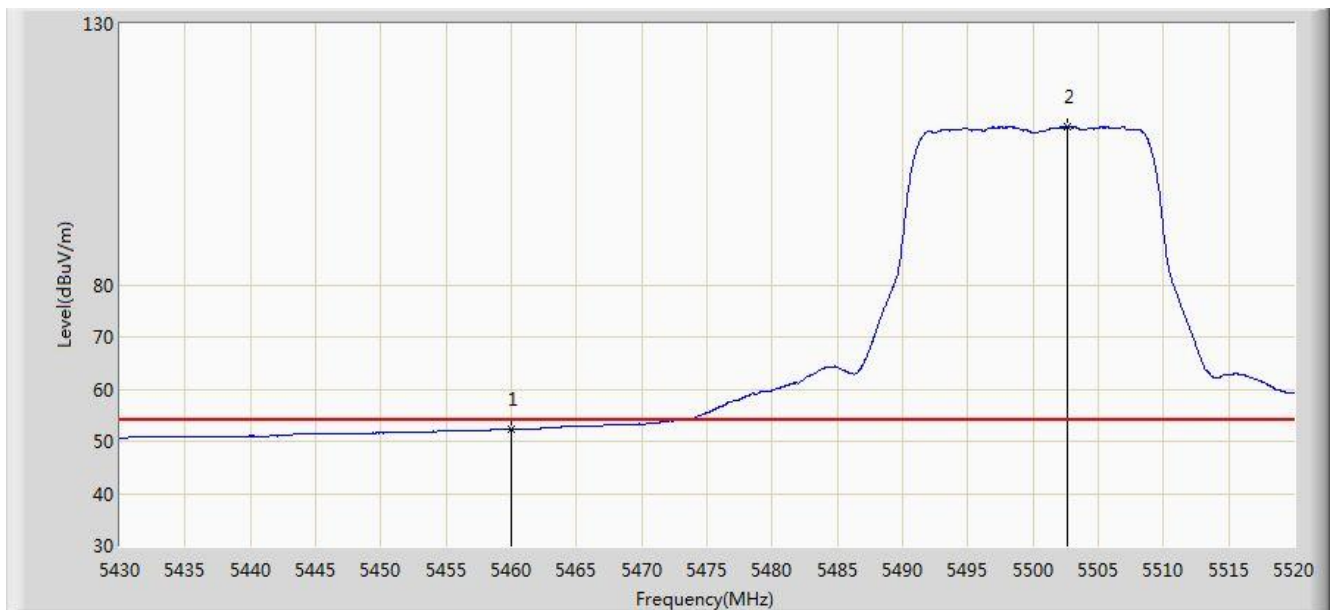


No	Flag	Mark	Frequency (MHz)	Measure Level (dBuV/m)	Reading Level (dBuV)	Margin (dB)	Limit (dBuV/m)	Factor (dB)	Type
1			5460.000	47.523	43.343	-6.477	54.000	4.180	AV
2		*	5498.130	86.456	82.189	N/A	N/A	4.267	AV

Note: Measure Level (dB μ V/m) = Reading Level (dB μ V) + Factor (dB)

Factor (dB) = Cable Loss (dB) + Antenna Factor (dB/m) - Pre_Amplifier Gain (dB)

Site: AC1	Time: 2016/11/14 - 21:10
Limit: FCC_Part15.209_RE(3m)	Engineer: Kevin Ker
Probe: BBHA9120D_1GHz_18GHz	Polarity: Vertical
EUT: Wi-Fi AP 4x4 OD ext. antenna US	Power: AC 120V/60Hz
Test Mode: Transmit by 802.11n20 at Channel 5500MHz Ant 0	

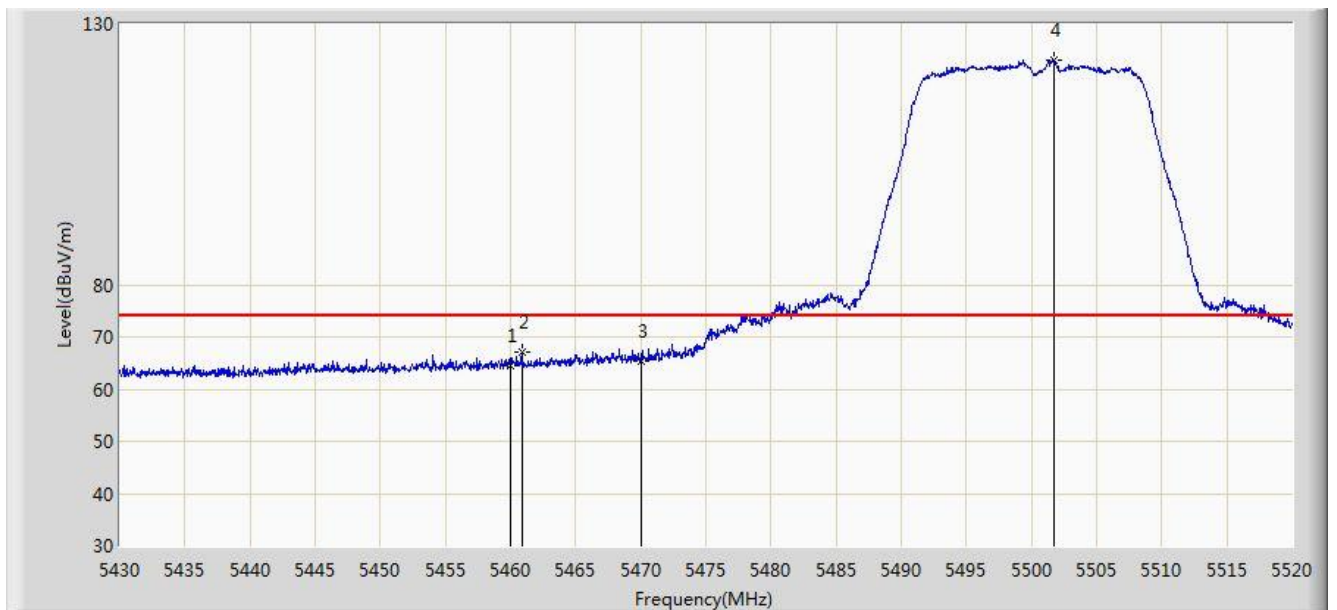


No	Flag	Mark	Frequency (MHz)	Measure Level (dBuV/m)	Reading Level (dBuV)	Margin (dB)	Limit (dBuV/m)	Factor (dB)	Type
1			5460.000	52.380	48.200	-1.620	54.000	4.180	AV
2		*	5502.585	110.192	105.912	N/A	N/A	4.280	AV

Note: Measure Level (dB μ V/m) = Reading Level (dB μ V) + Factor (dB)

Factor (dB) = Cable Loss (dB) + Antenna Factor (dB/m) - Pre_Amplifier Gain (dB)

Site: AC1	Time: 2016/11/14 - 21:07
Limit: FCC_Part15.209_RE(3m)	Engineer: Kevin Ker
Probe: BBHA9120D_1GHz_18GHz	Polarity: Vertical
EUT: Wi-Fi AP 4x4 OD ext. antenna US	Power: AC 120V/60Hz
Test Mode: Transmit by 802.11n20 at Channel 5500MHz Ant 0	

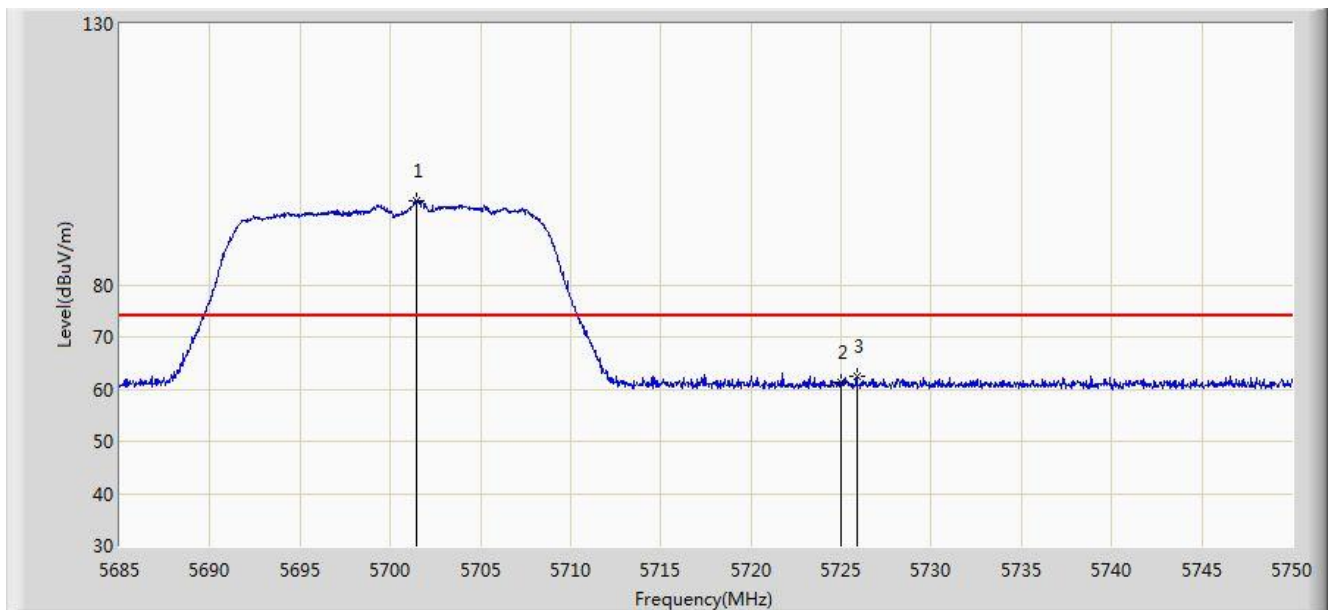


No	Flag	Mark	Frequency (MHz)	Measure Level (dBuV/m)	Reading Level (dBuV)	Margin (dB)	Limit (dBuV/m)	Factor (dB)	Type
1			5460.000	64.562	60.382	-9.438	74.000	4.180	PK
2			5460.870	67.117	62.935	-6.883	74.000	4.183	PK
3			5470.000	65.310	61.108	-8.690	74.000	4.202	PK
4		*	5501.685	123.166	118.889	N/A	N/A	4.278	PK

Note: Measure Level (dBuV/m) = Reading Level (dBuV) + Factor (dB)

Factor (dB) = Cable Loss (dB) + Antenna Factor (dB/m) - Pre_Amplifier Gain (dB)

Site: AC1	Time: 2016/11/14 - 21:19
Limit: FCC_Part15.209_RE(3m)	Engineer: Kevin Ker
Probe: BBHA9120D_1GHz_18GHz	Polarity: Horizontal
EUT: Wi-Fi AP 4x4 OD ext. antenna US	Power: AC 120V/60Hz
Test Mode: Transmit by 802.11n20 at Channel 5700MHz Ant 0	

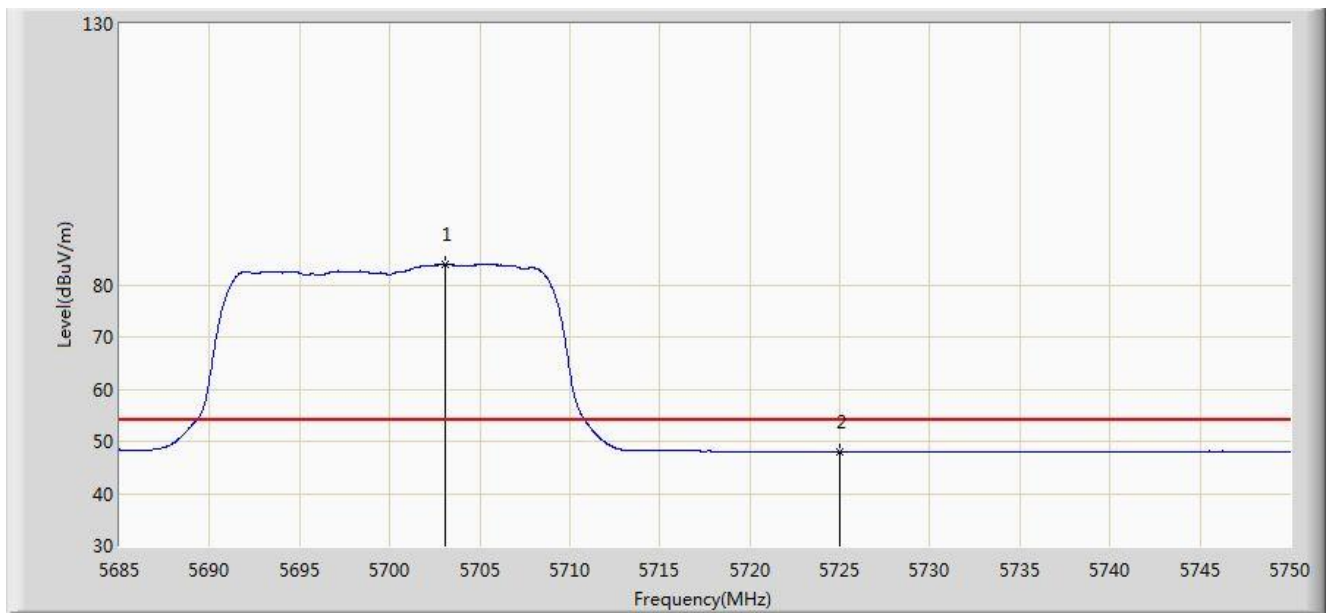


No	Flag	Mark	Frequency (MHz)	Measure Level (dBuV/m)	Reading Level (dBuV)	Margin (dB)	Limit (dBuV/m)	Factor (dB)	Type
1		*	5701.413	96.027	91.141	N/A	N/A	4.886	PK
2			5725.000	61.248	56.219	-12.752	74.000	5.029	PK
3			5725.853	62.442	57.408	-11.558	74.000	5.035	PK

Note: Measure Level (dB μ V/m) = Reading Level (dB μ V) + Factor (dB)

Factor (dB) = Cable Loss (dB) + Antenna Factor (dB/m) - Pre_Amplifier Gain (dB)

Site: AC1	Time: 2016/11/14 - 21:20
Limit: FCC_Part15.209_RE(3m)	Engineer: Kevin Ker
Probe: BBHA9120D_1GHz_18GHz	Polarity: Horizontal
EUT: Wi-Fi AP 4x4 OD ext. antenna US	Power: AC 120V/60Hz
Test Mode: Transmit by 802.11n20 at Channel 5700MHz Ant 0	

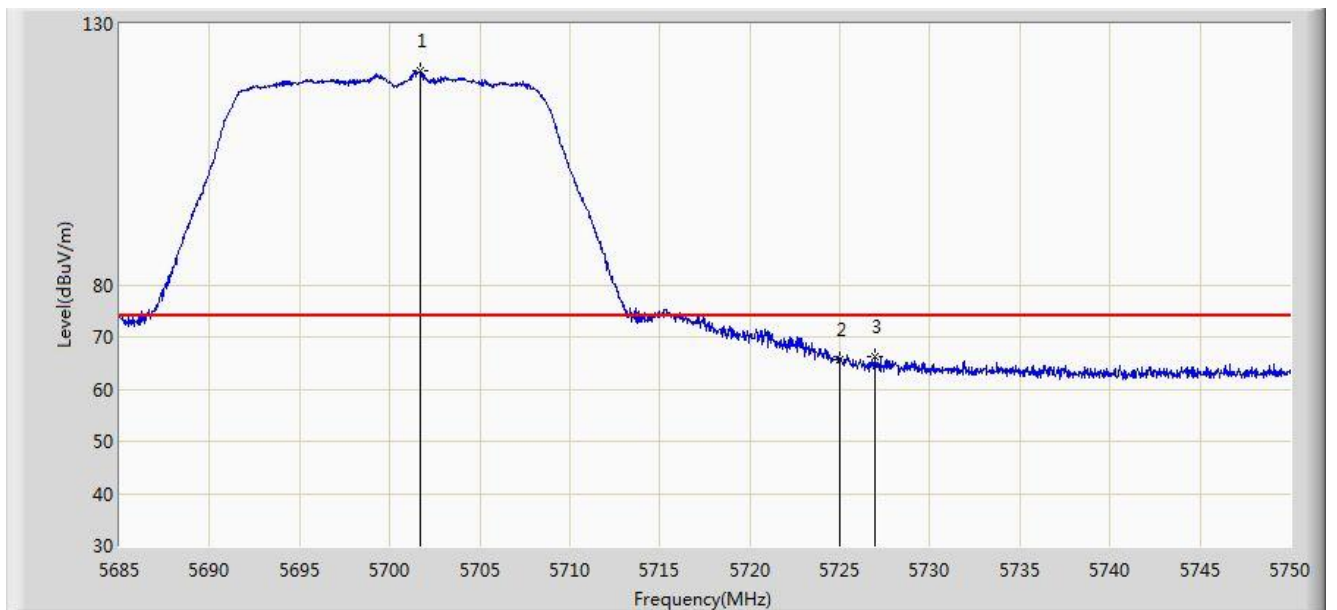


No	Flag	Mark	Frequency (MHz)	Measure Level (dBuV/m)	Reading Level (dBuV)	Margin (dB)	Limit (dBuV/m)	Factor (dB)	Type
1		*	5703.070	83.928	79.033	N/A	N/A	4.895	AV
2			5725.000	48.025	42.996	-5.975	54.000	5.029	AV

Note: Measure Level (dBuV/m) = Reading Level (dBuV) + Factor (dB)

Factor (dB) = Cable Loss (dB) + Antenna Factor (dB/m) - Pre_Amplifier Gain (dB)

Site: AC1	Time: 2016/11/14 - 21:18
Limit: FCC_Part15.209_RE(3m)	Engineer: Kevin Ker
Probe: BBHA9120D_1GHz_18GHz	Polarity: Vertical
EUT: Wi-Fi AP 4x4 OD ext. antenna US	Power: AC 120V/60Hz
Test Mode: Transmit by 802.11n20 at Channel 5700MHz Ant 0	

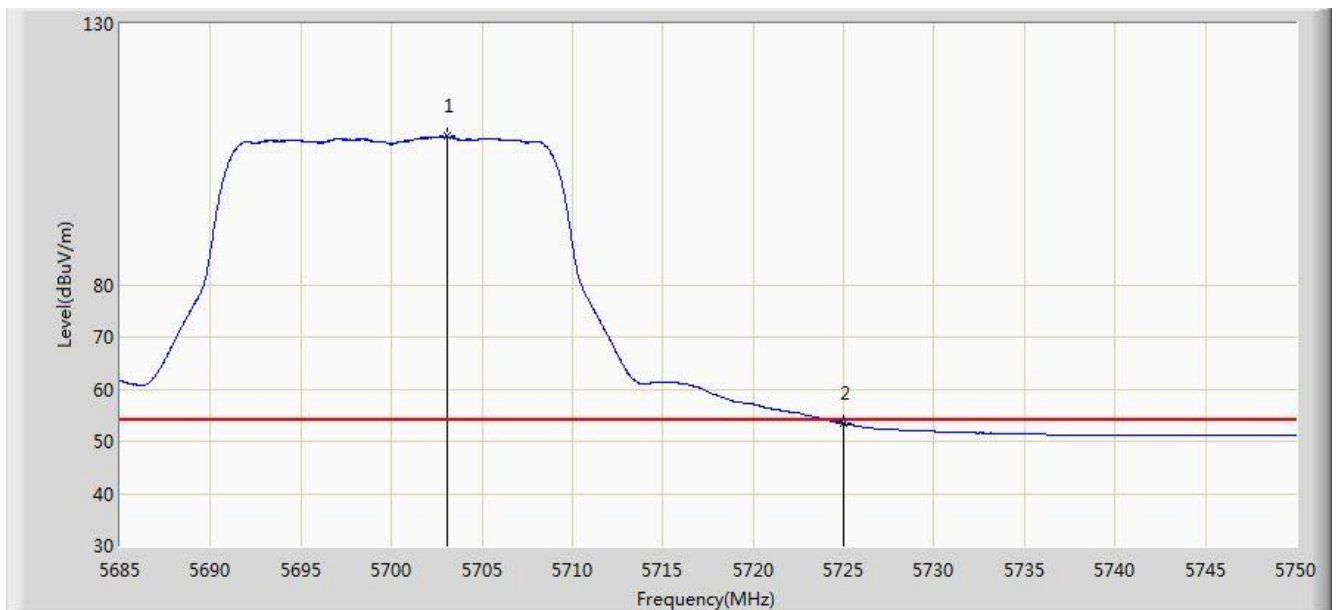


No	Flag	Mark	Frequency (MHz)	Measure Level (dBuV/m)	Reading Level (dBuV)	Margin (dB)	Limit (dBuV/m)	Factor (dB)	Type
1		*	5701.672	120.908	116.021	N/A	N/A	4.887	PK
2			5725.000	65.792	60.763	-8.208	74.000	5.029	PK
3			5726.925	66.366	61.325	-7.634	74.000	5.040	PK

Note: Measure Level (dB μ V/m) = Reading Level (dB μ V) + Factor (dB)

Factor (dB) = Cable Loss (dB) + Antenna Factor (dB/m) - Pre_Amplifier Gain (dB)

Site: AC1	Time: 2016/11/14 - 21:17
Limit: FCC_Part15.209_RE(3m)	Engineer: Kevin Ker
Probe: BBHA9120D_1GHz_18GHz	Polarity: Vertical
EUT: Wi-Fi AP 4x4 OD ext. antenna US	Power: AC 120V/60Hz
Test Mode: Transmit by 802.11n20 at Channel 5700MHz Ant 0	

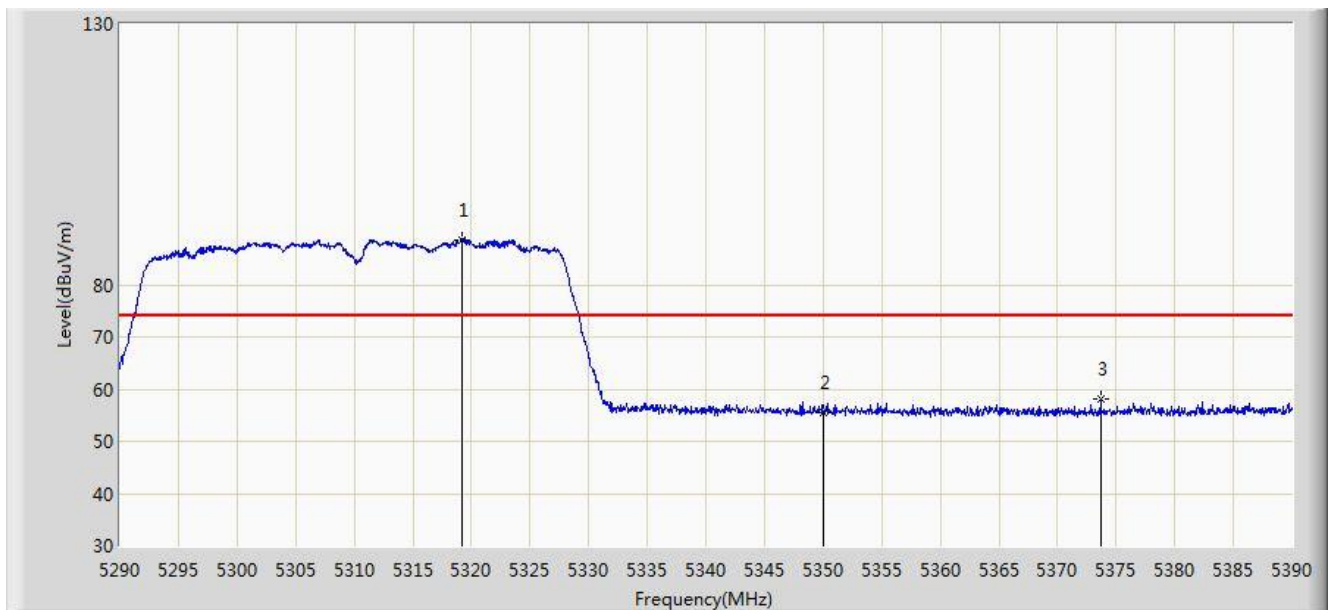


No	Flag	Mark	Frequency (MHz)	Measure Level (dBuV/m)	Reading Level (dBuV)	Margin (dB)	Limit (dBuV/m)	Factor (dB)	Type
1		*	5703.070	108.418	103.523	N/A	N/A	4.895	AV
2			5725.000	53.442	48.413	-0.558	54.000	5.029	AV

Note: Measure Level (dB μ V/m) = Reading Level (dB μ V) + Factor (dB)

Factor (dB) = Cable Loss (dB) + Antenna Factor (dB/m) - Pre_Amplifier Gain (dB)

Site: AC1	Time: 2016/11/14 - 22:13
Limit: FCC_Part15.209_RE(3m)	Engineer: Kevin Ker
Probe: BBHA9120D_1GHz_18GHz	Polarity: Horizontal
EUT: Wi-Fi AP 4x4 OD ext. antenna US	Power: AC 120V/60Hz
Test Mode: Transmit by 802.11n40 at Channel 5310MHz Ant 0	

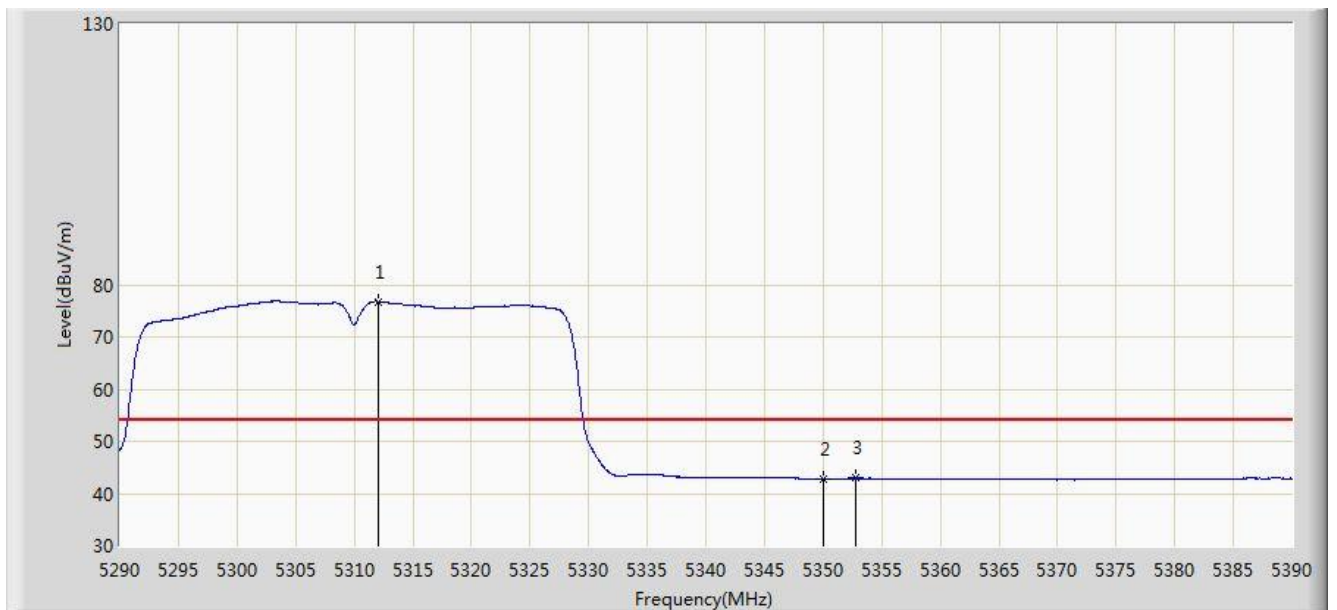


No	Flag	Mark	Frequency (MHz)	Measure Level (dBuV/m)	Reading Level (dBuV)	Margin (dB)	Limit (dBuV/m)	Factor (dB)	Type
1		*	5319.250	88.671	84.824	N/A	N/A	3.847	PK
2			5350.000	55.483	51.578	-18.517	74.000	3.904	PK
3			5373.700	58.189	54.241	-15.811	74.000	3.948	PK

Note: Measure Level (dB μ V/m) = Reading Level (dB μ V) + Factor (dB)

Factor (dB) = Cable Loss (dB) + Antenna Factor (dB/m) - Pre_Amplifier Gain (dB)

Site: AC1	Time: 2016/11/14 - 22:16
Limit: FCC_Part15.209_RE(3m)	Engineer: Kevin Ker
Probe: BBHA9120D_1GHz_18GHz	Polarity: Horizontal
EUT: Wi-Fi AP 4x4 OD ext. antenna US	Power: AC 120V/60Hz
Test Mode: Transmit by 802.11n40 at Channel 5310MHz Ant 0	

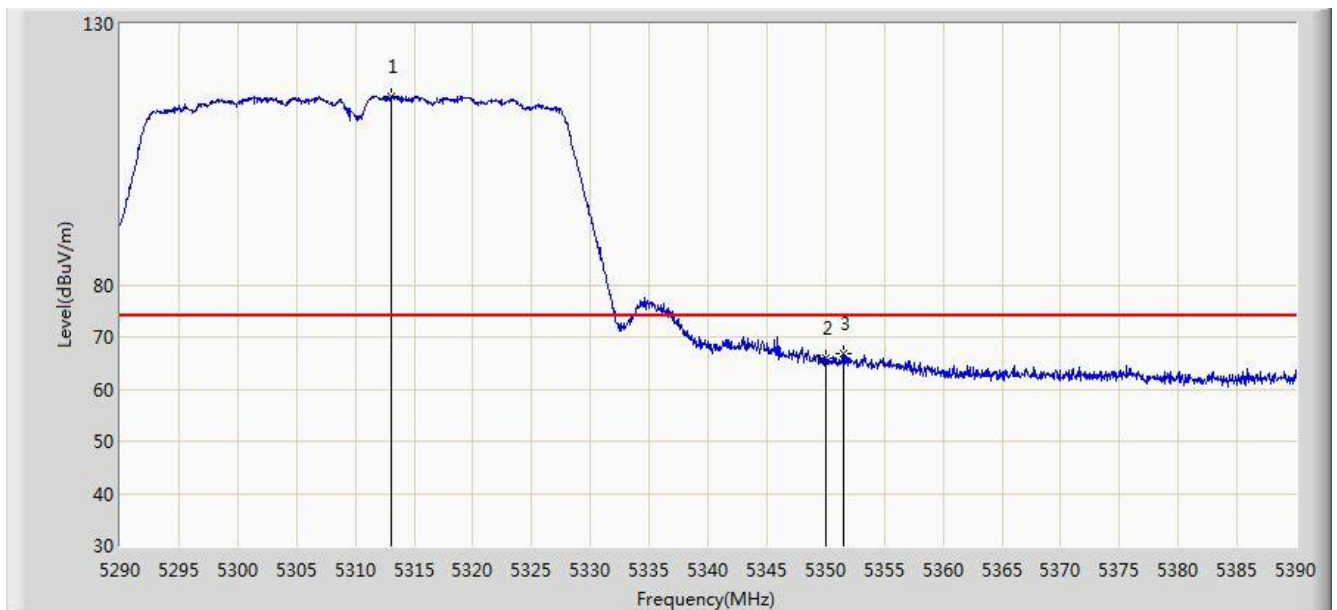


No	Flag	Mark	Frequency (MHz)	Measure Level (dBuV/m)	Reading Level (dBuV)	Margin (dB)	Limit (dBuV/m)	Factor (dB)	Type
1		*	5312.050	76.764	72.930	N/A	N/A	3.834	AV
2			5350.000	42.839	38.934	-11.161	54.000	3.904	AV
3			5352.800	42.901	38.991	-11.099	54.000	3.910	AV

Note: Measure Level (dB μ V/m) = Reading Level (dB μ V) + Factor (dB)

Factor (dB) = Cable Loss (dB) + Antenna Factor (dB/m) - Pre_Amplifier Gain (dB)

Site: AC1	Time: 2016/11/14 - 22:12
Limit: FCC_Part15.209_RE(3m)	Engineer: Kevin Ker
Probe: BBHA9120D_1GHz_18GHz	Polarity: Vertical
EUT: Wi-Fi AP 4x4 OD ext. antenna US	Power: AC 120V/60Hz
Test Mode: Transmit by 802.11n40 at Channel 5310MHz Ant 0	

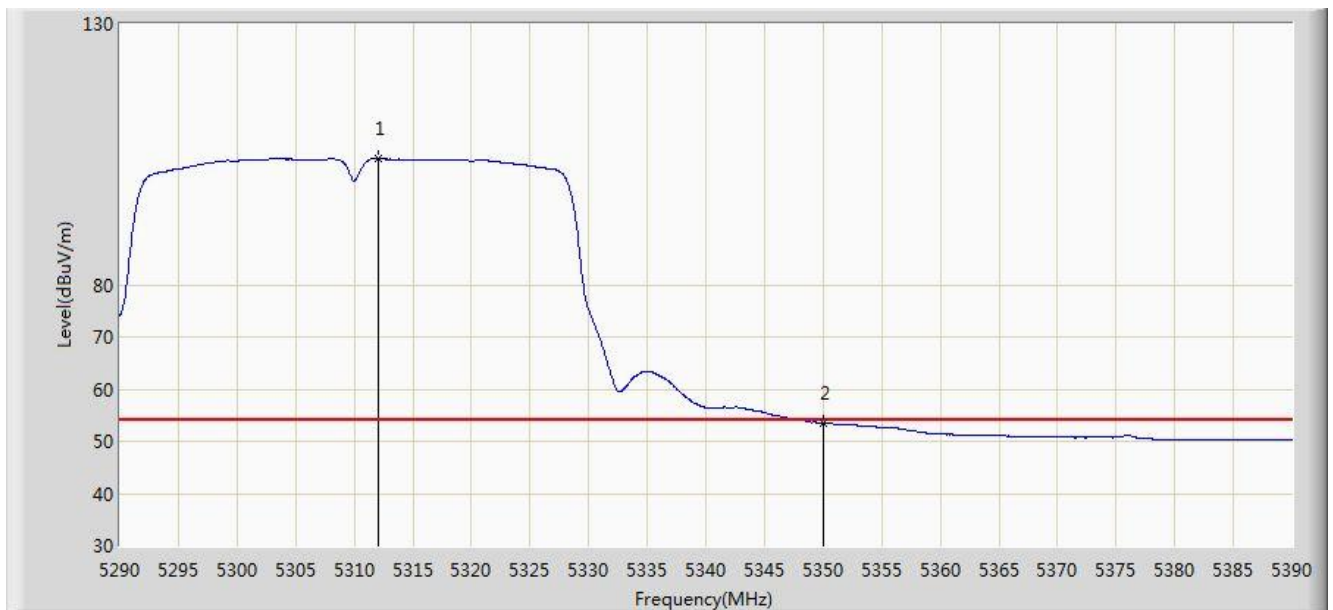


No	Flag	Mark	Frequency (MHz)	Measure Level (dBuV/m)	Reading Level (dBuV)	Margin (dB)	Limit (dBuV/m)	Factor (dB)	Type
1		*	5313.100	116.210	112.374	N/A	N/A	3.836	PK
2			5350.000	65.932	62.027	-8.068	74.000	3.904	PK
3			5351.500	66.863	62.956	-7.137	74.000	3.908	PK

Note: Measure Level (dB μ V/m) = Reading Level (dB μ V) + Factor (dB)

Factor (dB) = Cable Loss (dB) + Antenna Factor (dB/m) - Pre_Amplifier Gain (dB)

Site: AC1	Time: 2016/11/14 - 22:09
Limit: FCC_Part15.209_RE(3m)	Engineer: Kevin Ker
Probe: BBHA9120D_1GHz_18GHz	Polarity: Vertical
EUT: Wi-Fi AP 4x4 OD ext. antenna US	Power: AC 120V/60Hz
Test Mode: Transmit by 802.11n40 at Channel 5310MHz Ant 0	

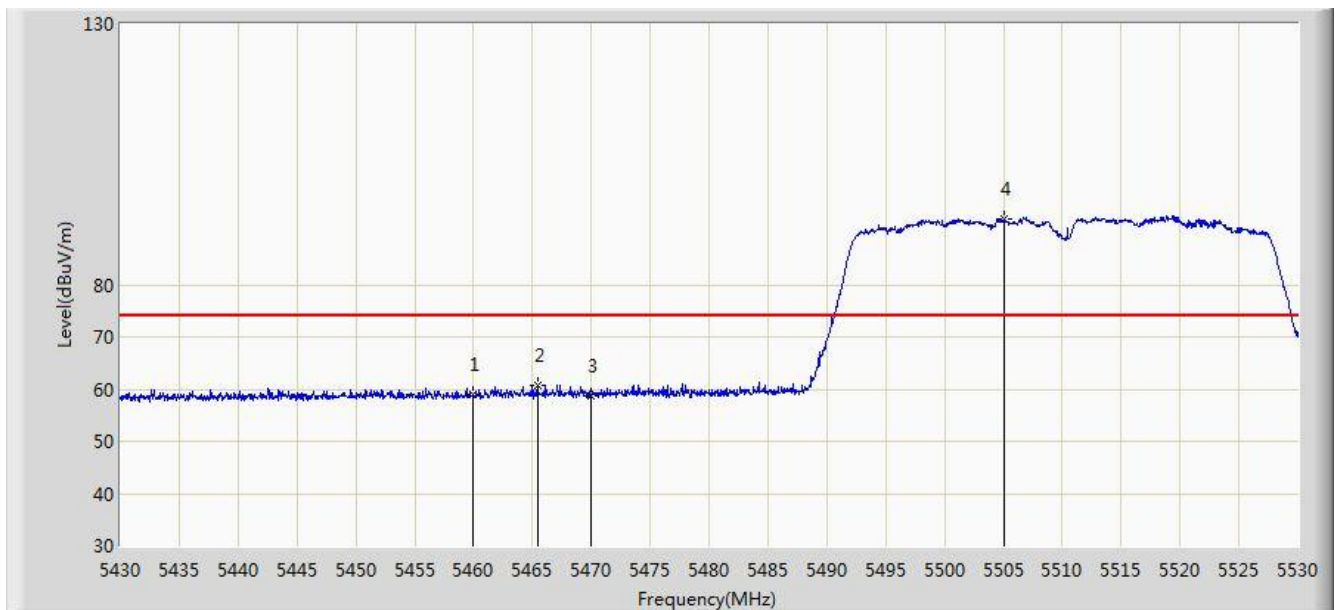


No	Flag	Mark	Frequency (MHz)	Measure Level (dBuV/m)	Reading Level (dBuV)	Margin (dB)	Limit (dBuV/m)	Factor (dB)	Type
1		*	5312.050	104.198	100.364	N/A	N/A	3.834	AV
2			5350.000	53.491	49.586	-0.509	54.000	3.904	AV

Note: Measure Level (dB μ V/m) = Reading Level (dB μ V) + Factor (dB)

Factor (dB) = Cable Loss (dB) + Antenna Factor (dB/m) - Pre_Amplifier Gain (dB)

Site: AC1	Time: 2016/11/14 - 22:29
Limit: FCC_Part15.209_RE(3m)	Engineer: Kevin Ker
Probe: BBHA9120D_1GHz_18GHz	Polarity: Horizontal
EUT: Wi-Fi AP 4x4 OD ext. antenna US	Power: AC 120V/60Hz
Test Mode: Transmit by 802.11n40 at Channel 5510MHz Ant 0	

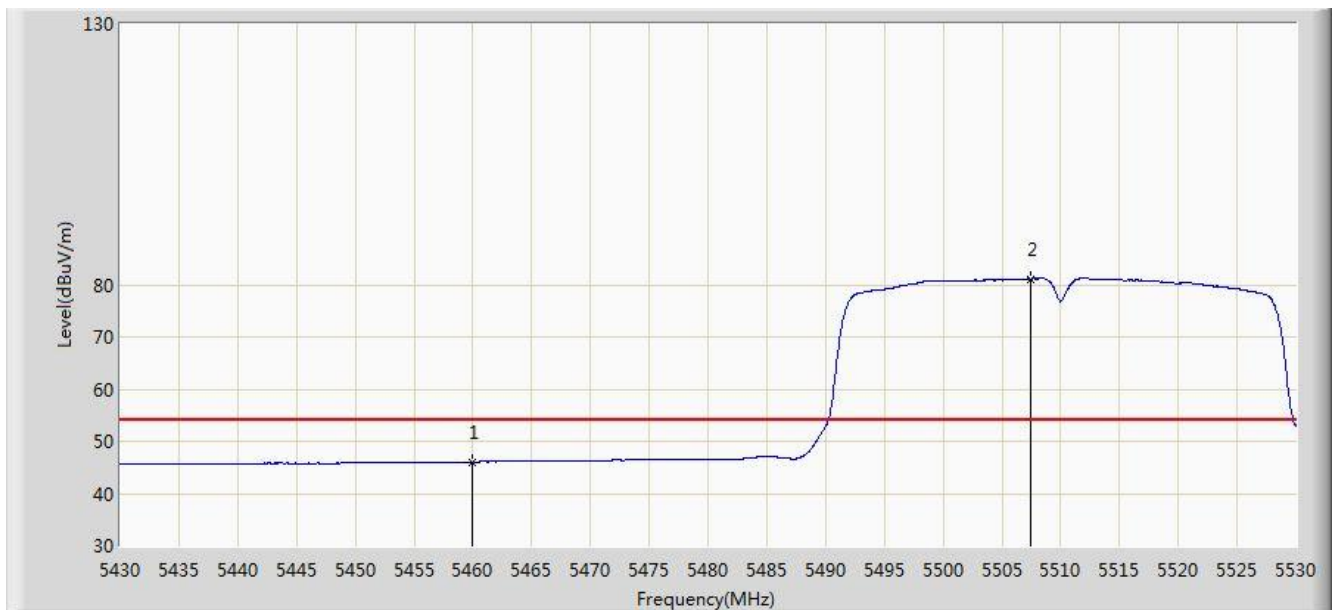


No	Flag	Mark	Frequency (MHz)	Measure Level (dBuV/m)	Reading Level (dBuV)	Margin (dB)	Limit (dBuV/m)	Factor (dB)	Type
1			5460.000	58.868	54.688	-15.132	74.000	4.180	PK
2			5465.450	60.594	56.402	-13.406	74.000	4.192	PK
3			5470.000	58.801	54.599	-15.199	74.000	4.202	PK
4		*	5505.000	92.626	88.339	N/A	N/A	4.286	PK

Note: Measure Level (dB μ V/m) = Reading Level (dB μ V) + Factor (dB)

Factor (dB) = Cable Loss (dB) + Antenna Factor (dB/m) - Pre_Amplifier Gain (dB)

Site: AC1	Time: 2016/11/14 - 22:31
Limit: FCC_Part15.209_RE(3m)	Engineer: Kevin Ker
Probe: BBHA9120D_1GHz_18GHz	Polarity: Horizontal
EUT: Wi-Fi AP 4x4 OD ext. antenna US	Power: AC 120V/60Hz
Test Mode: Transmit by 802.11n40 at Channel 5510MHz Ant 0	

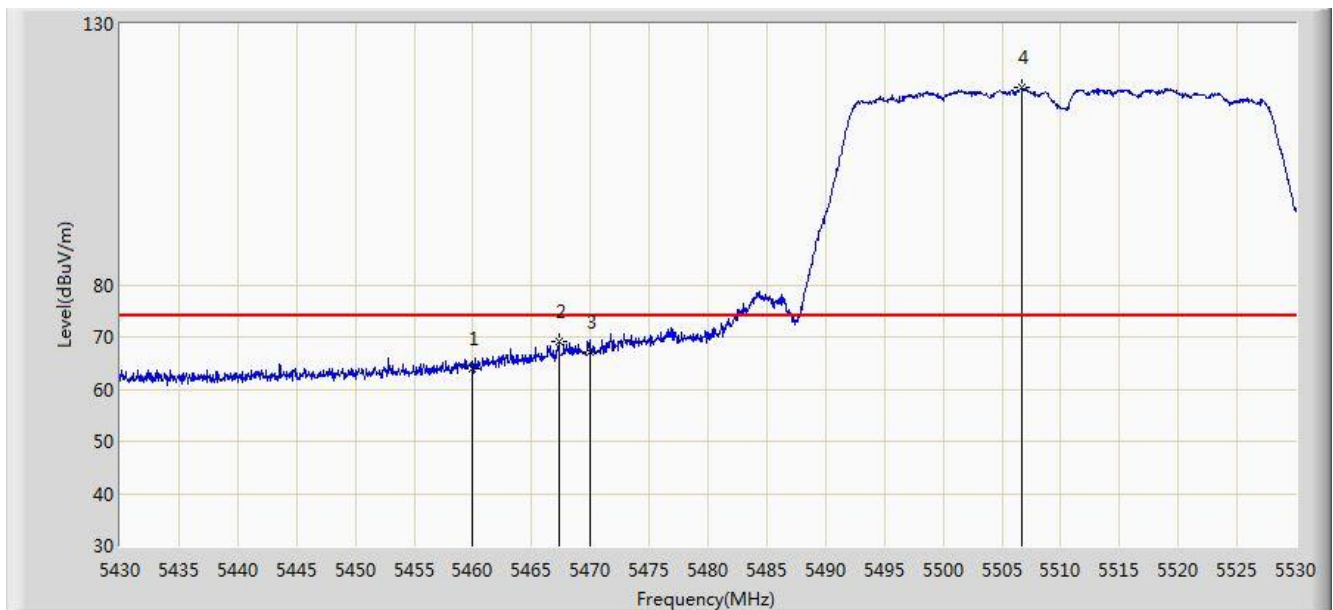


No	Flag	Mark	Frequency (MHz)	Measure Level (dBuV/m)	Reading Level (dBuV)	Margin (dB)	Limit (dBuV/m)	Factor (dB)	Type
1			5460.000	46.039	41.859	-7.961	54.000	4.180	AV
2		*	5507.400	81.150	76.856	N/A	N/A	4.293	AV

Note: Measure Level (dB μ V/m) = Reading Level (dB μ V) + Factor (dB)

Factor (dB) = Cable Loss (dB) + Antenna Factor (dB/m) - Pre_Amplifier Gain (dB)

Site: AC1	Time: 2016/11/14 - 22:27
Limit: FCC_Part15.209_RE(3m)	Engineer: Kevin Ker
Probe: BBHA9120D_1GHz_18GHz	Polarity: Vertical
EUT: Wi-Fi AP 4x4 OD ext. antenna US	Power: AC 120V/60Hz
Test Mode: Transmit by 802.11n40 at Channel 5510MHz Ant 0	

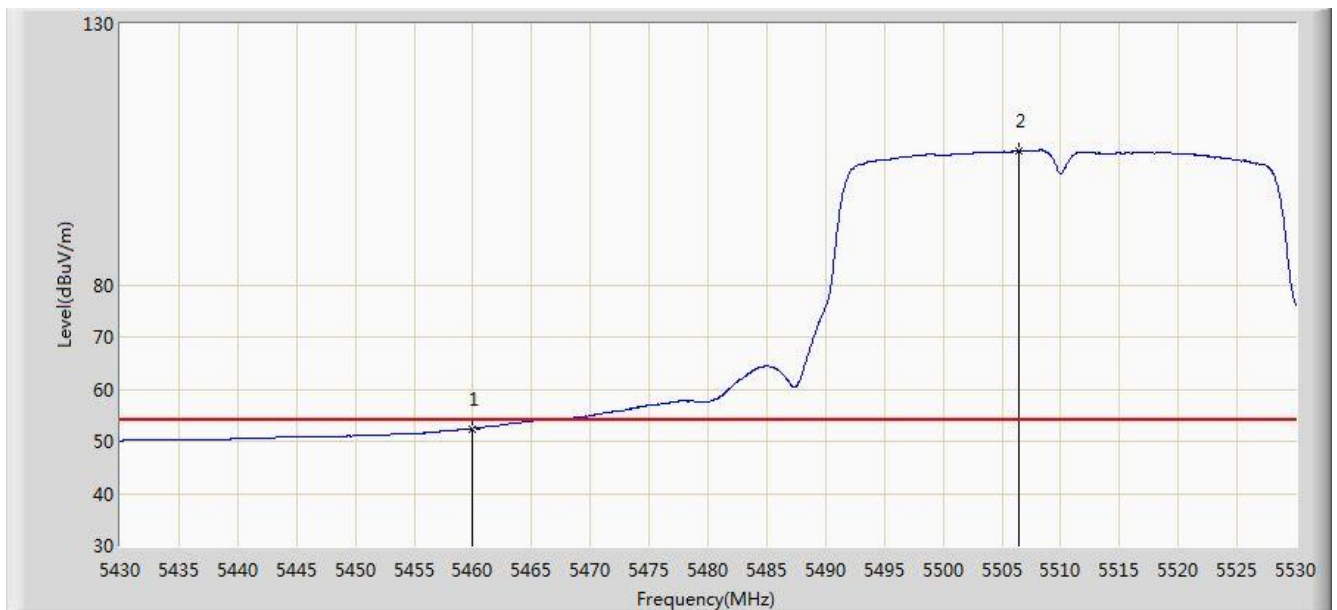


No	Flag	Mark	Frequency (MHz)	Measure Level (dBuV/m)	Reading Level (dBuV)	Margin (dB)	Limit (dBuV/m)	Factor (dB)	Type
1			5460.000	63.814	59.634	-10.186	74.000	4.180	PK
2			5467.350	69.089	64.893	-4.911	74.000	4.196	PK
3			5470.000	67.140	62.938	-6.860	74.000	4.202	PK
4		*	5506.750	117.717	113.425	N/A	N/A	4.292	PK

Note: Measure Level (dBuV/m) = Reading Level (dBuV) + Factor (dB)

Factor (dB) = Cable Loss (dB) + Antenna Factor (dB/m) - Pre_Amplifier Gain (dB)

Site: AC1	Time: 2016/11/14 - 22:28
Limit: FCC_Part15.209_RE(3m)	Engineer: Kevin Ker
Probe: BBHA9120D_1GHz_18GHz	Polarity: Vertical
EUT: Wi-Fi AP 4x4 OD ext. antenna US	Power: AC 120V/60Hz
Test Mode: Transmit by 802.11n40 at Channel 5510MHz Ant 0	

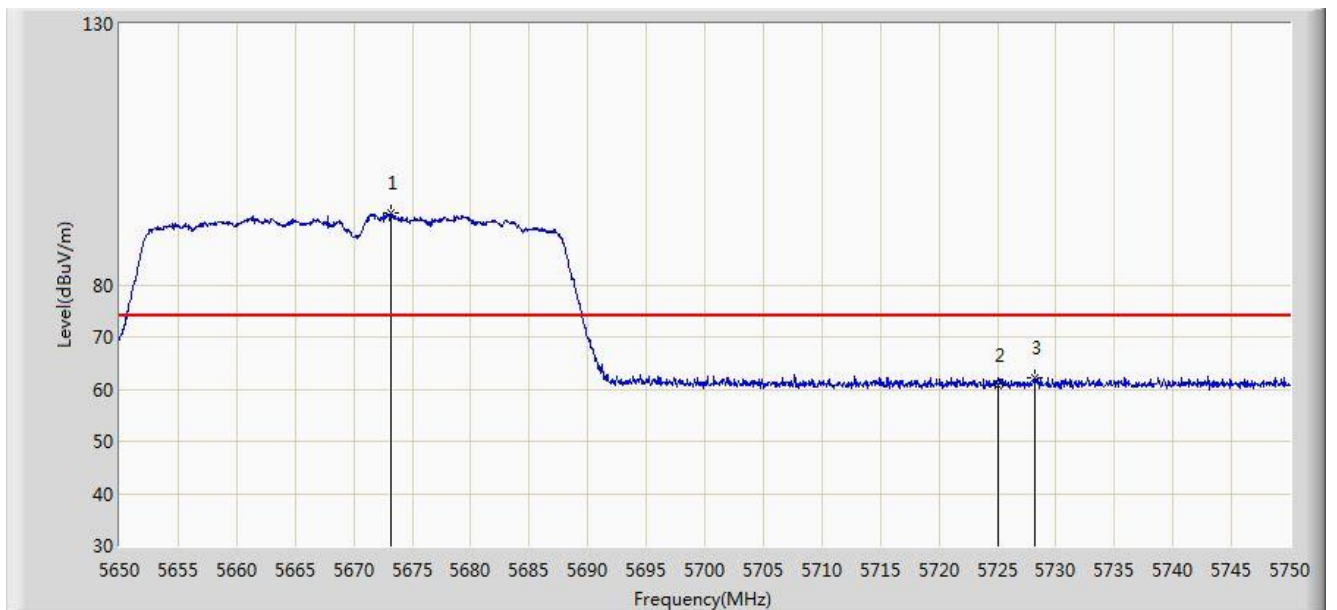


No	Flag	Mark	Frequency (MHz)	Measure Level (dBuV/m)	Reading Level (dBuV)	Margin (dB)	Limit (dBuV/m)	Factor (dB)	Type
1			5460.000	52.456	48.276	-1.544	54.000	4.180	AV
2		*	5506.450	105.639	101.348	N/A	N/A	4.291	AV

Note: Measure Level (dB μ V/m) = Reading Level (dB μ V) + Factor (dB)

Factor (dB) = Cable Loss (dB) + Antenna Factor (dB/m) - Pre_Amplifier Gain (dB)

Site: AC1	Time: 2016/11/14 - 22:40
Limit: FCC_Part15.209_RE(3m)	Engineer: Kevin Ker
Probe: BBHA9120D_1GHz_18GHz	Polarity: Horizontal
EUT: Wi-Fi AP 4x4 OD ext. antenna US	Power: AC 120V/60Hz
Test Mode: Transmit by 802.11n40 at Channel 5670MHz Ant 0	

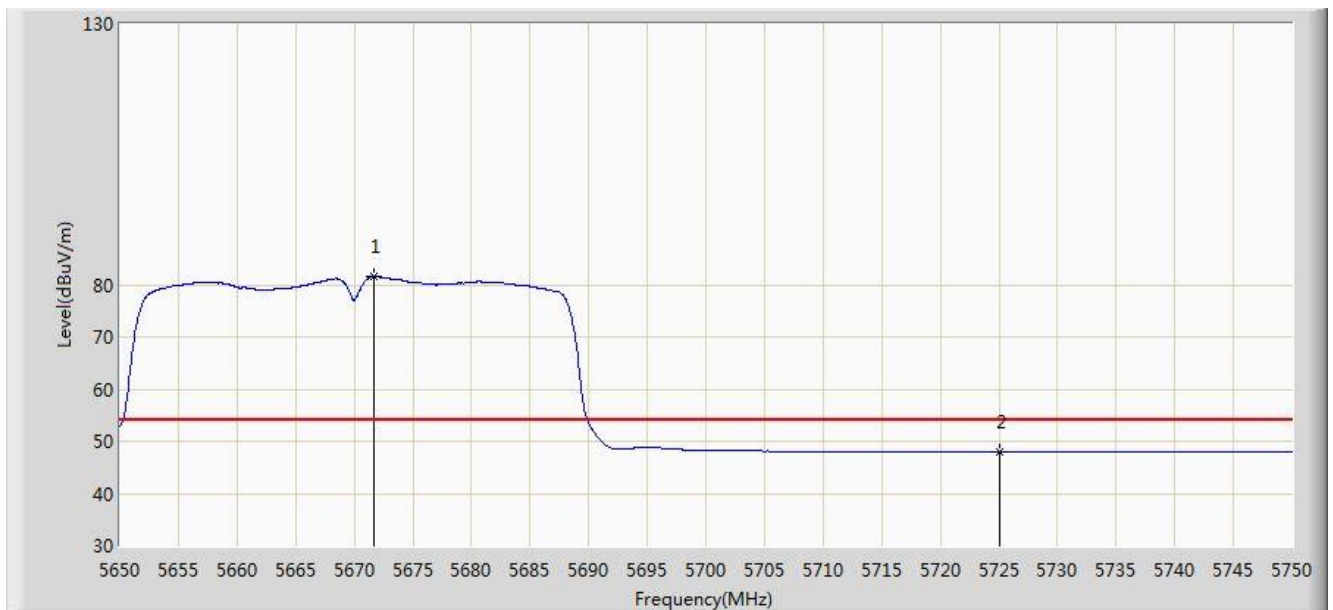


No	Flag	Mark	Frequency (MHz)	Measure Level (dBuV/m)	Reading Level (dBuV)	Margin (dB)	Limit (dBuV/m)	Factor (dB)	Type
1		*	5673.200	93.652	88.892	N/A	N/A	4.760	PK
2			5725.000	60.647	55.618	-13.353	74.000	5.029	PK
3			5728.150	62.253	57.204	-11.747	74.000	5.049	PK

Note: Measure Level (dB μ V/m) = Reading Level (dB μ V) + Factor (dB)

Factor (dB) = Cable Loss (dB) + Antenna Factor (dB/m) - Pre_Amplifier Gain (dB)

Site: AC1	Time: 2016/11/14 - 22:42
Limit: FCC_Part15.209_RE(3m)	Engineer: Kevin Ker
Probe: BBHA9120D_1GHz_18GHz	Polarity: Horizontal
EUT: Wi-Fi AP 4x4 OD ext. antenna US	Power: AC 120V/60Hz
Test Mode: Transmit by 802.11n40 at Channel 5670MHz Ant 0	

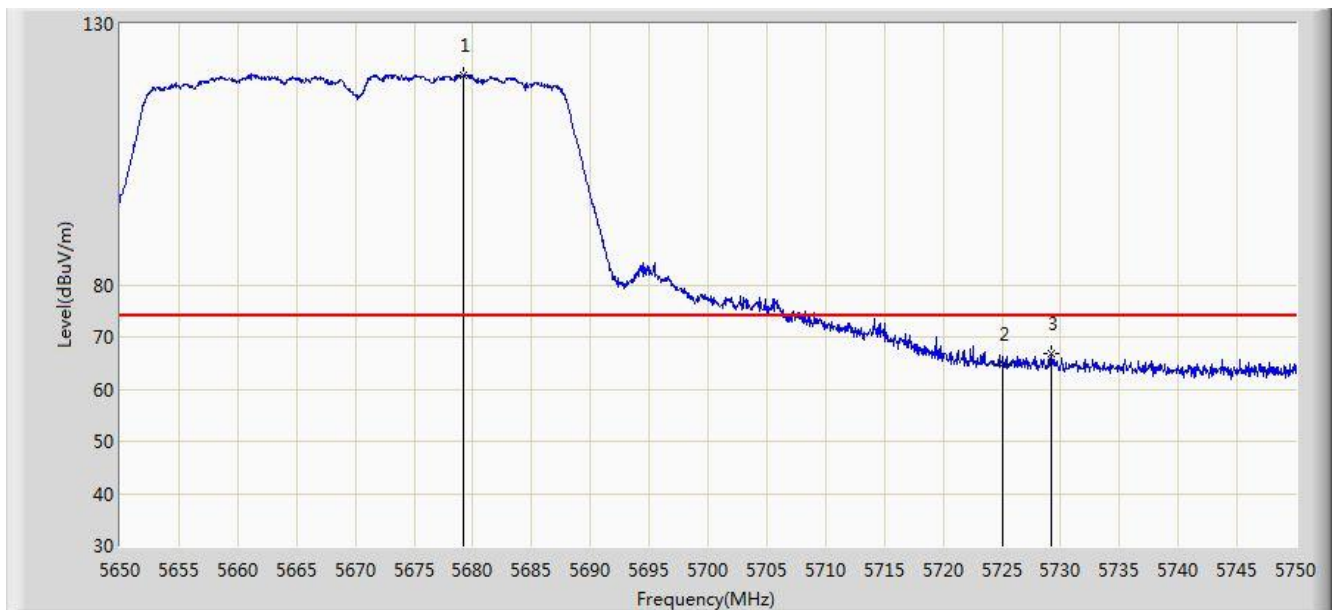


No	Flag	Mark	Frequency (MHz)	Measure Level (dBuV/m)	Reading Level (dBuV)	Margin (dB)	Limit (dBuV/m)	Factor (dB)	Type
1		*	5671.700	81.502	76.748	N/A	N/A	4.754	AV
2			5725.000	48.008	42.979	-5.992	54.000	5.029	AV

Note: Measure Level (dBuV/m) = Reading Level (dBuV) + Factor (dB)

Factor (dB) = Cable Loss (dB) + Antenna Factor (dB/m) - Pre_Amplifier Gain (dB)

Site: AC1	Time: 2016/11/14 - 22:40
Limit: FCC_Part15.209_RE(3m)	Engineer: Kevin Ker
Probe: BBHA9120D_1GHz_18GHz	Polarity: Vertical
EUT: Wi-Fi AP 4x4 OD ext. antenna US	Power: AC 120V/60Hz
Test Mode: Transmit by 802.11n40 at Channel 5670MHz Ant 0	

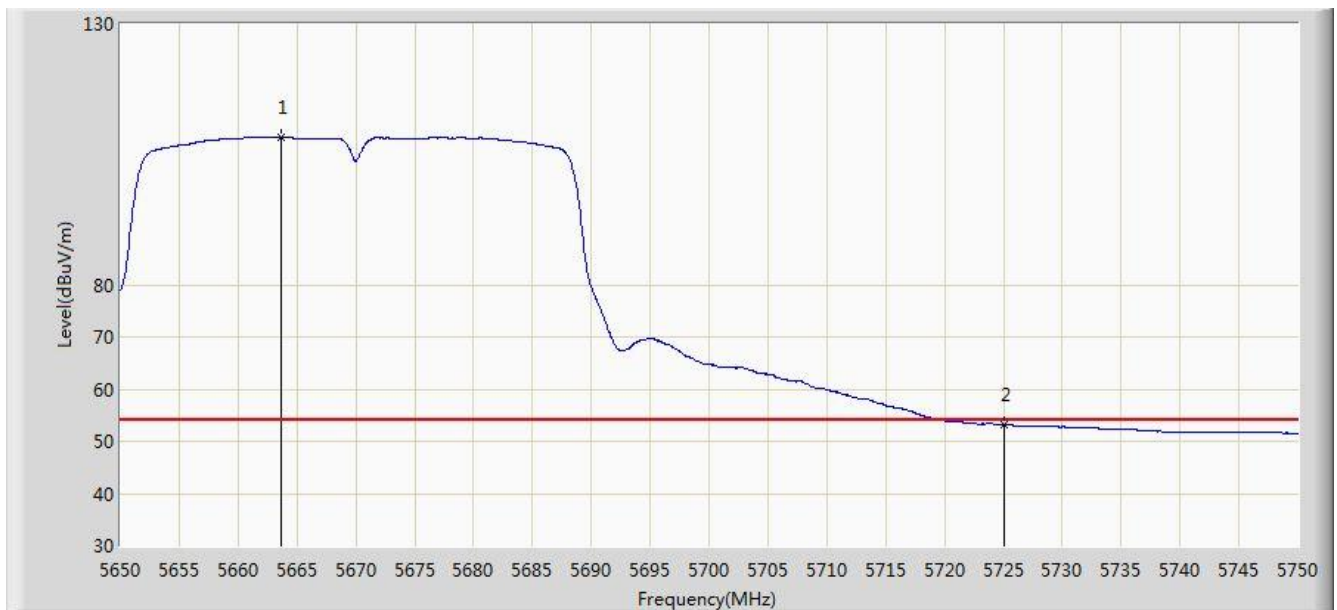


No	Flag	Mark	Frequency (MHz)	Measure Level (dBuV/m)	Reading Level (dBuV)	Margin (dB)	Limit (dBuV/m)	Factor (dB)	Type
1		*	5679.200	120.007	115.223	N/A	N/A	4.785	PK
2			5725.000	64.673	59.644	-9.327	74.000	5.029	PK
3			5729.150	66.815	61.760	-7.185	74.000	5.055	PK

Note: Measure Level (dB μ V/m) = Reading Level (dB μ V) + Factor (dB)

Factor (dB) = Cable Loss (dB) + Antenna Factor (dB/m) - Pre_Amplifier Gain (dB)

Site: AC1	Time: 2016/11/14 - 22:35
Limit: FCC_Part15.209_RE(3m)	Engineer: Kevin Ker
Probe: BBHA9120D_1-18GHz	Polarity: Vertical
EUT: Wi-Fi AP 4x4 OD ext. antenna US	Power: AC 120V/60Hz
Test Mode: Transmit by 802.11n40 at Channel 5670MHz Ant 0	

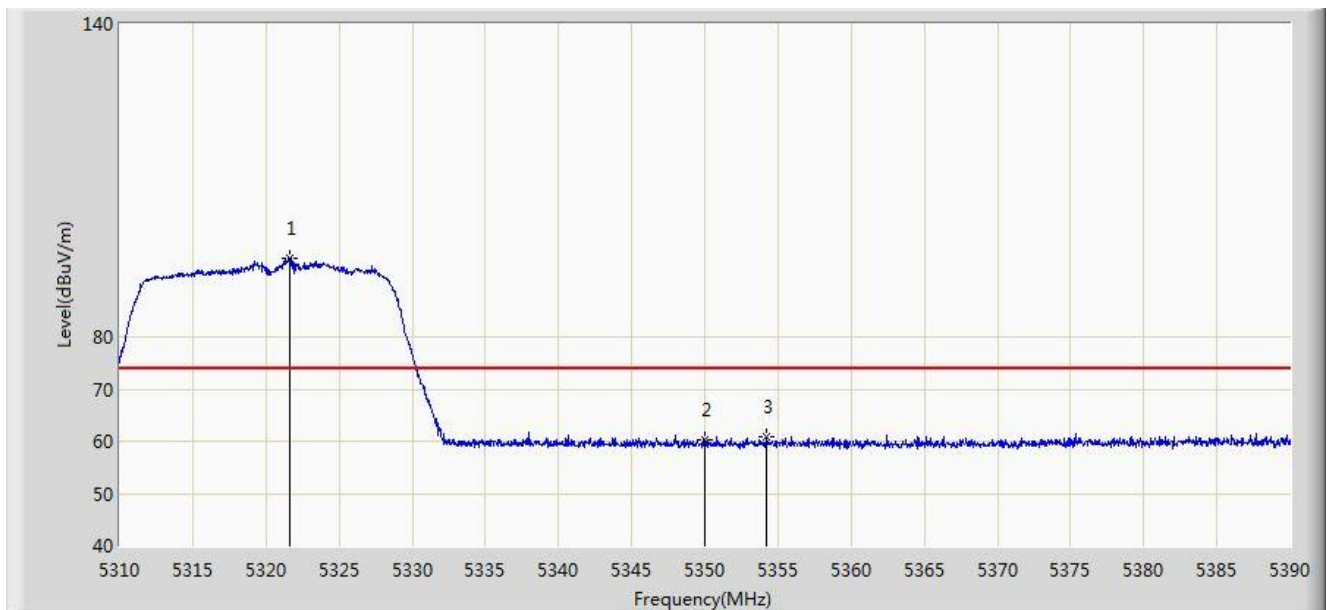


No	Flag	Mark	Frequency (MHz)	Measure Level (dBuV/m)	Reading Level (dBuV)	Margin (dB)	Limit (dBuV/m)	Factor (dB)	Type
1		*	5663.650	108.326	103.604	N/A	N/A	4.722	AV
2			5725.000	53.213	48.184	-0.787	54.000	5.029	AV

Note: Measure Level (dB μ V/m) = Reading Level (dB μ V) + Factor (dB)

Factor (dB) = Cable Loss (dB) + Antenna Factor (dB/m) - Pre_Amplifier Gain (dB)

Site: AC1	Time: 2016/11/14 - 23:20
Limit: FCC_Part15.209_RE(3m)	Engineer: Kevin Ker
Probe: BBHA9120D_1GHz_18GHz	Polarity: Horizontal
EUT: Wi-Fi AP 4x4 OD ext. antenna US	Power: AC 120V/60Hz
Test Mode: Transmit by 802.11ac-VHT20 at Channel 5320MHz Ant 0	

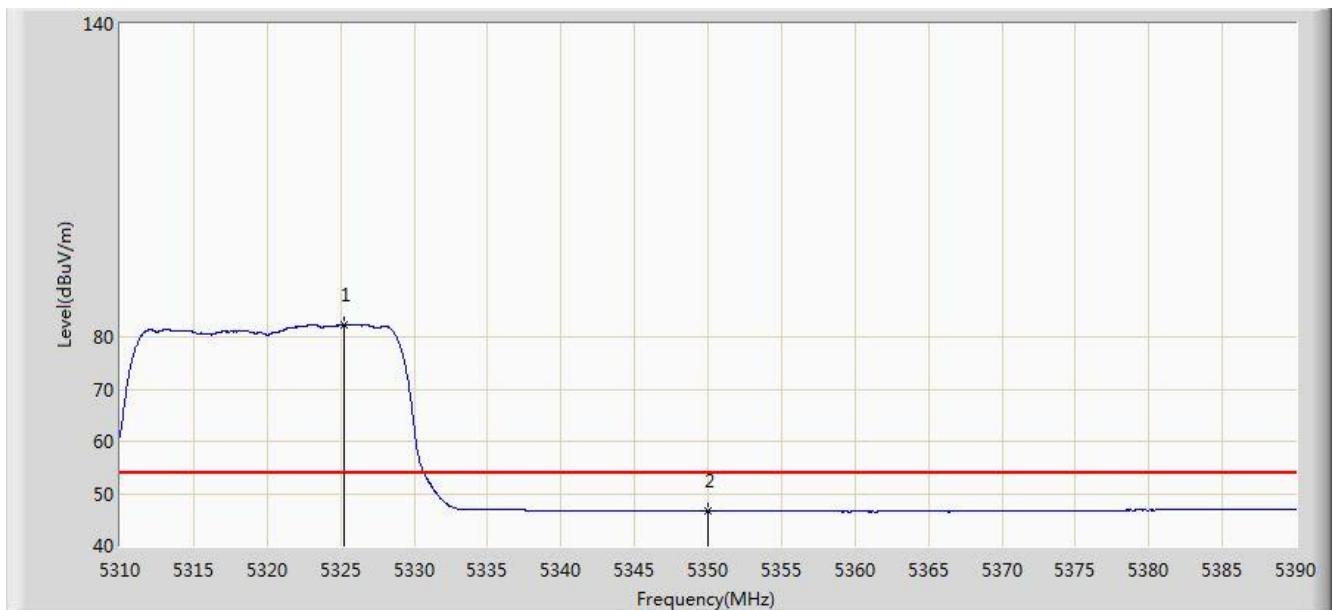


No	Flag	Mark	Frequency (MHz)	Measure Level (dBuV/m)	Reading Level (dBuV)	Margin (dB)	Limit (dBuV/m)	Factor (dB)	Type
1		*	5321.640	95.012	91.160	N/A	N/A	3.852	PK
2			5350.000	60.150	56.245	-13.850	74.000	3.904	PK
3			5354.200	60.966	57.054	-13.034	74.000	3.913	PK

Note: Measure Level (dB μ V/m) = Reading Level (dB μ V) + Factor (dB)

Factor (dB) = Cable Loss (dB) + Antenna Factor (dB/m) - Pre_Amplifier Gain (dB)

Site: AC1	Time: 2016/11/14 - 23:22
Limit: FCC_Part15.209_RE(3m)	Engineer: Kevin Ker
Probe: BBHA9120D_1GHz_18GHz	Polarity: Horizontal
EUT: Wi-Fi AP 4x4 OD ext. antenna US	Power: AC 120V/60Hz
Test Mode: Transmit by 802.11ac-VHT20 at Channel 5320MHz Ant 0	

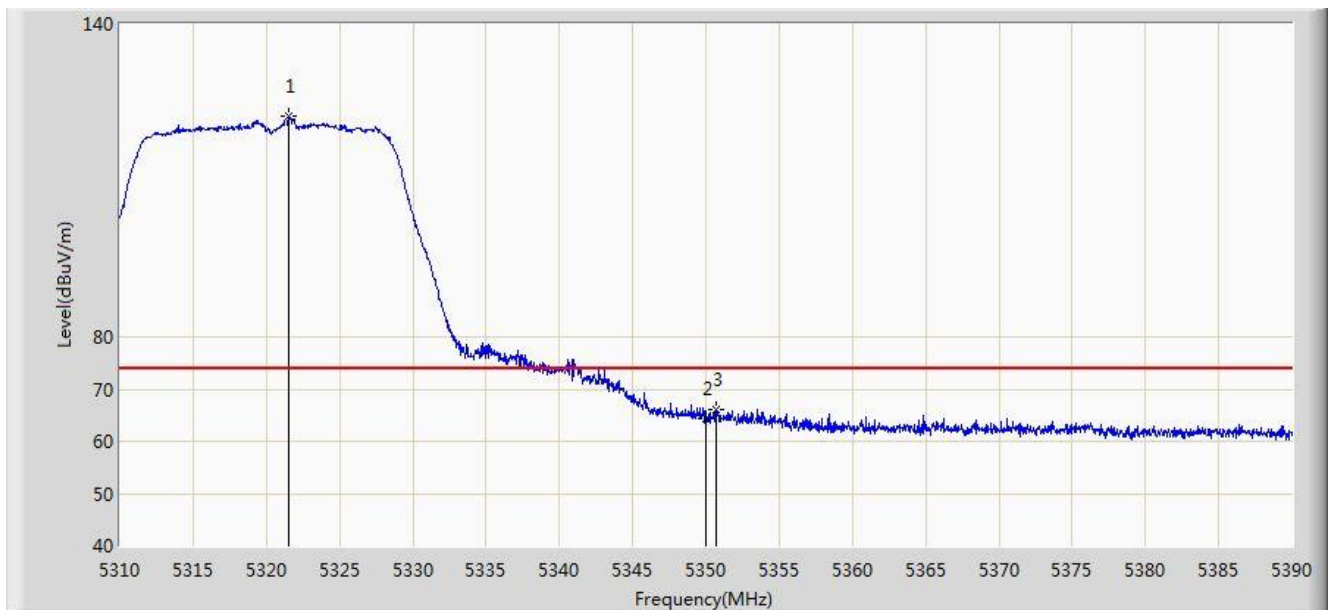


No	Flag	Mark	Frequency (MHz)	Measure Level (dBuV/m)	Reading Level (dBuV)	Margin (dB)	Limit (dBuV/m)	Factor (dB)	Type
1		*	5325.200	82.413	78.555	N/A	N/A	3.859	AV
2			5350.000	46.602	42.697	-7.398	54.000	3.904	AV

Note: Measure Level (dB μ V/m) = Reading Level (dB μ V) + Factor (dB)

Factor (dB) = Cable Loss (dB) + Antenna Factor (dB/m) - Pre_Amplifier Gain (dB)

Site: AC1	Time: 2016/11/14 - 23:20
Limit: FCC_Part15.209_RE(3m)	Engineer: Kevin Ker
Probe: BBHA9120D_1GHz_18GHz	Polarity: Vertical
EUT: Wi-Fi AP 4x4 OD ext. antenna US	Power: AC 120V/60Hz
Test Mode: Transmit by 802.11ac-VHT20 at Channel 5320MHz Ant 0	

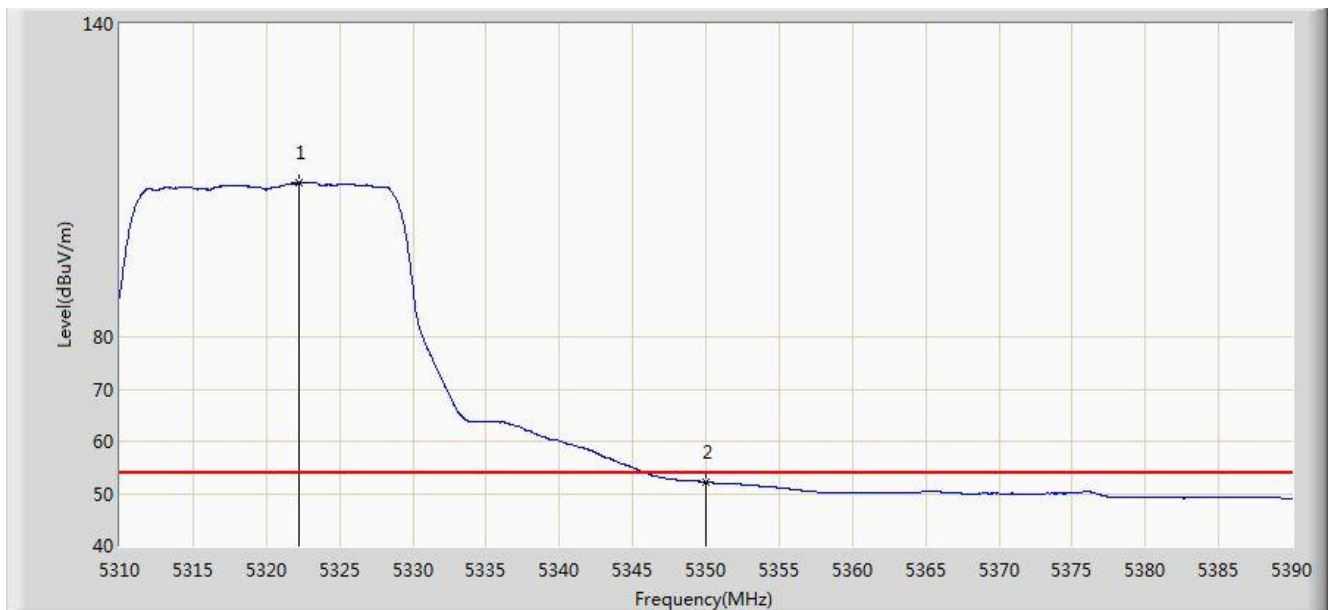


No	Flag	Mark	Frequency (MHz)	Measure Level (dBuV/m)	Reading Level (dBuV)	Margin (dB)	Limit (dBuV/m)	Factor (dB)	Type
1		*	5321.560	122.181	118.329	N/A	N/A	3.851	PK
2			5350.000	64.423	60.518	-9.577	74.000	3.904	PK
3			5350.720	65.943	62.037	-8.057	74.000	3.906	PK

Note: Measure Level (dB μ V/m) = Reading Level (dB μ V) + Factor (dB)

Factor (dB) = Cable Loss (dB) + Antenna Factor (dB/m) - Pre_Amplifier Gain (dB)

Site: AC1	Time: 2016/11/14 - 23:16
Limit: FCC_Part15.209_RE(3m)	Engineer: Kevin Ker
Probe: BBHA9120D_1GHz_18GHz	Polarity: Vertical
EUT: Wi-Fi AP 4x4 OD ext. antenna US	Power: AC 120V/60Hz
Test Mode: Transmit by 802.11ac-VHT20 at Channel 5320MHz Ant 0	

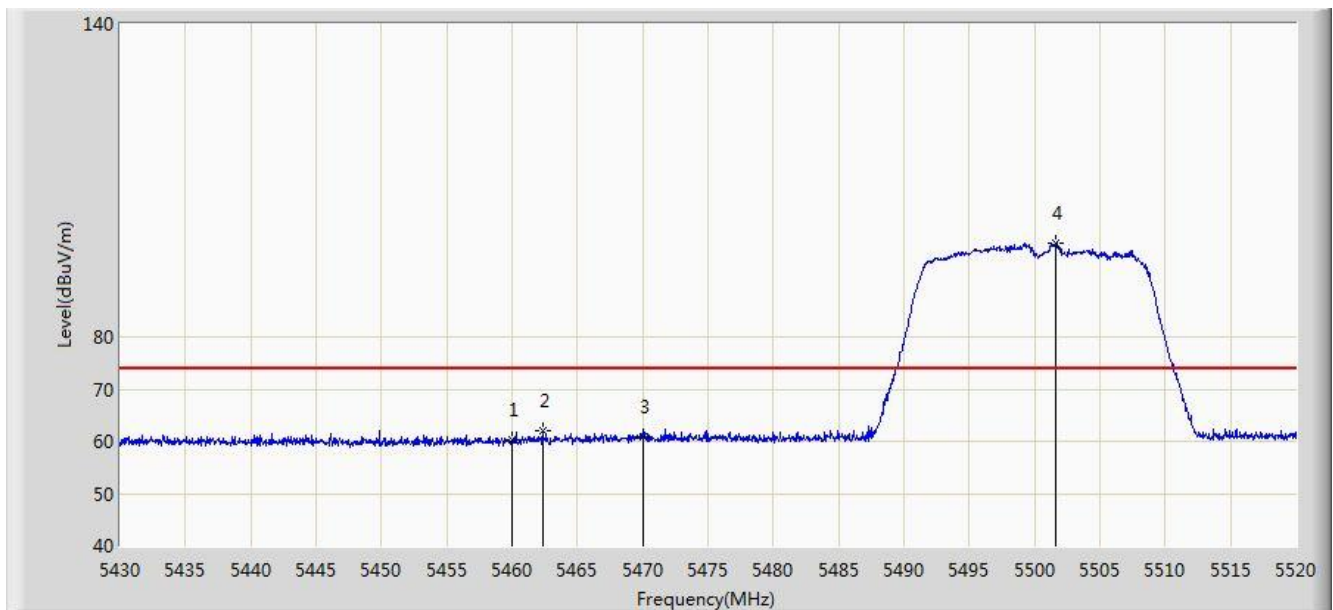


No	Flag	Mark	Frequency (MHz)	Measure Level (dBuV/m)	Reading Level (dBuV)	Margin (dB)	Limit (dBuV/m)	Factor (dB)	Type
1		*	5322.280	109.516	105.663	N/A	N/A	3.853	AV
2			5350.000	52.179	48.274	-1.821	54.000	3.904	AV

Note: Measure Level (dB μ V/m) = Reading Level (dB μ V) + Factor (dB)

Factor (dB) = Cable Loss (dB) + Antenna Factor (dB/m) - Pre_Amplifier Gain (dB)

Site: AC1	Time: 2016/11/14 - 23:29
Limit: FCC_Part15.209_RE(3m)	Engineer: Kevin Ker
Probe: BBHA9120D_1GHz_18GHz	Polarity: Horizontal
EUT: Wi-Fi AP 4x4 OD ext. antenna US	Power: AC 120V/60Hz
Test Mode: Transmit by 802.11ac-VHT20 at Channel 5500MHz Ant 0	

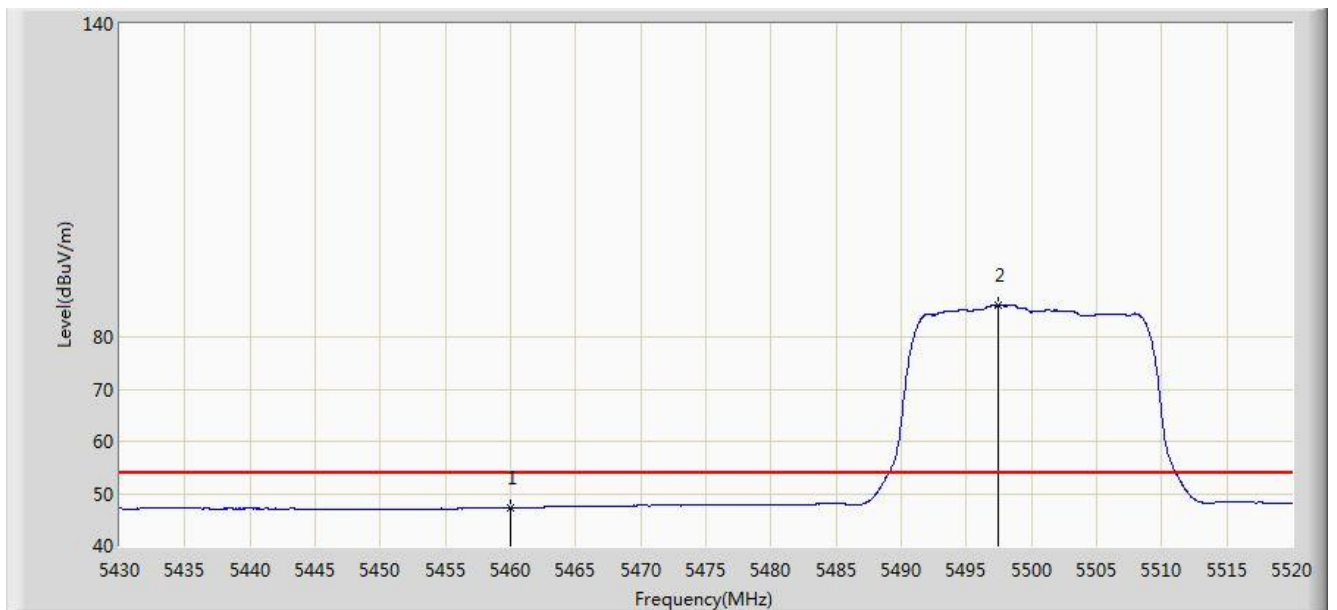


No	Flag	Mark	Frequency (MHz)	Measure Level (dBuV/m)	Reading Level (dBuV)	Margin (dB)	Limit (dBuV/m)	Factor (dB)	Type
1			5460.000	60.303	56.123	-13.697	74.000	4.180	PK
2			5462.355	62.038	57.853	-11.962	74.000	4.185	PK
3			5470.000	60.750	56.548	-13.250	74.000	4.202	PK
4		*	5501.595	98.034	93.757	N/A	N/A	4.277	PK

Note: Measure Level (dBuV/m) = Reading Level (dBuV) + Factor (dB)

Factor (dB) = Cable Loss (dB) + Antenna Factor (dB/m) - Pre_Amplifier Gain (dB)

Site: AC1	Time: 2016/11/14 - 23:31
Limit: FCC_Part15.209_RE(3m)	Engineer: Kevin Ker
Probe: BBHA9120D_1GHz_18GHz	Polarity: Horizontal
EUT: Wi-Fi AP 4x4 OD ext. antenna US	Power: AC 120V/60Hz
Test Mode: Transmit by 802.11ac-VHT20 at Channel 5500MHz Ant 0	

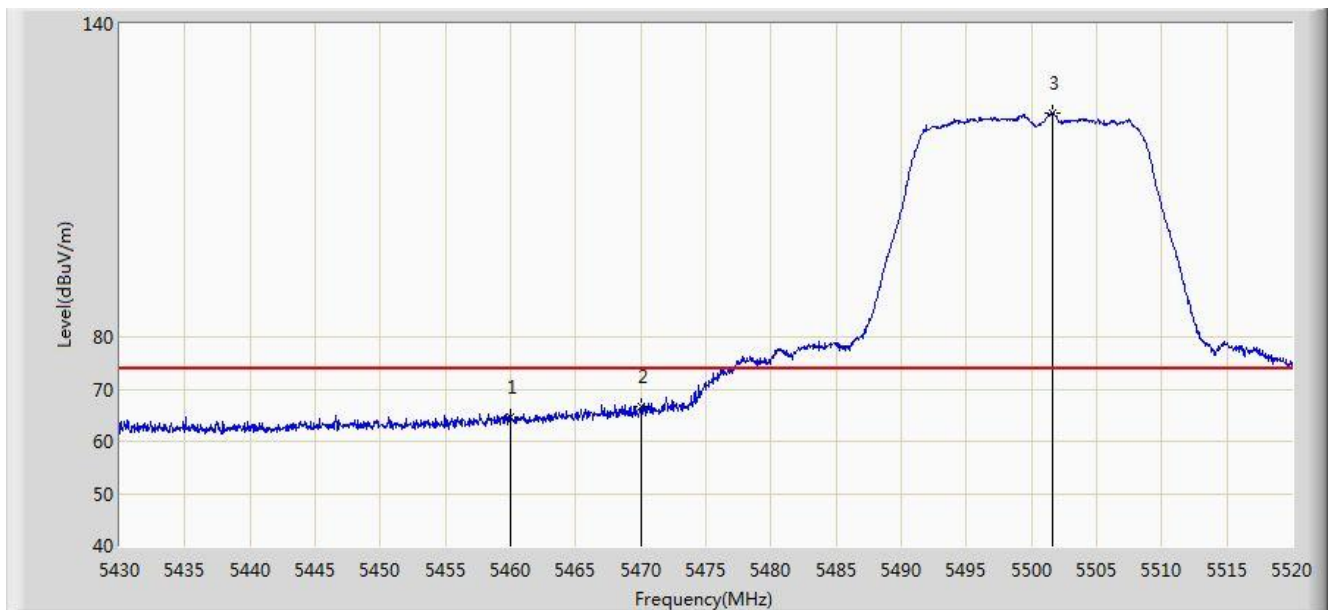


No	Flag	Mark	Frequency (MHz)	Measure Level (dBuV/m)	Reading Level (dBuV)	Margin (dB)	Limit (dBuV/m)	Factor (dB)	Type
1			5460.000	47.228	43.048	-6.772	54.000	4.180	AV
2		*	5497.410	85.972	81.707	N/A	N/A	4.264	AV

Note: Measure Level (dBuV/m) = Reading Level (dBuV) + Factor (dB)

Factor (dB) = Cable Loss (dB) + Antenna Factor (dB/m) - Pre_Amplifier Gain (dB)

Site: AC1	Time: 2016/11/14 - 23:28
Limit: FCC_Part15.209_RE(3m)	Engineer: Kevin Ker
Probe: BBHA9120D_1GHz_18GHz	Polarity: Horizontal
EUT: Wi-Fi AP 4x4 OD ext. antenna US	Power: AC 120V/60Hz
Test Mode: Transmit by 802.11ac-VHT20 at Channel 5500MHz Ant 0	

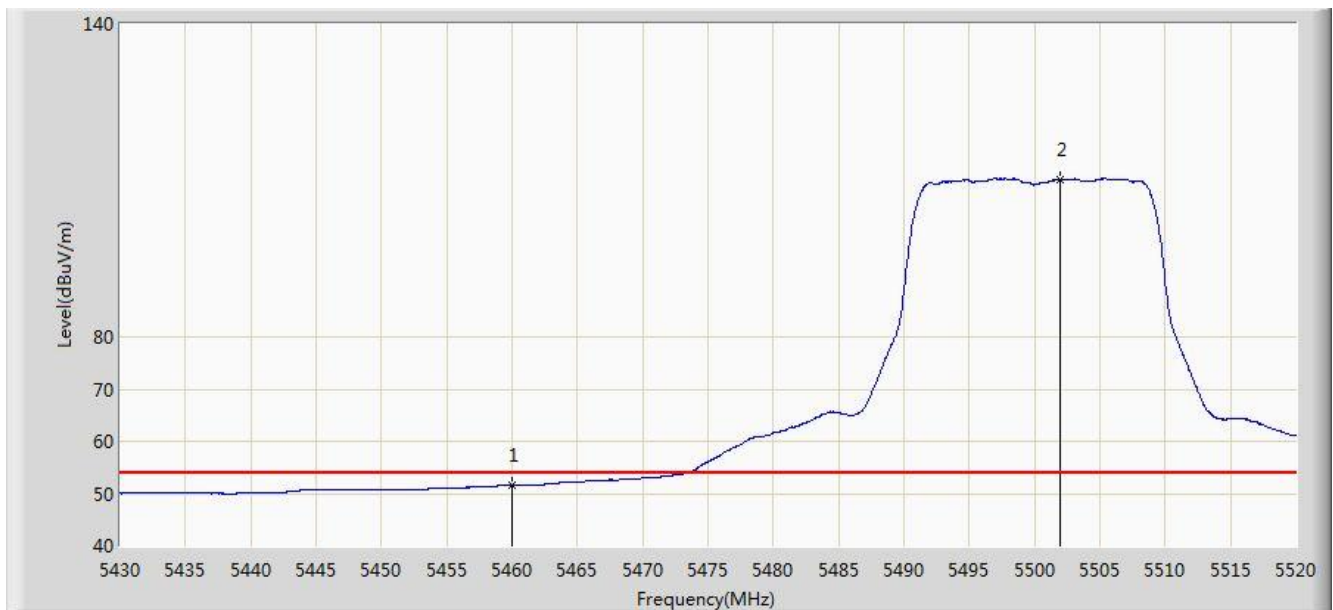


No	Flag	Mark	Frequency (MHz)	Measure Level (dBuV/m)	Reading Level (dBuV)	Margin (dB)	Limit (dBuV/m)	Factor (dB)	Type
1			5460.000	64.671	60.491	-9.329	74.000	4.180	PK
2			5470.000	66.554	62.352	-7.446	74.000	4.202	PK
3		*	5501.595	122.881	118.604	N/A	N/A	4.277	PK

Note: Measure Level (dB μ V/m) = Reading Level (dB μ V) + Factor (dB)

Factor (dB) = Cable Loss (dB) + Antenna Factor (dB/m) - Pre_Amplifier Gain (dB)

Site: AC1	Time: 2016/11/14 - 23:29
Limit: FCC_Part15.209_RE(3m)	Engineer: Kevin Ker
Probe: BBHA9120D_1GHz_18GHz	Polarity: Vertical
EUT: Wi-Fi AP 4x4 OD ext. antenna US	Power: AC 120V/60Hz
Test Mode: Transmit by 802.11ac-VHT20 at Channel 5500MHz Ant 0	

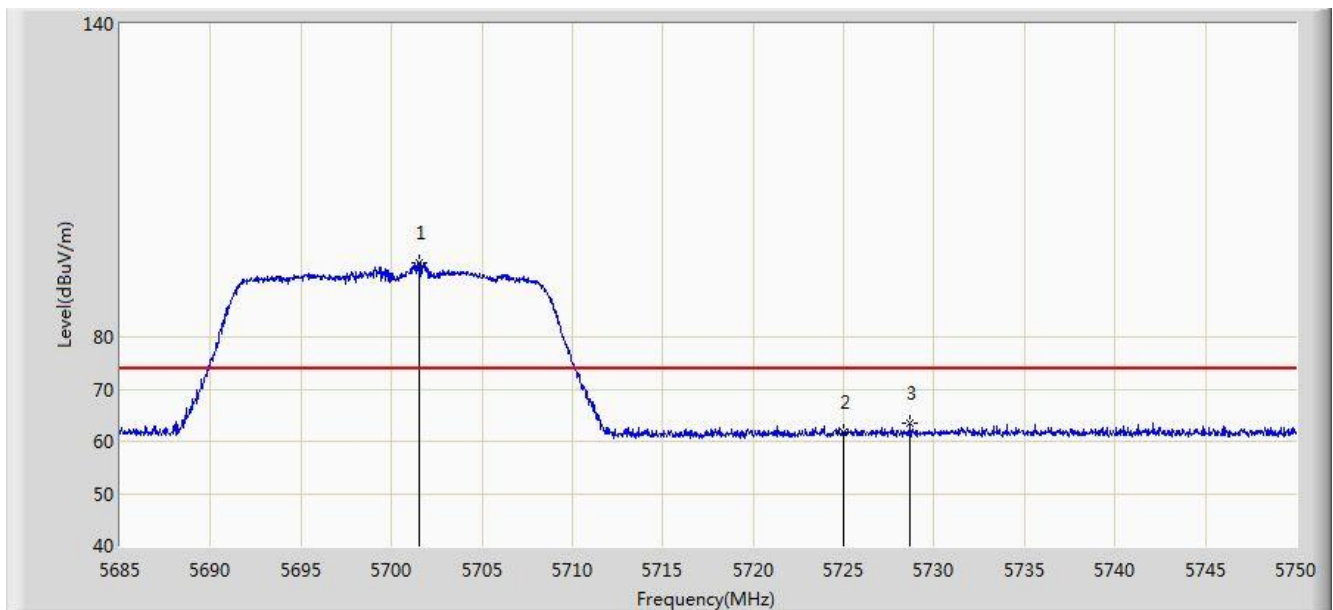


No	Flag	Mark	Frequency (MHz)	Measure Level (dBuV/m)	Reading Level (dBuV)	Margin (dB)	Limit (dBuV/m)	Factor (dB)	Type
1			5460.000	51.661	47.481	-2.339	54.000	4.180	AV
2		*	5501.910	110.135	105.857	N/A	N/A	4.278	AV

Note: Measure Level (dBuV/m) = Reading Level (dBuV) + Factor (dB)

Factor (dB) = Cable Loss (dB) + Antenna Factor (dB/m) - Pre_Amplifier Gain (dB)

Site: AC1	Time: 2016/11/14 - 23:36
Limit: FCC_Part15.209_RE(3m)	Engineer: Kevin Ker
Probe: BBHA9120D_1GHz_18GHz	Polarity: Horizontal
EUT: Wi-Fi AP 4x4 OD ext. antenna US	Power: AC 120V/60Hz
Test Mode: Transmit by 802.11ac-VHT20 at Channel 5700MHz Ant 0	

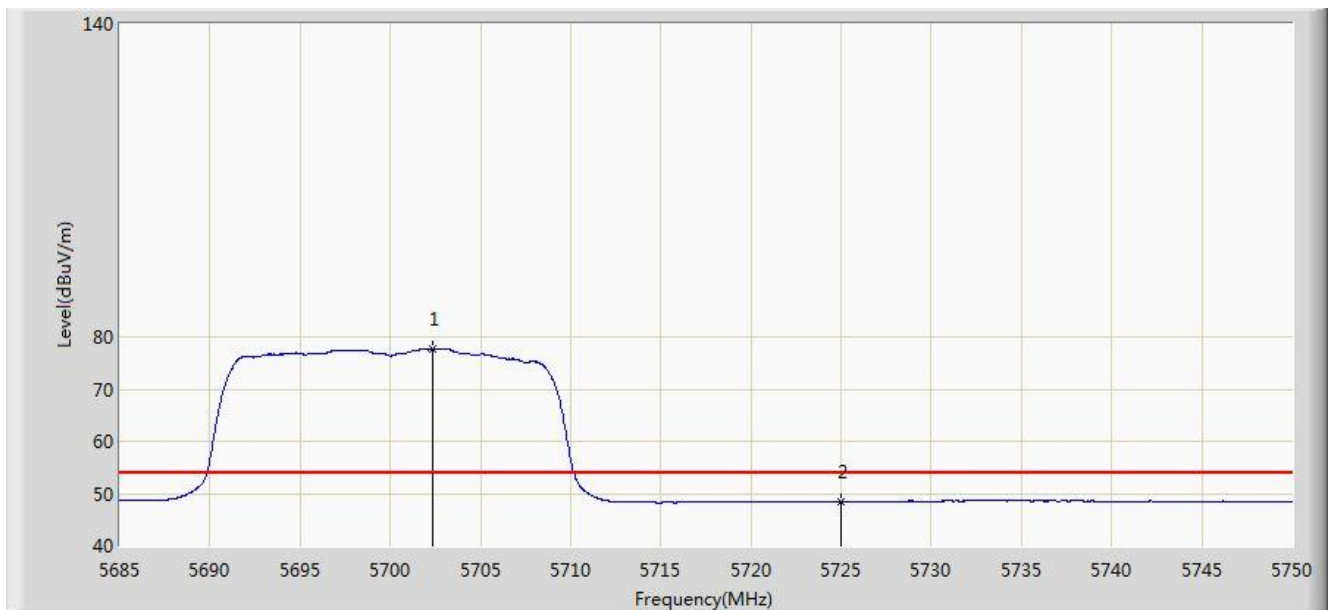


No	Flag	Mark	Frequency (MHz)	Measure Level (dBuV/m)	Reading Level (dBuV)	Margin (dB)	Limit (dBuV/m)	Factor (dB)	Type
1		*	5701.542	94.299	89.413	N/A	N/A	4.886	PK
2			5725.000	61.866	56.837	-12.134	74.000	5.029	PK
3			5728.680	63.364	58.311	-10.636	74.000	5.053	PK

Note: Measure Level (dB μ V/m) = Reading Level (dB μ V) + Factor (dB)

Factor (dB) = Cable Loss (dB) + Antenna Factor (dB/m) - Pre_Amplifier Gain (dB)

Site: AC1	Time: 2016/11/14 - 23:40
Limit: FCC_Part15.209_RE(3m)	Engineer: Kevin Ker
Probe: BBHA9120D_1GHz_18GHz	Polarity: Horizontal
EUT: Wi-Fi AP 4x4 OD ext. antenna US	Power: AC 120V/60Hz
Test Mode: Transmit by 802.11ac-VHT20 at Channel 5700MHz Ant 0	

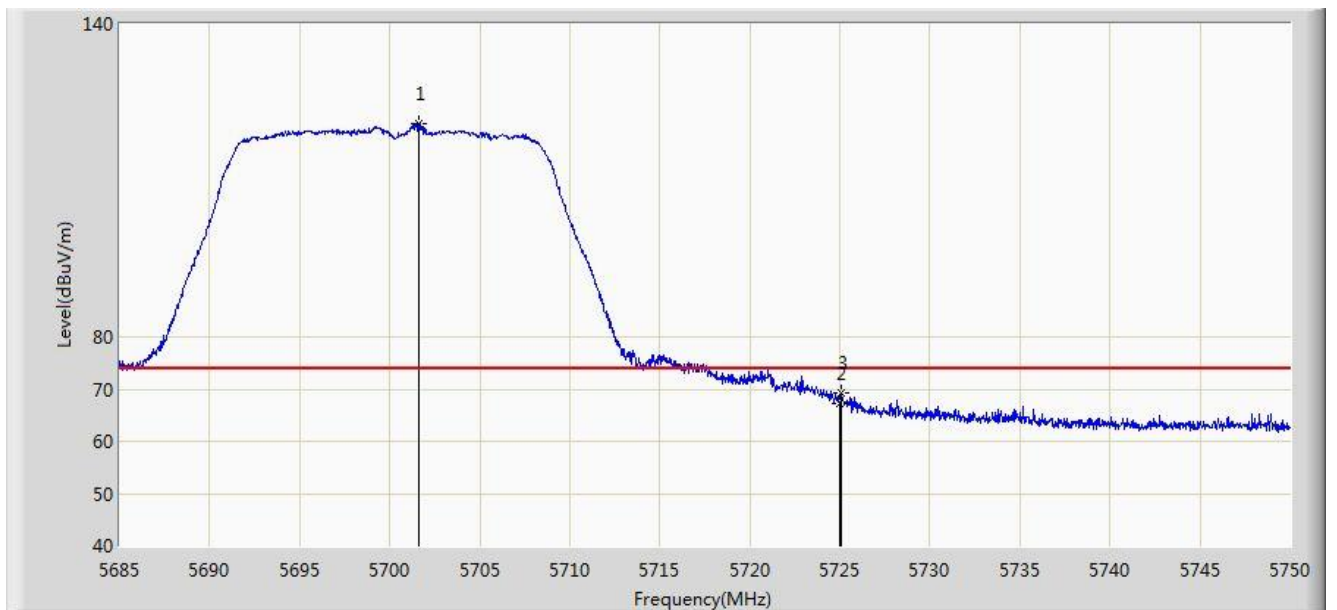


No	Flag	Mark	Frequency (MHz)	Measure Level (dBuV/m)	Reading Level (dBuV)	Margin (dB)	Limit (dBuV/m)	Factor (dB)	Type
1		*	5702.355	77.607	72.716	N/A	N/A	4.891	AV
2			5725.000	48.490	43.461	-5.510	54.000	5.029	AV

Note: Measure Level (dB μ V/m) = Reading Level (dB μ V) + Factor (dB)

Factor (dB) = Cable Loss (dB) + Antenna Factor (dB/m) - Pre_Amplifier Gain (dB)

Site: AC1	Time: 2016/11/14 - 23:36
Limit: FCC_Part15.209_RE(3m)	Engineer: Kevin Ker
Probe: BBHA9120D_1GHz_18GHz	Polarity: Vertical
EUT: Wi-Fi AP 4x4 OD ext. antenna US	Power: AC 120V/60Hz
Test Mode: Transmit by 802.11ac-VHT20 at Channel 5700MHz Ant 0	

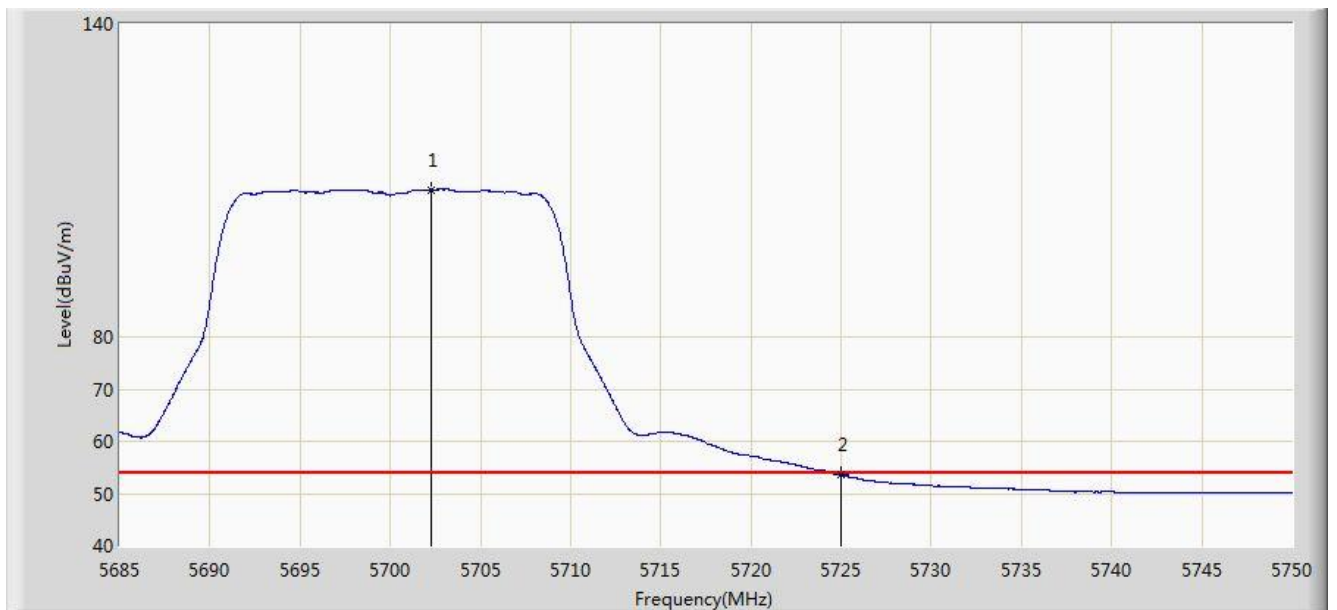


No	Flag	Mark	Frequency (MHz)	Measure Level (dBuV/m)	Reading Level (dBuV)	Margin (dB)	Limit (dBuV/m)	Factor (dB)	Type
1		*	5701.640	120.943	116.056	N/A	N/A	4.887	PK
2			5725.000	67.256	62.227	-6.744	74.000	5.029	PK
3			5725.105	69.270	64.240	-4.730	74.000	5.030	PK

Note: Measure Level (dB μ V/m) = Reading Level (dB μ V) + Factor (dB)

Factor (dB) = Cable Loss (dB) + Antenna Factor (dB/m) - Pre_Amplifier Gain (dB)

Site: AC1	Time: 2016/11/14 - 23:35
Limit: FCC_Part15.209_RE(3m)	Engineer: Kevin Ker
Probe: BBHA9120D_1GHz_18GHz	Polarity: Vertical
EUT: Wi-Fi AP 4x4 OD ext. antenna US	Power: AC 120V/60Hz
Test Mode: Transmit by 802.11ac-VHT20 at Channel 5700MHz Ant 0	

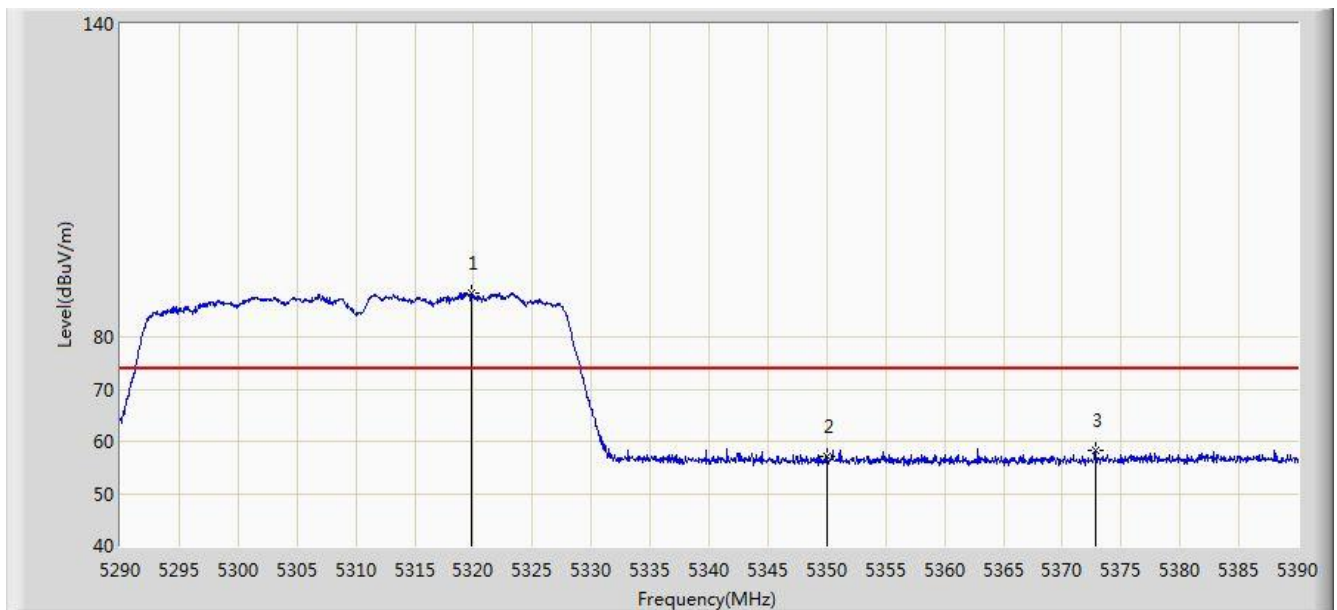


No	Flag	Mark	Frequency (MHz)	Measure Level (dBuV/m)	Reading Level (dBuV)	Margin (dB)	Limit (dBuV/m)	Factor (dB)	Type
1		*	5702.257	108.228	103.338	N/A	N/A	4.890	AV
2			5725.000	53.557	48.528	-0.443	54.000	5.029	AV

Note: Measure Level (dB μ V/m) = Reading Level (dB μ V) + Factor (dB)

Factor (dB) = Cable Loss (dB) + Antenna Factor (dB/m) - Pre_Amplifier Gain (dB)

Site: AC1	Time: 2016/11/15 - 00:02
Limit: FCC_Part15.209_RE(3m)	Engineer: Kevin Ker
Probe: BBHA9120D_1-18GHz	Polarity: Horizontal
EUT: Wi-Fi AP 4x4 OD ext. antenna US	Power: AC 120V/60Hz
Test Mode: Transmit by 802.11ac-VHT40 at Channel 5310MHz Ant 0	

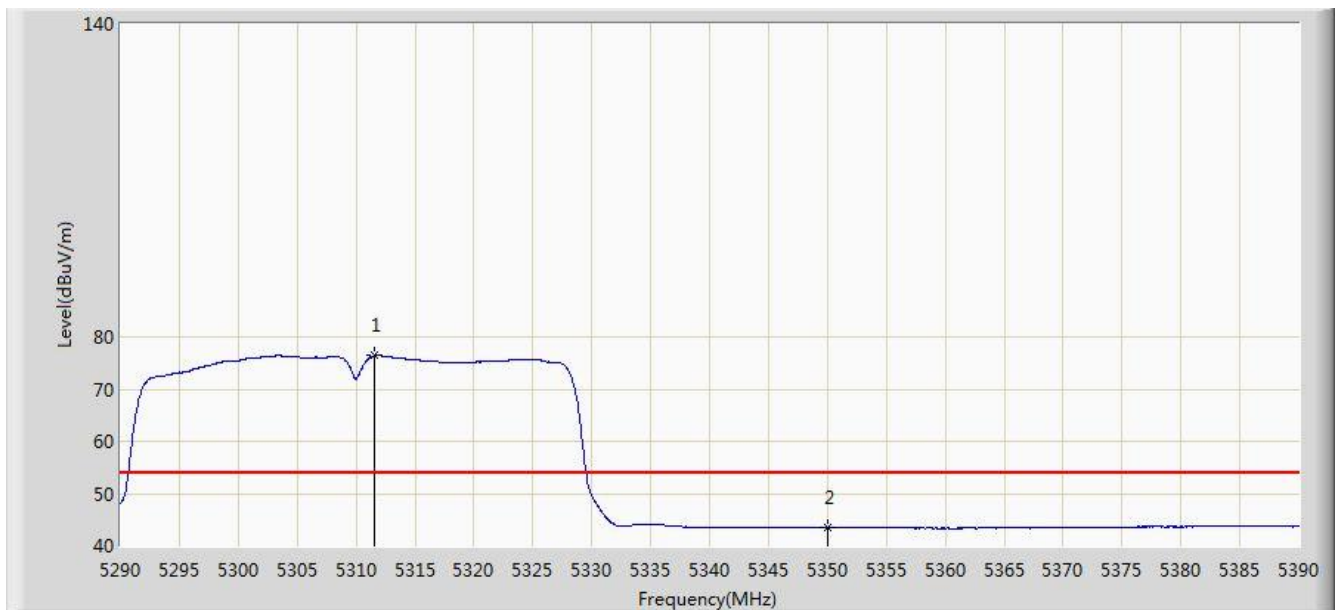


No	Flag	Mark	Frequency (MHz)	Measure Level (dBuV/m)	Reading Level (dBuV)	Margin (dB)	Limit (dBuV/m)	Factor (dB)	Type
1		*	5319.800	88.382	85.721	N/A	N/A	2.660	PK
2			5350.000	57.094	54.397	-16.906	74.000	2.697	PK
3			5372.800	58.314	55.413	-15.686	74.000	2.901	PK

Note: Measure Level (dB μ V/m) = Reading Level (dB μ V) + Factor (dB)

Factor (dB) = Cable Loss (dB) + Antenna Factor (dB/m) - Pre_Amplifier Gain (dB)

Site: AC1	Time: 2016/11/15 - 00:05
Limit: FCC_Part15.209_RE(3m)	Engineer: Kevin Ker
Probe: BBHA9120D_1-18GHz	Polarity: Horizontal
EUT: Wi-Fi AP 4x4 OD ext. antenna US	Power: AC 120V/60Hz
Test Mode: Transmit by 802.11ac-VHT40 at Channel 5310MHz Ant 0	

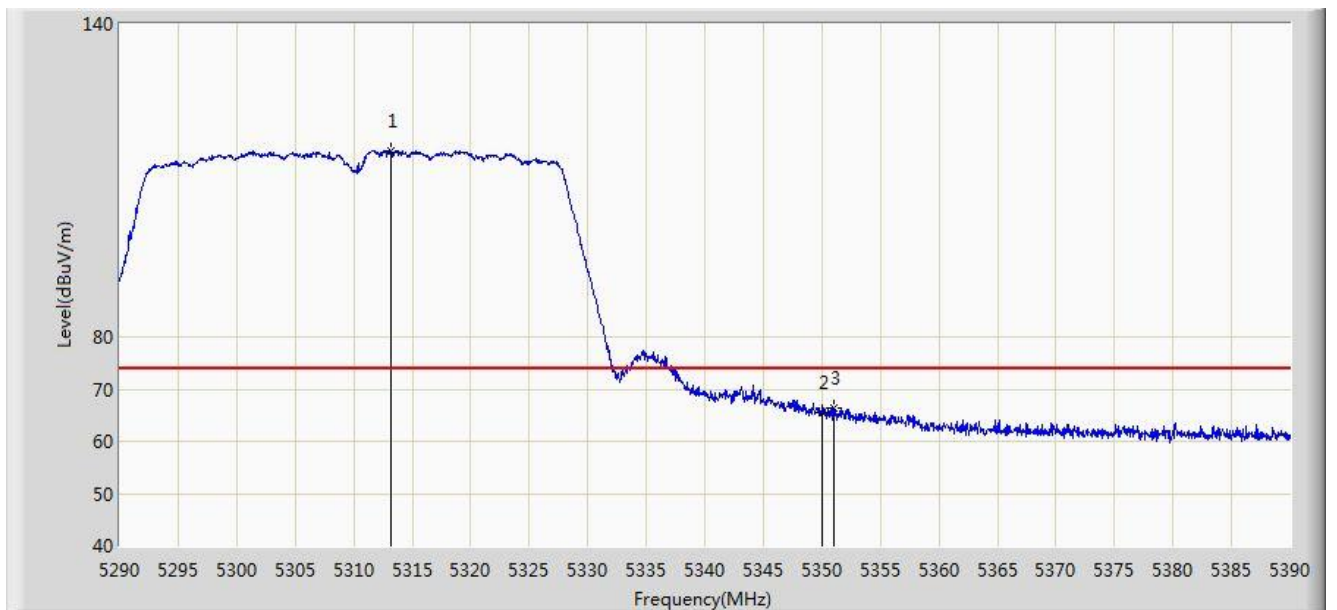


No	Flag	Mark	Frequency (MHz)	Measure Level (dBuV/m)	Reading Level (dBuV)	Margin (dB)	Limit (dBuV/m)	Factor (dB)	Type
1		*	5311.600	76.505	73.900	N/A	N/A	2.605	AV
2			5350.000	43.367	40.670	-10.633	54.000	2.697	AV

Note: Measure Level (dB μ V/m) = Reading Level (dB μ V) + Factor (dB)

Factor (dB) = Cable Loss (dB) + Antenna Factor (dB/m) - Pre_Amplifier Gain (dB)

Site: AC1	Time: 2016/11/15 - 00:02
Limit: FCC_Part15.209_RE(3m)	Engineer: Kevin Ker
Probe: BBHA9120D_1-18GHz	Polarity: Vertical
EUT: Wi-Fi AP 4x4 OD ext. antenna US	Power: AC 120V/60Hz
Test Mode: Transmit by 802.11ac-VHT40 at Channel 5310MHz Ant 0	

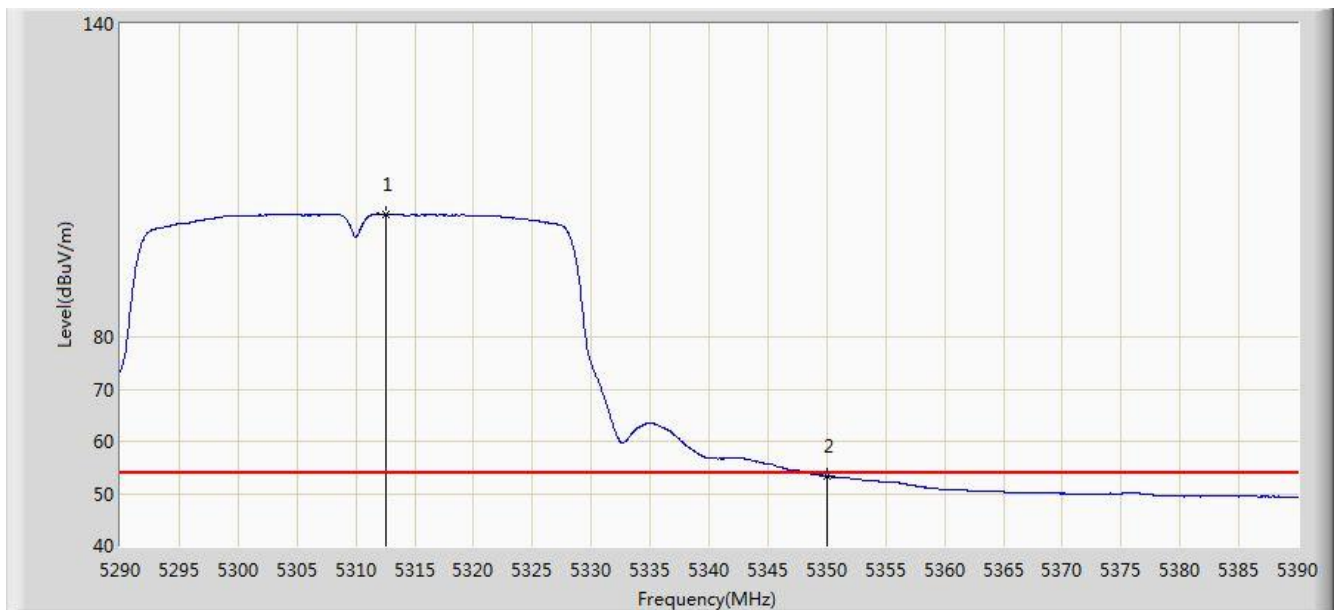


No	Flag	Mark	Frequency (MHz)	Measure Level (dBuV/m)	Reading Level (dBuV)	Margin (dB)	Limit (dBuV/m)	Factor (dB)	Type
1		*	5313.200	115.722	113.113	N/A	N/A	2.610	PK
2			5350.000	65.469	62.772	-8.531	74.000	2.697	PK
3			5351.000	66.485	63.784	-7.515	74.000	2.701	PK

Note: Measure Level (dB μ V/m) = Reading Level (dB μ V) + Factor (dB)

Factor (dB) = Cable Loss (dB) + Antenna Factor (dB/m) - Pre_Amplifier Gain (dB)

Site: AC1	Time: 2016/11/15 - 00:01
Limit: FCC_Part15.209_RE(3m)	Engineer: Kevin Ker
Probe: BBHA9120D_1-18GHz	Polarity: Vertical
EUT: Wi-Fi AP 4x4 OD ext. antenna US	Power: AC 120V/60Hz
Test Mode: Transmit by 802.11ac-VHT40 at Channel 5310MHz Ant 0	

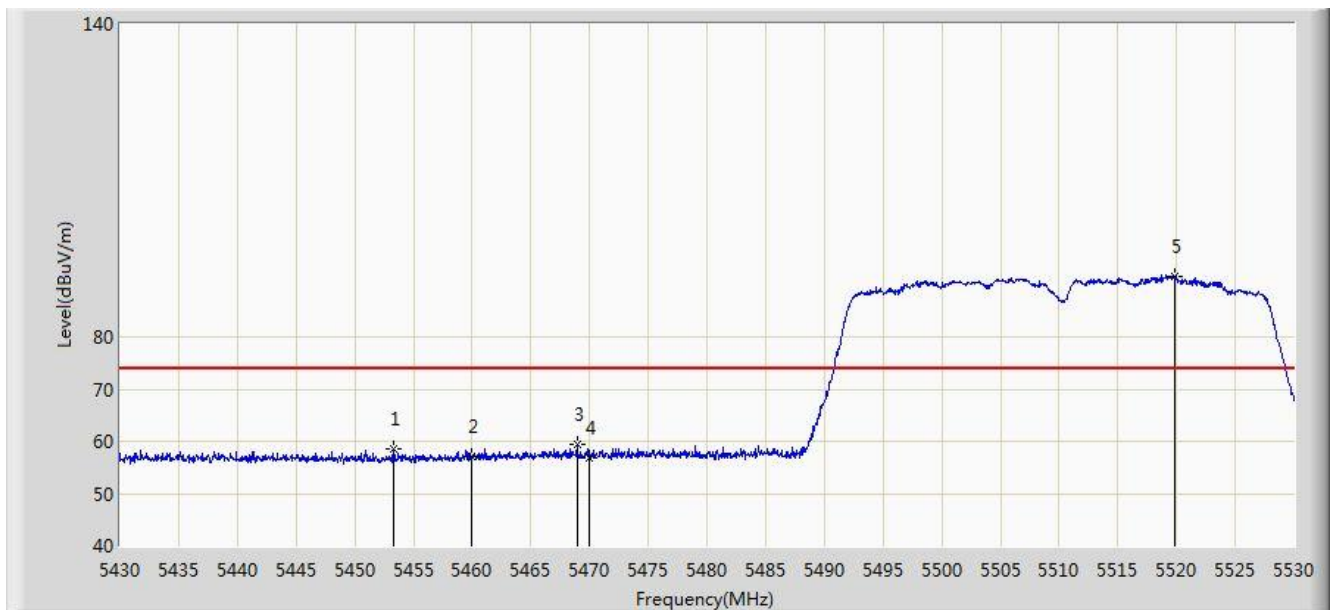


No	Flag	Mark	Frequency (MHz)	Measure Level (dBuV/m)	Reading Level (dBuV)	Margin (dB)	Limit (dBuV/m)	Factor (dB)	Type
1		*	5312.500	103.517	100.914	N/A	N/A	2.603	AV
2			5350.000	53.356	50.659	-0.644	54.000	2.697	AV

Note: Measure Level (dB μ V/m) = Reading Level (dB μ V) + Factor (dB)

Factor (dB) = Cable Loss (dB) + Antenna Factor (dB/m) - Pre_Amplifier Gain (dB)

Site: AC1	Time: 2016/11/15 - 00:10
Limit: FCC_Part15.209_RE(3m)	Engineer: Kevin Ker
Probe: BBHA9120D_1GHz_18GHz	Polarity: Horizontal
EUT: Wi-Fi AP 4x4 OD ext. antenna US	Power: AC 120V/60Hz
Test Mode: Transmit by 802.11ac-VHT40 at Channel 5510MHz Ant 0	

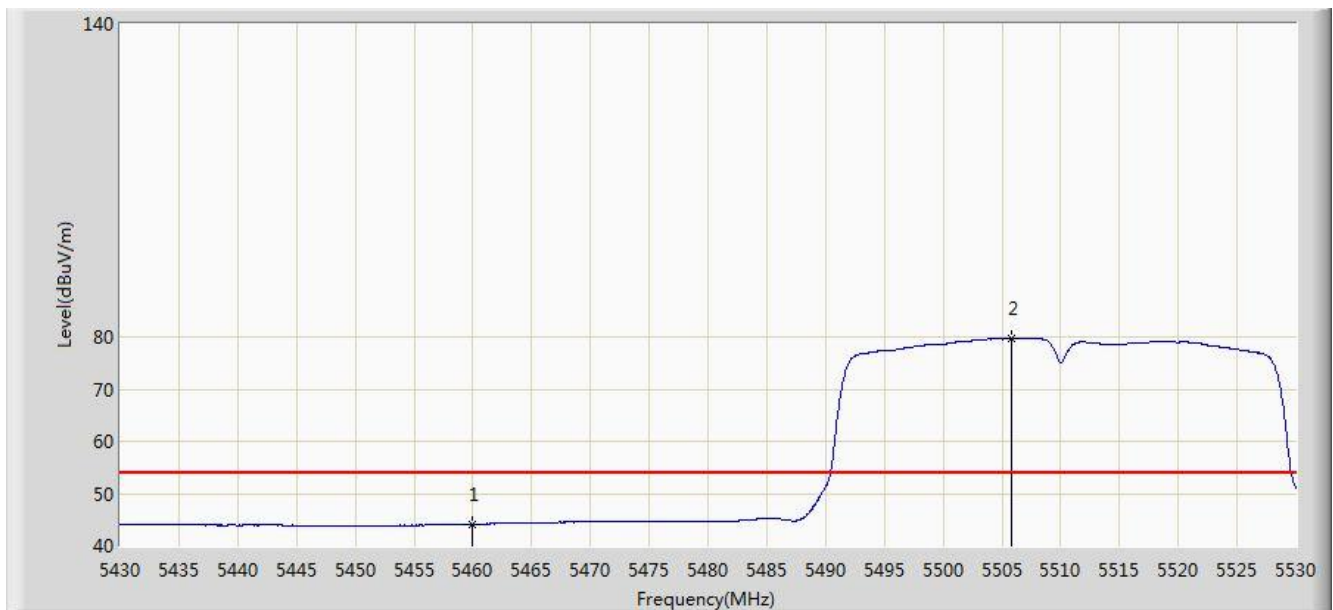


No	Flag	Mark	Frequency (MHz)	Measure Level (dBuV/m)	Reading Level (dBuV)	Margin (dB)	Limit (dBuV/m)	Factor (dB)	Type
1			5453.350	58.542	54.376	-15.458	74.000	4.165	PK
2			5460.000	57.140	52.960	-16.860	74.000	4.180	PK
3			5468.950	59.473	55.273	-14.527	74.000	4.200	PK
4			5470.000	56.882	52.680	-17.118	74.000	4.202	PK
5		*	5519.850	91.726	87.395	N/A	N/A	4.331	PK

Note: Measure Level (dB μ V/m) = Reading Level (dB μ V) + Factor (dB)

Factor (dB) = Cable Loss (dB) + Antenna Factor (dB/m) - Pre_Amplifier Gain (dB)

Site: AC1	Time: 2016/11/15 - 00:12
Limit: FCC_Part15.209_RE(3m)	Engineer: Kevin Ker
Probe: BBHA9120D_1GHz_18GHz	Polarity: Horizontal
EUT: Wi-Fi AP 4x4 OD ext. antenna US	Power: AC 120V/60Hz
Test Mode: Transmit by 802.11ac-VHT40 at Channel 5510MHz Ant 0	

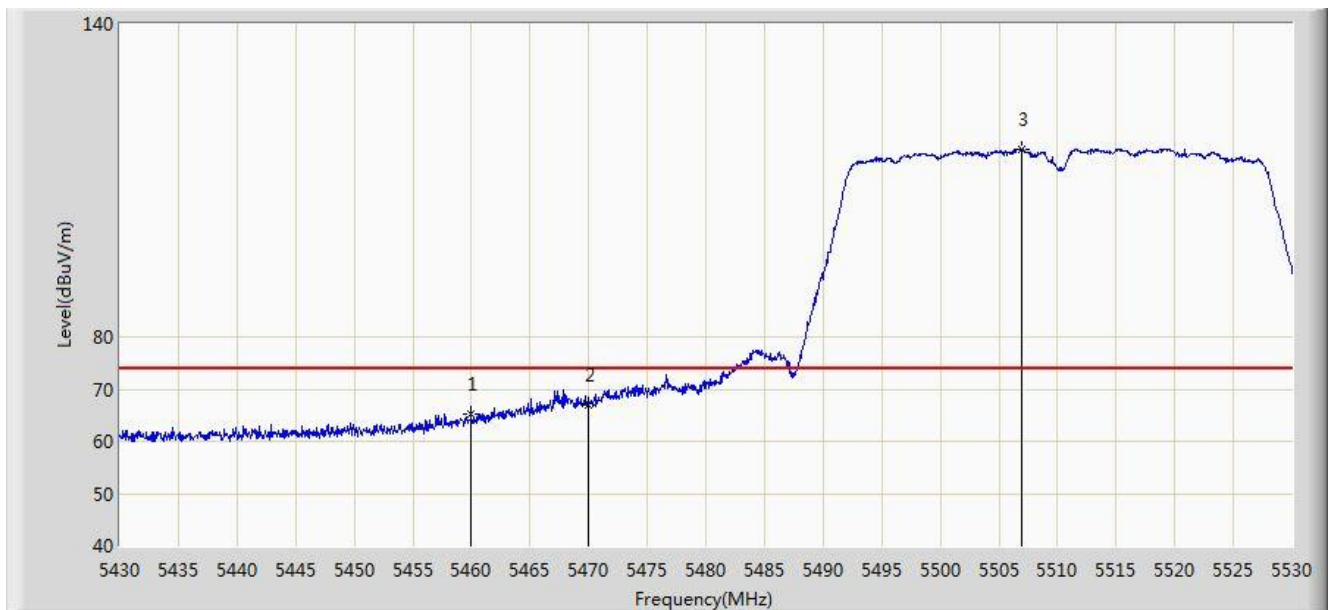


No	Flag	Mark	Frequency (MHz)	Measure Level (dBuV/m)	Reading Level (dBuV)	Margin (dB)	Limit (dBuV/m)	Factor (dB)	Type
1			5460.000	44.116	39.936	-9.884	54.000	4.180	AV
2		*	5505.850	79.651	75.362	N/A	N/A	4.289	AV

Note: Measure Level (dB μ V/m) = Reading Level (dB μ V) + Factor (dB)

Factor (dB) = Cable Loss (dB) + Antenna Factor (dB/m) - Pre_Amplifier Gain (dB)

Site: AC1	Time: 2016/11/15 - 00:09
Limit: FCC_Part15.209_RE(3m)	Engineer: Kevin Ker
Probe: BBHA9120D_1GHz_18GHz	Polarity: Vertical
EUT: Wi-Fi AP 4x4 OD ext. antenna US	Power: AC 120V/60Hz
Test Mode: Transmit by 802.11ac-VHT40 at Channel 5510MHz Ant 0	

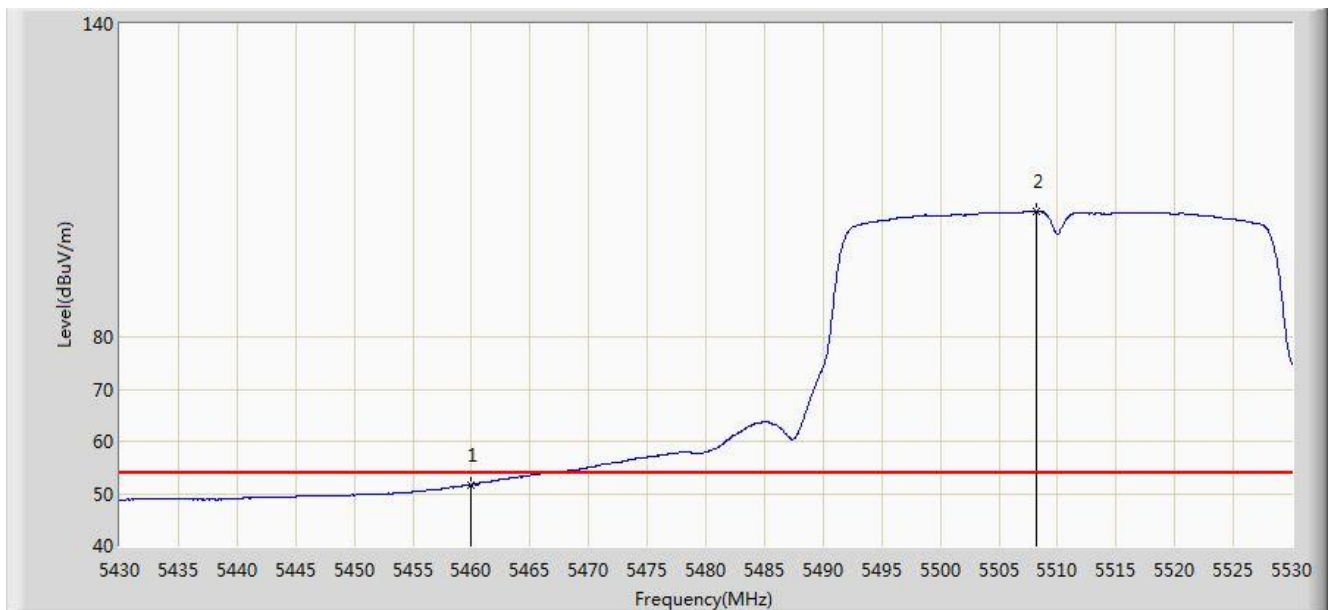


No	Flag	Mark	Frequency (MHz)	Measure Level (dBuV/m)	Reading Level (dBuV)	Margin (dB)	Limit (dBuV/m)	Factor (dB)	Type
1			5460.000	65.073	60.893	-8.927	74.000	4.180	PK
2			5470.000	66.955	62.753	-7.045	74.000	4.202	PK
3		*	5506.950	115.994	111.702	N/A	N/A	4.292	PK

Note: Measure Level (dB μ V/m) = Reading Level (dB μ V) + Factor (dB)

Factor (dB) = Cable Loss (dB) + Antenna Factor (dB/m) - Pre_Amplifier Gain (dB)

Site: AC1	Time: 2016/11/15 - 00:09
Limit: FCC_Part15.209_RE(3m)	Engineer: Kevin Ker
Probe: BBHA9120D_1GHz_18GHz	Polarity: Vertical
EUT: Wi-Fi AP 4x4 OD ext. antenna US	Power: AC 120V/60Hz
Test Mode: Transmit by 802.11ac-VHT40 at Channel 5510MHz Ant 0	

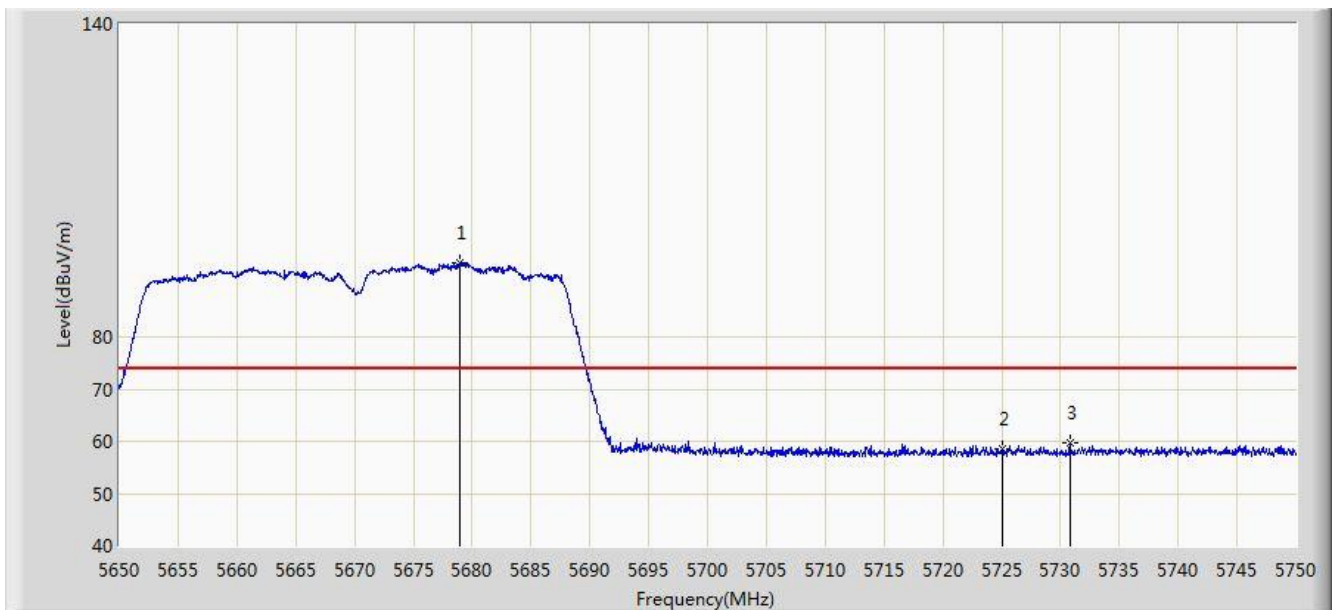


No	Flag	Mark	Frequency (MHz)	Measure Level (dBuV/m)	Reading Level (dBuV)	Margin (dB)	Limit (dBuV/m)	Factor (dB)	Type
1			5460.000	51.714	47.534	-2.286	54.000	4.180	AV
2		*	5508.150	104.178	99.882	N/A	N/A	4.296	AV

Note: Measure Level (dB μ V/m) = Reading Level (dB μ V) + Factor (dB)

Factor (dB) = Cable Loss (dB) + Antenna Factor (dB/m) - Pre_Amplifier Gain (dB)

Site: AC1	Time: 2016/11/15 - 00:40
Limit: FCC_Part15.209_RE(3m)	Engineer: Kevin Ker
Probe: BBHA9120D_1-18GHz	Polarity: Horizontal
EUT: Wi-Fi AP 4x4 OD ext. antenna US	Power: AC 120V/60Hz
Test Mode: Transmit by 802.11ac-VHT40 at Channel 5670MHz Ant 0	

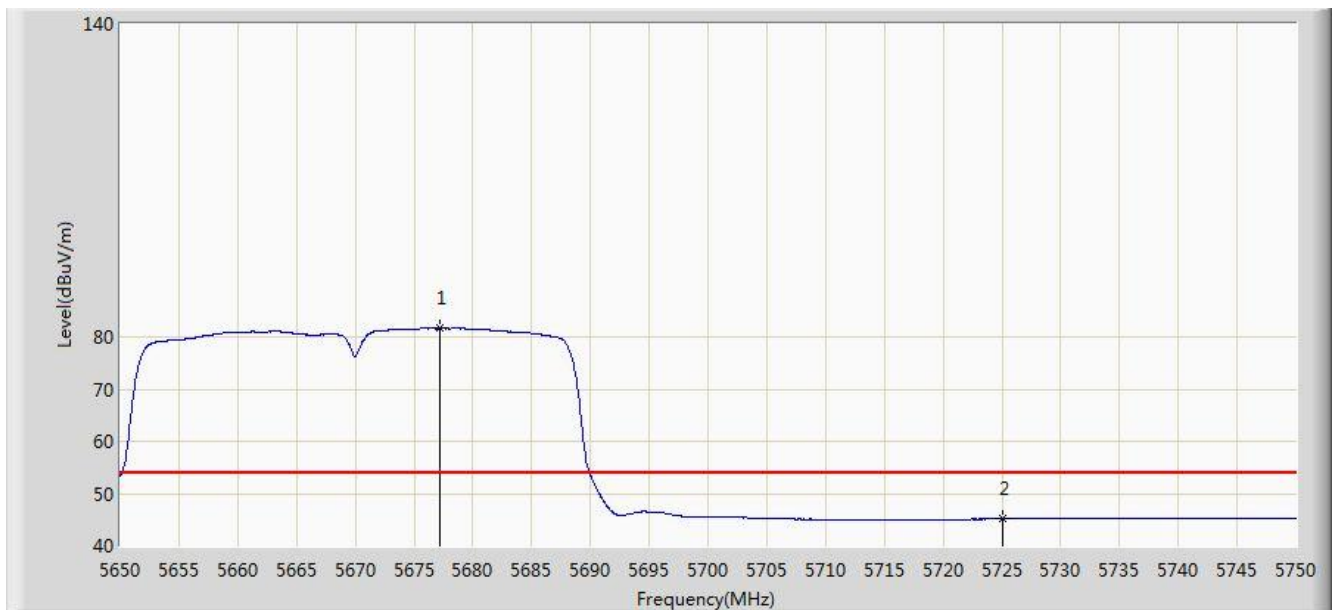


No	Flag	Mark	Frequency (MHz)	Measure Level (dBuV/m)	Reading Level (dBuV)	Margin (dB)	Limit (dBuV/m)	Factor (dB)	Type
1		*	5678.950	94.327	89.544	N/A	N/A	4.782	PK
2			5725.000	58.498	53.469	-15.502	74.000	5.029	PK
3			5730.800	59.745	54.679	-14.255	74.000	5.066	PK

Note: Measure Level (dB μ V/m) = Reading Level (dB μ V) + Factor (dB)

Factor (dB) = Cable Loss (dB) + Antenna Factor (dB/m) - Pre_Amplifier Gain (dB)

Site: AC1	Time: 2016/11/15 - 00:20
Limit: FCC_Part15.209_RE(3m)	Engineer: Kevin Ker
Probe: BBHA9120D_1GHz_18GHz	Polarity: Horizontal
EUT: Wi-Fi AP 4x4 OD ext. antenna US	Power: AC 120V/60Hz
Test Mode: Transmit by 802.11ac-VHT40 at Channel 5670MHz Ant 0	

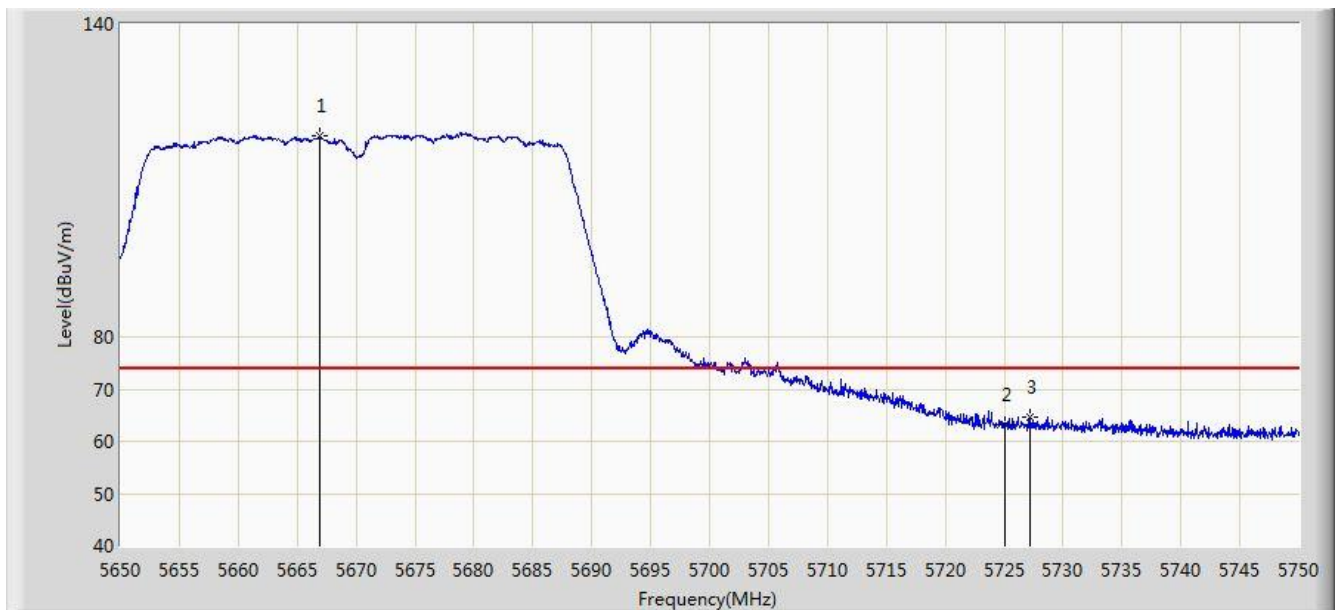


No	Flag	Mark	Frequency (MHz)	Measure Level (dBuV/m)	Reading Level (dBuV)	Margin (dB)	Limit (dBuV/m)	Factor (dB)	Type
1		*	5677.150	81.650	76.874	N/A	N/A	4.775	AV
2			5725.000	45.094	40.065	-8.906	54.000	5.029	AV

Note: Measure Level (dB μ V/m) = Reading Level (dB μ V) + Factor (dB)

Factor (dB) = Cable Loss (dB) + Antenna Factor (dB/m) - Pre_Amplifier Gain (dB)

Site: AC1	Time: 2016/11/15 - 00:18
Limit: FCC_Part15.209_RE(3m)	Engineer: Kevin Ker
Probe: BBHA9120D_1GHz_18GHz	Polarity: Vertical
EUT: Wi-Fi AP 4x4 OD ext. antenna US	Power: AC 120V/60Hz
Test Mode: Transmit by 802.11ac-VHT40 at Channel 5670MHz Ant 0	

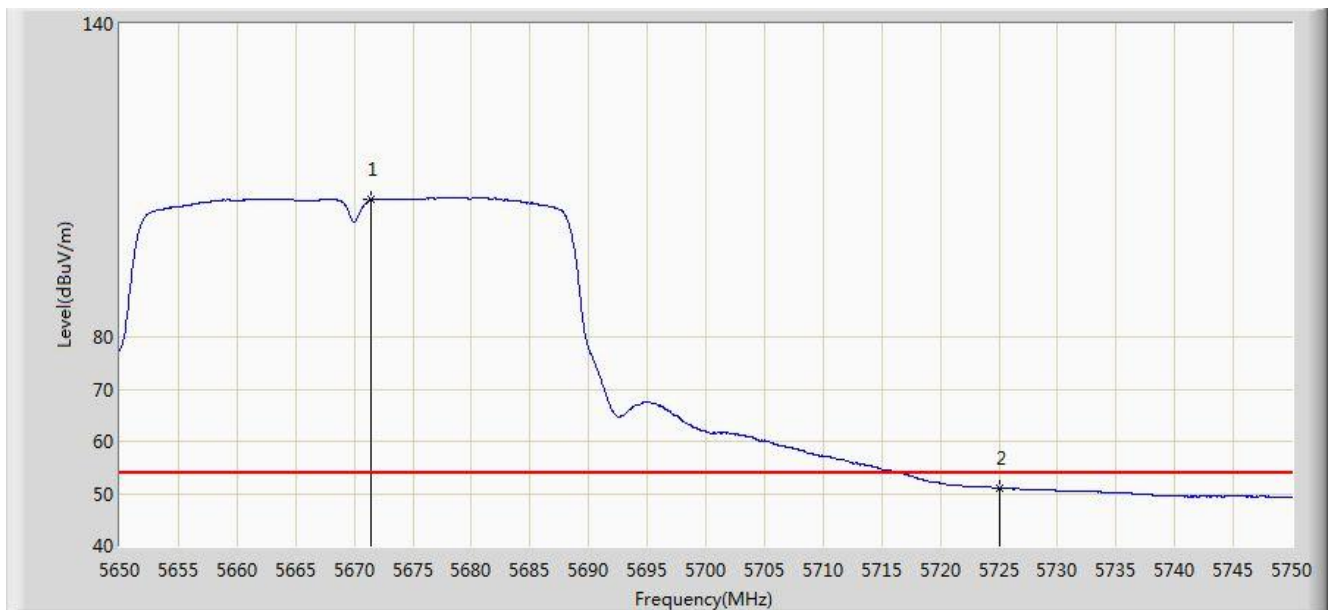


No	Flag	Mark	Frequency (MHz)	Measure Level (dBuV/m)	Reading Level (dBuV)	Margin (dB)	Limit (dBuV/m)	Factor (dB)	Type
1		*	5666.900	118.420	113.685	N/A	N/A	4.734	PK
2			5725.000	63.187	58.158	-10.813	74.000	5.029	PK
3			5727.150	64.633	59.590	-9.367	74.000	5.043	PK

Note: Measure Level (dB μ V/m) = Reading Level (dB μ V) + Factor (dB)

Factor (dB) = Cable Loss (dB) + Antenna Factor (dB/m) - Pre_Amplifier Gain (dB)

Site: AC1	Time: 2016/11/15 - 00:16
Limit: FCC_Part15.209_RE(3m)	Engineer: Kevin Ker
Probe: BBHA9120D_1GHz_18GHz	Polarity: Vertical
EUT: Wi-Fi AP 4x4 OD ext. antenna US	Power: AC 120V/60Hz
Test Mode: Transmit by 802.11ac-VHT40 at Channel 5670MHz Ant 0	

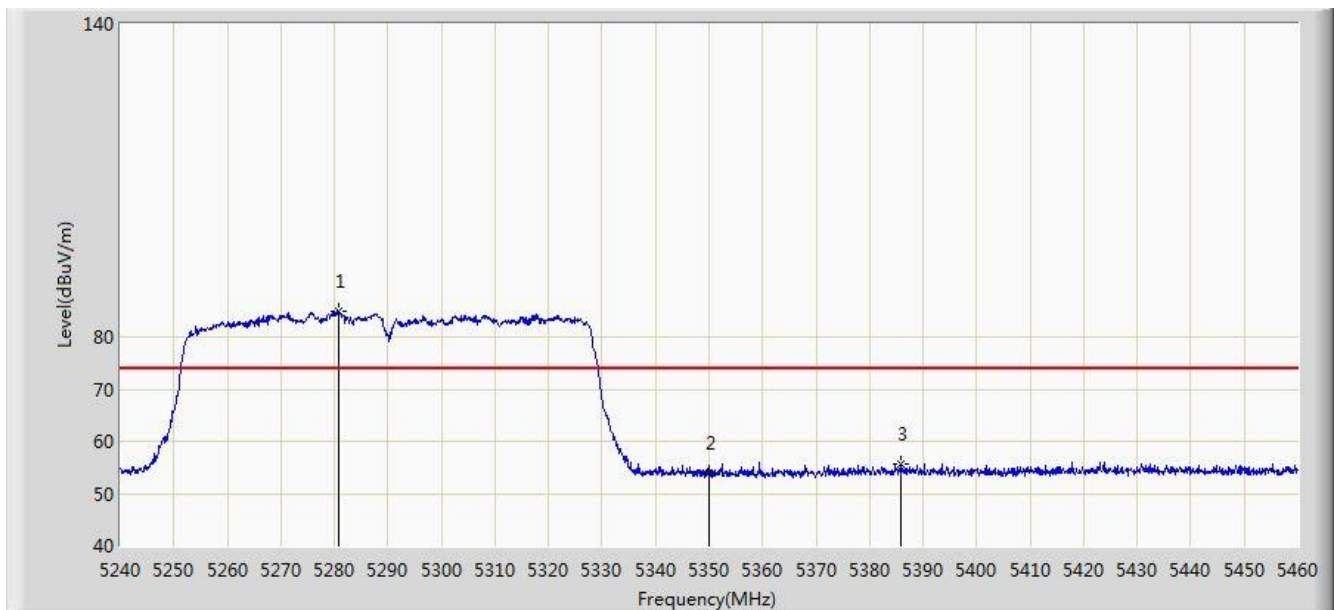


No	Flag	Mark	Frequency (MHz)	Measure Level (dBuV/m)	Reading Level (dBuV)	Margin (dB)	Limit (dBuV/m)	Factor (dB)	Type
1		*	5671.450	106.314	101.561	N/A	N/A	4.752	AV
2			5725.000	51.043	46.014	-2.957	54.000	5.029	AV

Note: Measure Level (dB μ V/m) = Reading Level (dB μ V) + Factor (dB)

Factor (dB) = Cable Loss (dB) + Antenna Factor (dB/m) - Pre_Amplifier Gain (dB)

Site: AC1	Time: 2016/11/15 - 00:48
Limit: FCC_Part15.209_RE(3m)	Engineer: Kevin Ker
Probe: BBHA9120D_1GHz_18GHz	Polarity: Horizontal
EUT: Wi-Fi AP 4x4 OD ext. antenna US	Power: AC 120V/60Hz
Test Mode: Transmit by 802.11ac-VHT80 at Channel 5290MHz Ant 0	

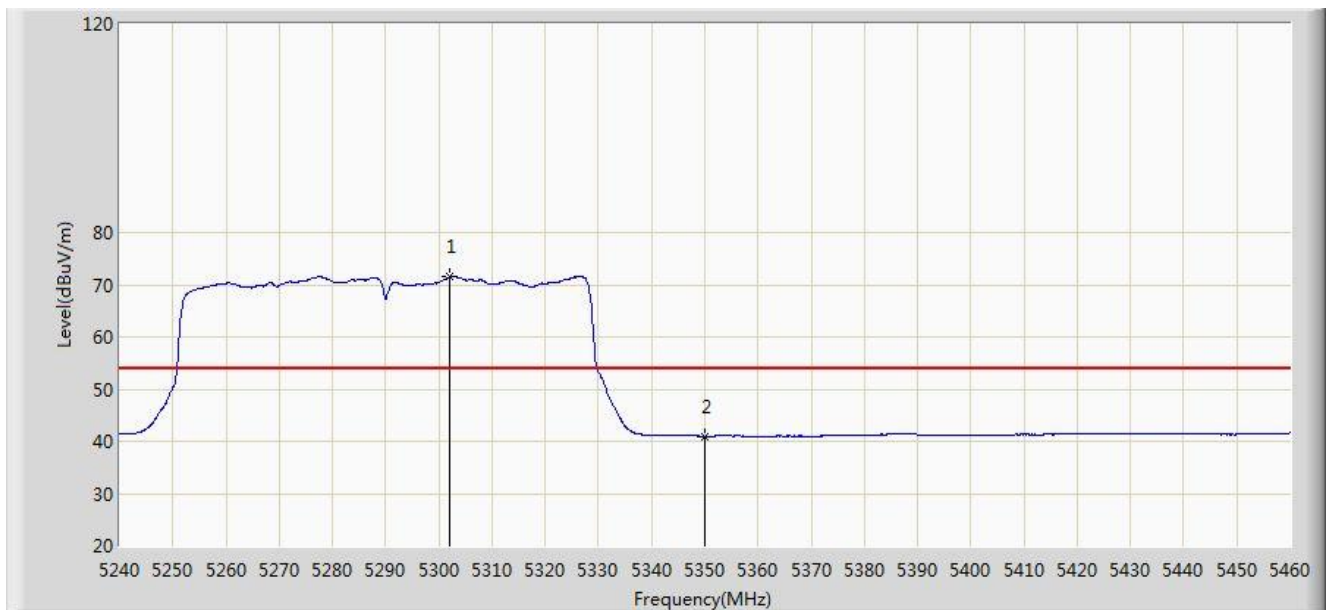


No	Flag	Mark	Frequency (MHz)	Measure Level (dBuV/m)	Reading Level (dBuV)	Margin (dB)	Limit (dBuV/m)	Factor (dB)	Type
1		*	5280.920	84.808	80.982	N/A	N/A	3.827	PK
2			5350.000	54.014	50.109	-19.986	74.000	3.904	PK
3			5385.750	55.761	51.791	-18.239	74.000	3.970	PK

Note: Measure Level (dB μ V/m) = Reading Level (dB μ V) + Factor (dB)

Factor (dB) = Cable Loss (dB) + Antenna Factor (dB/m) - Pre_Amplifier Gain (dB)

Site: AC1	Time: 2016/11/15 - 00:50
Limit: FCC_Part15.209_RE(3m)	Engineer: Kevin Ker
Probe: BBHA9120D_1GHz_18GHz	Polarity: Horizontal
EUT: Wi-Fi AP 4x4 OD ext. antenna US	Power: AC 120V/60Hz
Test Mode: Transmit by 802.11ac-VHT80 at Channel 5290MHz Ant 0	

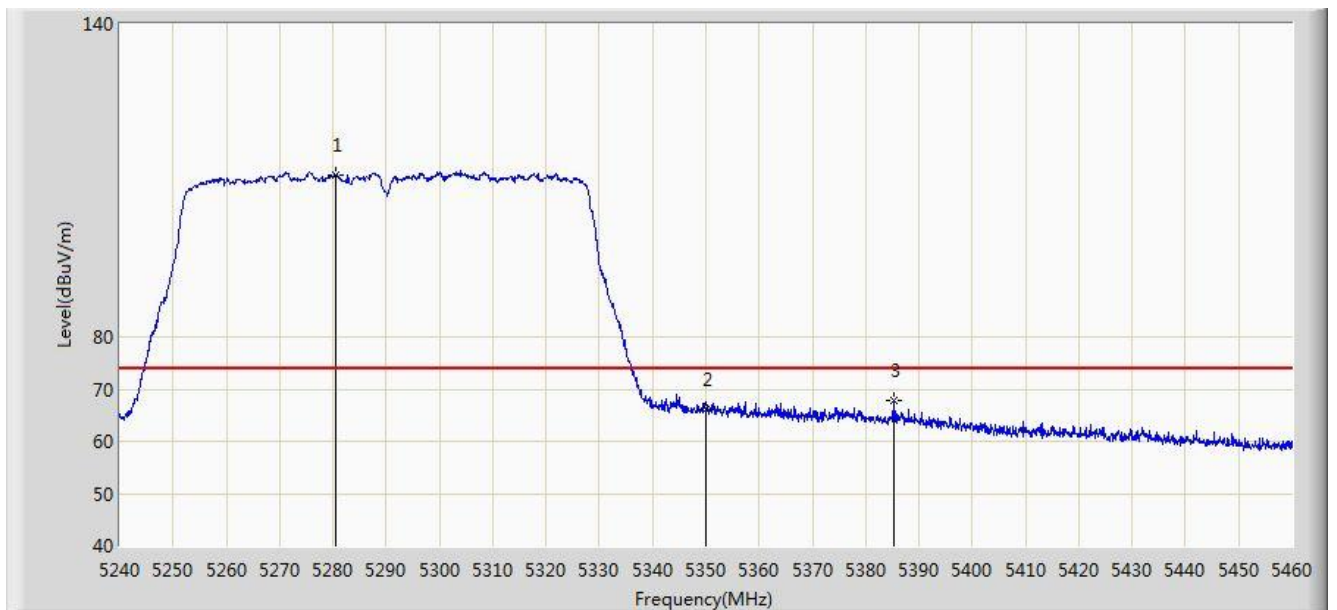


No	Flag	Mark	Frequency (MHz)	Measure Level (dBuV/m)	Reading Level (dBuV)	Margin (dB)	Limit (dBuV/m)	Factor (dB)	Type
1		*	5302.150	71.558	67.743	N/A	N/A	3.814	AV
2			5350.000	40.967	37.062	-13.033	54.000	3.904	AV

Note: Measure Level (dB μ V/m) = Reading Level (dB μ V) + Factor (dB)

Factor (dB) = Cable Loss (dB) + Antenna Factor (dB/m) - Pre_Amplifier Gain (dB)

Site: AC1	Time: 2016/11/15 - 00:47
Limit: FCC_Part15.209_RE(3m)	Engineer: Kevin Ker
Probe: BBHA9120D_1GHz_18GHz	Polarity: Vertical
EUT: Wi-Fi AP 4x4 OD ext. antenna US	Power: AC 120V/60Hz
Test Mode: Transmit by 802.11ac-VHT80 at Channel 5290MHz Ant 0	

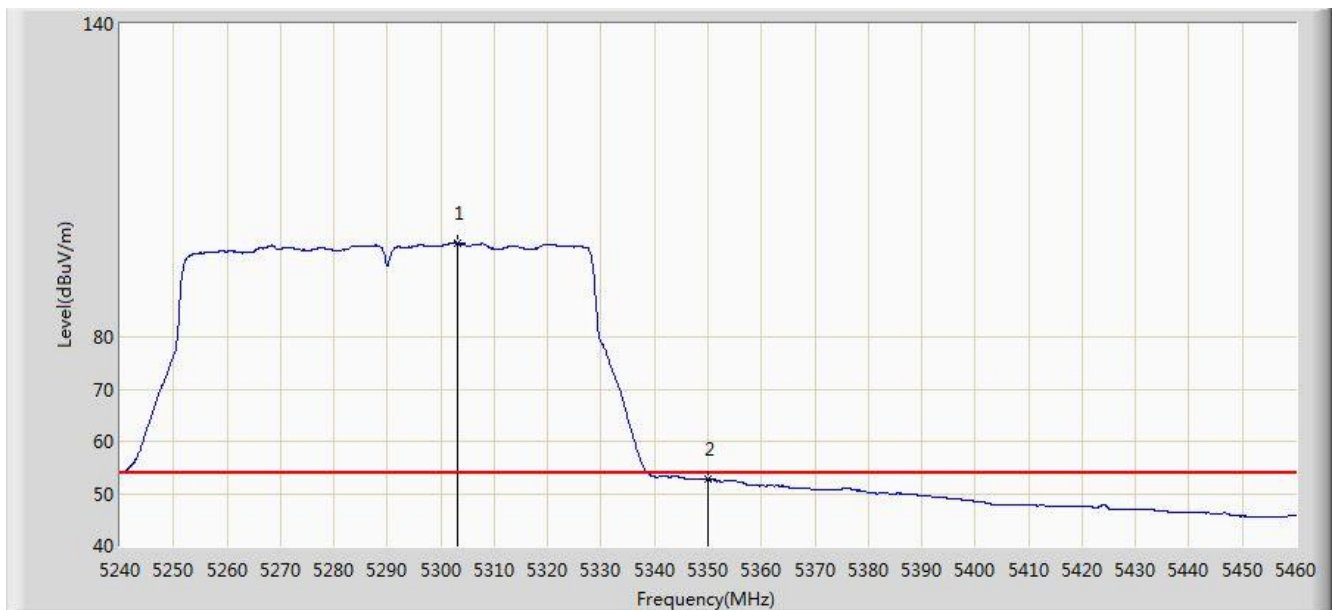


No	Flag	Mark	Frequency (MHz)	Measure Level (dBuV/m)	Reading Level (dBuV)	Margin (dB)	Limit (dBuV/m)	Factor (dB)	Type
1		*	5280.590	111.140	107.314	N/A	N/A	3.826	PK
2			5350.000	66.183	62.278	-7.817	74.000	3.904	PK
3			5385.200	67.791	63.822	-6.209	74.000	3.970	PK

Note: Measure Level (dB μ V/m) = Reading Level (dB μ V) + Factor (dB)

Factor (dB) = Cable Loss (dB) + Antenna Factor (dB/m) - Pre_Amplifier Gain (dB)

Site: AC1	Time: 2016/11/15 - 00:46
Limit: FCC_Part15.209_RE(3m)	Engineer: Kevin Ker
Probe: BBHA9120D_1GHz_18GHz	Polarity: Vertical
EUT: Wi-Fi AP 4x4 OD ext. antenna US	Power: AC 120V/60Hz
Test Mode: Transmit by 802.11ac-VHT80 at Channel 5290MHz Ant 0	

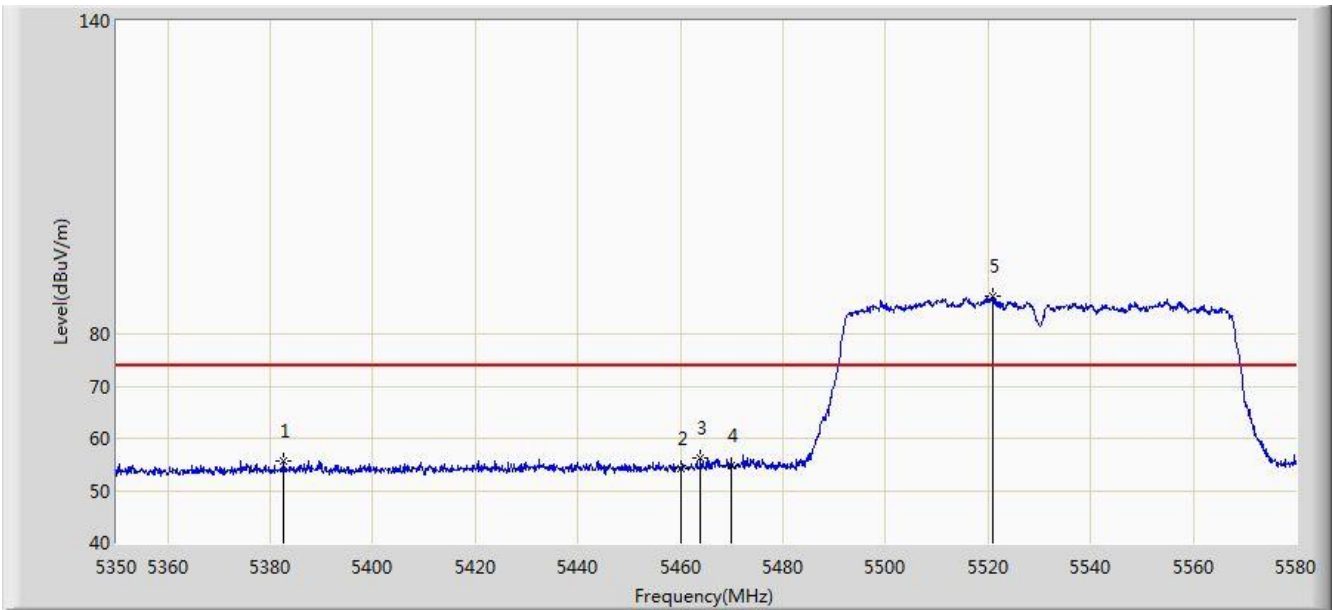


No	Flag	Mark	Frequency (MHz)	Measure Level (dBuV/m)	Reading Level (dBuV)	Margin (dB)	Limit (dBuV/m)	Factor (dB)	Type
1		*	5303.140	97.943	94.126	N/A	N/A	3.817	AV
2			5350.000	52.729	48.824	-1.271	54.000	3.904	AV

Note: Measure Level (dB μ V/m) = Reading Level (dB μ V) + Factor (dB)

Factor (dB) = Cable Loss (dB) + Antenna Factor (dB/m) - Pre_Amplifier Gain (dB)

Site: AC1	Time: 2016/11/15 - 00:59
Limit: FCC_Part15.209_RE(3m)	Engineer: Kevin Ker
Probe: BBHA9120D_1GHz_18GHz	Polarity: Horizontal
EUT: Wi-Fi AP 4x4 OD ext. antenna US	Power: AC 120V/60Hz
Test Mode: Transmit by 802.11ac-VHT80 at Channel 5530MHz Ant 0	

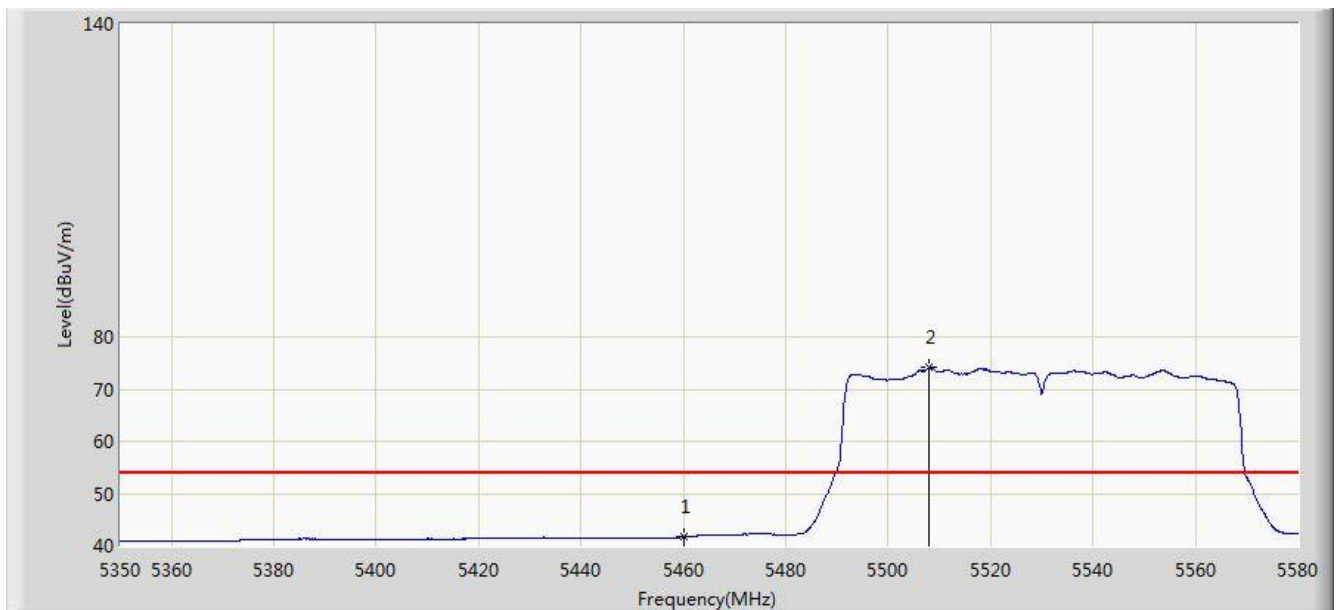


No	Flag	Mark	Frequency (MHz)	Measure Level (dBuV/m)	Reading Level (dBuV)	Margin (dB)	Limit (dBuV/m)	Factor (dB)	Type
1			5382.430	55.720	51.756	-18.280	74.000	3.963	PK
2			5460.000	54.182	50.002	-19.818	74.000	4.180	PK
3			5463.850	56.133	51.944	-17.867	74.000	4.189	PK
4			5470.000	54.738	50.536	-19.262	74.000	4.202	PK
5		*	5520.890	87.138	82.804	N/A	N/A	4.334	PK

Note: Measure Level (dB μ V/m) = Reading Level (dB μ V) + Factor (dB)

Factor (dB) = Cable Loss (dB) + Antenna Factor (dB/m) - Pre_Amplifier Gain (dB)

Site: AC1	Time: 2016/11/15 - 01:00
Limit: FCC_Part15.209_RE(3m)	Engineer: Kevin Ker
Probe: BBHA9120D_1GHz_18GHz	Polarity: Horizontal
EUT: Wi-Fi AP 4x4 OD ext. antenna US	Power: AC 120V/60Hz
Test Mode: Transmit by 802.11ac-VHT80 at Channel 5530MHz Ant 0	

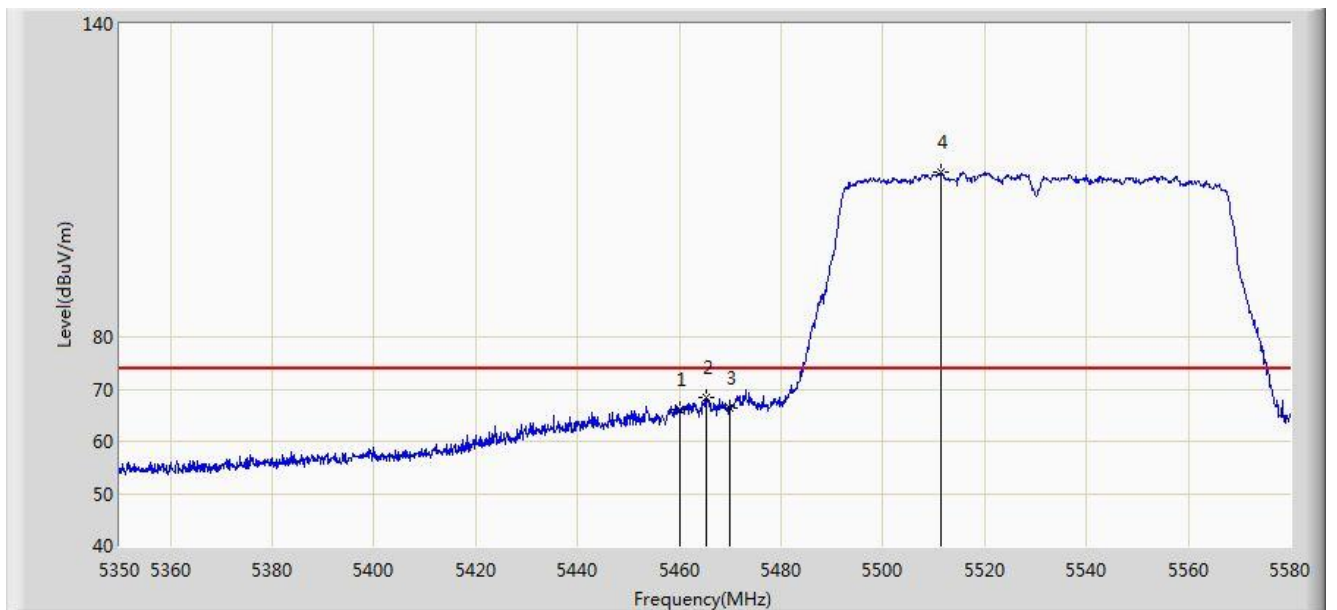


No	Flag	Mark	Frequency (MHz)	Measure Level (dBuV/m)	Reading Level (dBuV)	Margin (dB)	Limit (dBuV/m)	Factor (dB)	Type
1			5460.000	41.642	37.462	-12.358	54.000	4.180	AV
2		*	5508.010	74.101	69.806	N/A	N/A	4.295	AV

Note: Measure Level (dB μ V/m) = Reading Level (dB μ V) + Factor (dB)

Factor (dB) = Cable Loss (dB) + Antenna Factor (dB/m) - Pre_Amplifier Gain (dB)

Site: AC1	Time: 2016/11/15 - 00:57
Limit: FCC_Part15.209_RE(3m)	Engineer: Kevin Ker
Probe: BBHA9120D_1GHz_18GHz	Polarity: Vertical
EUT: Wi-Fi AP 4x4 OD ext. antenna US	Power: AC 120V/60Hz
Test Mode: Transmit by 802.11ac-VHT80 at Channel 5530MHz Ant 0	

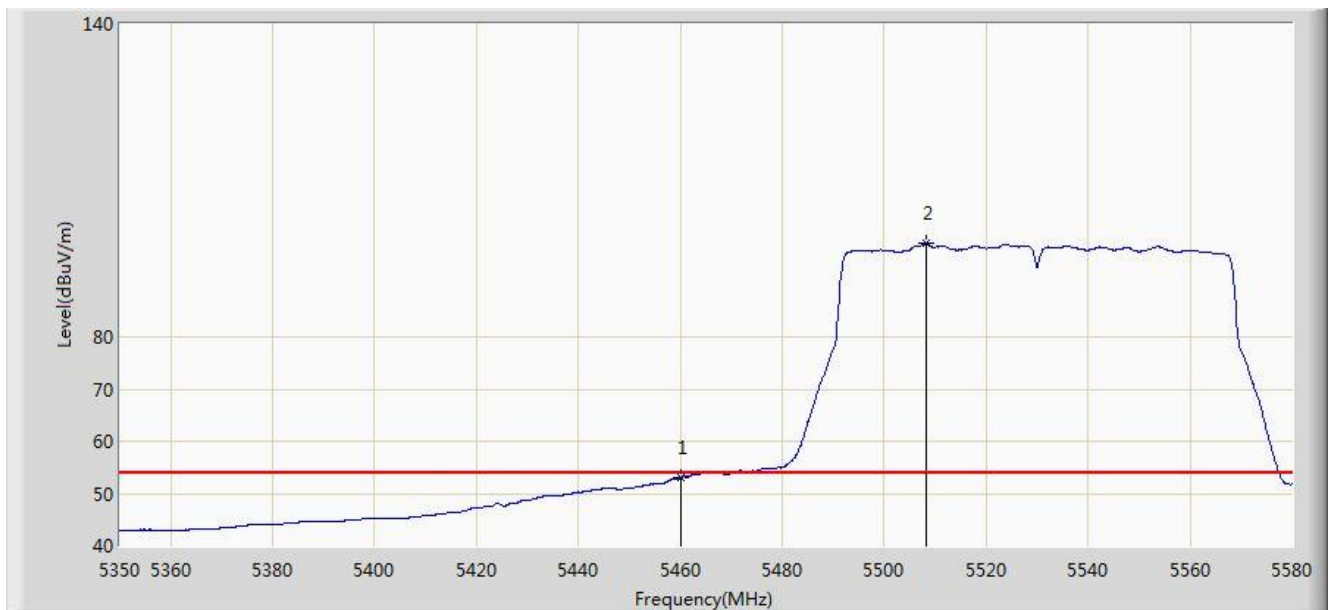


No	Flag	Mark	Frequency (MHz)	Measure Level (dBuV/m)	Reading Level (dBuV)	Margin (dB)	Limit (dBuV/m)	Factor (dB)	Type
1			5460.000	66.113	61.933	-7.887	74.000	4.180	PK
2			5465.230	68.546	64.354	-5.454	74.000	4.191	PK
3			5470.000	66.363	62.161	-7.637	74.000	4.202	PK
4		*	5511.345	111.604	107.299	N/A	N/A	4.305	PK

Note: Measure Level (dB μ V/m) = Reading Level (dB μ V) + Factor (dB)

Factor (dB) = Cable Loss (dB) + Antenna Factor (dB/m) - Pre_Amplifier Gain (dB)

Site: AC1	Time: 2016/11/15 - 00:58
Limit: FCC_Part15.209_RE(3m)	Engineer: Kevin Ker
Probe: BBHA9120D_1GHz_18GHz	Polarity: Vertical
EUT: Wi-Fi AP 4x4 OD ext. antenna US	Power: AC 120V/60Hz
Test Mode: Transmit by 802.11ac-VHT80 at Channel 5530MHz Ant 0	

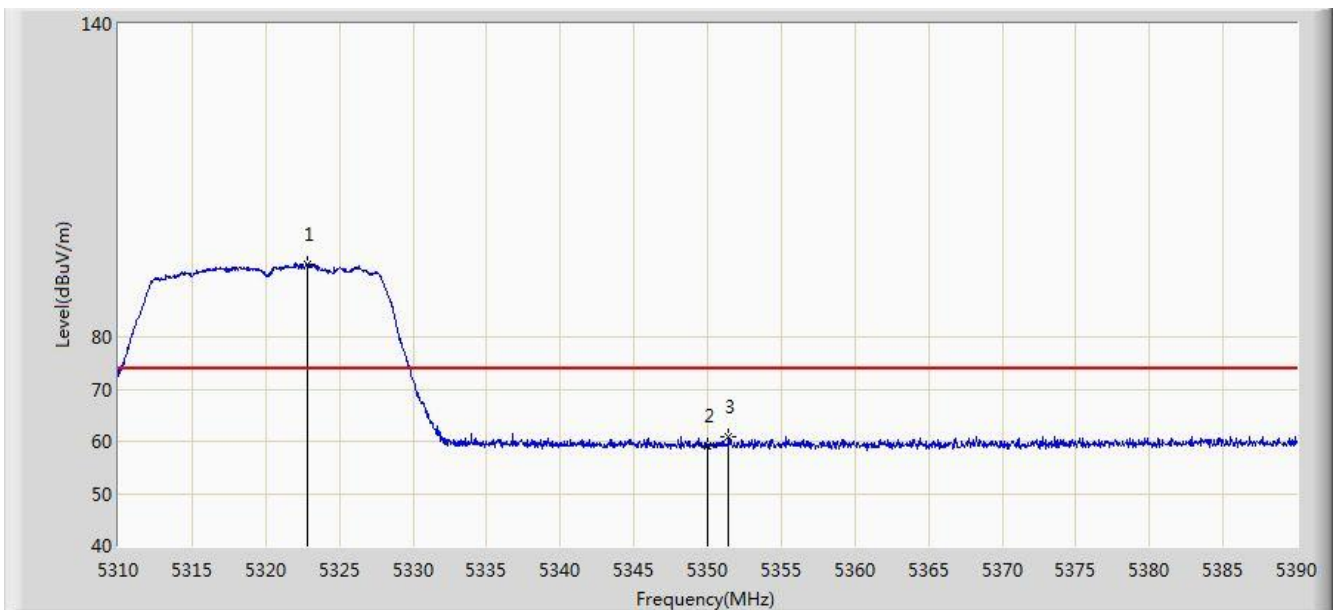


No	Flag	Mark	Frequency (MHz)	Measure Level (dBuV/m)	Reading Level (dBuV)	Margin (dB)	Limit (dBuV/m)	Factor (dB)	Type
1			5460.000	53.065	48.885	-0.935	54.000	4.180	AV
2		*	5508.355	97.971	93.675	N/A	N/A	4.296	AV

Note: Measure Level (dB μ V/m) = Reading Level (dB μ V) + Factor (dB)

Factor (dB) = Cable Loss (dB) + Antenna Factor (dB/m) - Pre_Amplifier Gain (dB)

Site: AC1	Time: 2016/11/17 - 10:14
Limit: FCC_Part15.209_RE(3m)	Engineer: Kevin Ker
Probe: BBHA9120D_1GHz_18GHz	Polarity: Horizontal
EUT: Wi-Fi AP 4x4 OD ext. antenna US	Power: AC 120V/60Hz
Test Mode: Transmit by 802.11a at Channel 5320MHz Ant 1	

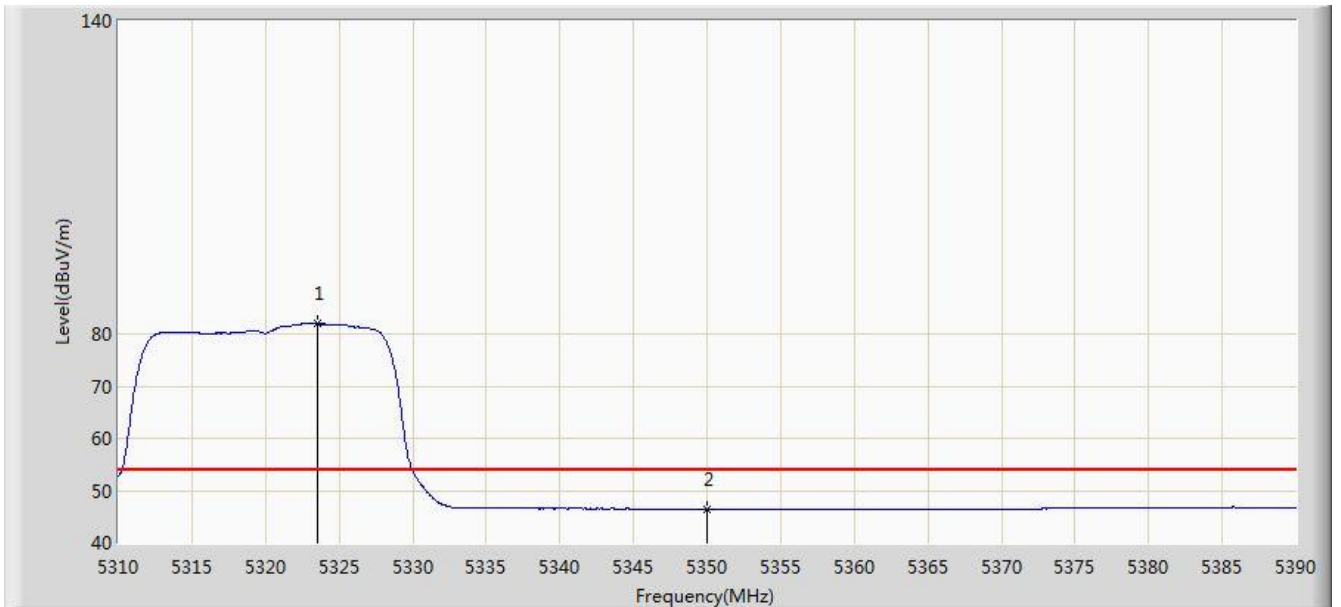


No	Flag	Mark	Frequency (MHz)	Measure Level (dBuV/m)	Reading Level (dBuV)	Margin (dB)	Limit (dBuV/m)	Factor (dB)	Type
1		*	5322.880	94.037	90.183	N/A	N/A	3.854	PK
2			5350.000	59.250	55.345	-14.750	74.000	3.904	PK
3			5351.440	60.910	57.003	-13.090	74.000	3.908	PK

Note: Measure Level (dB μ V/m) = Reading Level (dB μ V) + Factor (dB)

Factor (dB) = Cable Loss (dB) + Antenna Factor (dB/m) - Pre_Amplifier Gain (dB)

Site: AC1	Time: 2016/11/17 - 10:16
Limit: FCC_Part15.209_RE(3m)	Engineer: Kevin Ker
Probe: BBHA9120D_1GHz_18GHz	Polarity: Horizontal
EUT: Wi-Fi AP 4x4 OD ext. antenna US	Power: AC 120V/60Hz
Test Mode: Transmit by 802.11a at Channel 5320MHz Ant 1	

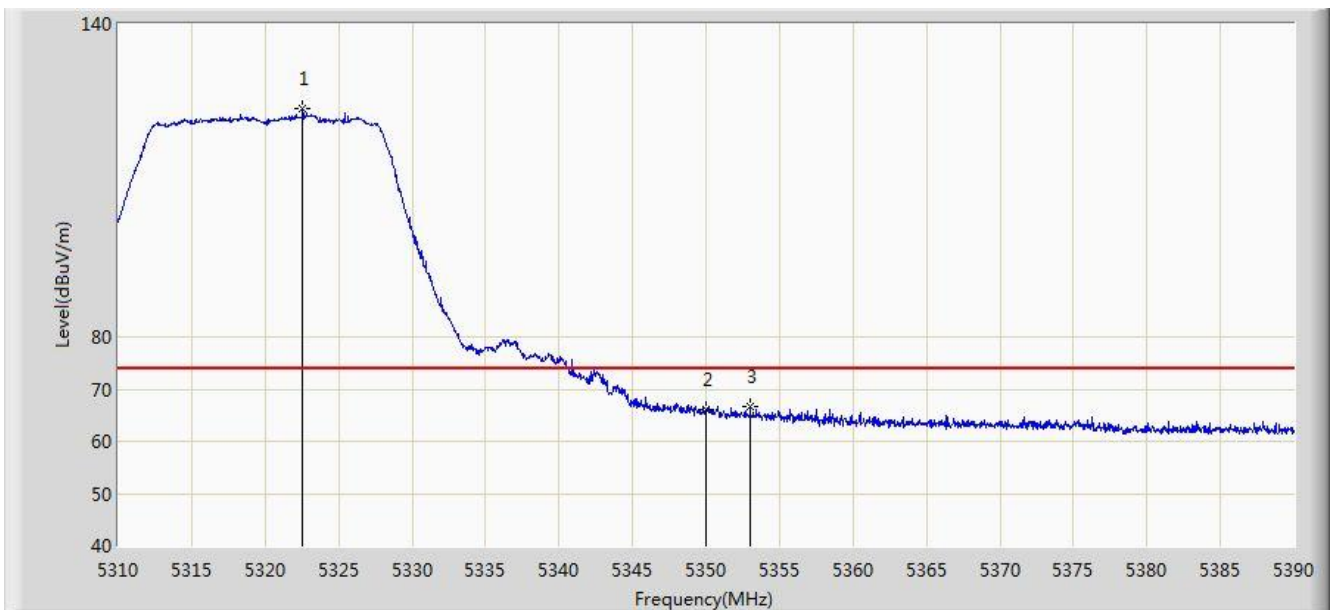


No	Flag	Mark	Frequency (MHz)	Measure Level (dBuV/m)	Reading Level (dBuV)	Margin (dB)	Limit (dBuV/m)	Factor (dB)	Type
1		*	5323.520	81.925	78.070	N/A	N/A	3.855	AV
2			5350.000	46.440	42.535	-7.560	54.000	3.904	AV

Note: Measure Level (dB μ V/m) = Reading Level (dB μ V) + Factor (dB)

Factor (dB) = Cable Loss (dB) + Antenna Factor (dB/m) - Pre_Amplifier Gain (dB)

Site: AC1	Time: 2016/11/17 - 10:13
Limit: FCC_Part15.209_RE(3m)	Engineer: Kevin Ker
Probe: BBHA9120D_1GHz_18GHz	Polarity: Vertical
EUT: Wi-Fi AP 4x4 OD ext. antenna US	Power: AC 120V/60Hz
Test Mode: Transmit by 802.11a at Channel 5320MHz Ant 1	

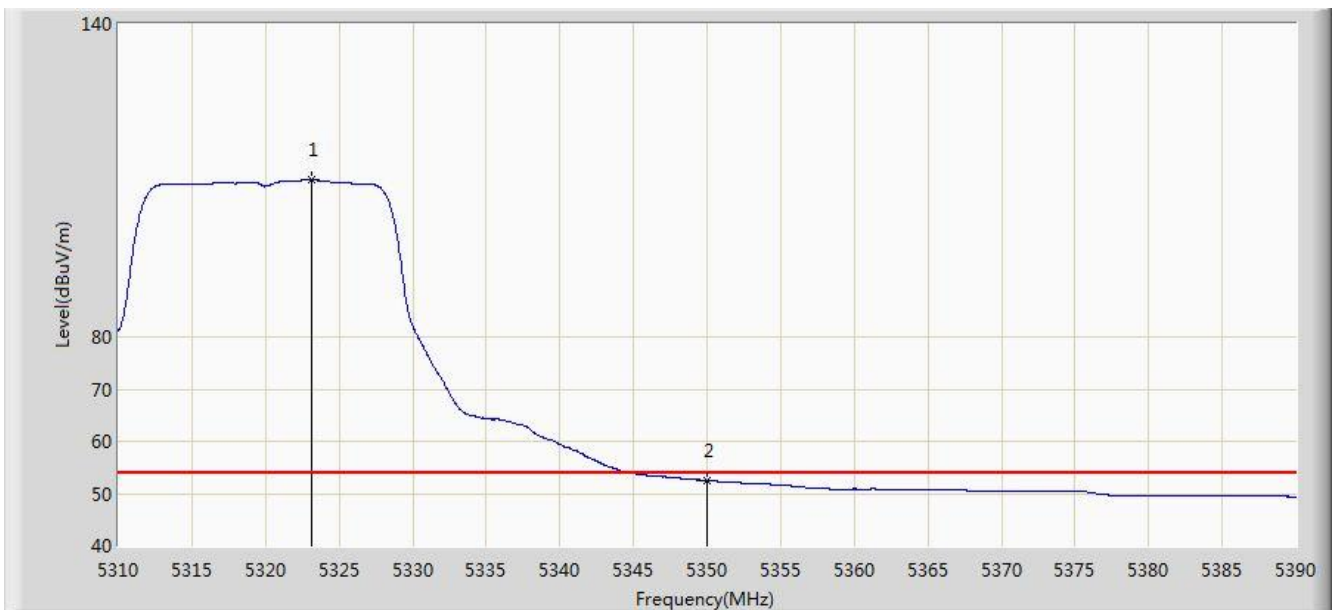


No	Flag	Mark	Frequency (MHz)	Measure Level (dBuV/m)	Reading Level (dBuV)	Margin (dB)	Limit (dBuV/m)	Factor (dB)	Type
1		*	5322.560	123.790	119.937	N/A	N/A	3.853	PK
2			5350.000	66.197	62.292	-7.803	74.000	3.904	PK
3			5353.000	66.566	62.656	-7.434	74.000	3.911	PK

Note: Measure Level (dB μ V/m) = Reading Level (dB μ V) + Factor (dB)

Factor (dB) = Cable Loss (dB) + Antenna Factor (dB/m) - Pre_Amplifier Gain (dB)

Site: AC1	Time: 2016/11/17 - 10:10
Limit: FCC_Part15.209_RE(3m)	Engineer: Kevin Ker
Probe: BBHA9120D_1GHz_18GHz	Polarity: Vertical
EUT: Wi-Fi AP 4x4 OD ext. antenna US	Power: AC 120V/60Hz
Test Mode: Transmit by 802.11a at Channel 5320MHz Ant 1	

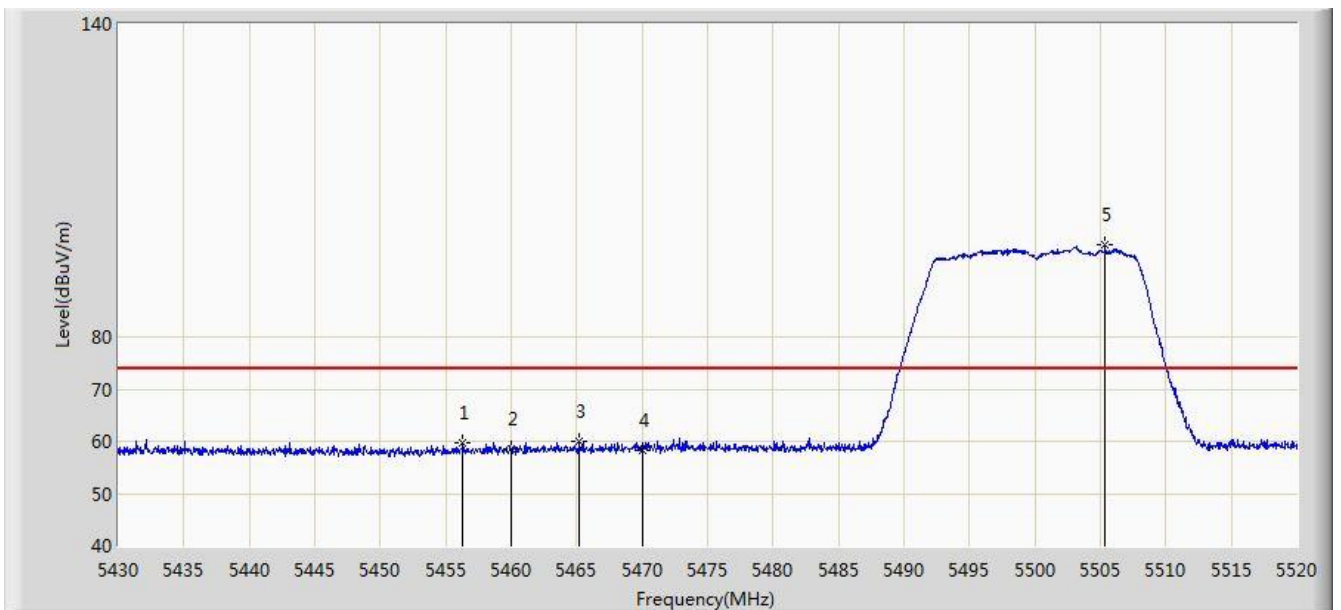


No	Flag	Mark	Frequency (MHz)	Measure Level (dBuV/m)	Reading Level (dBuV)	Margin (dB)	Limit (dBuV/m)	Factor (dB)	Type
1	X	*	5323.160	110.046	106.191	N/A	N/A	3.854	AV
2			5350.000	52.583	48.678	-1.417	54.000	3.904	AV

Note: Measure Level (dB μ V/m) = Reading Level (dB μ V) + Factor (dB)

Factor (dB) = Cable Loss (dB) + Antenna Factor (dB/m) - Pre_Amplifier Gain (dB)

Site: AC1	Time: 2016/11/17 - 10:23
Limit: FCC_Part15.209_RE(3m)	Engineer: Kevin Ker
Probe: BBHA9120D_1GHz_18GHz	Polarity: Horizontal
EUT: Wi-Fi AP 4x4 OD ext. antenna US	Power: AC 120V/60Hz
Test Mode: Transmit by 802.11a at Channel 5500MHz Ant 1	

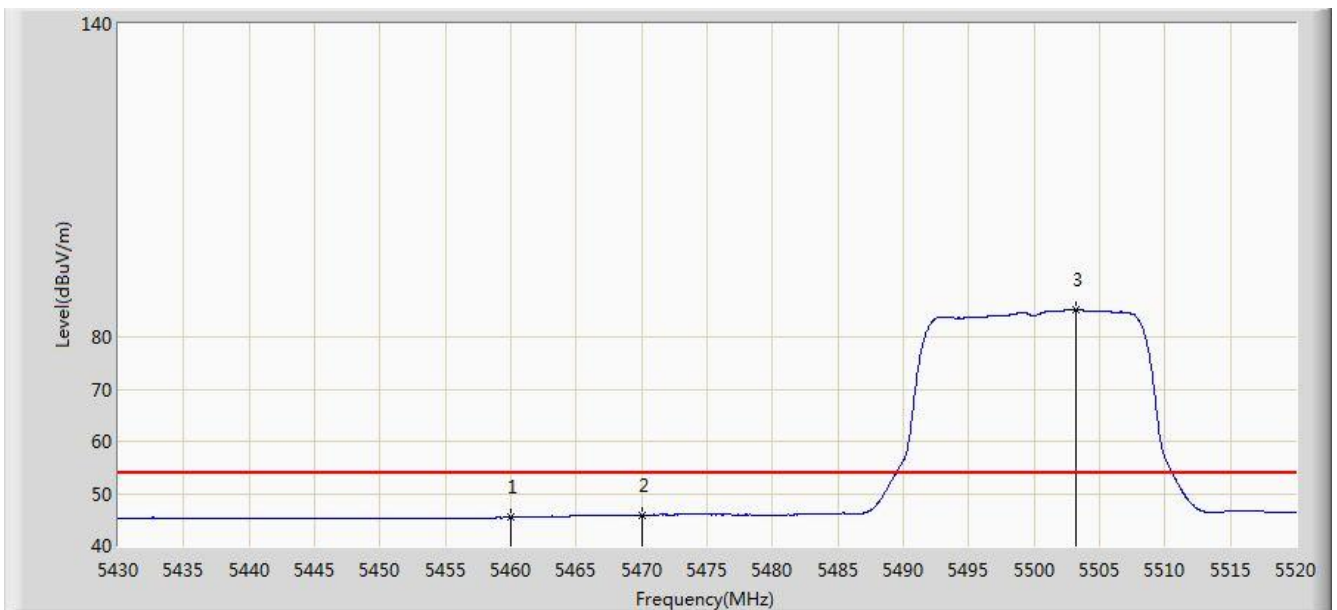


No	Flag	Mark	Frequency (MHz)	Measure Level (dBuV/m)	Reading Level (dBuV)	Margin (dB)	Limit (dBuV/m)	Factor (dB)	Type
1			5456.325	59.781	55.609	-14.219	74.000	4.172	PK
2			5460.000	58.484	54.304	-15.516	74.000	4.180	PK
3			5465.235	59.891	55.699	-14.109	74.000	4.191	PK
4			5470.000	58.315	54.113	-15.685	74.000	4.202	PK
5		*	5505.375	97.820	93.532	N/A	N/A	4.288	PK

Note: Measure Level (dB μ V/m) = Reading Level (dB μ V) + Factor (dB)

Factor (dB) = Cable Loss (dB) + Antenna Factor (dB/m) - Pre_Amplifier Gain (dB)

Site: AC1	Time: 2016/11/17 - 10:25
Limit: FCC_Part15.209_RE(3m)	Engineer: Kevin Ker
Probe: BBHA9120D_1GHz_18GHz	Polarity: Horizontal
EUT: Wi-Fi AP 4x4 OD ext. antenna US	Power: AC 120V/60Hz
Test Mode: Transmit by 802.11a at Channel 5500MHz Ant 1	

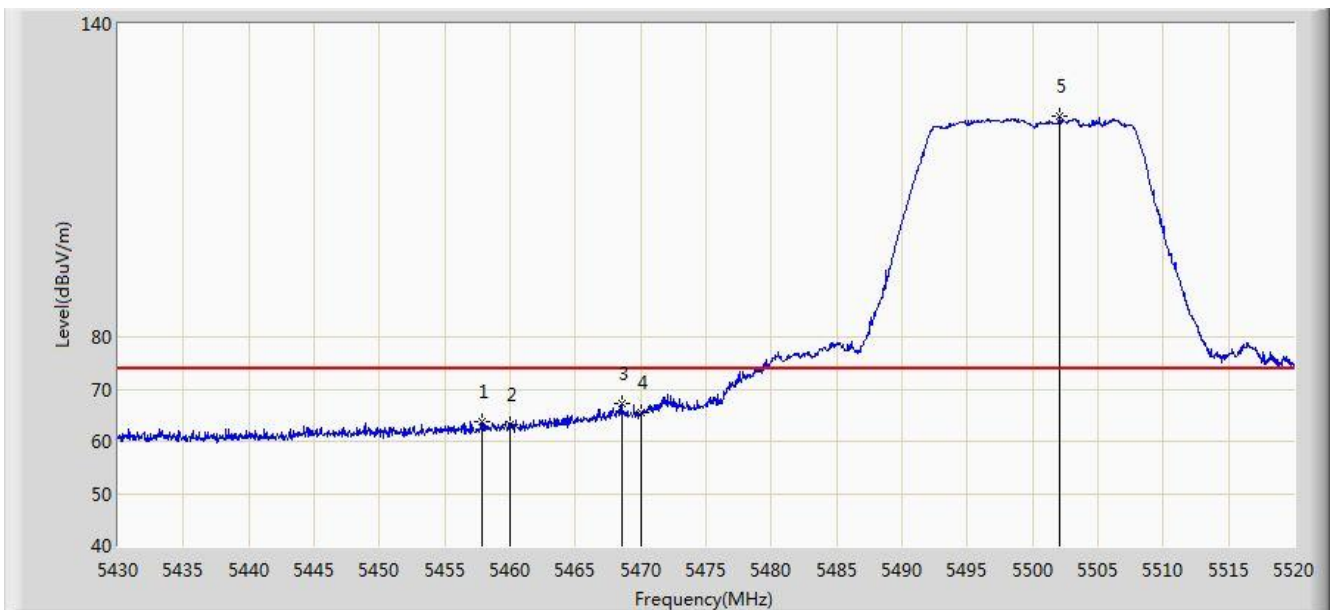


No	Flag	Mark	Frequency (MHz)	Measure Level (dBuV/m)	Reading Level (dBuV)	Margin (dB)	Limit (dBuV/m)	Factor (dB)	Type
1			5460.000	45.452	41.272	-8.548	54.000	4.180	AV
2			5470.000	45.933	41.731	-8.067	54.000	4.202	AV
3		*	5503.170	85.255	80.974	N/A	N/A	4.281	AV

Note: Measure Level (dB μ V/m) = Reading Level (dB μ V) + Factor (dB)

Factor (dB) = Cable Loss (dB) + Antenna Factor (dB/m) - Pre_Amplifier Gain (dB)

Site: AC1	Time: 2016/11/17 - 10:18
Limit: FCC_Part15.209_RE(3m)	Engineer: Kevin Ker
Probe: BBHA9120D_1GHz_18GHz	Polarity: Vertical
EUT: Wi-Fi AP 4x4 OD ext. antenna US	Power: AC 120V/60Hz
Test Mode: Transmit by 802.11a at Channel 5500MHz Ant 1	

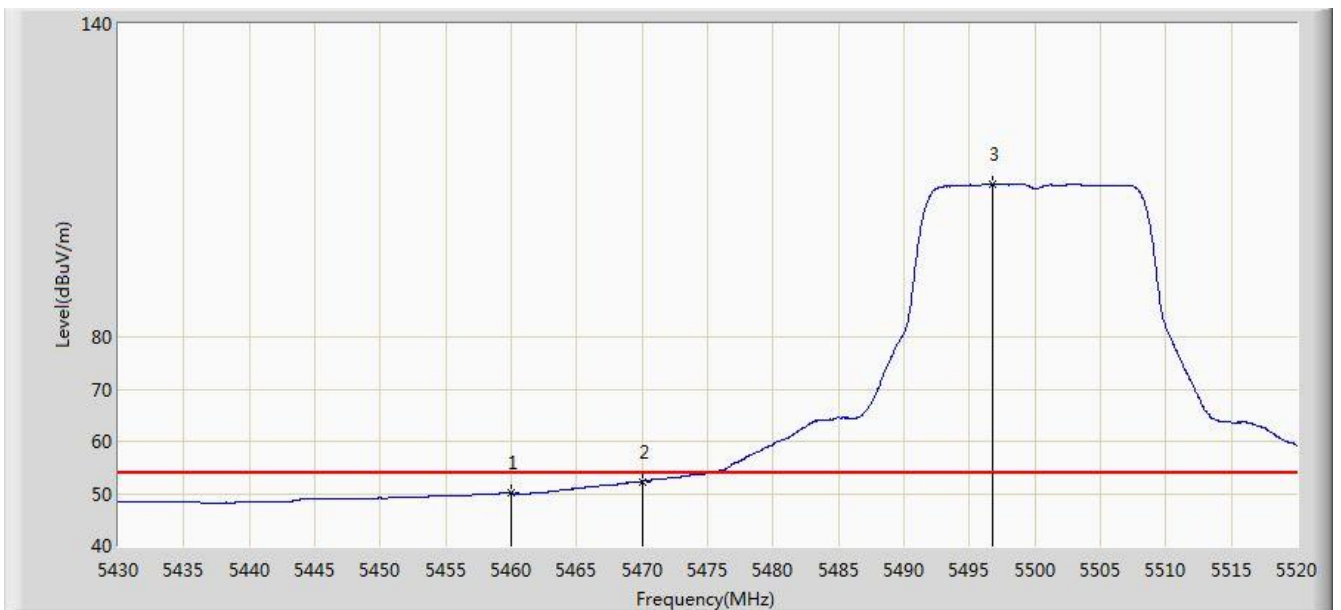


No	Flag	Mark	Frequency (MHz)	Measure Level (dBuV/m)	Reading Level (dBuV)	Margin (dB)	Limit (dBuV/m)	Factor (dB)	Type
1			5457.810	63.757	59.581	-10.243	74.000	4.176	PK
2			5460.000	63.247	59.067	-10.753	74.000	4.180	PK
3			5468.520	67.205	63.006	-6.795	74.000	4.199	PK
4			5470.000	65.432	61.230	-8.568	74.000	4.202	PK
5		*	5502.045	122.195	117.917	N/A	N/A	4.278	PK

Note: Measure Level (dB μ V/m) = Reading Level (dB μ V) + Factor (dB)

Factor (dB) = Cable Loss (dB) + Antenna Factor (dB/m) - Pre_Amplifier Gain (dB)

Site: AC1	Time: 2016/11/17 - 10:20
Limit: FCC_Part15.209_RE(3m)	Engineer: Kevin Ker
Probe: BBHA9120D_1GHz_18GHz	Polarity: Vertical
EUT: Wi-Fi AP 4x4 OD ext. antenna US	Power: AC 120V/60Hz
Test Mode: Transmit by 802.11a at Channel 5500MHz Ant 1	

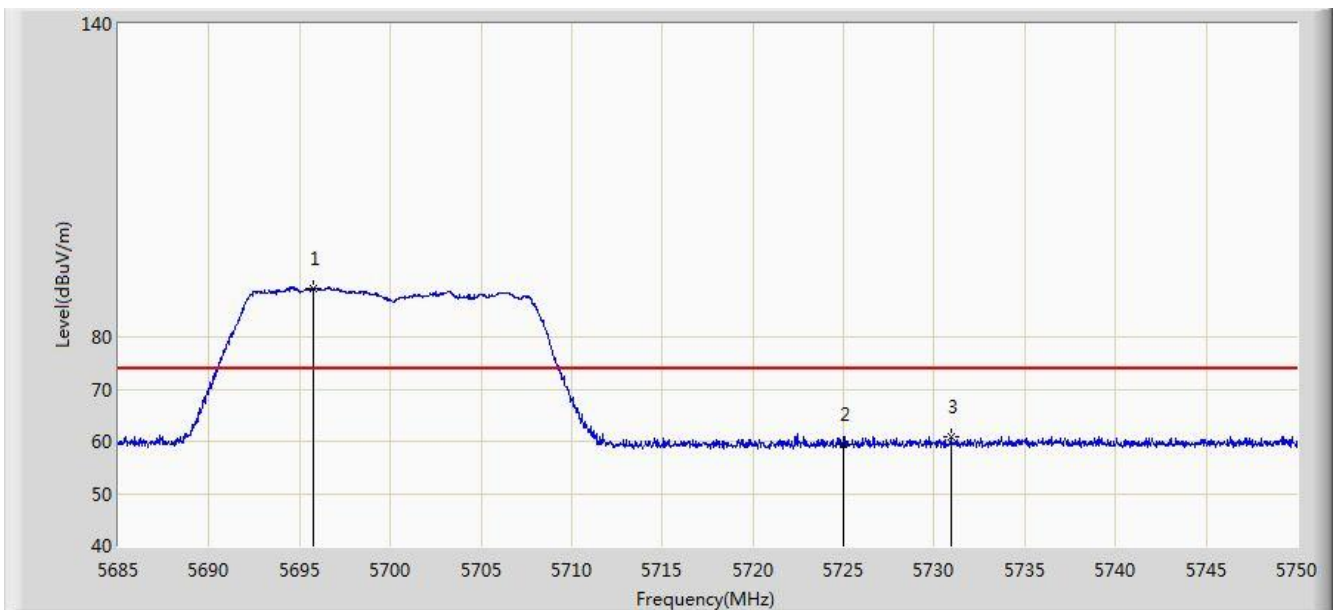


No	Flag	Mark	Frequency (MHz)	Measure Level (dBuV/m)	Reading Level (dBuV)	Margin (dB)	Limit (dBuV/m)	Factor (dB)	Type
1			5460.000	50.020	45.840	-3.980	54.000	4.180	AV
2			5470.000	52.316	48.114	-1.684	54.000	4.202	AV
3	X	*	5496.735	109.368	105.105	N/A	N/A	4.264	AV

Note: Measure Level (dB μ V/m) = Reading Level (dB μ V) + Factor (dB)

Factor (dB) = Cable Loss (dB) + Antenna Factor (dB/m) - Pre_Amplifier Gain (dB)

Site: AC1	Time: 2016/11/17 - 10:32
Limit: FCC_Part15.209_RE(3m)	Engineer: Kevin Ker
Probe: BBHA9120D_1GHz_18GHz	Polarity: Horizontal
EUT: Wi-Fi AP 4x4 OD ext. antenna US	Power: AC 120V/60Hz
Test Mode: Transmit by 802.11a at Channel 5700MHz Ant 1	

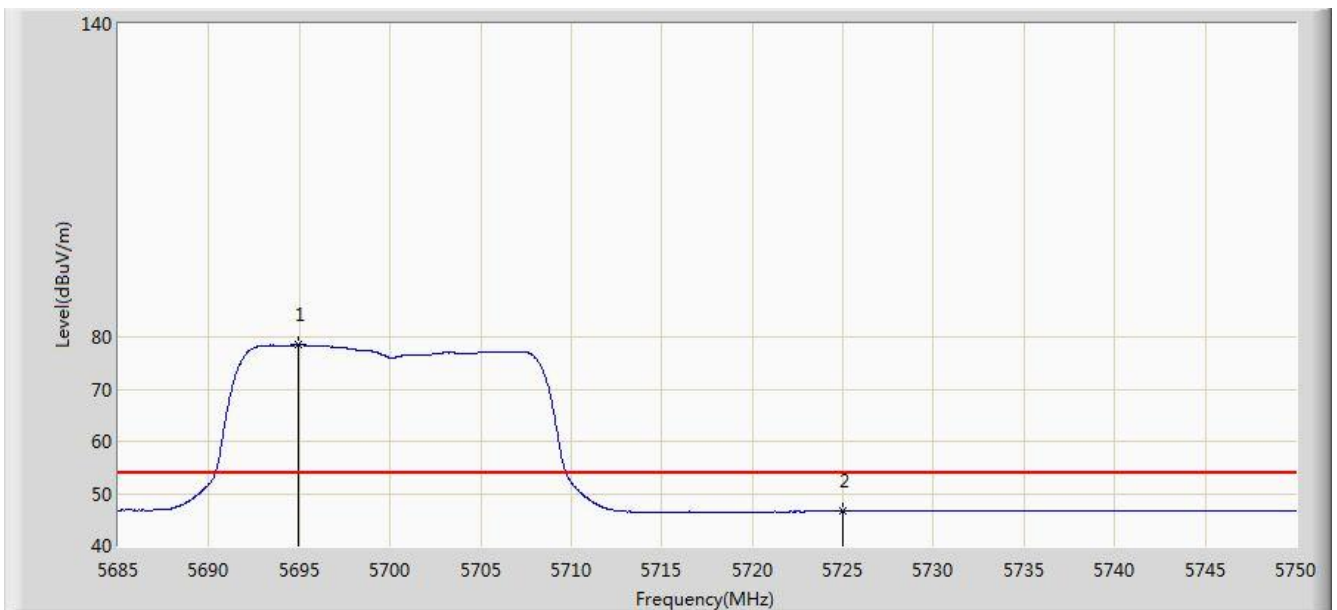


No	Flag	Mark	Frequency (MHz)	Measure Level (dBuV/m)	Reading Level (dBuV)	Margin (dB)	Limit (dBuV/m)	Factor (dB)	Type
1		*	5695.790	89.382	84.526	N/A	N/A	4.855	PK
2			5725.000	59.418	54.389	-14.582	74.000	5.029	PK
3			5730.922	60.823	55.756	-13.177	74.000	5.067	PK

Note: Measure Level (dB μ V/m) = Reading Level (dB μ V) + Factor (dB)

Factor (dB) = Cable Loss (dB) + Antenna Factor (dB/m) - Pre_Amplifier Gain (dB)

Site: AC1	Time: 2016/11/17 - 10:34
Limit: FCC_Part15.209_RE(3m)	Engineer: Kevin Ker
Probe: BBHA9120D_1GHz_18GHz	Polarity: Horizontal
EUT: Wi-Fi AP 4x4 OD ext. antenna US	Power: AC 120V/60Hz
Test Mode: Transmit by 802.11a at Channel 5700MHz Ant 1	

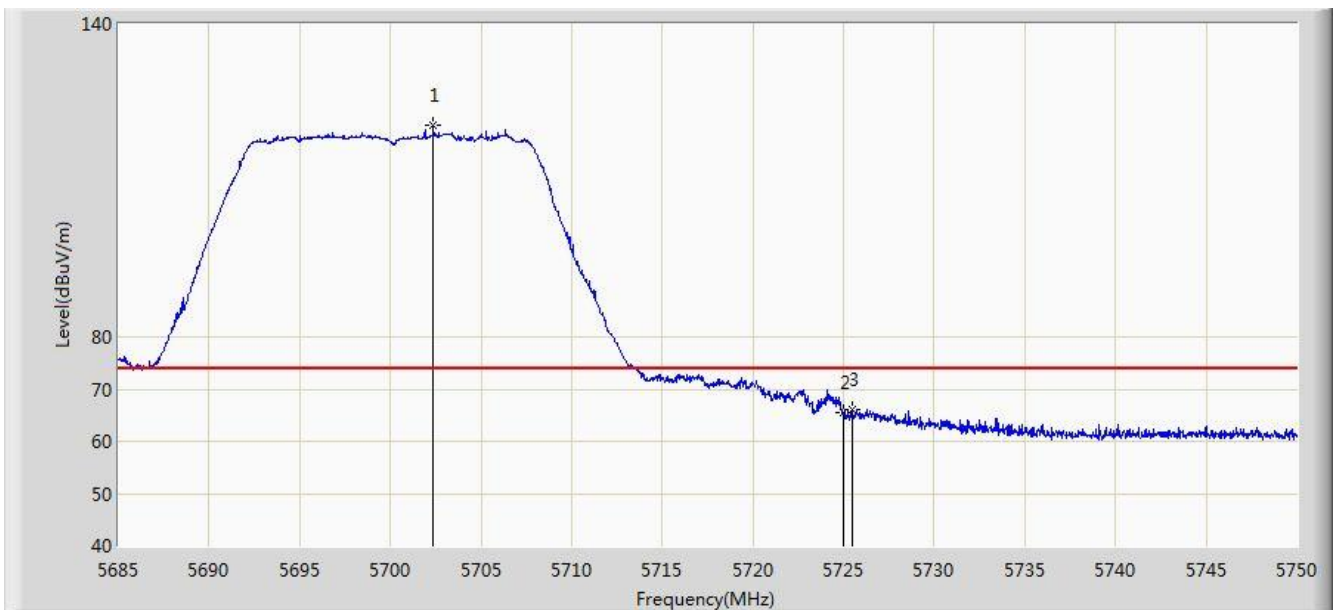


No	Flag	Mark	Frequency (MHz)	Measure Level (dBuV/m)	Reading Level (dBuV)	Margin (dB)	Limit (dBuV/m)	Factor (dB)	Type
1		*	5694.978	78.490	73.638	N/A	N/A	4.852	AV
2			5725.000	46.608	41.579	-7.392	54.000	5.029	AV

Note: Measure Level (dBuV/m) = Reading Level (dBuV) + Factor (dB)

Factor (dB) = Cable Loss (dB) + Antenna Factor (dB/m) - Pre_Amplifier Gain (dB)

Site: AC1	Time: 2016/11/17 - 10:31
Limit: FCC_Part15.209_RE(3m)	Engineer: Kevin Ker
Probe: BBHA9120D_1GHz_18GHz	Polarity: Vertical
EUT: Wi-Fi AP 4x4 OD ext. antenna US	Power: AC 120V/60Hz
Test Mode: Transmit by 802.11a at Channel 5700MHz Ant 1	

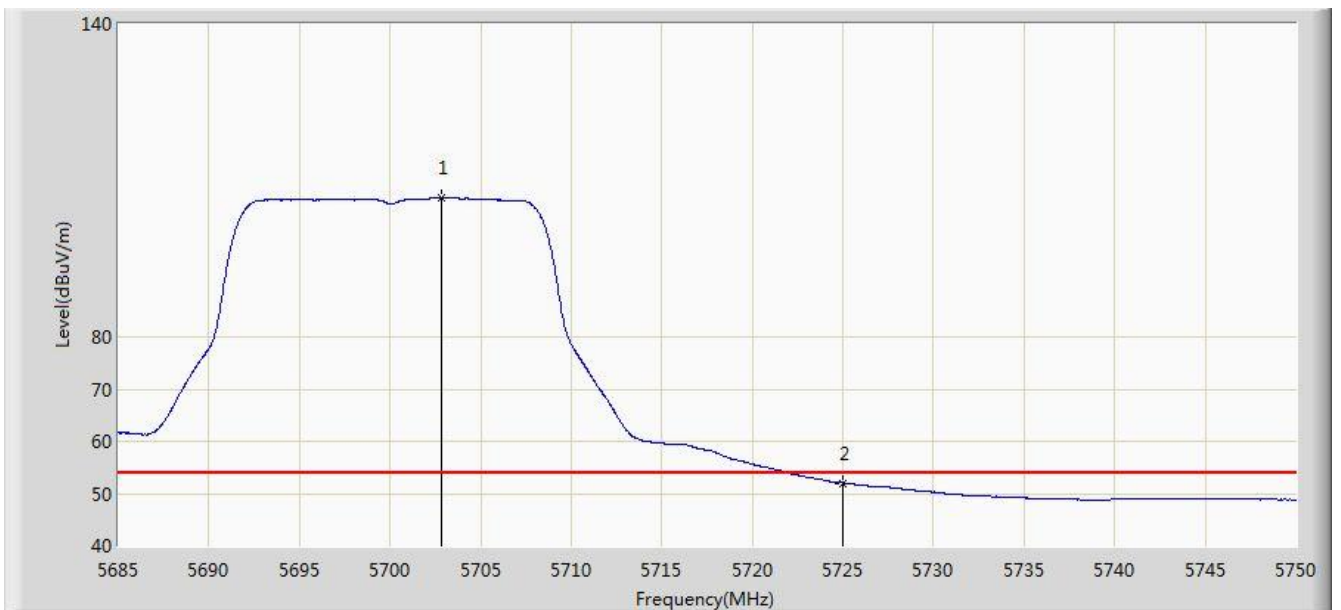


No	Flag	Mark	Frequency (MHz)	Measure Level (dBuV/m)	Reading Level (dBuV)	Margin (dB)	Limit (dBuV/m)	Factor (dB)	Type
1		*	5702.355	120.594	115.703	N/A	N/A	4.891	PK
2			5725.000	65.519	60.490	-8.481	74.000	5.029	PK
3			5725.495	66.060	61.028	-7.940	74.000	5.032	PK

Note: Measure Level (dB μ V/m) = Reading Level (dB μ V) + Factor (dB)

Factor (dB) = Cable Loss (dB) + Antenna Factor (dB/m) - Pre_Amplifier Gain (dB)

Site: AC1	Time: 2016/11/17 - 10:29
Limit: FCC_Part15.209_RE(3m)	Engineer: Kevin Ker
Probe: BBHA9120D_1GHz_18GHz	Polarity: Vertical
EUT: Wi-Fi AP 4x4 OD ext. antenna US	Power: AC 120V/60Hz
Test Mode: Transmit by 802.11a at Channel 5700MHz Ant 1	

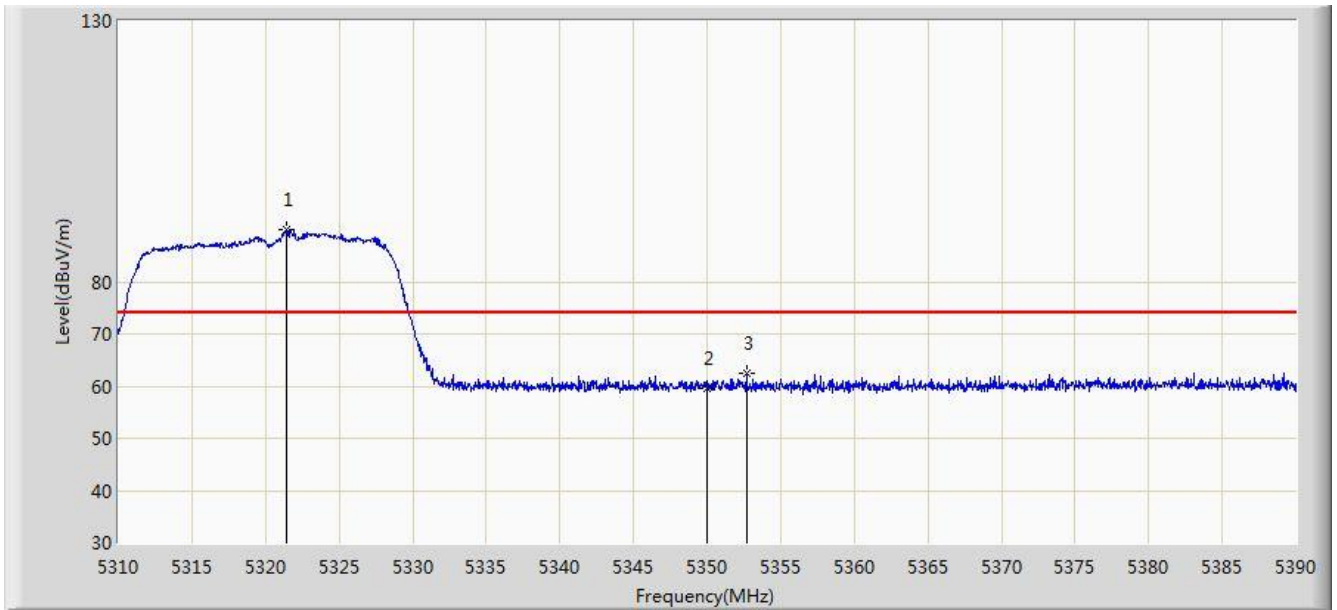


No	Flag	Mark	Frequency (MHz)	Measure Level (dBuV/m)	Reading Level (dBuV)	Margin (dB)	Limit (dBuV/m)	Factor (dB)	Type
1		*	5702.842	106.708	101.815	N/A	N/A	4.893	AV
2			5725.000	52.018	46.989	-1.982	54.000	5.029	AV

Note: Measure Level (dB μ V/m) = Reading Level (dB μ V) + Factor (dB)

Factor (dB) = Cable Loss (dB) + Antenna Factor (dB/m) - Pre_Amplifier Gain (dB)

Site: AC1	Time: 2016/11/05 - 15:58
Limit: FCC_Part15.209_RE(3m)	Engineer: Kevin Ker
Probe: BBHA9120D_1GHz_18GHz	Polarity: Horizontal
EUT: Wi-Fi AP 4x4 OD ext. antenna US	Power: AC 120V/60Hz
Test Mode: Transmit by 802.11n-HT20 at Channel 5320MHz Ant 1	

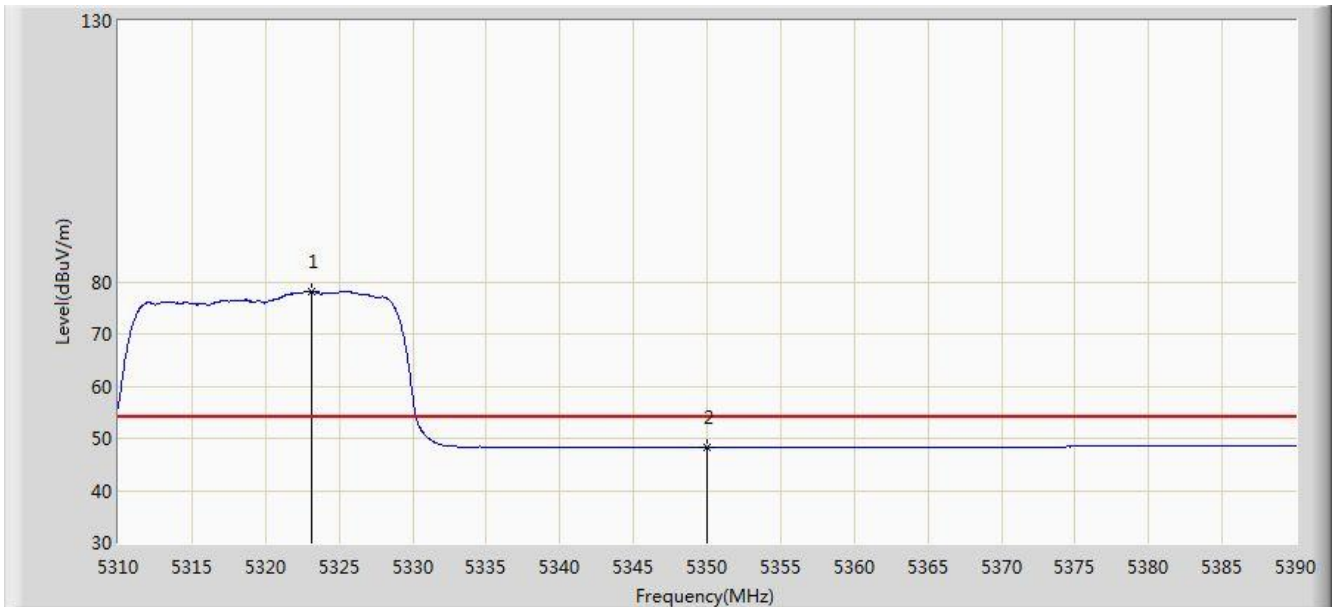


No	Flag	Mark	Frequency (MHz)	Measure Level (dBuV/m)	Reading Level (dBuV)	Margin (dB)	Limit (dBuV/m)	Factor (dB)	Type
1		*	5321.400	89.937	86.086	N/A	N/A	3.851	PK
2			5350.000	59.446	55.541	-14.554	74.000	3.904	PK
3			5352.680	62.532	58.622	-11.468	74.000	3.910	PK

Note: Measure Level (dB μ V/m) = Reading Level (dB μ V) + Factor (dB)

Factor (dB) = Cable Loss (dB) + Antenna Factor (dB/m) - Pre_Amplifier Gain (dB)

Site: AC1	Time: 2016/11/05 - 16:00
Limit: FCC_Part15.209_RE(3m)	Engineer: Kevin Ker
Probe: BBHA9120D_1GHz_18GHz	Polarity: Horizontal
EUT: Wi-Fi AP 4x4 OD ext. antenna US	Power: AC 120V/60Hz
Test Mode: Transmit by 802.11n-HT20 at Channel 5320MHz Ant 1	

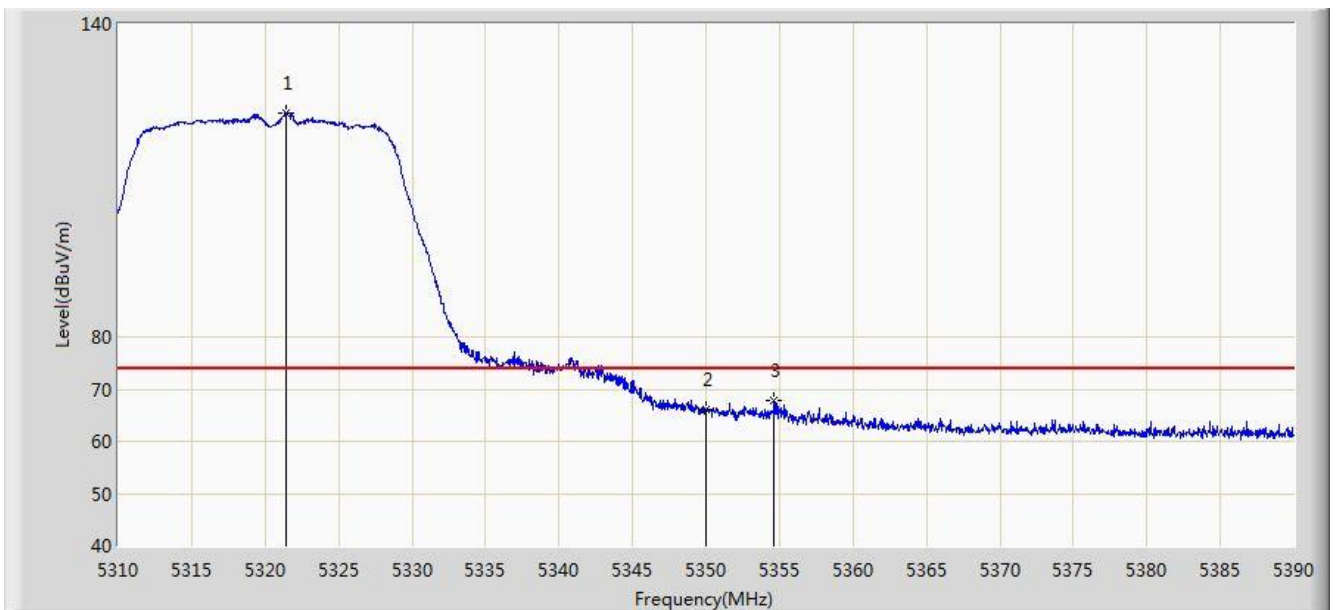


No	Flag	Mark	Frequency (MHz)	Measure Level (dBuV/m)	Reading Level (dBuV)	Margin (dB)	Limit (dBuV/m)	Factor (dB)	Type
1		*	5323.160	78.214	74.359	N/A	N/A	3.854	AV
2			5350.000	48.322	44.417	-5.678	54.000	3.904	AV

Note: Measure Level (dB μ V/m) = Reading Level (dB μ V) + Factor (dB)

Factor (dB) = Cable Loss (dB) + Antenna Factor (dB/m) - Pre_Amplifier Gain (dB)

Site: AC1	Time: 2016/11/05 - 15:56
Limit: FCC_Part15.209_RE(3m)	Engineer: Kevin Ker
Probe: BBHA9120D_1GHz_18GHz	Polarity: Vertical
EUT: Wi-Fi AP 4x4 OD ext. antenna US	Power: AC 120V/60Hz
Test Mode: Transmit by 802.11n-HT20 at Channel 5320MHz Ant 1	

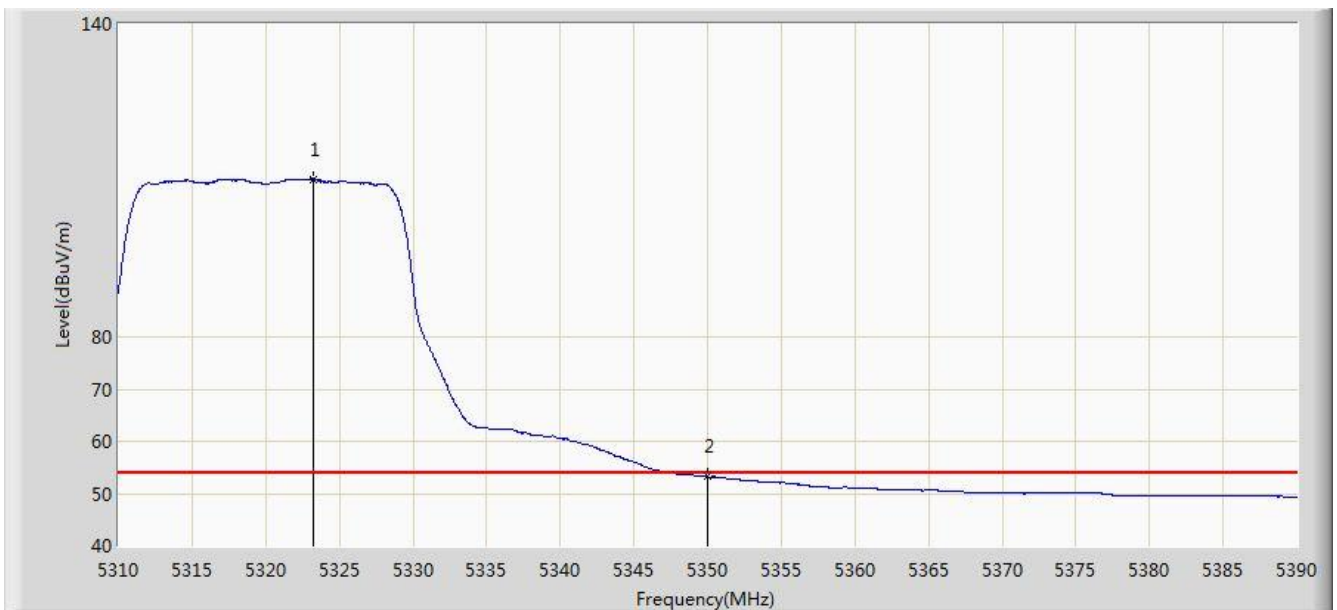


No	Flag	Mark	Frequency (MHz)	Measure Level (dBuV/m)	Reading Level (dBuV)	Margin (dB)	Limit (dBuV/m)	Factor (dB)	Type
1		*	5321.400	122.770	118.919	N/A	N/A	3.851	PK
2			5350.000	66.046	62.141	-7.954	74.000	3.904	PK
3			5354.640	67.756	63.843	-6.244	74.000	3.913	PK

Note: Measure Level (dB μ V/m) = Reading Level (dB μ V) + Factor (dB)

Factor (dB) = Cable Loss (dB) + Antenna Factor (dB/m) - Pre_Amplifier Gain (dB)

Site: AC1	Time: 2016/11/05 - 15:57
Limit: FCC_Part15.209_RE(3m)	Engineer: Kevin Ker
Probe: BBHA9120D_1GHz_18GHz	Polarity: Vertical
EUT: Wi-Fi AP 4x4 OD ext. antenna US	Power: AC 120V/60Hz
Test Mode: Transmit by 802.11n-HT20 at Channel 5320MHz Ant 1	

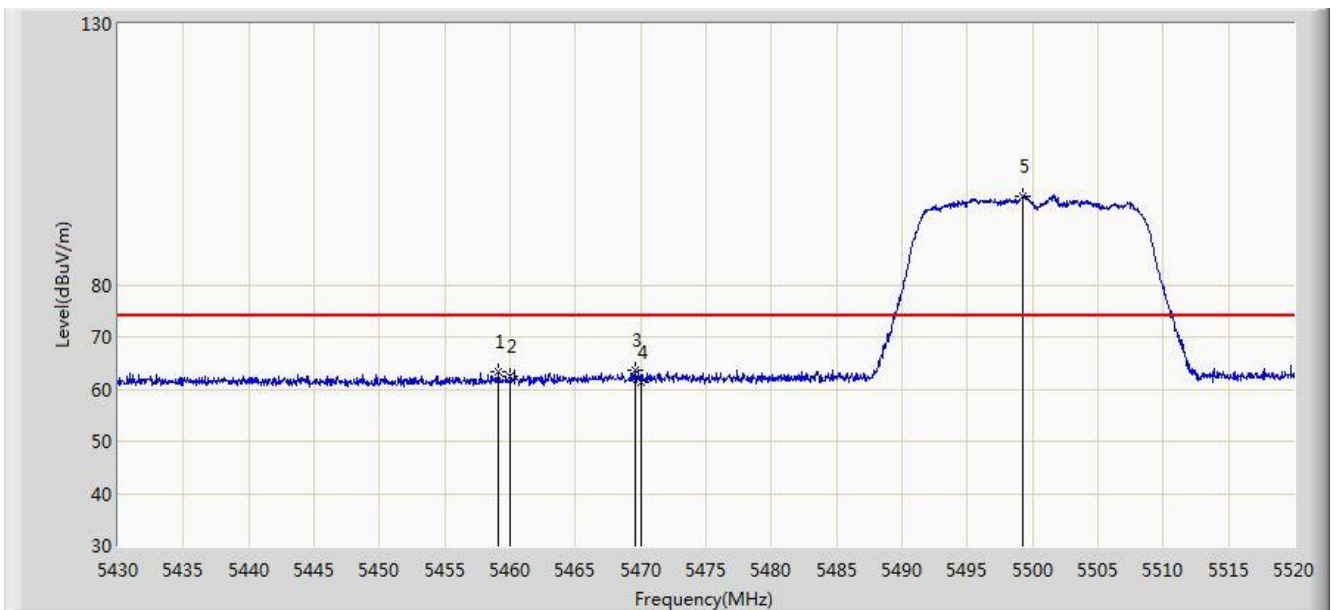


No	Flag	Mark	Frequency (MHz)	Measure Level (dBuV/m)	Reading Level (dBuV)	Margin (dB)	Limit (dBuV/m)	Factor (dB)	Type
1	X	*	5323.280	110.256	106.401	N/A	N/A	3.855	AV
2			5350.000	53.214	49.309	-0.786	54.000	3.904	AV

Note: Measure Level (dB μ V/m) = Reading Level (dB μ V) + Factor (dB)

Factor (dB) = Cable Loss (dB) + Antenna Factor (dB/m) - Pre_Amplifier Gain (dB)

Site: AC1	Time: 2016/11/05 - 16:06
Limit: FCC_Part15.209_RE(3m)	Engineer: Kevin Ker
Probe: BBHA9120D_1GHz_18GHz	Polarity: Horizontal
EUT: Wi-Fi AP 4x4 OD ext. antenna US	Power: AC 120V/60Hz
Test Mode: Transmit by 802.11n-HT20 at Channel 5500MHz Ant 1	

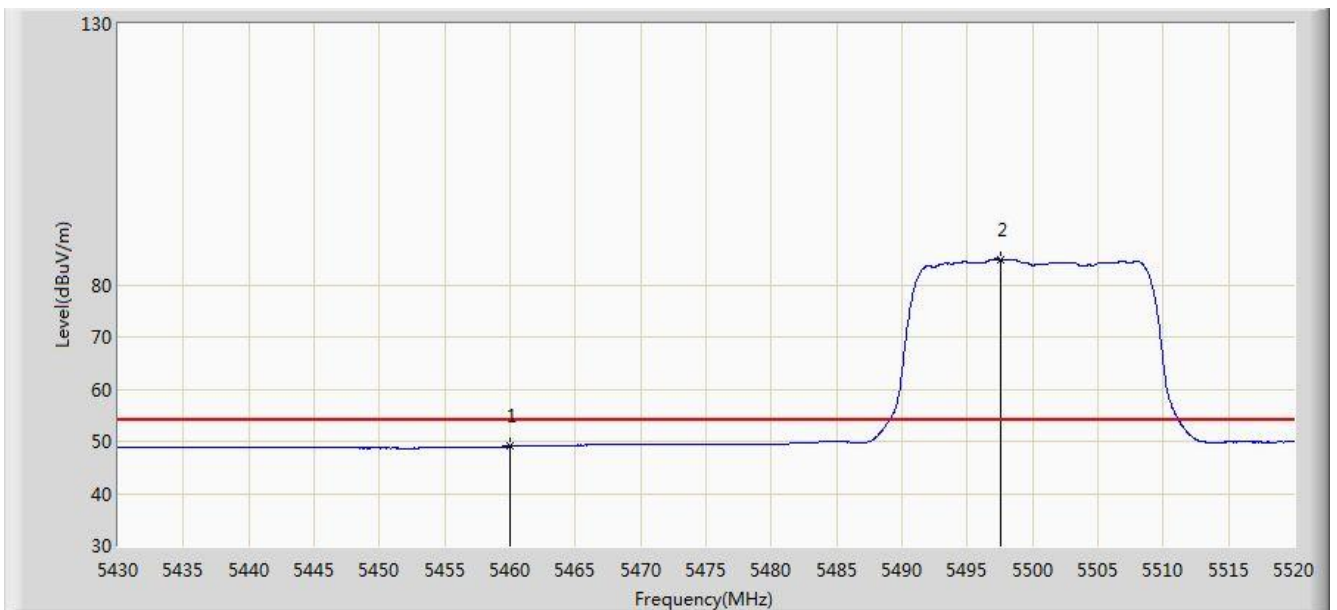


No	Flag	Mark	Frequency (MHz)	Measure Level (dBuV/m)	Reading Level (dBuV)	Margin (dB)	Limit (dBuV/m)	Factor (dB)	Type
1			5459.115	63.233	59.055	-10.767	74.000	4.178	PK
2			5460.000	62.328	58.148	-11.672	74.000	4.180	PK
3			5469.600	63.676	59.475	-10.324	74.000	4.202	PK
4			5470.000	61.351	57.149	-12.649	74.000	4.202	PK
5		*	5499.255	96.962	92.692	N/A	N/A	4.270	PK

Note: Measure Level (dB μ V/m) = Reading Level (dB μ V) + Factor (dB)

Factor (dB) = Cable Loss (dB) + Antenna Factor (dB/m) - Pre_Amplifier Gain (dB)

Site: AC1	Time: 2016/11/05 - 16:07
Limit: FCC_Part15.209_RE(3m)	Engineer: Kevin Ker
Probe: BBHA9120D_1GHz_18GHz	Polarity: Horizontal
EUT: Wi-Fi AP 4x4 OD ext. antenna US	Power: AC 120V/60Hz
Test Mode: Transmit by 802.11n-HT20 at Channel 5500MHz Ant 1	

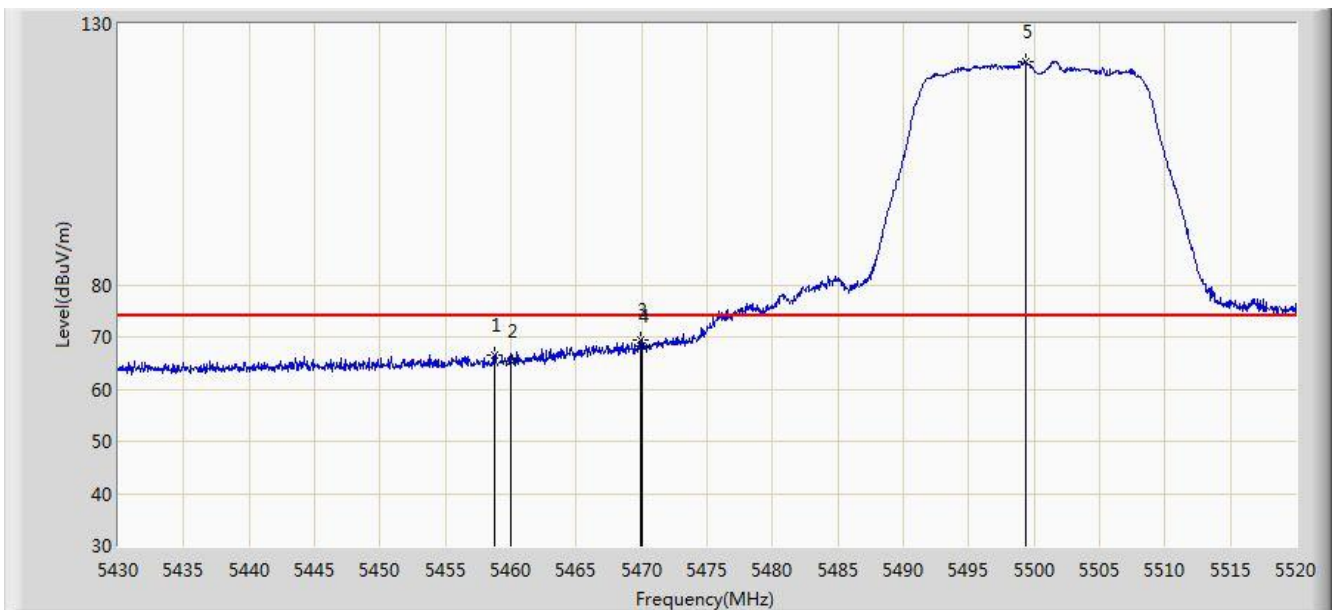


No	Flag	Mark	Frequency (MHz)	Measure Level (dBuV/m)	Reading Level (dBuV)	Margin (dB)	Limit (dBuV/m)	Factor (dB)	Type
1			5460.000	48.996	44.816	-5.004	54.000	4.180	AV
2		*	5497.545	84.883	80.618	N/A	N/A	4.265	AV

Note: Measure Level (dB μ V/m) = Reading Level (dB μ V) + Factor (dB)

Factor (dB) = Cable Loss (dB) + Antenna Factor (dB/m) - Pre_Amplifier Gain (dB)

Site: AC1	Time: 2016/11/05 - 16:03
Limit: FCC_Part15.209_RE(3m)	Engineer: Kevin Ker
Probe: BBHA9120D_1GHz_18GHz	Polarity: Vertical
EUT: Wi-Fi AP 4x4 OD ext. antenna US	Power: AC 120V/60Hz
Test Mode: Transmit by 802.11n-HT20 at Channel 5500MHz Ant 1	

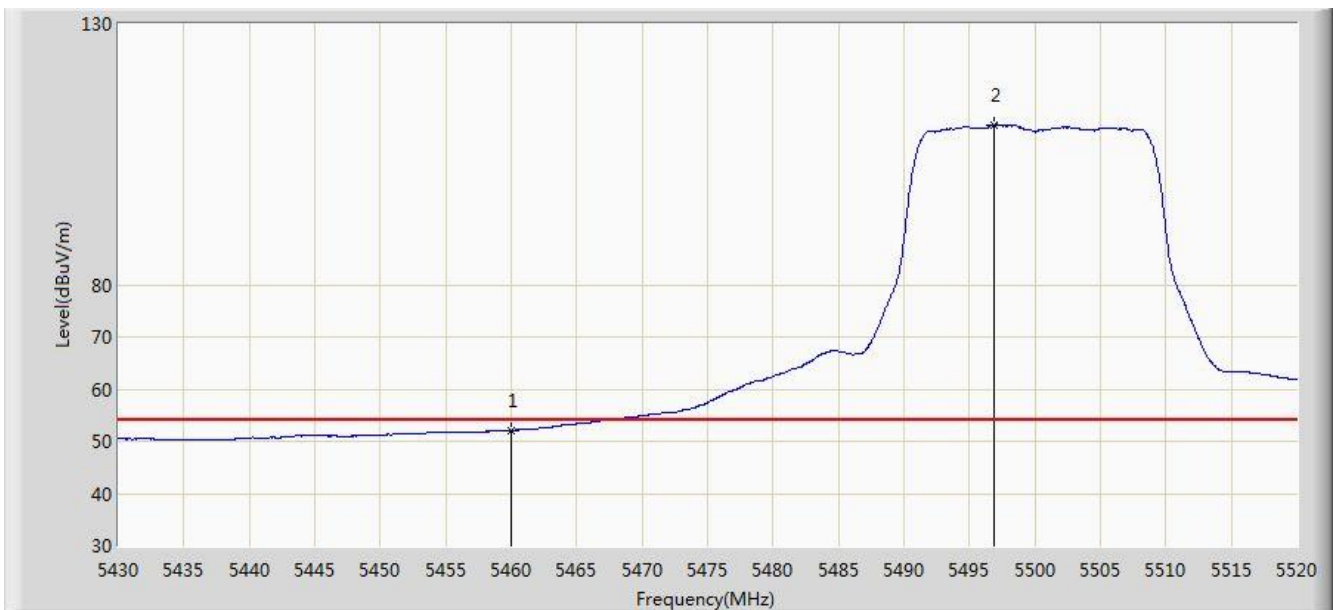


No	Flag	Mark	Frequency (MHz)	Measure Level (dBuV/m)	Reading Level (dBuV)	Margin (dB)	Limit (dBuV/m)	Factor (dB)	Type
1			5458.710	66.559	62.381	-7.441	74.000	4.178	PK
2			5460.000	65.401	61.221	-8.599	74.000	4.180	PK
3			5469.915	69.388	65.186	-4.612	74.000	4.202	PK
4			5470.000	68.127	63.925	-5.873	74.000	4.202	PK
5		*	5499.390	122.770	118.500	N/A	N/A	4.270	PK

Note: Measure Level (dB μ V/m) = Reading Level (dB μ V) + Factor (dB)

Factor (dB) = Cable Loss (dB) + Antenna Factor (dB/m) - Pre_Amplifier Gain (dB)

Site: AC1	Time: 2016/11/05 - 16:05
Limit: FCC_Part15.209_RE(3m)	Engineer: Kevin Ker
Probe: BBHA9120D_1GHz_18GHz	Polarity: Vertical
EUT: Wi-Fi AP 4x4 OD ext. antenna US	Power: AC 120V/60Hz
Test Mode: Transmit by 802.11n-HT20 at Channel 5500MHz Ant 1	

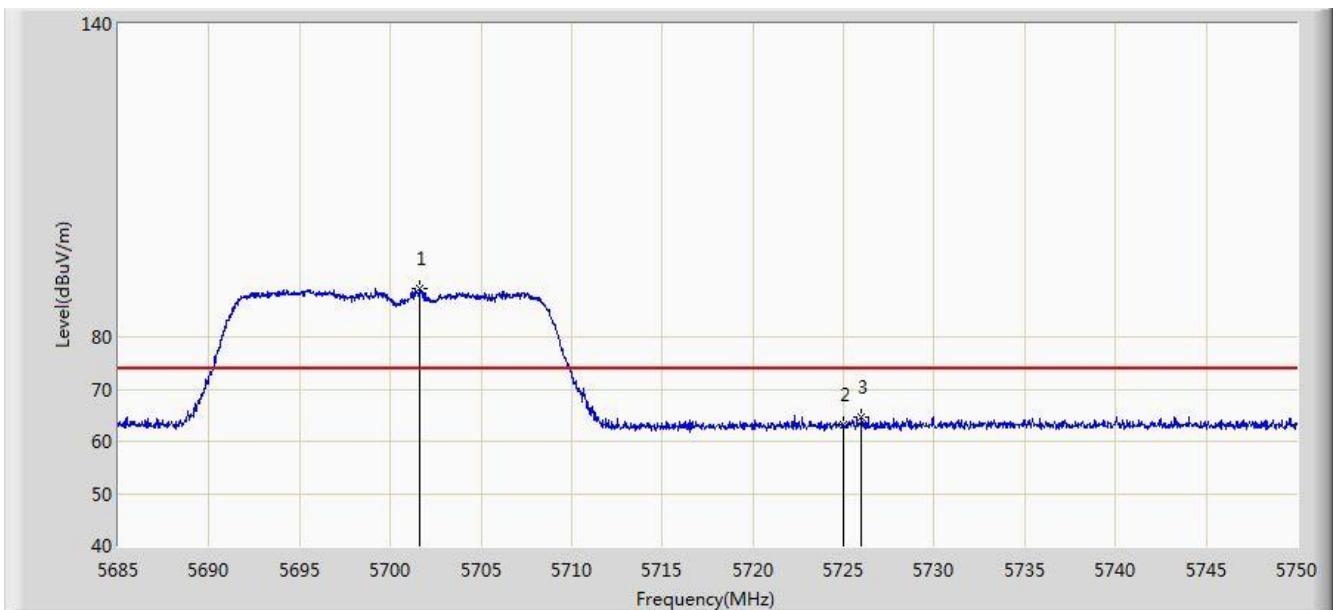


No	Flag	Mark	Frequency (MHz)	Measure Level (dBuV/m)	Reading Level (dBuV)	Margin (dB)	Limit (dBuV/m)	Factor (dB)	Type
1			5460.000	52.154	47.974	-1.846	54.000	4.180	AV
2	X	*	5496.870	110.656	106.393	N/A	N/A	4.264	AV

Note: Measure Level (dBuV/m) = Reading Level (dBuV) + Factor (dB)

Factor (dB) = Cable Loss (dB) + Antenna Factor (dB/m) - Pre_Amplifier Gain (dB)

Site: AC1	Time: 2016/11/05 - 16:13
Limit: FCC_Part15.209_RE(3m)	Engineer: Kevin Ker
Probe: BBHA9120D_1GHz_18GHz	Polarity: Horizontal
EUT: Wi-Fi AP 4x4 OD ext. antenna US	Power: AC 120V/60Hz
Test Mode: Transmit by 802.11n-HT20 at Channel 5700MHz Ant 1	

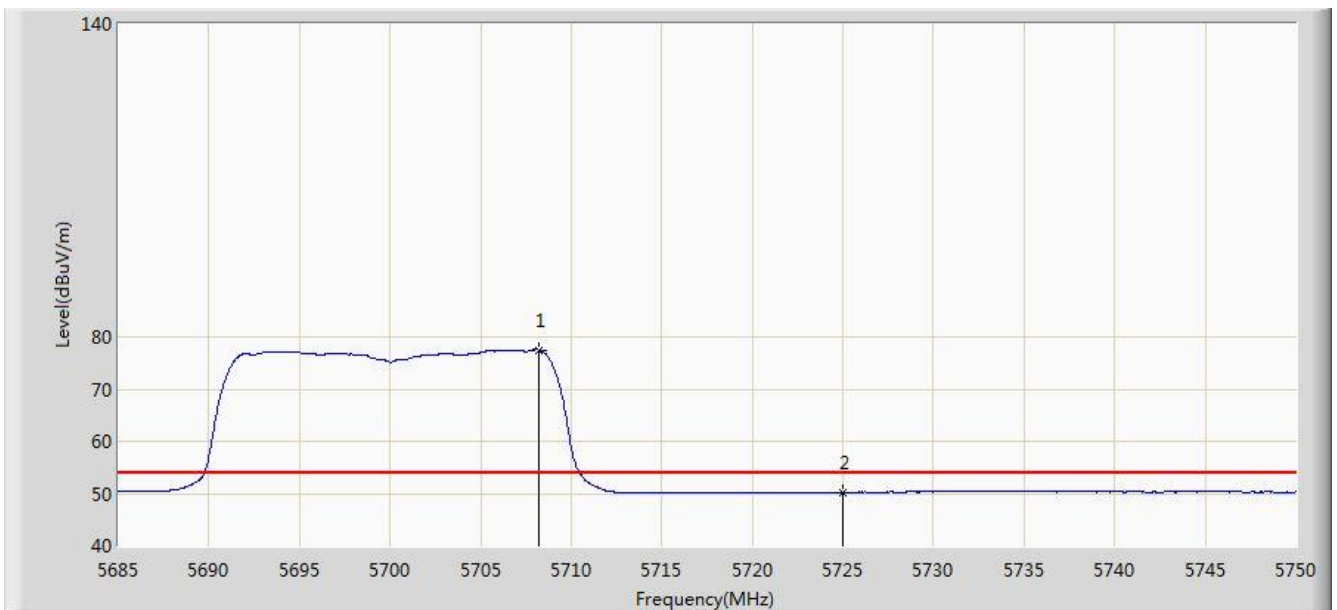


No	Flag	Mark	Frequency (MHz)	Measure Level (dBuV/m)	Reading Level (dBuV)	Margin (dB)	Limit (dBuV/m)	Factor (dB)	Type
1		*	5701.640	89.218	84.331	N/A	N/A	4.887	PK
2			5725.000	63.062	58.033	-10.938	74.000	5.029	PK
3			5725.982	64.709	59.674	-9.291	74.000	5.036	PK

Note: Measure Level (dB μ V/m) = Reading Level (dB μ V) + Factor (dB)

Factor (dB) = Cable Loss (dB) + Antenna Factor (dB/m) - Pre_Amplifier Gain (dB)

Site: AC1	Time: 2016/11/05 - 16:15
Limit: FCC_Part15.209_RE(3m)	Engineer: Kevin Ker
Probe: BBHA9120D_1GHz_18GHz	Polarity: Horizontal
EUT: Wi-Fi AP 4x4 OD ext. antenna US	Power: AC 120V/60Hz
Test Mode: Transmit by 802.11n-HT20 at Channel 5700MHz Ant 1	

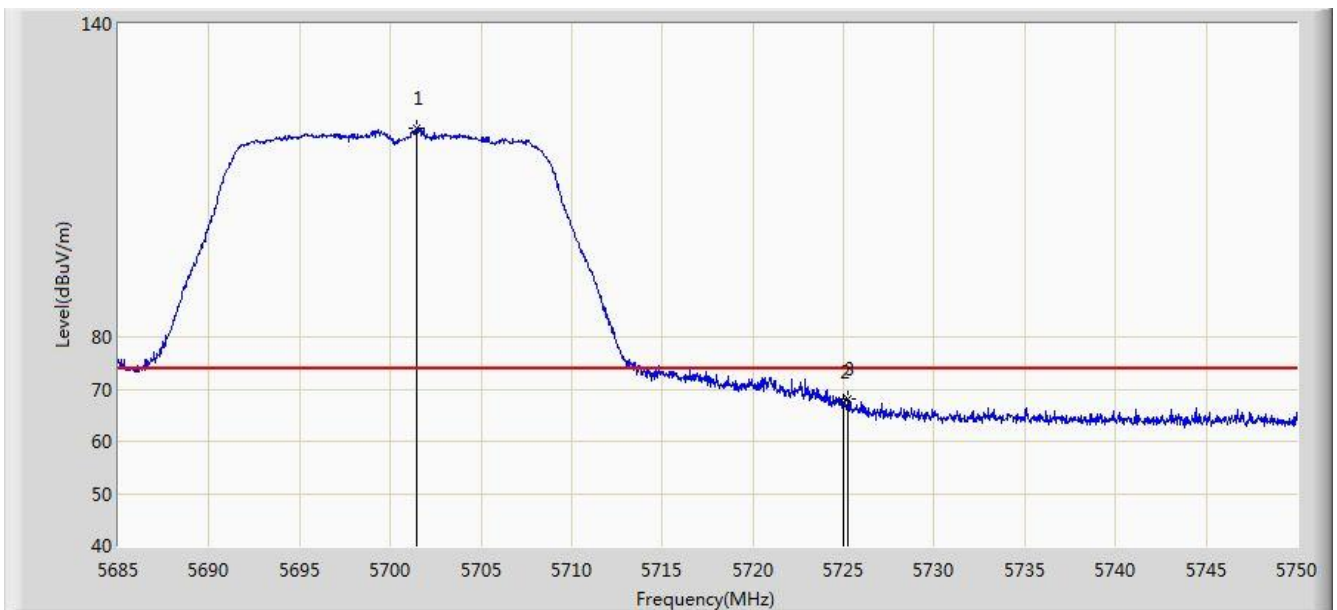


No	Flag	Mark	Frequency (MHz)	Measure Level (dBuV/m)	Reading Level (dBuV)	Margin (dB)	Limit (dBuV/m)	Factor (dB)	Type
1		*	5708.205	77.535	72.613	N/A	N/A	4.922	AV
2			5725.000	50.241	45.212	-3.759	54.000	5.029	AV

Note: Measure Level (dB μ V/m) = Reading Level (dB μ V) + Factor (dB)

Factor (dB) = Cable Loss (dB) + Antenna Factor (dB/m) - Pre_Amplifier Gain (dB)

Site: AC1	Time: 2016/11/05 - 16:13
Limit: FCC_Part15.209_RE(3m)	Engineer: Kevin Ker
Probe: BBHA9120D_1GHz_18GHz	Polarity: Vertical
EUT: Wi-Fi AP 4x4 OD ext. antenna US	Power: AC 120V/60Hz
Test Mode: Transmit by 802.11n-HT20 at Channel 5700MHz Ant 1	

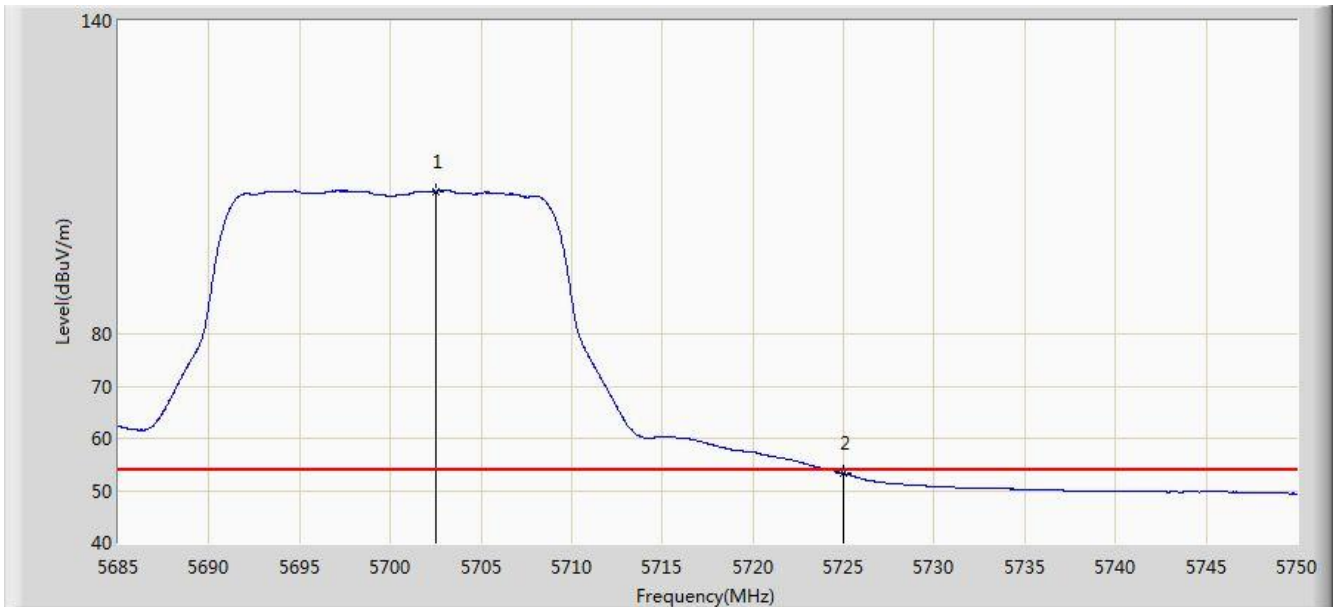


No	Flag	Mark	Frequency (MHz)	Measure Level (dBuV/m)	Reading Level (dBuV)	Margin (dB)	Limit (dBuV/m)	Factor (dB)	Type
1		*	5701.478	120.069	115.183	N/A	N/A	4.886	PK
2			5725.000	67.403	62.374	-6.597	74.000	5.029	PK
3			5725.268	68.221	63.190	-5.779	74.000	5.030	PK

Note: Measure Level (dB μ V/m) = Reading Level (dB μ V) + Factor (dB)

Factor (dB) = Cable Loss (dB) + Antenna Factor (dB/m) - Pre_Amplifier Gain (dB)

Site: AC1	Time: 2016/11/05 - 16:12
Limit: FCC_Part15.209_RE(3m)	Engineer: Kevin Ker
Probe: BBHA9120D_1GHz_18GHz	Polarity: Vertical
EUT: Wi-Fi AP 4x4 OD ext. antenna US	Power: AC 120V/60Hz
Test Mode: Transmit by 802.11n-HT20 at Channel 5700MHz Ant 1	

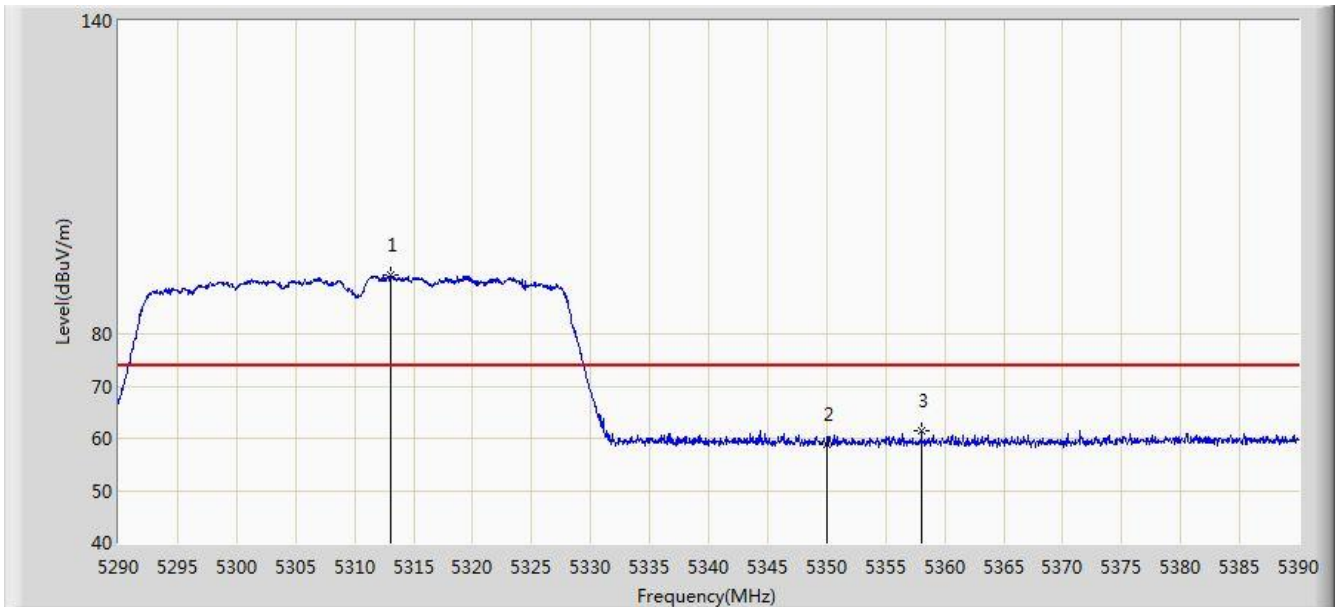


No	Flag	Mark	Frequency (MHz)	Measure Level (dBuV/m)	Reading Level (dBuV)	Margin (dB)	Limit (dBuV/m)	Factor (dB)	Type
1		*	5702.550	107.354	102.462	N/A	N/A	4.892	AV
2			5725.000	53.280	48.251	-0.720	54.000	5.029	AV

Note: Measure Level (dB μ V/m) = Reading Level (dB μ V) + Factor (dB)

Factor (dB) = Cable Loss (dB) + Antenna Factor (dB/m) - Pre_Amplifier Gain (dB)

Site: AC1	Time: 2016/11/05 - 16:34
Limit: FCC_Part15.209_RE(3m)	Engineer: Kevin Ker
Probe: BBHA9120D_1GHz_18GHz	Polarity: Horizontal
EUT: Wi-Fi AP 4x4 OD ext. antenna US	Power: AC 120V/60Hz
Test Mode: Transmit by 802.11n-HT40 at Channel 5310MHz Ant 1	

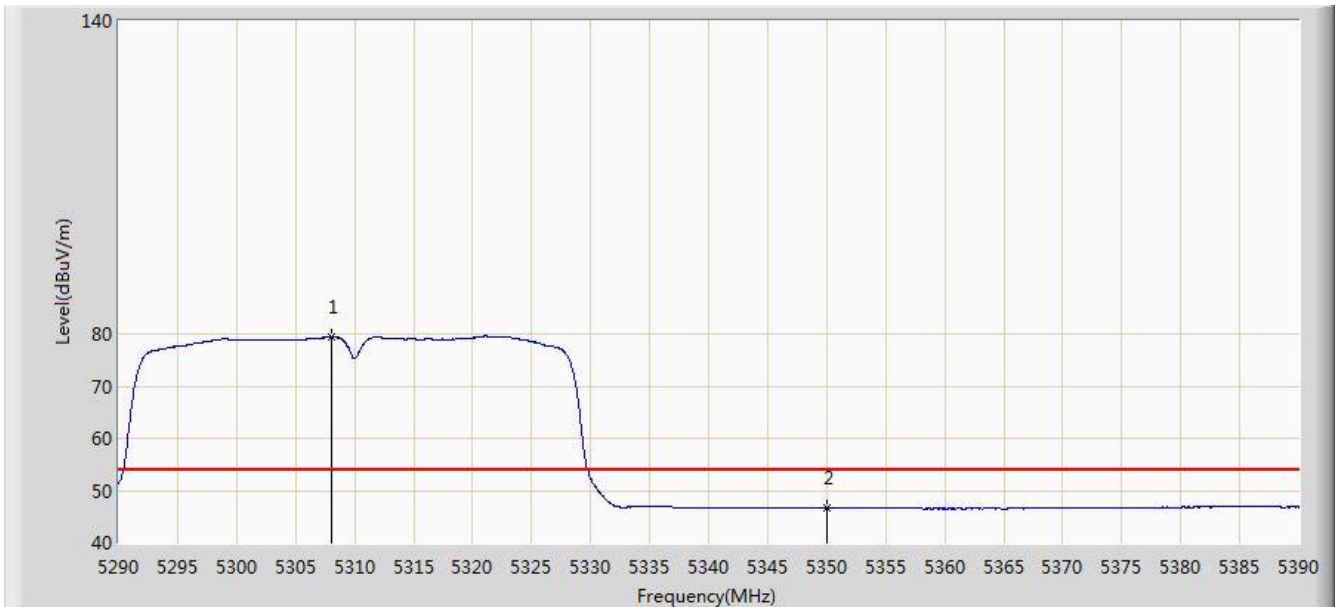


No	Flag	Mark	Frequency (MHz)	Measure Level (dBuV/m)	Reading Level (dBuV)	Margin (dB)	Limit (dBuV/m)	Factor (dB)	Type
1		*	5313.000	91.326	87.491	N/A	N/A	3.836	PK
2			5350.000	58.976	55.071	-15.024	74.000	3.904	PK
3			5358.050	61.516	57.597	-12.484	74.000	3.920	PK

Note: Measure Level (dB μ V/m) = Reading Level (dB μ V) + Factor (dB)

Factor (dB) = Cable Loss (dB) + Antenna Factor (dB/m) - Pre_Amplifier Gain (dB)

Site: AC1	Time: 2016/11/05 - 16:36
Limit: FCC_Part15.209_RE(3m)	Engineer: Kevin Ker
Probe: BBHA9120D_1GHz_18GHz	Polarity: Horizontal
EUT: Wi-Fi AP 4x4 OD ext. antenna US	Power: AC 120V/60Hz
Test Mode: Transmit by 802.11n-HT40 at Channel 5310MHz Ant 1	

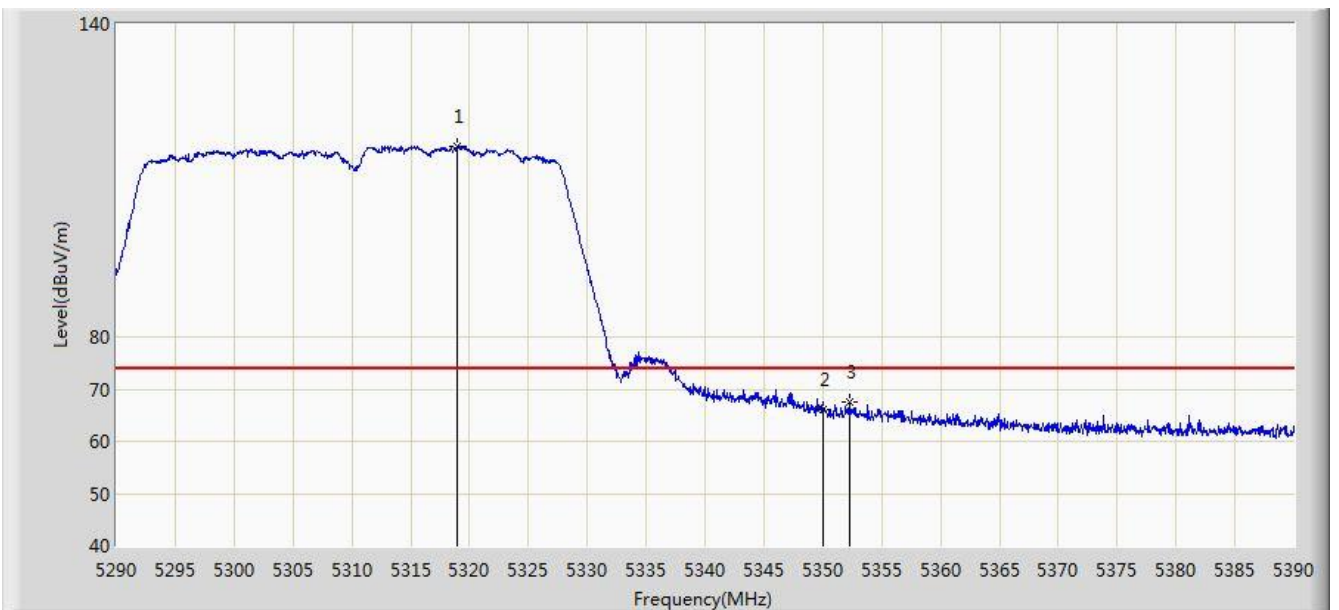


No	Flag	Mark	Frequency (MHz)	Measure Level (dBuV/m)	Reading Level (dBuV)	Margin (dB)	Limit (dBuV/m)	Factor (dB)	Type
1		*	5308.000	79.414	75.588	N/A	N/A	3.826	AV
2			5350.000	46.578	42.673	-7.422	54.000	3.904	AV

Note: Measure Level (dB μ V/m) = Reading Level (dB μ V) + Factor (dB)

Factor (dB) = Cable Loss (dB) + Antenna Factor (dB/m) - Pre_Amplifier Gain (dB)

Site: AC1	Time: 2016/11/05 - 16:34
Limit: FCC_Part15.209_RE(3m)	Engineer: Kevin Ker
Probe: BBHA9120D_1GHz_18GHz	Polarity: Vertical
EUT: Wi-Fi AP 4x4 OD ext. antenna US	Power: AC 120V/60Hz
Test Mode: Transmit by 802.11n-HT40 at Channel 5310MHz Ant 1	

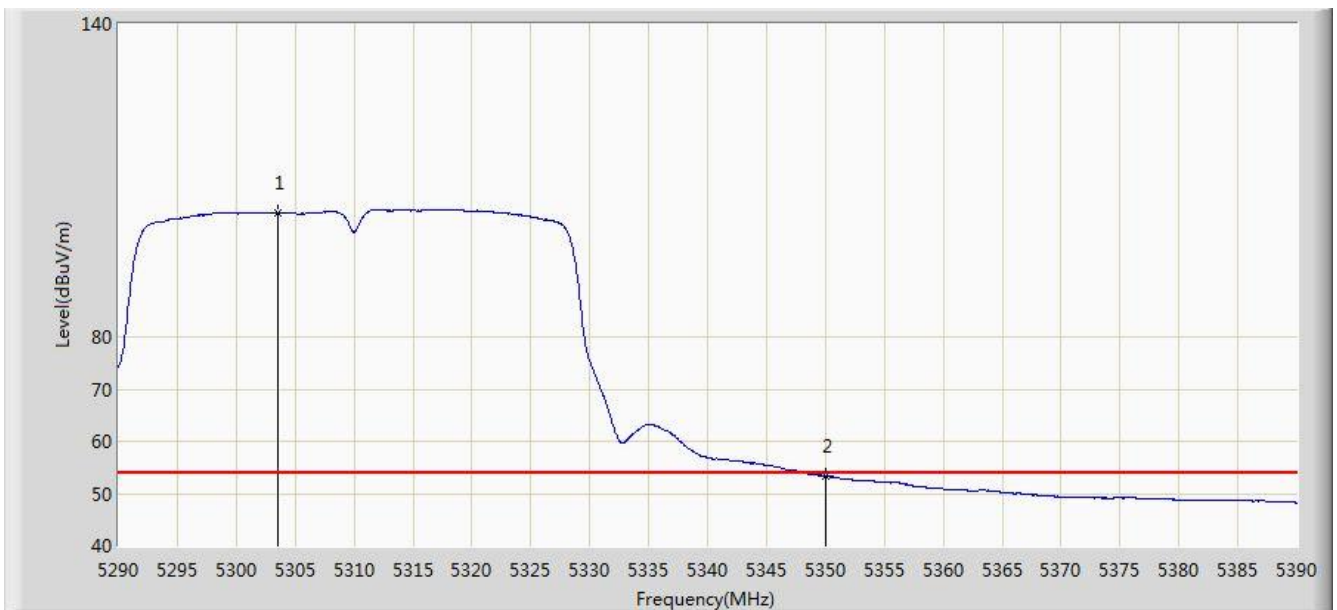


No	Flag	Mark	Frequency (MHz)	Measure Level (dBuV/m)	Reading Level (dBuV)	Margin (dB)	Limit (dBuV/m)	Factor (dB)	Type
1		*	5318.950	116.553	112.706	N/A	N/A	3.847	PK
2			5350.000	66.083	62.178	-7.917	74.000	3.904	PK
3			5352.250	67.397	63.488	-6.603	74.000	3.908	PK

Note: Measure Level (dB μ V/m) = Reading Level (dB μ V) + Factor (dB)

Factor (dB) = Cable Loss (dB) + Antenna Factor (dB/m) - Pre_Amplifier Gain (dB)

Site: AC1	Time: 2016/11/05 - 16:32
Limit: FCC_Part15.209_RE(3m)	Engineer: Kevin Ker
Probe: BBHA9120D_1GHz_18GHz	Polarity: Vertical
EUT: Wi-Fi AP 4x4 OD ext. antenna US	Power: AC 120V/60Hz
Test Mode: Transmit by 802.11n-HT40 at Channel 5310MHz Ant 1	

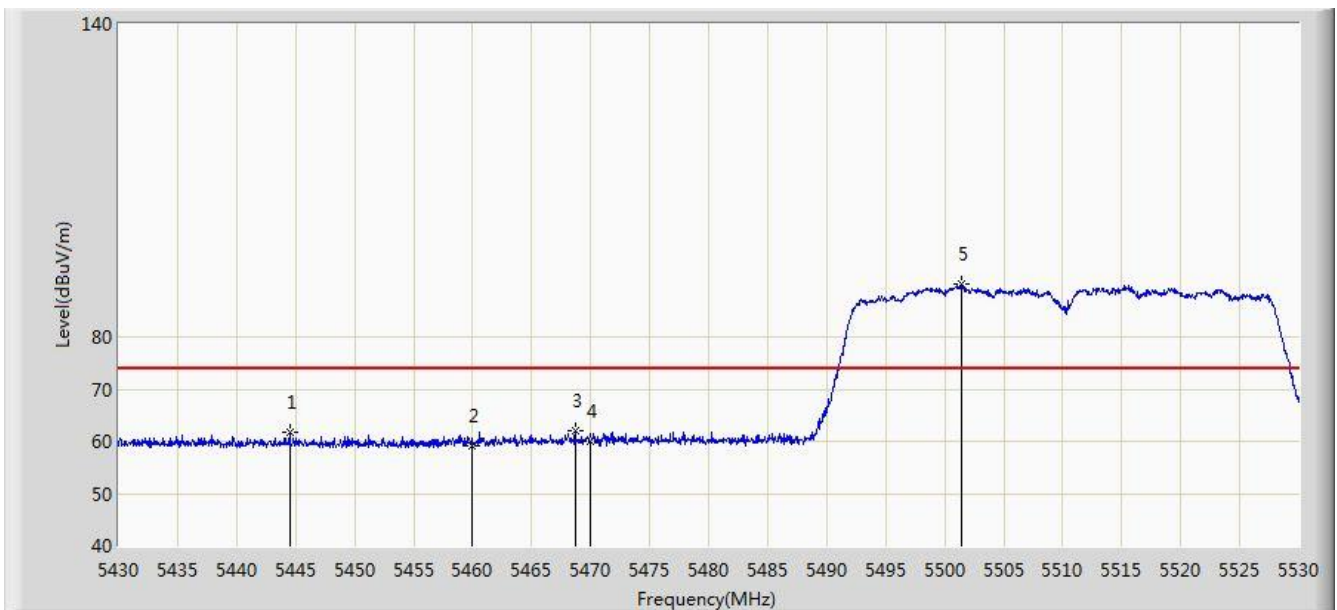


No	Flag	Mark	Frequency (MHz)	Measure Level (dBuV/m)	Reading Level (dBuV)	Margin (dB)	Limit (dBuV/m)	Factor (dB)	Type
1		*	5303.500	103.850	100.032	N/A	N/A	3.818	AV
2			5350.000	53.375	49.470	-0.625	54.000	3.904	AV

Note: Measure Level (dB μ V/m) = Reading Level (dB μ V) + Factor (dB)

Factor (dB) = Cable Loss (dB) + Antenna Factor (dB/m) - Pre_Amplifier Gain (dB)

Site: AC1	Time: 2016/11/05 - 16:42
Limit: FCC_Part15.209_RE(3m)	Engineer: Kevin Ker
Probe: BBHA9120D_1GHz_18GHz	Polarity: Horizontal
EUT: Wi-Fi AP 4x4 OD ext. antenna US	Power: AC 120V/60Hz
Test Mode: Transmit by 802.11n-HT40 at Channel 5510MHz Ant 1	

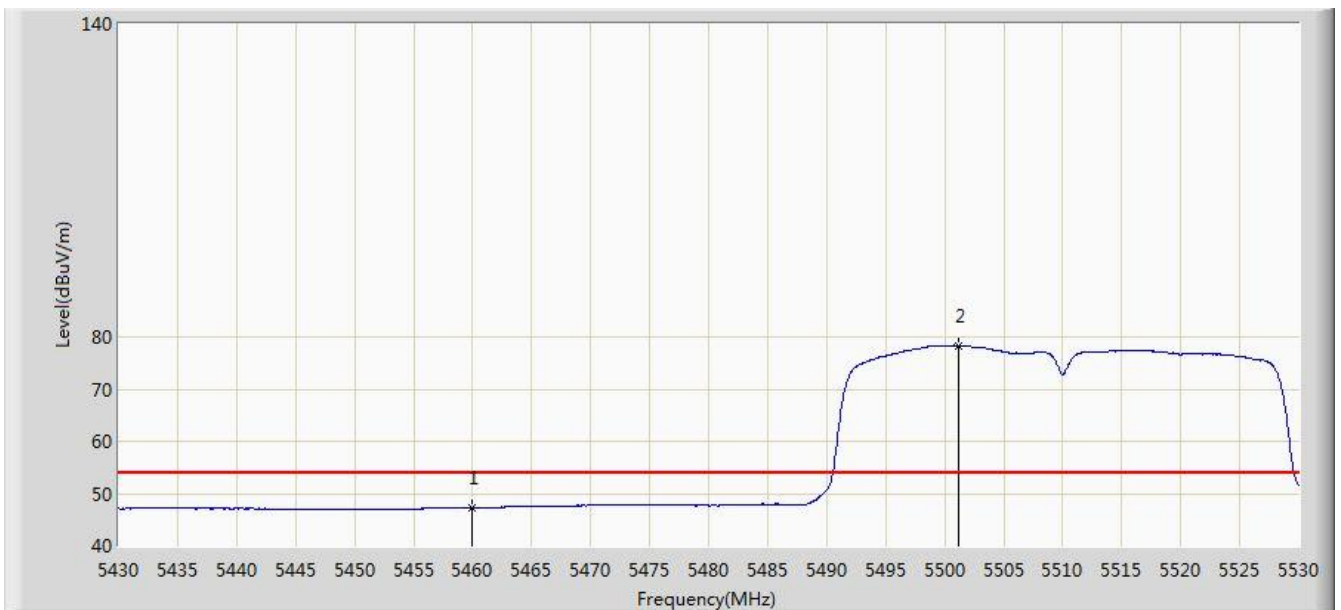


No	Flag	Mark	Frequency (MHz)	Measure Level (dBuV/m)	Reading Level (dBuV)	Margin (dB)	Limit (dBuV/m)	Factor (dB)	Type
1			5444.500	61.796	57.658	-12.204	74.000	4.137	PK
2			5460.000	59.239	55.059	-14.761	74.000	4.180	PK
3			5468.700	61.928	57.729	-12.072	74.000	4.199	PK
4			5470.000	60.003	55.801	-13.997	74.000	4.202	PK
5		*	5501.400	90.009	85.733	N/A	N/A	4.275	PK

Note: Measure Level (dB μ V/m) = Reading Level (dB μ V) + Factor (dB)

Factor (dB) = Cable Loss (dB) + Antenna Factor (dB/m) - Pre_Amplifier Gain (dB)

Site: AC1	Time: 2016/11/05 - 16:43
Limit: FCC_Part15.209_RE(3m)	Engineer: Kevin Ker
Probe: BBHA9120D_1GHz_18GHz	Polarity: Horizontal
EUT: Wi-Fi AP 4x4 OD ext. antenna US	Power: AC 120V/60Hz
Test Mode: Transmit by 802.11n-HT40 at Channel 5510MHz Ant 1	

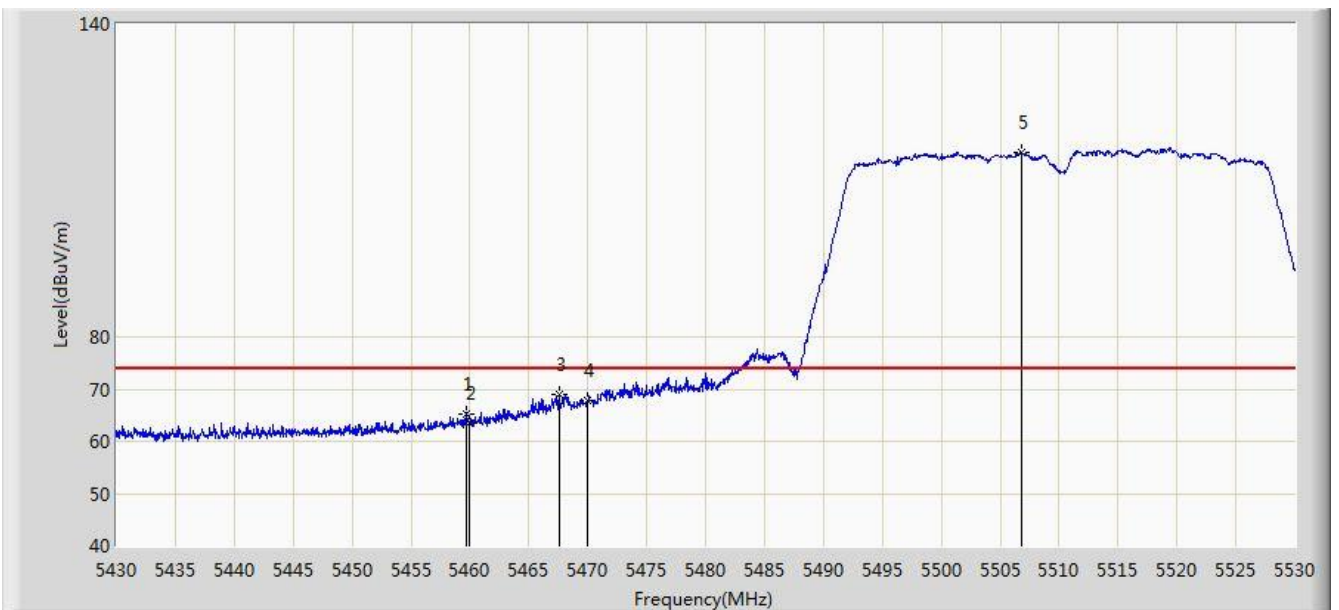


No	Flag	Mark	Frequency (MHz)	Measure Level (dBuV/m)	Reading Level (dBuV)	Margin (dB)	Limit (dBuV/m)	Factor (dB)	Type
1			5460.000	47.278	43.098	-6.722	54.000	4.180	AV
2		*	5501.200	78.357	74.081	N/A	N/A	4.275	AV

Note: Measure Level (dBuV/m) = Reading Level (dBuV) + Factor (dB)

Factor (dB) = Cable Loss (dB) + Antenna Factor (dB/m) - Pre_Amplifier Gain (dB)

Site: AC1	Time: 2016/11/05 - 16:40
Limit: FCC_Part15.209_RE(3m)	Engineer: Kevin Ker
Probe: BBHA9120D_1GHz_18GHz	Polarity: Vertical
EUT: Wi-Fi AP 4x4 OD ext. antenna US	Power: AC 120V/60Hz
Test Mode: Transmit by 802.11n-HT40 at Channel 5510MHz Ant 1	

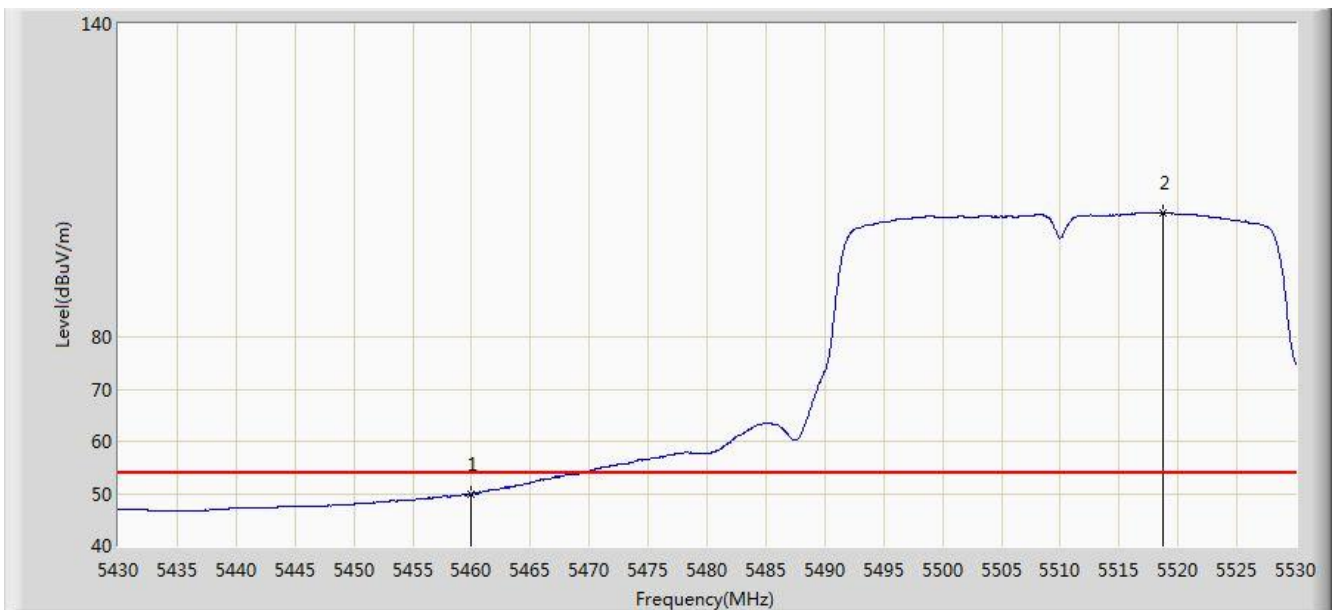


No	Flag	Mark	Frequency (MHz)	Measure Level (dBuV/m)	Reading Level (dBuV)	Margin (dB)	Limit (dBuV/m)	Factor (dB)	Type
1			5459.650	65.361	61.181	-8.639	74.000	4.180	PK
2			5460.000	63.358	59.178	-10.642	74.000	4.180	PK
3			5467.550	69.074	64.877	-4.926	74.000	4.197	PK
4			5470.000	67.950	63.748	-6.050	74.000	4.202	PK
5		*	5506.800	115.405	111.113	N/A	N/A	4.292	PK

Note: Measure Level (dB μ V/m) = Reading Level (dB μ V) + Factor (dB)

Factor (dB) = Cable Loss (dB) + Antenna Factor (dB/m) - Pre_Amplifier Gain (dB)

Site: AC1	Time: 2016/11/05 - 16:41
Limit: FCC_Part15.209_RE(3m)	Engineer: Kevin Ker
Probe: BBHA9120D_1GHz_18GHz	Polarity: Vertical
EUT: Wi-Fi AP 4x4 OD ext. antenna US	Power: AC 120V/60Hz
Test Mode: Transmit by 802.11n-HT40 at Channel 5510MHz Ant 1	

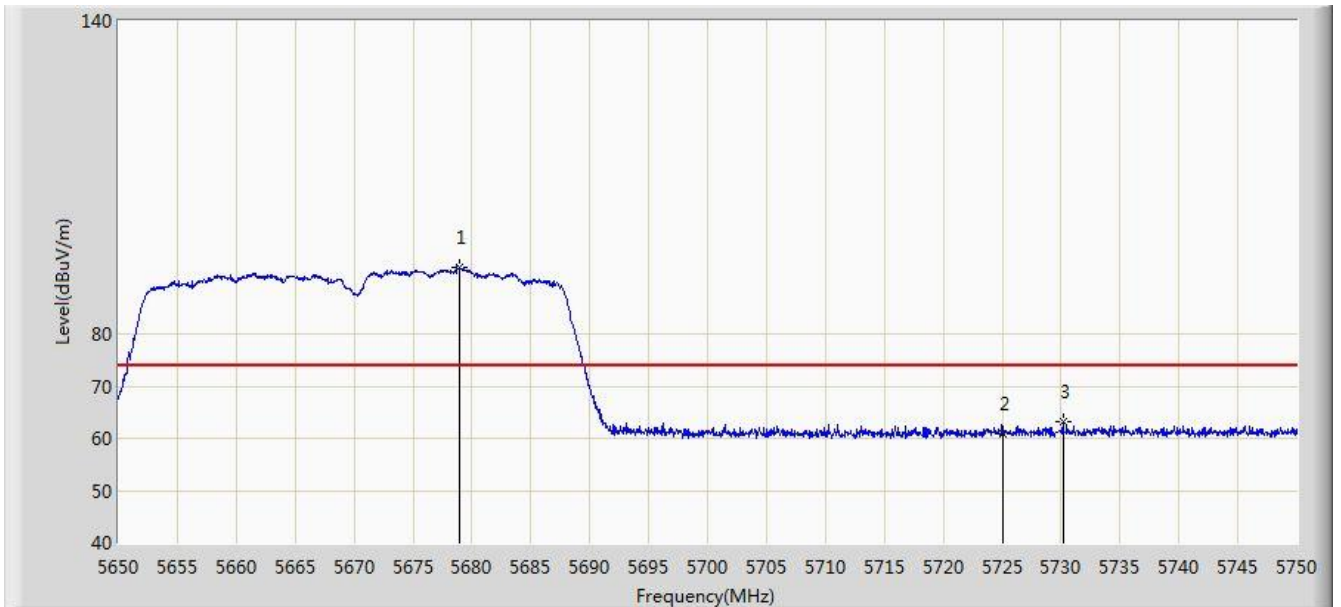


No	Flag	Mark	Frequency (MHz)	Measure Level (dBuV/m)	Reading Level (dBuV)	Margin (dB)	Limit (dBuV/m)	Factor (dB)	Type
1			5460.000	49.849	45.669	-4.151	54.000	4.180	AV
2		*	5518.750	103.837	99.510	N/A	N/A	4.328	AV

Note: Measure Level (dB μ V/m) = Reading Level (dB μ V) + Factor (dB)

Factor (dB) = Cable Loss (dB) + Antenna Factor (dB/m) - Pre_Amplifier Gain (dB)

Site: AC1	Time: 2016/11/05 - 16:49
Limit: FCC_Part15.209_RE(3m)	Engineer: Kevin Ker
Probe: BBHA9120D_1GHz_18GHz	Polarity: Horizontal
EUT: Wi-Fi AP 4x4 OD ext. antenna US	Power: AC 120V/60Hz
Test Mode: Transmit by 802.11n-HT40 at Channel 5670MHz Ant 1	

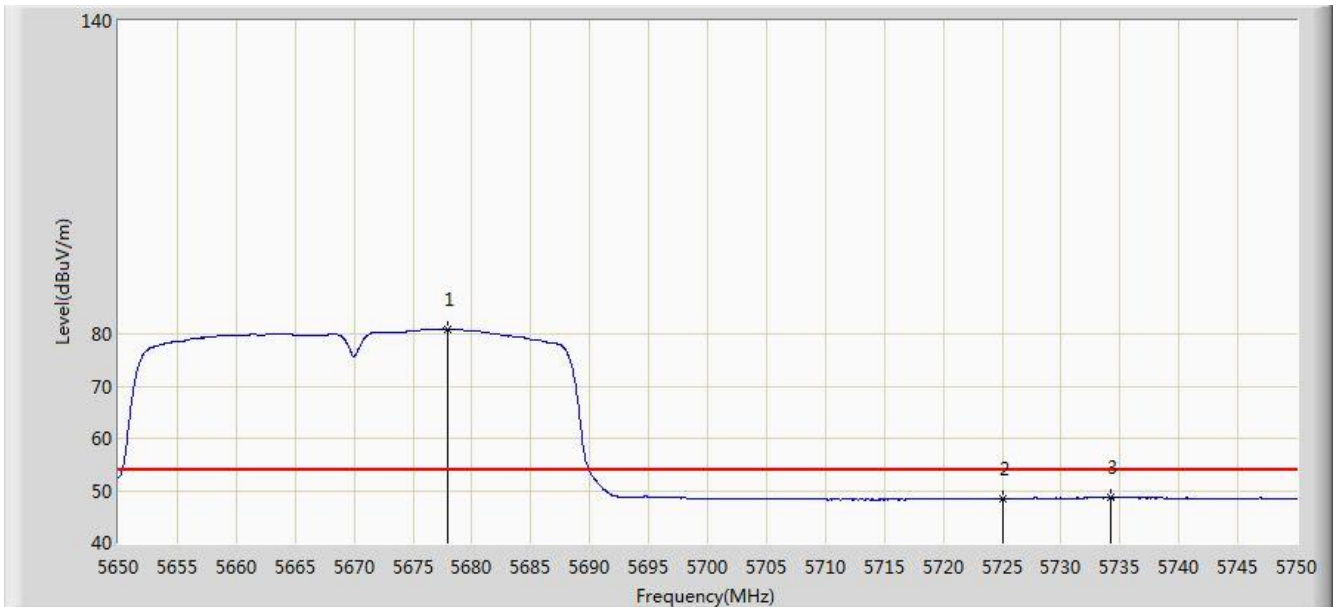


No	Flag	Mark	Frequency (MHz)	Measure Level (dBuV/m)	Reading Level (dBuV)	Margin (dB)	Limit (dBuV/m)	Factor (dB)	Type
1		*	5679.000	92.665	87.882	N/A	N/A	4.782	PK
2			5725.000	60.946	55.917	-13.054	74.000	5.029	PK
3			5730.150	63.157	58.095	-10.843	74.000	5.062	PK

Note: Measure Level (dB μ V/m) = Reading Level (dB μ V) + Factor (dB)

Factor (dB) = Cable Loss (dB) + Antenna Factor (dB/m) - Pre_Amplifier Gain (dB)

Site: AC1	Time: 2016/11/05 - 16:50
Limit: FCC_Part15.209_RE(3m)	Engineer: Kevin Ker
Probe: BBHA9120D_1GHz_18GHz	Polarity: Horizontal
EUT: Wi-Fi AP 4x4 OD ext. antenna US	Power: AC 120V/60Hz
Test Mode: Transmit by 802.11n-HT40 at Channel 5670MHz Ant 1	

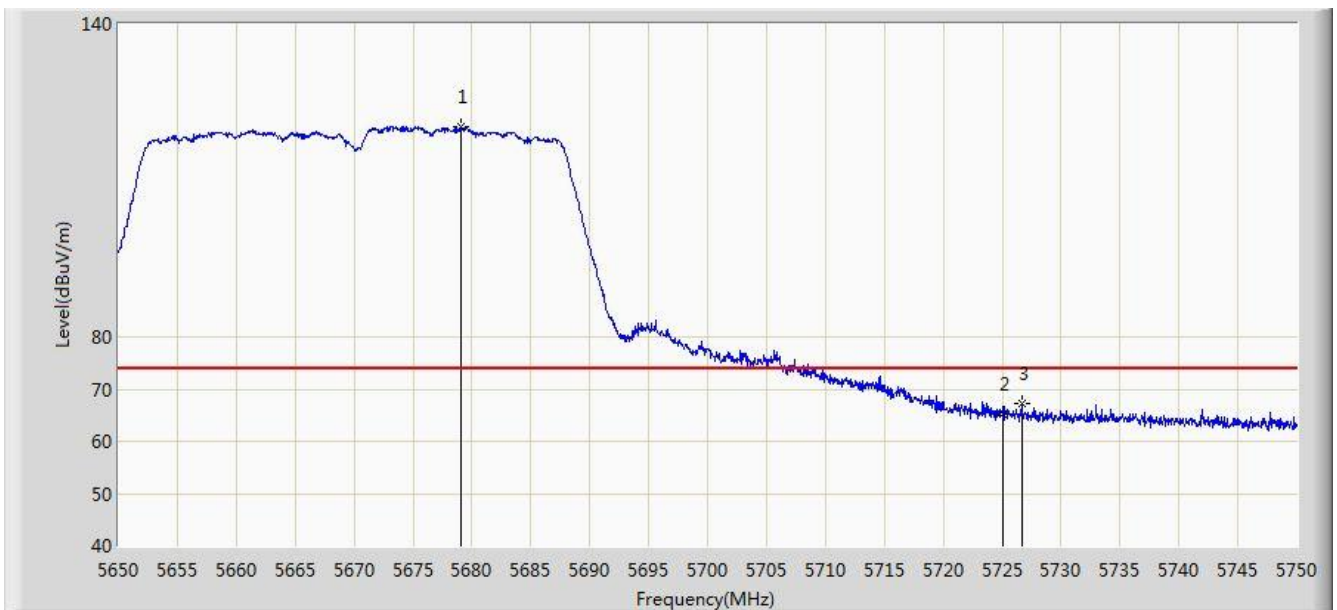


No	Flag	Mark	Frequency (MHz)	Measure Level (dBuV/m)	Reading Level (dBuV)	Margin (dB)	Limit (dBuV/m)	Factor (dB)	Type
1		*	5677.950	80.863	76.084	N/A	N/A	4.780	AV
2			5725.000	48.443	43.414	-5.557	54.000	5.029	AV
3			5734.250	48.580	43.492	-5.420	54.000	5.088	AV

Note: Measure Level (dB μ V/m) = Reading Level (dB μ V) + Factor (dB)

Factor (dB) = Cable Loss (dB) + Antenna Factor (dB/m) - Pre_Amplifier Gain (dB)

Site: AC1	Time: 2016/11/05 - 16:48
Limit: FCC_Part15.209_RE(3m)	Engineer: Kevin Ker
Probe: BBHA9120D_1GHz_18GHz	Polarity: Vertical
EUT: Wi-Fi AP 4x4 OD ext. antenna US	Power: AC 120V/60Hz
Test Mode: Transmit by 802.11n-HT40 at Channel 5670MHz Ant 1	

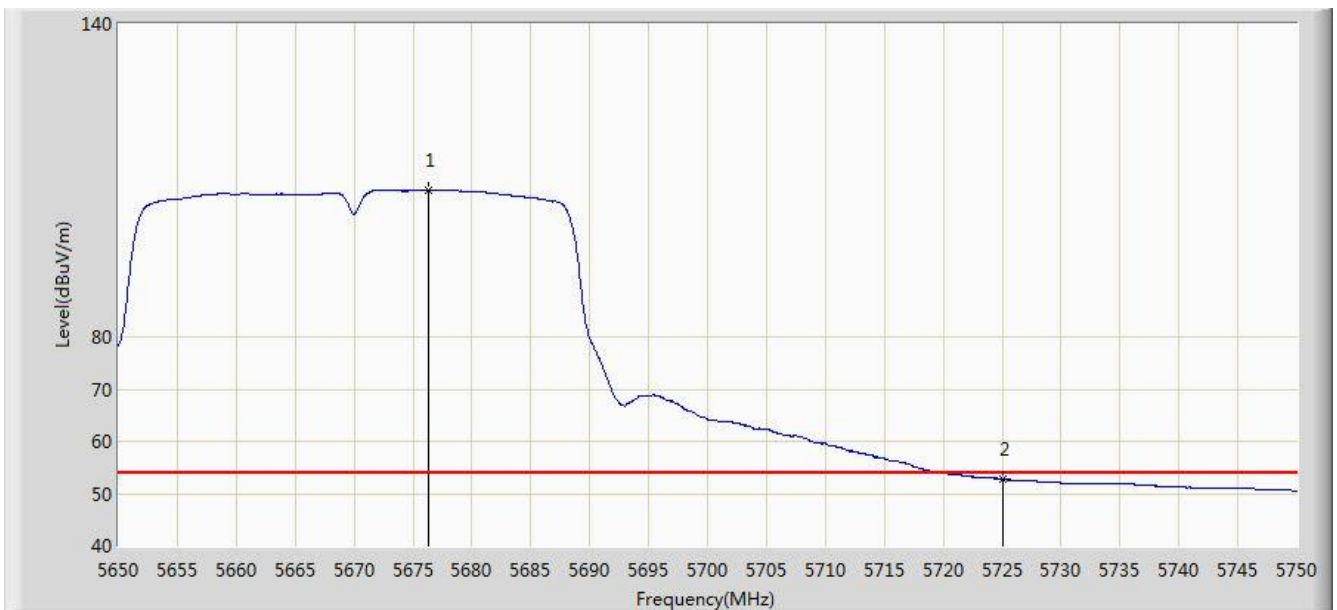


No	Flag	Mark	Frequency (MHz)	Measure Level (dBuV/m)	Reading Level (dBuV)	Margin (dB)	Limit (dBuV/m)	Factor (dB)	Type
1		*	5679.100	120.308	115.524	N/A	N/A	4.785	PK
2			5725.000	65.165	60.136	-8.835	74.000	5.029	PK
3			5726.650	67.230	62.190	-6.770	74.000	5.039	PK

Note: Measure Level (dB μ V/m) = Reading Level (dB μ V) + Factor (dB)

Factor (dB) = Cable Loss (dB) + Antenna Factor (dB/m) - Pre_Amplifier Gain (dB)

Site: AC1	Time: 2016/11/05 - 16:47
Limit: FCC_Part15.209_RE(3m)	Engineer: Kevin Ker
Probe: BBHA9120D_1GHz_18GHz	Polarity: Vertical
EUT: Wi-Fi AP 4x4 OD ext. antenna US	Power: AC 120V/60Hz
Test Mode: Transmit by 802.11n-HT40 at Channel 5670MHz Ant 1	

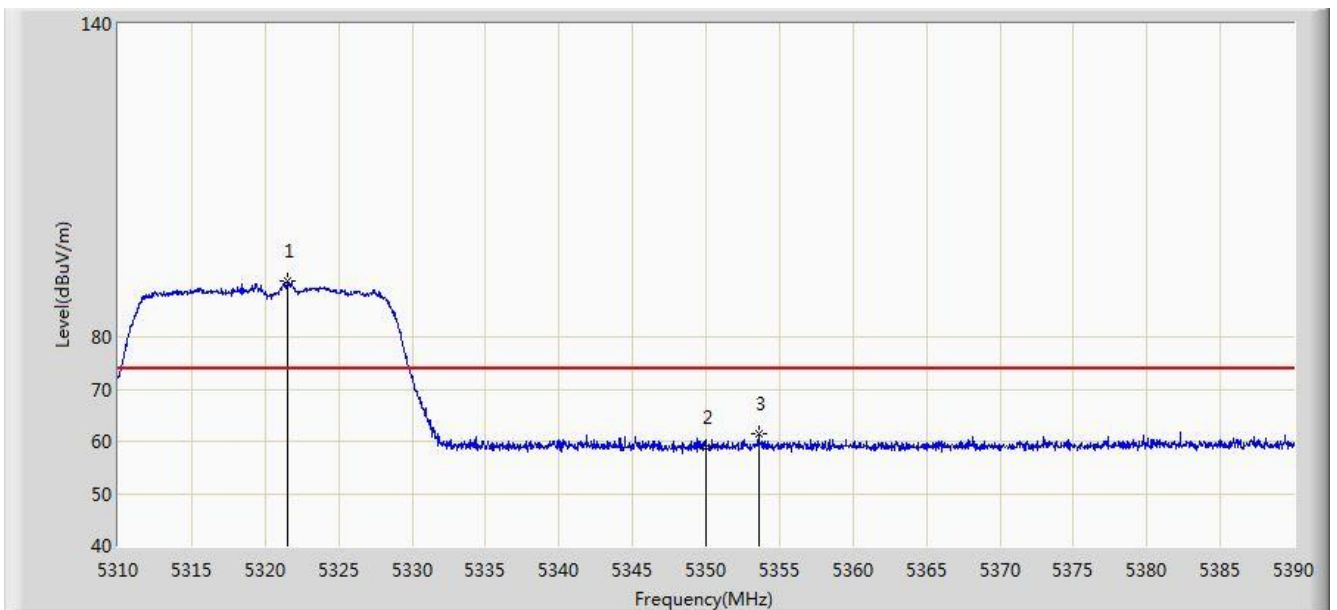


No	Flag	Mark	Frequency (MHz)	Measure Level (dBuV/m)	Reading Level (dBuV)	Margin (dB)	Limit (dBuV/m)	Factor (dB)	Type
1	X	*	5676.300	108.185	103.413	N/A	N/A	4.772	AV
2			5725.000	52.792	47.763	-1.208	54.000	5.029	AV

Note: Measure Level (dBuV/m) = Reading Level (dBuV) + Factor (dB)

Factor (dB) = Cable Loss (dB) + Antenna Factor (dB/m) - Pre_Amplifier Gain (dB)

Site: AC1	Time: 2016/11/05 - 17:06
Limit: FCC_Part15.209_RE(3m)	Engineer: Kevin Ker
Probe: BBHA9120D_1GHz_18GHz	Polarity: Horizontal
EUT: Wi-Fi AP 4x4 OD ext. antenna US	Power: AC 120V/60Hz
Test Mode: Transmit by 802.11ac-VHT20 at Channel 5320MHz Ant 1	

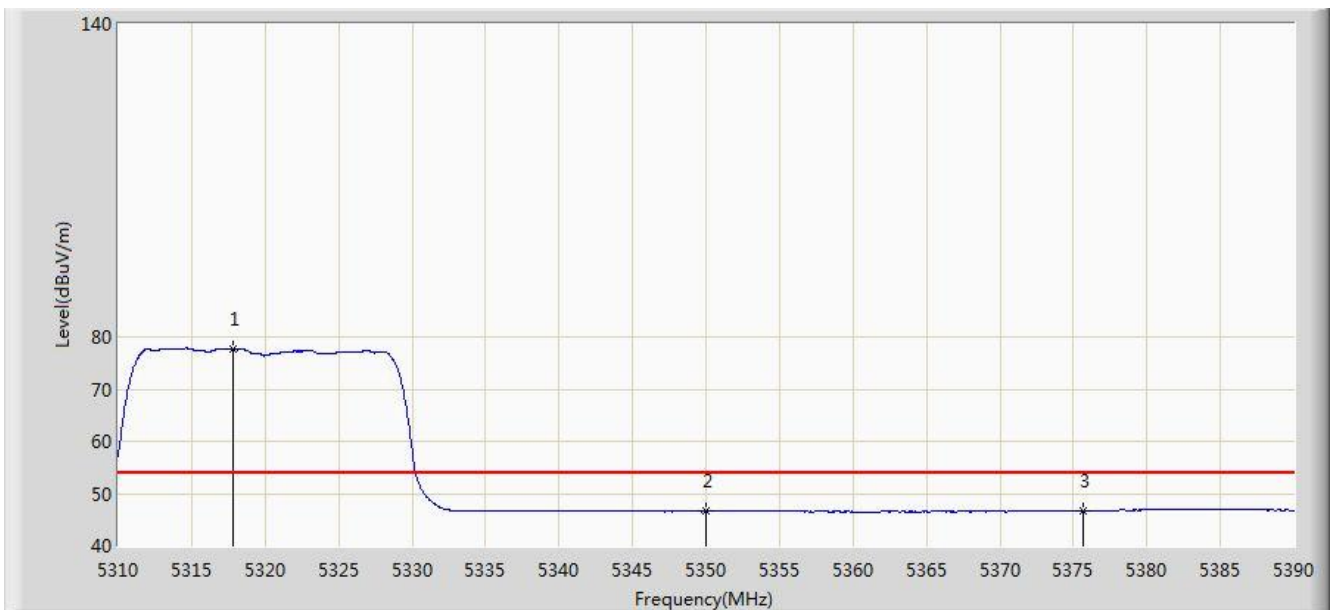


No	Flag	Mark	Frequency (MHz)	Measure Level (dBuV/m)	Reading Level (dBuV)	Margin (dB)	Limit (dBuV/m)	Factor (dB)	Type
1		*	5321.520	90.659	86.808	N/A	N/A	3.851	PK
2			5350.000	58.808	54.903	-15.192	74.000	3.904	PK
3			5353.560	61.489	57.578	-12.511	74.000	3.911	PK

Note: Measure Level (dB μ V/m) = Reading Level (dB μ V) + Factor (dB)

Factor (dB) = Cable Loss (dB) + Antenna Factor (dB/m) - Pre_Amplifier Gain (dB)

Site: AC1	Time: 2016/11/05 - 17:07
Limit: FCC_Part15.209_RE(3m)	Engineer: Kevin Ker
Probe: BBHA9120D_1GHz_18GHz	Polarity: Horizontal
EUT: Wi-Fi AP 4x4 OD ext. antenna US	Power: AC 120V/60Hz
Test Mode: Transmit by 802.11ac-VHT20 at Channel 5320MHz Ant 1	

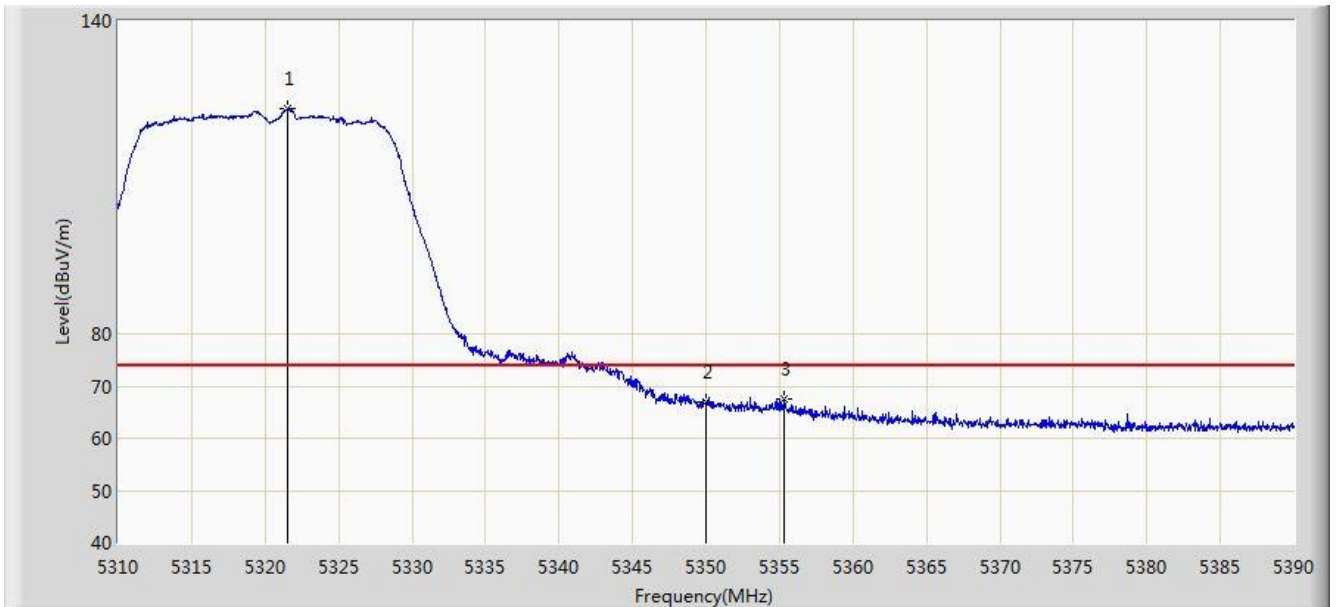


No	Flag	Mark	Frequency (MHz)	Measure Level (dBuV/m)	Reading Level (dBuV)	Margin (dB)	Limit (dBuV/m)	Factor (dB)	Type
1		*	5317.800	77.737	73.893	N/A	N/A	3.845	AV
2			5350.000	46.615	42.710	-7.385	54.000	3.904	AV
3			5375.640	46.680	42.729	-7.320	54.000	3.951	AV

Note: Measure Level (dB μ V/m) = Reading Level (dB μ V) + Factor (dB)

Factor (dB) = Cable Loss (dB) + Antenna Factor (dB/m) - Pre_Amplifier Gain (dB)

Site: AC1	Time: 2016/11/05 - 17:04
Limit: FCC_Part15.209_RE(3m)	Engineer: Kevin Ker
Probe: BBHA9120D_1GHz_18GHz	Polarity: Vertical
EUT: Wi-Fi AP 4x4 OD ext. antenna US	Power: AC 120V/60Hz
Test Mode: Transmit by 802.11ac-VHT20 at Channel 5320MHz Ant 1	

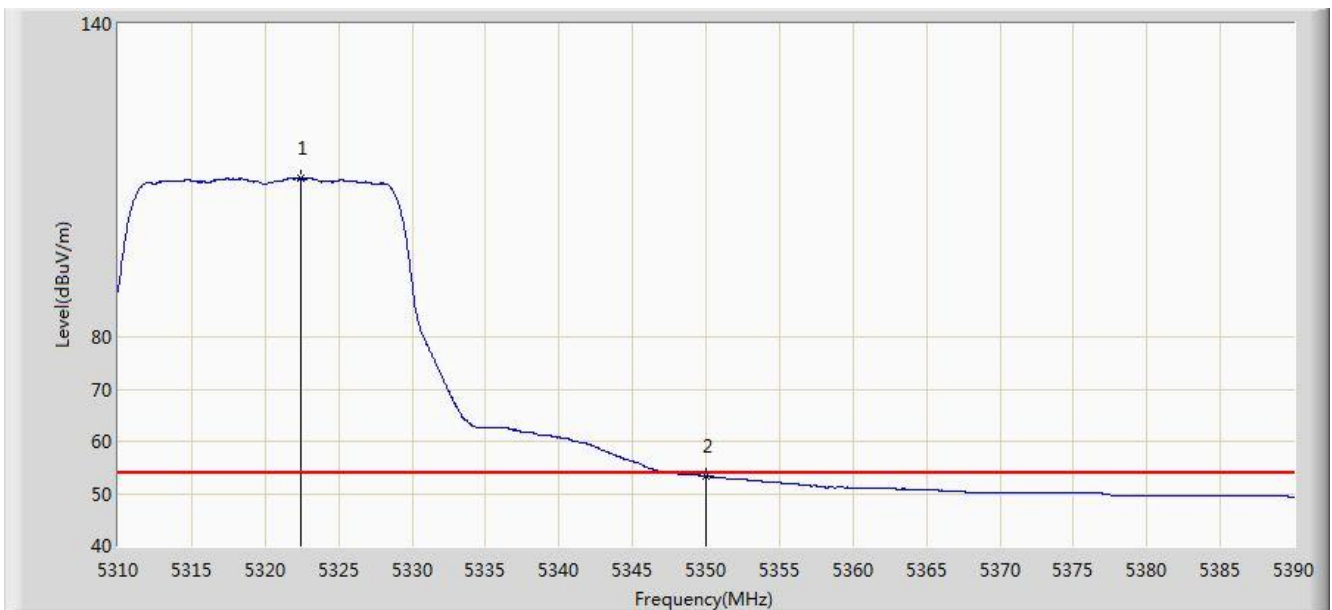


No	Flag	Mark	Frequency (MHz)	Measure Level (dBuV/m)	Reading Level (dBuV)	Margin (dB)	Limit (dBuV/m)	Factor (dB)	Type
1		*	5321.480	123.083	119.232	N/A	N/A	3.851	PK
2			5350.000	67.060	63.155	-6.940	74.000	3.904	PK
3			5355.280	67.603	63.689	-6.397	74.000	3.915	PK

Note: Measure Level (dB μ V/m) = Reading Level (dB μ V) + Factor (dB)

Factor (dB) = Cable Loss (dB) + Antenna Factor (dB/m) - Pre_Amplifier Gain (dB)

Site: AC1	Time: 2016/11/05 - 17:05
Limit: FCC_Part15.209_RE(3m)	Engineer: Kevin Ker
Probe: BBHA9120D_1GHz_18GHz	Polarity: Vertical
EUT: Wi-Fi AP 4x4 OD ext. antenna US	Power: AC 120V/60Hz
Test Mode: Transmit by 802.11ac-VHT20 at Channel 5320MHz Ant 1	

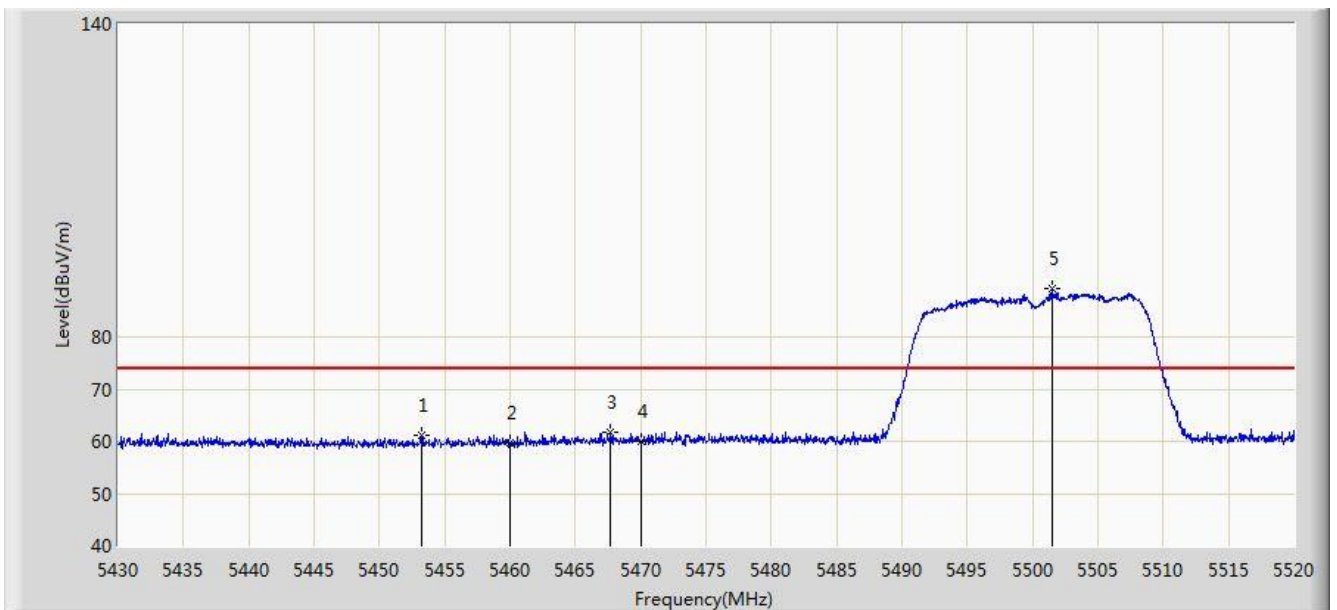


No	Flag	Mark	Frequency (MHz)	Measure Level (dBuV/m)	Reading Level (dBuV)	Margin (dB)	Limit (dBuV/m)	Factor (dB)	Type
1	X	*	5322.440	110.348	106.495	N/A	N/A	3.853	AV
2			5350.000	53.324	49.419	-0.676	54.000	3.904	AV

Note: Measure Level (dB μ V/m) = Reading Level (dB μ V) + Factor (dB)

Factor (dB) = Cable Loss (dB) + Antenna Factor (dB/m) - Pre_Amplifier Gain (dB)

Site: AC1	Time: 2016/11/05 - 17:11
Limit: FCC_Part15.209_RE(3m)	Engineer: Kevin Ker
Probe: BBHA9120D_1GHz_18GHz	Polarity: Horizontal
EUT: Wi-Fi AP 4x4 OD ext. antenna US	Power: AC 120V/60Hz
Test Mode: Transmit by 802.11ac-VHT20 at Channel 5500MHz Ant 1	

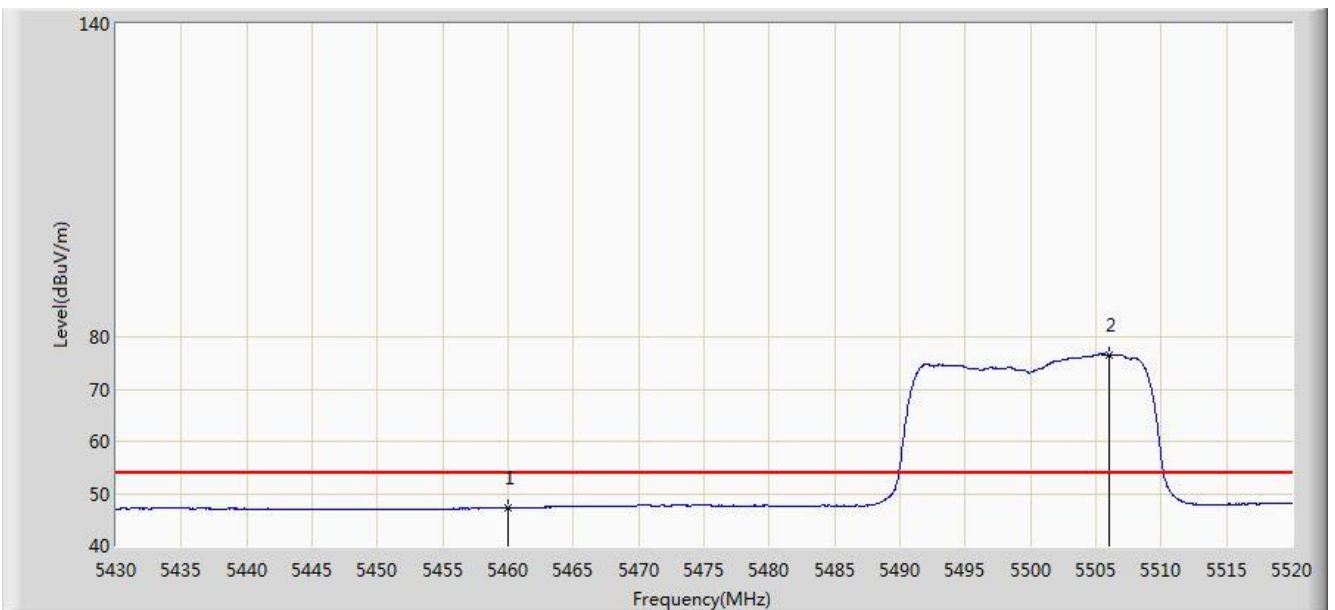


No	Flag	Mark	Frequency (MHz)	Measure Level (dBuV/m)	Reading Level (dBuV)	Margin (dB)	Limit (dBuV/m)	Factor (dB)	Type
1			5453.265	61.144	56.979	-12.856	74.000	4.164	PK
2			5460.000	59.626	55.446	-14.374	74.000	4.180	PK
3			5467.710	61.751	57.554	-12.249	74.000	4.197	PK
4			5470.000	60.080	55.878	-13.920	74.000	4.202	PK
5		*	5501.550	89.189	84.912	N/A	N/A	4.277	PK

Note: Measure Level (dB μ V/m) = Reading Level (dB μ V) + Factor (dB)

Factor (dB) = Cable Loss (dB) + Antenna Factor (dB/m) - Pre_Amplifier Gain (dB)

Site: AC1	Time: 2016/11/05 - 17:12
Limit: FCC_Part15.209_RE(3m)	Engineer: Kevin Ker
Probe: BBHA9120D_1GHz_18GHz	Polarity: Horizontal
EUT: Wi-Fi AP 4x4 OD ext. antenna US	Power: AC 120V/60Hz
Test Mode: Transmit by 802.11ac-VHT20 at Channel 5500MHz Ant 1	

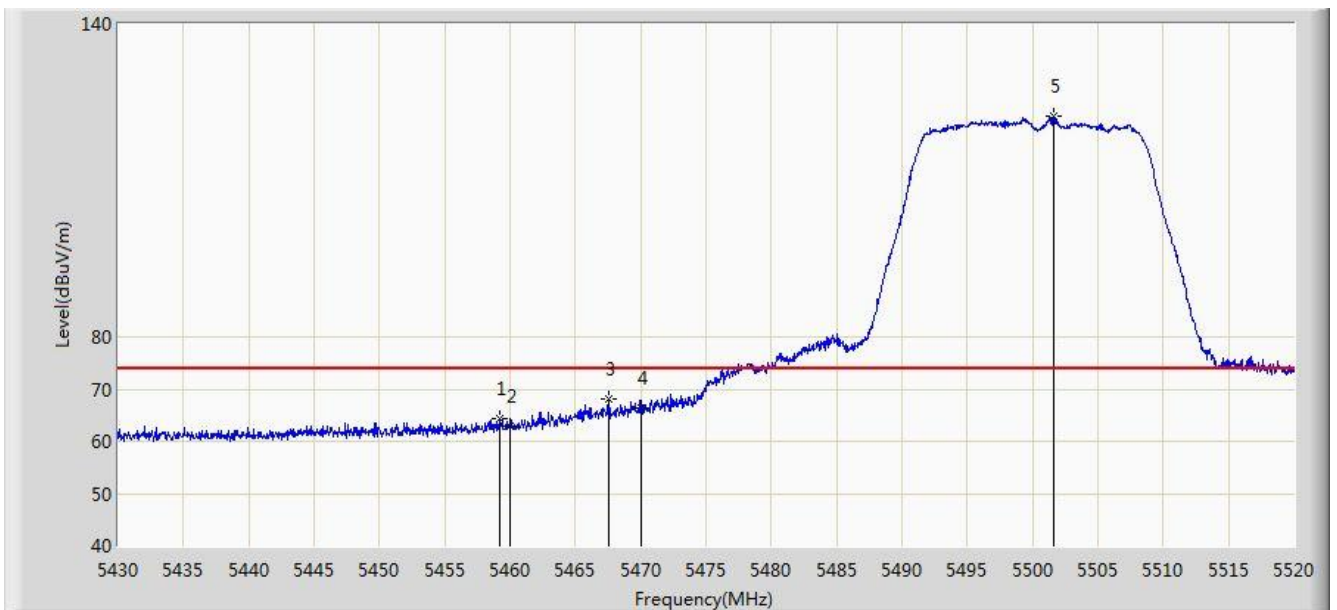


No	Flag	Mark	Frequency (MHz)	Measure Level (dBuV/m)	Reading Level (dBuV)	Margin (dB)	Limit (dBuV/m)	Factor (dB)	Type
1			5460.000	47.249	43.069	-6.751	54.000	4.180	AV
2		*	5505.960	76.523	72.234	N/A	N/A	4.289	AV

Note: Measure Level (dBuV/m) = Reading Level (dBuV) + Factor (dB)

Factor (dB) = Cable Loss (dB) + Antenna Factor (dB/m) - Pre_Amplifier Gain (dB)

Site: AC1	Time: 2016/11/05 - 17:10
Limit: FCC_Part15.209_RE(3m)	Engineer: Kevin Ker
Probe: BBHA9120D_1GHz_18GHz	Polarity: Vertical
EUT: Wi-Fi AP 4x4 OD ext. antenna US	Power: AC 120V/60Hz
Test Mode: Transmit by 802.11ac-VHT20 at Channel 5500MHz Ant 1	

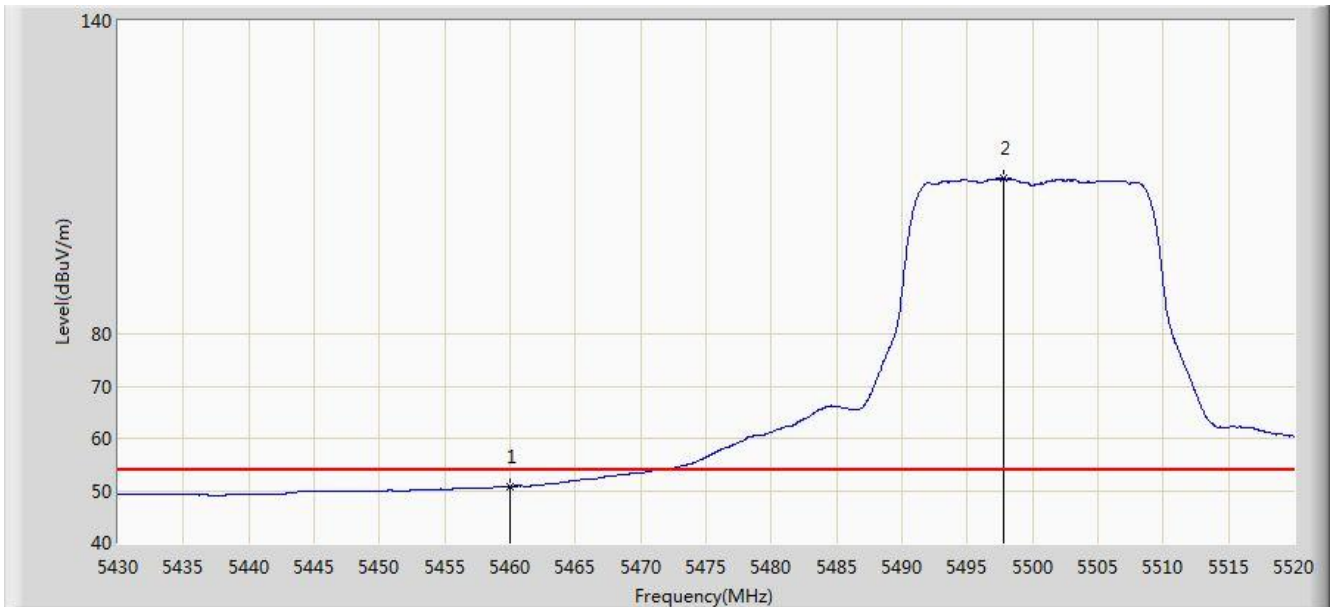


No	Flag	Mark	Frequency (MHz)	Measure Level (dBuV/m)	Reading Level (dBuV)	Margin (dB)	Limit (dBuV/m)	Factor (dB)	Type
1			5459.250	64.426	60.247	-9.574	74.000	4.178	PK
2			5460.000	62.873	58.693	-11.127	74.000	4.180	PK
3			5467.530	68.177	63.980	-5.823	74.000	4.197	PK
4			5470.000	66.477	62.275	-7.523	74.000	4.202	PK
5		*	5501.595	122.208	117.931	N/A	N/A	4.277	PK

Note: Measure Level (dB μ V/m) = Reading Level (dB μ V) + Factor (dB)

Factor (dB) = Cable Loss (dB) + Antenna Factor (dB/m) - Pre_Amplifier Gain (dB)

Site: AC1	Time: 2016/11/05 - 17:10
Limit: FCC_Part15.209_RE(3m)	Engineer: Kevin Ker
Probe: BBHA9120D_1GHz_18GHz	Polarity: Vertical
EUT: Wi-Fi AP 4x4 OD ext. antenna US	Power: AC 120V/60Hz
Test Mode: Transmit by 802.11ac-VHT20 at Channel 5500MHz Ant 1	

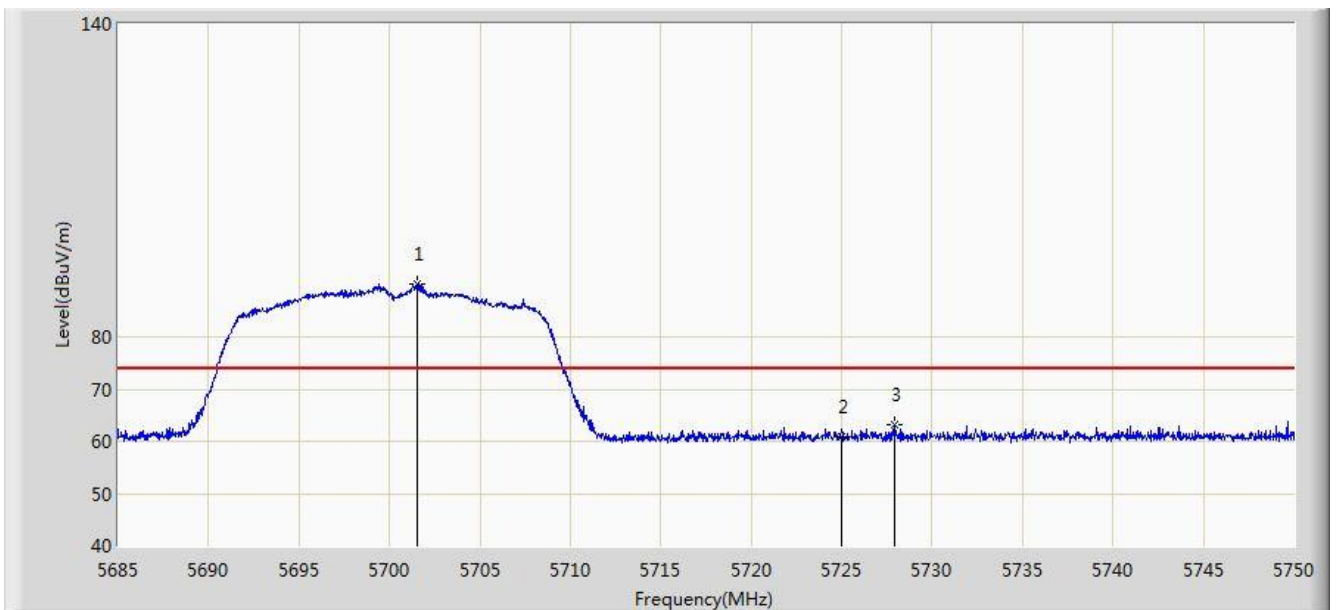


No	Flag	Mark	Frequency (MHz)	Measure Level (dBuV/m)	Reading Level (dBuV)	Margin (dB)	Limit (dBuV/m)	Factor (dB)	Type
1			5460.000	50.799	46.619	-3.201	54.000	4.180	AV
2	X	*	5497.815	109.772	105.506	N/A	N/A	4.266	AV

Note: Measure Level (dB μ V/m) = Reading Level (dB μ V) + Factor (dB)

Factor (dB) = Cable Loss (dB) + Antenna Factor (dB/m) - Pre_Amplifier Gain (dB)

Site: AC1	Time: 2016/11/05 - 17:18
Limit: FCC_Part15.209_RE(3m)	Engineer: Kevin Ker
Probe: BBHA9120D_1GHz_18GHz	Polarity: Horizontal
EUT: Wi-Fi AP 4x4 OD ext. antenna US	Power: AC 120V/60Hz
Test Mode: Transmit by 802.11ac-VHT20 at Channel 5700MHz Ant 1	

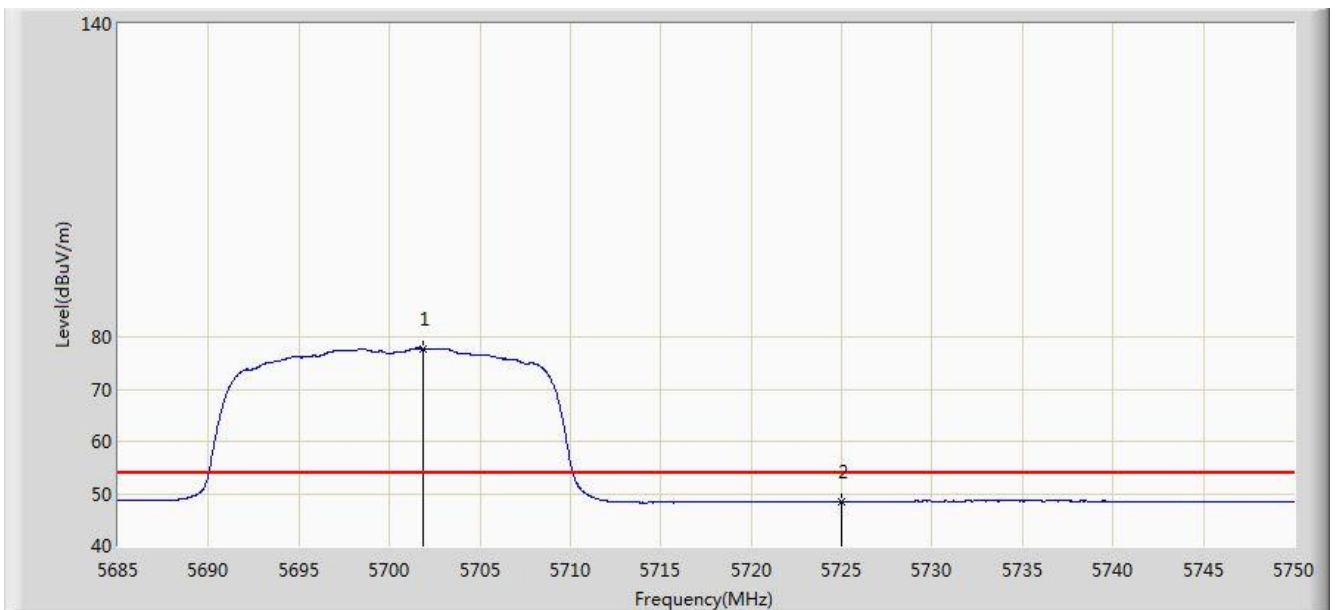


No	Flag	Mark	Frequency (MHz)	Measure Level (dBuV/m)	Reading Level (dBuV)	Margin (dB)	Limit (dBuV/m)	Factor (dB)	Type
1		*	5701.510	90.198	85.312	N/A	N/A	4.886	PK
2			5725.000	60.970	55.941	-13.030	74.000	5.029	PK
3			5727.900	63.158	58.110	-10.842	74.000	5.047	PK

Note: Measure Level (dB μ V/m) = Reading Level (dB μ V) + Factor (dB)

Factor (dB) = Cable Loss (dB) + Antenna Factor (dB/m) - Pre_Amplifier Gain (dB)

Site: AC1	Time: 2016/11/05 - 17:19
Limit: FCC_Part15.209_RE(3m)	Engineer: Kevin Ker
Probe: BBHA9120D_1GHz_18GHz	Polarity: Horizontal
EUT: Wi-Fi AP 4x4 OD ext. antenna US	Power: AC 120V/60Hz
Test Mode: Transmit by 802.11ac-VHT20 at Channel 5700MHz Ant 1	

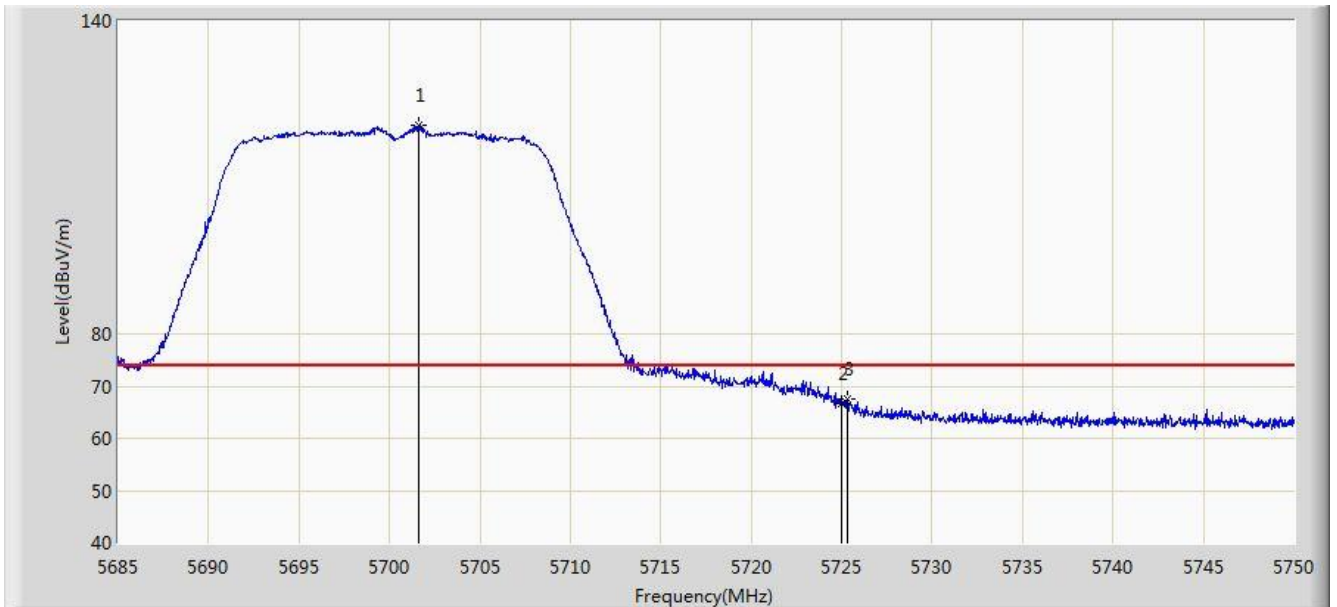


No	Flag	Mark	Frequency (MHz)	Measure Level (dBuV/m)	Reading Level (dBuV)	Margin (dB)	Limit (dBuV/m)	Factor (dB)	Type
1		*	5701.835	77.741	72.853	N/A	N/A	4.888	AV
2			5725.000	48.478	43.449	-5.522	54.000	5.029	AV

Note: Measure Level (dBuV/m) = Reading Level (dBuV) + Factor (dB)

Factor (dB) = Cable Loss (dB) + Antenna Factor (dB/m) - Pre_Amplifier Gain (dB)

Site: AC1	Time: 2016/11/05 - 17:18
Limit: FCC_Part15.209_RE(3m)	Engineer: Kevin Ker
Probe: BBHA9120D_1GHz_18GHz	Polarity: Vertical
EUT: Wi-Fi AP 4x4 OD ext. antenna US	Power: AC 120V/60Hz
Test Mode: Transmit by 802.11ac-VHT20 at Channel 5700MHz Ant 1	

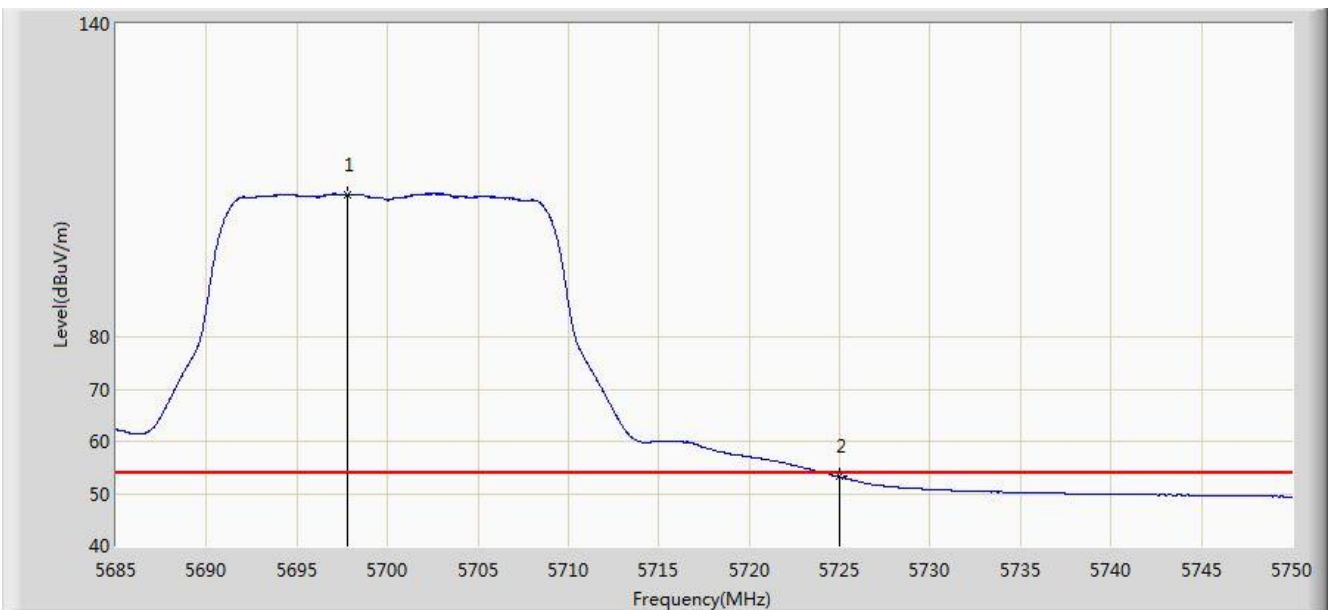


No	Flag	Mark	Frequency (MHz)	Measure Level (dBuV/m)	Reading Level (dBuV)	Margin (dB)	Limit (dBuV/m)	Factor (dB)	Type
1		*	5701.640	120.003	115.116	N/A	N/A	4.887	PK
2			5725.000	66.779	61.750	-7.221	74.000	5.029	PK
3			5725.333	67.416	62.385	-6.584	74.000	5.031	PK

Note: Measure Level (dB μ V/m) = Reading Level (dB μ V) + Factor (dB)

Factor (dB) = Cable Loss (dB) + Antenna Factor (dB/m) - Pre_Amplifier Gain (dB)

Site: AC1	Time: 2016/11/05 - 17:18
Limit: FCC_Part15.209_RE(3m)	Engineer: Kevin Ker
Probe: BBHA9120D_1GHz_18GHz	Polarity: Vertical
EUT: Wi-Fi AP 4x4 OD ext. antenna US	Power: AC 120V/60Hz
Test Mode: Transmit by 802.11ac-VHT20 at Channel 5700MHz Ant 1	

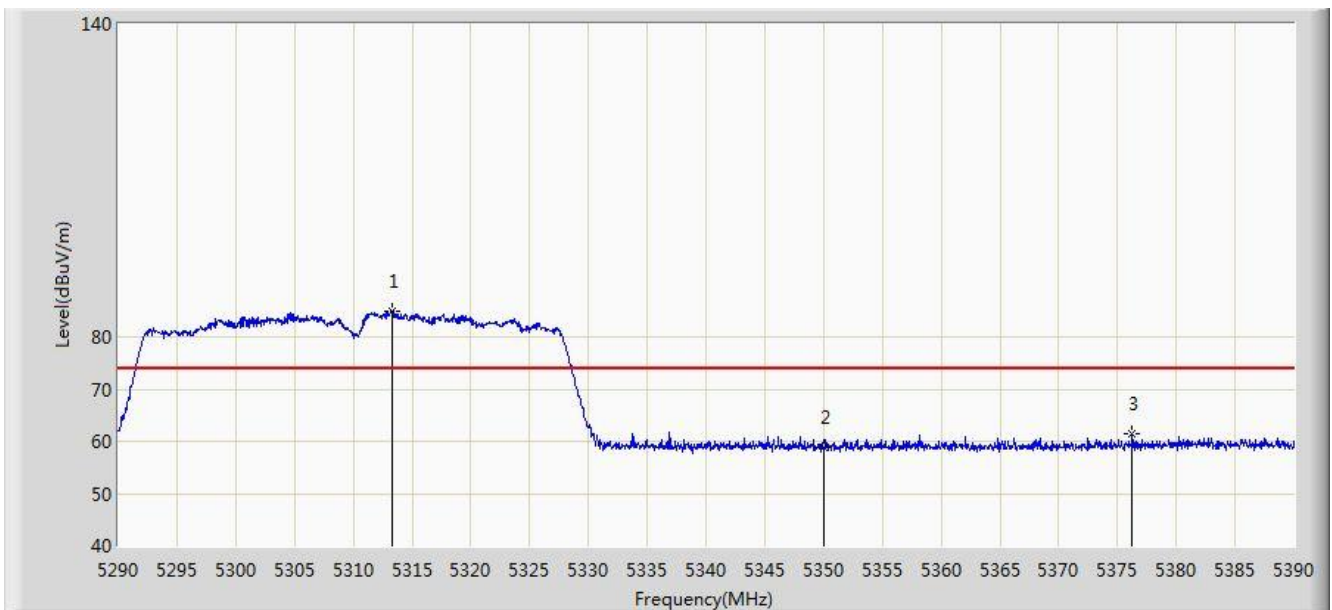


No	Flag	Mark	Frequency (MHz)	Measure Level (dBuV/m)	Reading Level (dBuV)	Margin (dB)	Limit (dBuV/m)	Factor (dB)	Type
1		*	5697.805	107.239	102.372	N/A	N/A	4.866	AV
2			5725.000	53.216	48.187	-0.784	54.000	5.029	AV

Note: Measure Level (dBuV/m) = Reading Level (dBuV) + Factor (dB)

Factor (dB) = Cable Loss (dB) + Antenna Factor (dB/m) - Pre_Amplifier Gain (dB)

Site: AC1	Time: 2016/11/05 - 17:30
Limit: FCC_Part15.209_RE(3m)	Engineer: Kevin Ker
Probe: BBHA9120D_1GHz_18GHz	Polarity: Horizontal
EUT: Wi-Fi AP 4x4 OD ext. antenna US	Power: AC 120V/60Hz
Test Mode: Transmit by 802.11ac-VHT40 at Channel 5310MHz Ant 1	

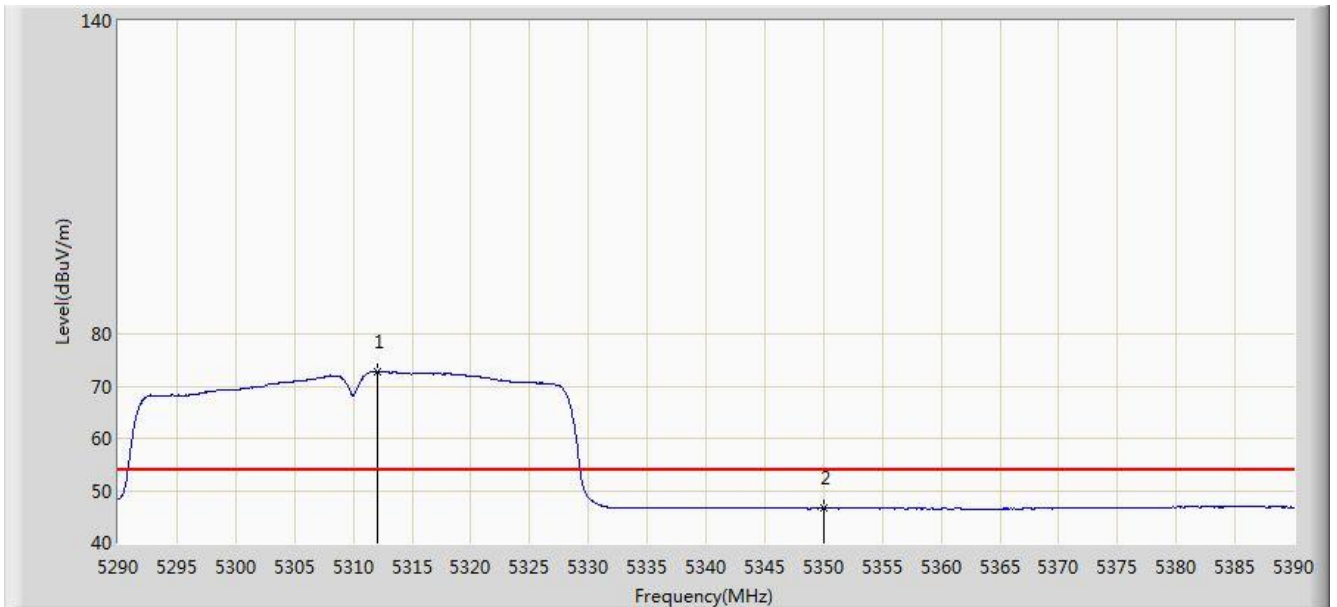


No	Flag	Mark	Frequency (MHz)	Measure Level (dBuV/m)	Reading Level (dBuV)	Margin (dB)	Limit (dBuV/m)	Factor (dB)	Type
1		*	5313.300	85.013	81.177	N/A	N/A	3.836	PK
2			5350.000	58.856	54.951	-15.144	74.000	3.904	PK
3			5376.250	61.533	57.581	-12.467	74.000	3.952	PK

Note: Measure Level (dB μ V/m) = Reading Level (dB μ V) + Factor (dB)

Factor (dB) = Cable Loss (dB) + Antenna Factor (dB/m) - Pre_Amplifier Gain (dB)

Site: AC1	Time: 2016/11/05 - 17:31
Limit: FCC_Part15.209_RE(3m)	Engineer: Kevin Ker
Probe: BBHA9120D_1GHz_18GHz	Polarity: Horizontal
EUT: Wi-Fi AP 4x4 OD ext. antenna US	Power: AC 120V/60Hz
Test Mode: Transmit by 802.11ac-VHT40 at Channel 5310MHz Ant 1	

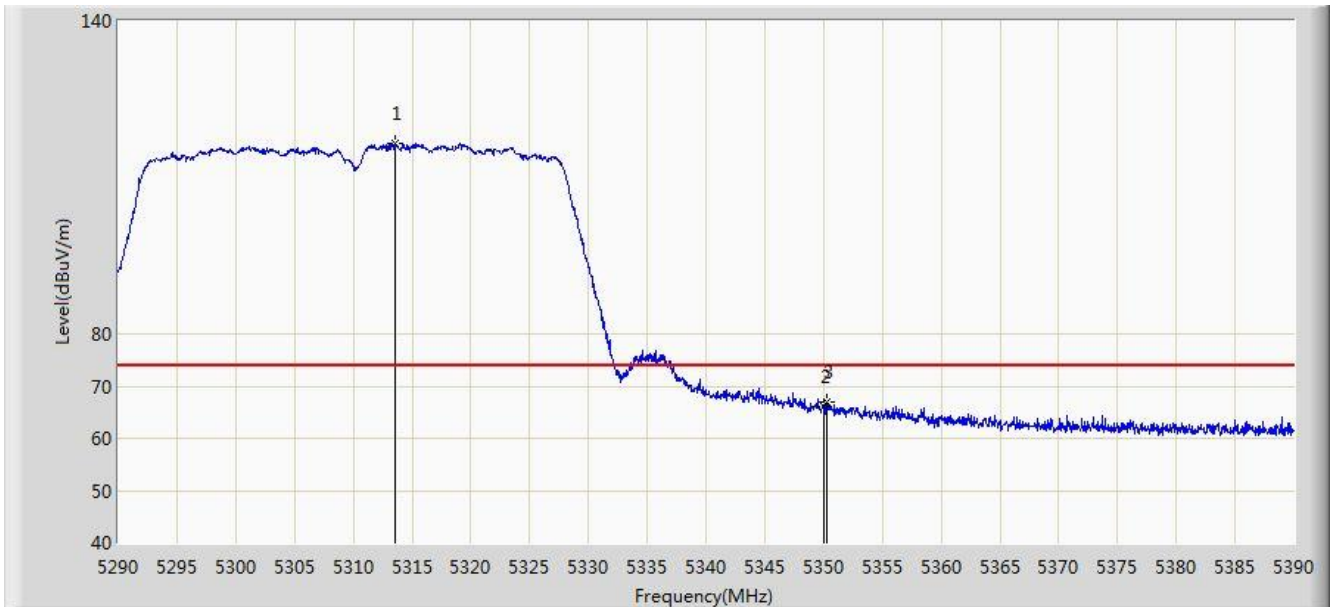


No	Flag	Mark	Frequency (MHz)	Measure Level (dBuV/m)	Reading Level (dBuV)	Margin (dB)	Limit (dBuV/m)	Factor (dB)	Type
1		*	5312.050	72.780	68.946	N/A	N/A	3.834	AV
2			5350.000	46.566	42.661	-7.434	54.000	3.904	AV

Note: Measure Level (dB μ V/m) = Reading Level (dB μ V) + Factor (dB)

Factor (dB) = Cable Loss (dB) + Antenna Factor (dB/m) - Pre_Amplifier Gain (dB)

Site: AC1	Time: 2016/11/05 - 17:30
Limit: FCC_Part15.209_RE(3m)	Engineer: Kevin Ker
Probe: BBHA9120D_1GHz_18GHz	Polarity: Vertical
EUT: Wi-Fi AP 4x4 OD ext. antenna US	Power: AC 120V/60Hz
Test Mode: Transmit by 802.11ac-VHT40 at Channel 5310MHz Ant 1	

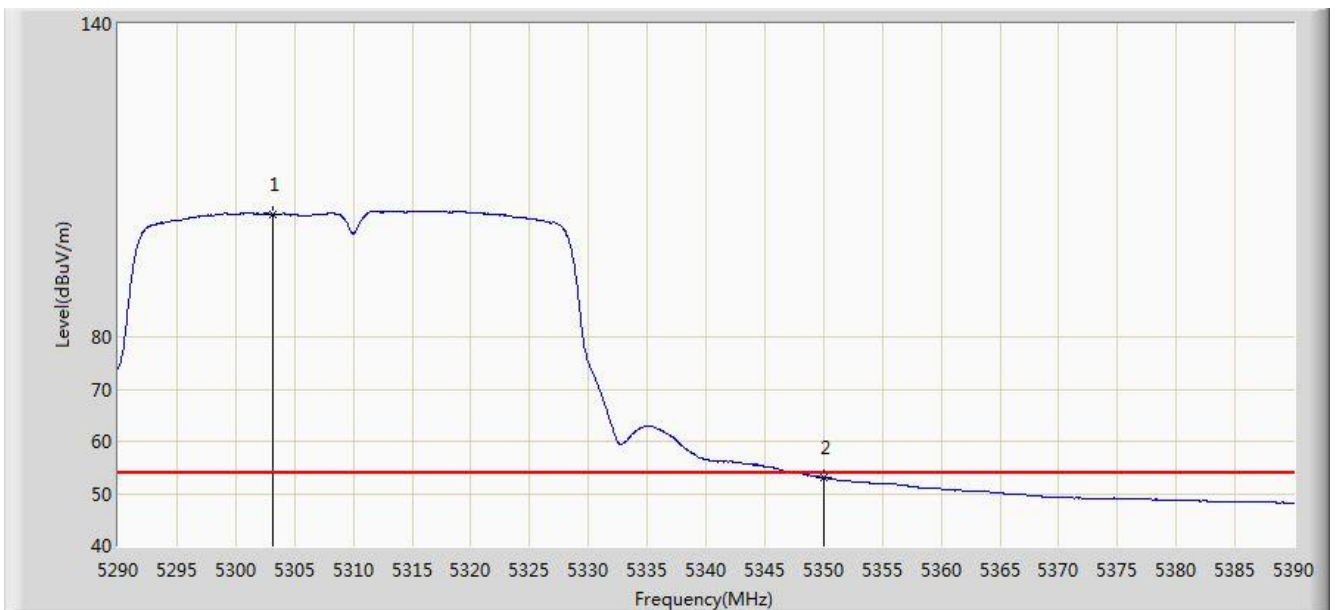


No	Flag	Mark	Frequency (MHz)	Measure Level (dBuV/m)	Reading Level (dBuV)	Margin (dB)	Limit (dBuV/m)	Factor (dB)	Type
1		*	5313.500	116.594	112.758	N/A	N/A	3.836	PK
2			5350.000	66.037	62.132	-7.963	74.000	3.904	PK
3			5350.250	66.887	62.982	-7.113	74.000	3.906	PK

Note: Measure Level (dB μ V/m) = Reading Level (dB μ V) + Factor (dB)

Factor (dB) = Cable Loss (dB) + Antenna Factor (dB/m) - Pre_Amplifier Gain (dB)

Site: AC1	Time: 2016/11/05 - 17:29
Limit: FCC_Part15.209_RE(3m)	Engineer: Kevin Ker
Probe: BBHA9120D_1GHz_18GHz	Polarity: Vertical
EUT: Wi-Fi AP 4x4 OD ext. antenna US	Power: AC 120V/60Hz
Test Mode: Transmit by 802.11ac-VHT40 at Channel 5310MHz Ant 1	

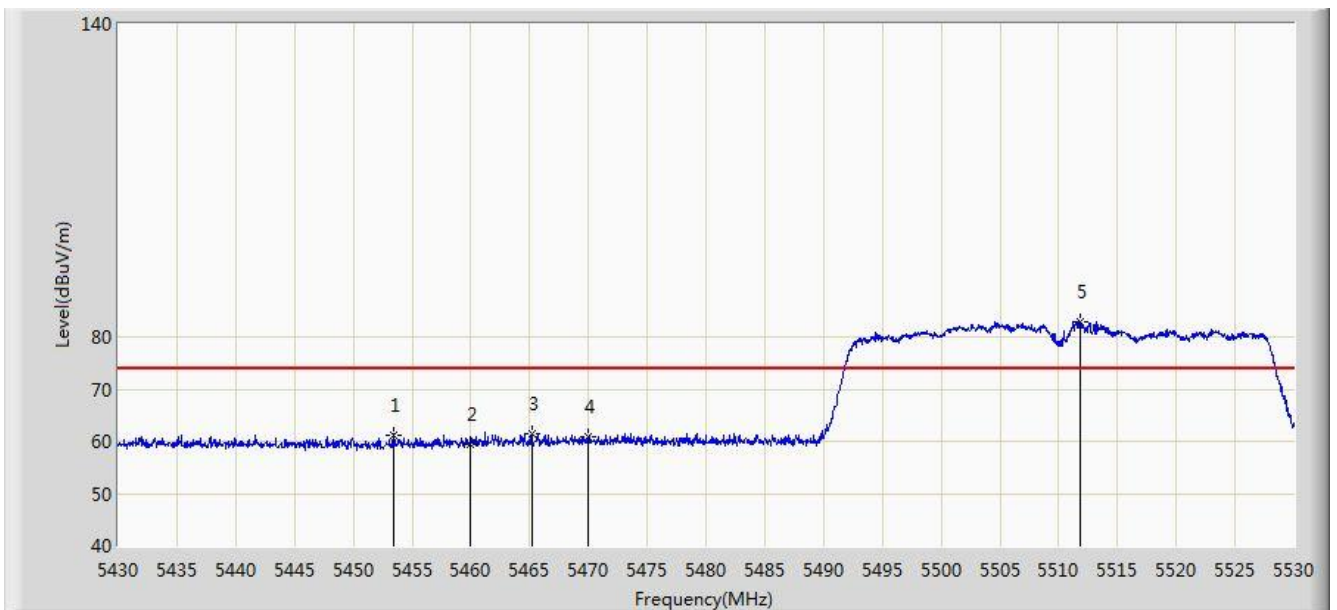


No	Flag	Mark	Frequency (MHz)	Measure Level (dBuV/m)	Reading Level (dBuV)	Margin (dB)	Limit (dBuV/m)	Factor (dB)	Type
1		*	5303.150	103.519	99.702	N/A	N/A	3.817	AV
2			5350.000	52.960	49.055	-1.040	54.000	3.904	AV

Note: Measure Level (dB μ V/m) = Reading Level (dB μ V) + Factor (dB)

Factor (dB) = Cable Loss (dB) + Antenna Factor (dB/m) - Pre_Amplifier Gain (dB)

Site: AC1	Time: 2016/11/05 - 17:36
Limit: FCC_Part15.209_RE(3m)	Engineer: Kevin Ker
Probe: BBHA9120D_1GHz_18GHz	Polarity: Horizontal
EUT: Wi-Fi AP 4x4 OD ext. antenna US	Power: AC 120V/60Hz
Test Mode: Transmit by 802.11ac-VHT40 at Channel 5510MHz Ant 1	

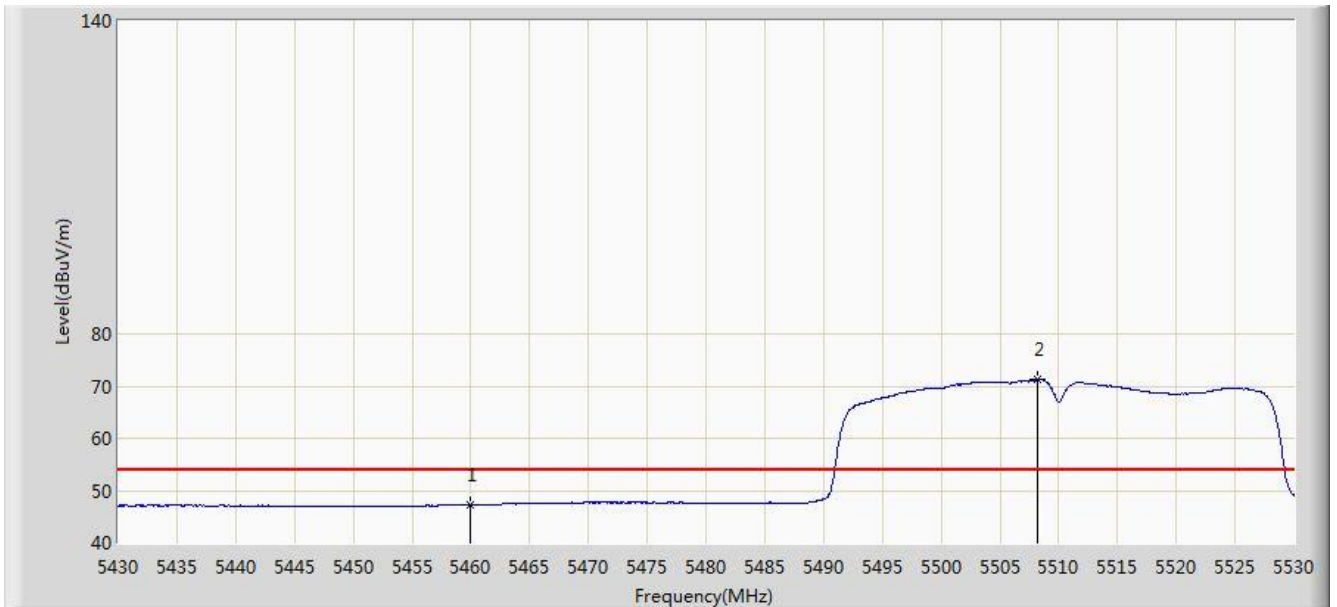


No	Flag	Mark	Frequency (MHz)	Measure Level (dBuV/m)	Reading Level (dBuV)	Margin (dB)	Limit (dBuV/m)	Factor (dB)	Type
1			5453.450	61.300	57.134	-12.700	74.000	4.166	PK
2			5460.000	59.371	55.191	-14.629	74.000	4.180	PK
3			5465.200	61.381	57.189	-12.619	74.000	4.191	PK
4			5470.000	60.879	56.677	-13.121	74.000	4.202	PK
5		*	5511.800	82.796	78.490	N/A	N/A	4.307	PK

Note: Measure Level (dB μ V/m) = Reading Level (dB μ V) + Factor (dB)

Factor (dB) = Cable Loss (dB) + Antenna Factor (dB/m) - Pre_Amplifier Gain (dB)

Site: AC1	Time: 2016/11/05 - 17:37
Limit: FCC_Part15.209_RE(3m)	Engineer: Kevin Ker
Probe: BBHA9120D_1GHz_18GHz	Polarity: Horizontal
EUT: Wi-Fi AP 4x4 OD ext. antenna US	Power: AC 120V/60Hz
Test Mode: Transmit by 802.11ac-VHT40 at Channel 5510MHz Ant 1	

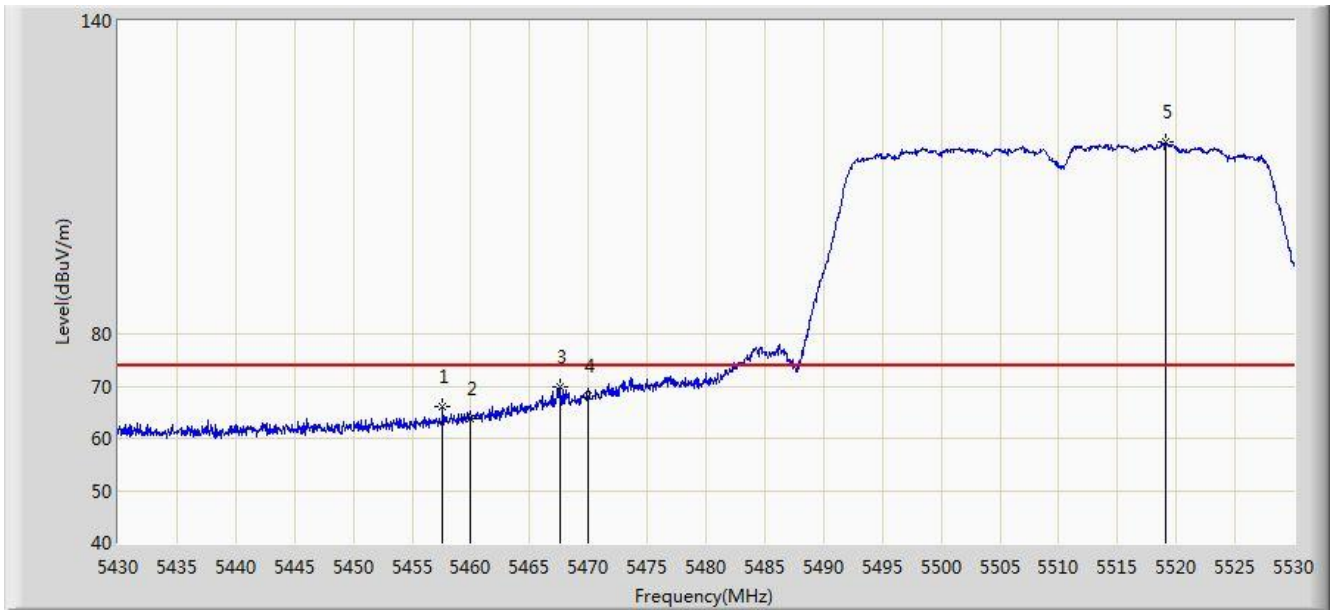


No	Flag	Mark	Frequency (MHz)	Measure Level (dBuV/m)	Reading Level (dBuV)	Margin (dB)	Limit (dBuV/m)	Factor (dB)	Type
1			5460.000	47.234	43.054	-6.766	54.000	4.180	AV
2		*	5508.150	71.235	66.939	N/A	N/A	4.296	AV

Note: Measure Level (dB μ V/m) = Reading Level (dB μ V) + Factor (dB)

Factor (dB) = Cable Loss (dB) + Antenna Factor (dB/m) - Pre_Amplifier Gain (dB)

Site: AC1	Time: 2016/11/05 - 17:35
Limit: FCC_Part15.209_RE(3m)	Engineer: Kevin Ker
Probe: BBHA9120D_1GHz_18GHz	Polarity: Vertical
EUT: Wi-Fi AP 4x4 OD ext. antenna US	Power: AC 120V/60Hz
Test Mode: Transmit by 802.11ac-VHT40 at Channel 5510MHz Ant 1	

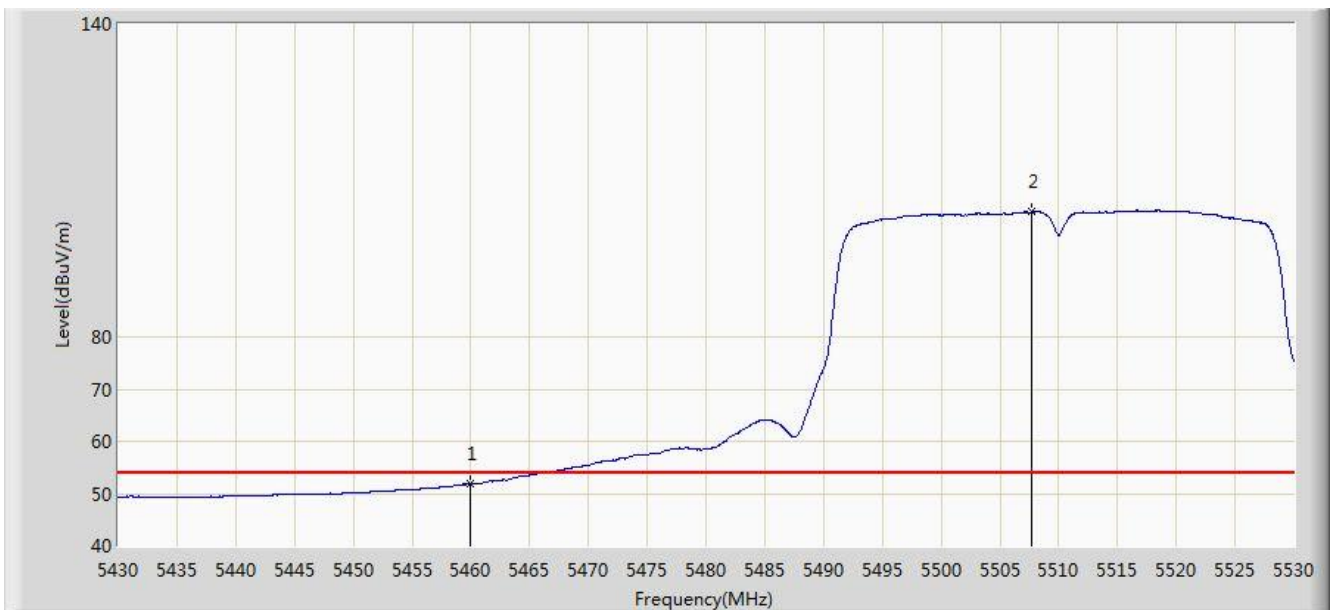


No	Flag	Mark	Frequency (MHz)	Measure Level (dBuV/m)	Reading Level (dBuV)	Margin (dB)	Limit (dBuV/m)	Factor (dB)	Type
1			5457.600	65.945	61.770	-8.055	74.000	4.176	PK
2			5460.000	63.683	59.503	-10.317	74.000	4.180	PK
3			5467.550	69.786	65.589	-4.214	74.000	4.197	PK
4			5470.000	68.044	63.842	-5.956	74.000	4.202	PK
5		*	5519.050	116.725	112.397	N/A	N/A	4.328	PK

Note: Measure Level (dB μ V/m) = Reading Level (dB μ V) + Factor (dB)

Factor (dB) = Cable Loss (dB) + Antenna Factor (dB/m) - Pre_Amplifier Gain (dB)

Site: AC1	Time: 2016/11/05 - 17:36
Limit: FCC_Part15.209_RE(3m)	Engineer: Kevin Ker
Probe: BBHA9120D_1GHz_18GHz	Polarity: Vertical
EUT: Wi-Fi AP 4x4 OD ext. antenna US	Power: AC 120V/60Hz
Test Mode: Transmit by 802.11ac-VHT40 at Channel 5510MHz Ant 1	

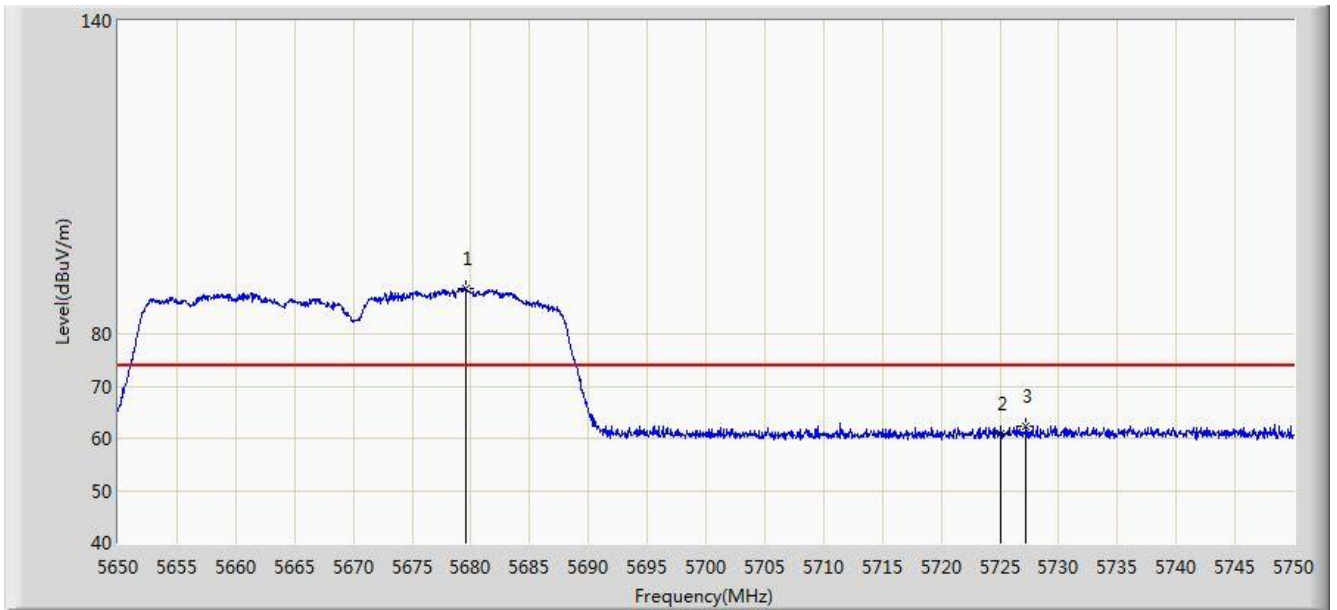


No	Flag	Mark	Frequency (MHz)	Measure Level (dBuV/m)	Reading Level (dBuV)	Margin (dB)	Limit (dBuV/m)	Factor (dB)	Type
1			5460.000	51.842	47.662	-2.158	54.000	4.180	AV
2		*	5507.700	103.920	99.625	N/A	N/A	4.295	AV

Note: Measure Level (dB μ V/m) = Reading Level (dB μ V) + Factor (dB)

Factor (dB) = Cable Loss (dB) + Antenna Factor (dB/m) - Pre_Amplifier Gain (dB)

Site: AC1	Time: 2016/11/05 - 17:41
Limit: FCC_Part15.209_RE(3m)	Engineer: Kevin Ker
Probe: BBHA9120D_1GHz_18GHz	Polarity: Horizontal
EUT: Wi-Fi AP 4x4 OD ext. antenna US	Power: AC 120V/60Hz
Test Mode: Transmit by 802.11ac-VHT40 at Channel 5670MHz Ant 1	

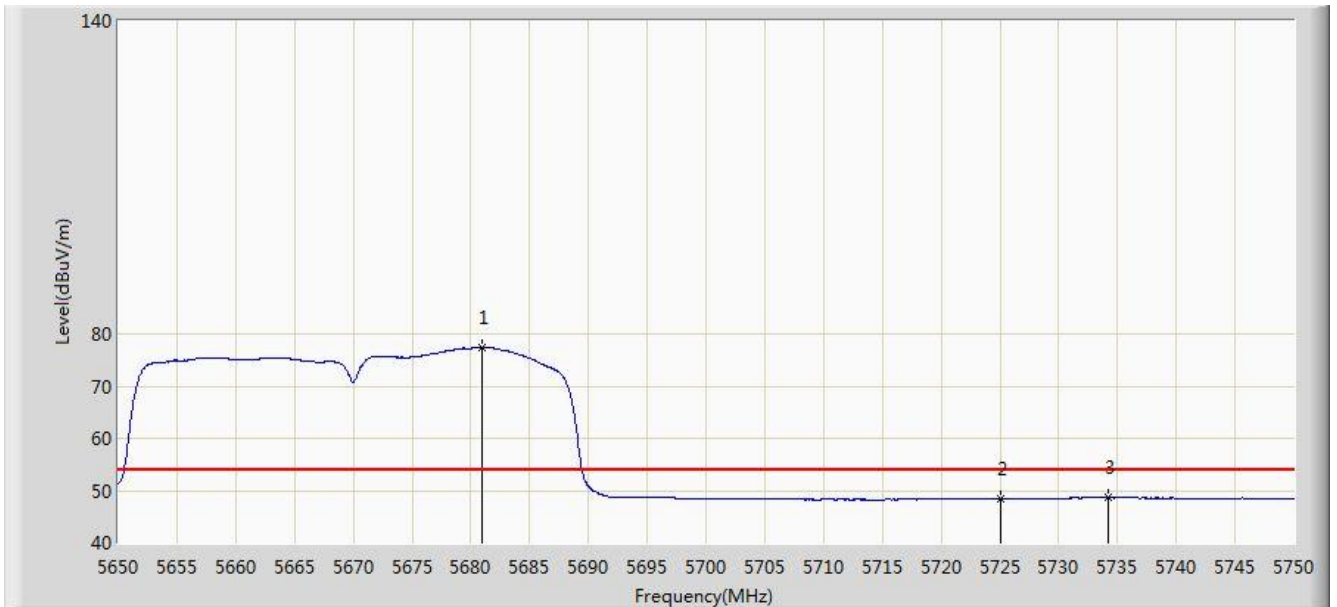


No	Flag	Mark	Frequency (MHz)	Measure Level (dBuV/m)	Reading Level (dBuV)	Margin (dB)	Limit (dBuV/m)	Factor (dB)	Type
1		*	5679.600	88.646	83.860	N/A	N/A	4.785	PK
2			5725.000	60.766	55.737	-13.234	74.000	5.029	PK
3			5727.250	62.454	57.411	-11.546	74.000	5.044	PK

Note: Measure Level (dB μ V/m) = Reading Level (dB μ V) + Factor (dB)

Factor (dB) = Cable Loss (dB) + Antenna Factor (dB/m) - Pre_Amplifier Gain (dB)

Site: AC1	Time: 2016/11/05 - 17:42
Limit: FCC_Part15.209_RE(3m)	Engineer: Kevin Ker
Probe: BBHA9120D_1GHz_18GHz	Polarity: Horizontal
EUT: Wi-Fi AP 4x4 OD ext. antenna US	Power: AC 120V/60Hz
Test Mode: Transmit by 802.11ac-VHT40 at Channel 5670MHz Ant 1	

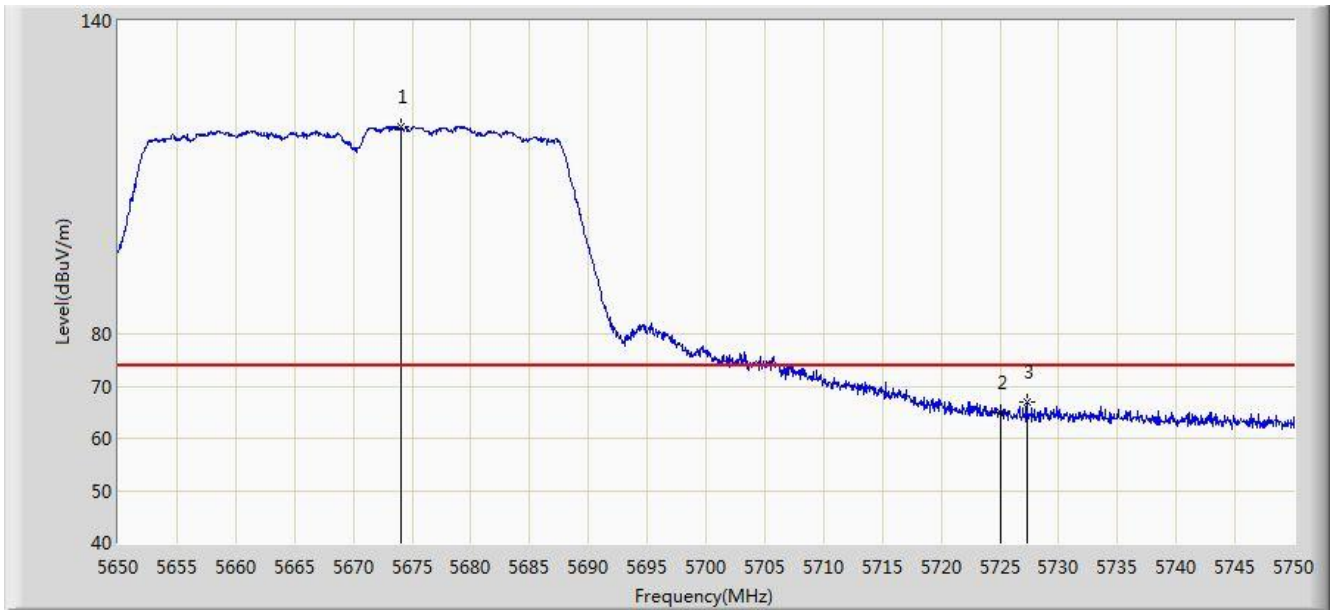


No	Flag	Mark	Frequency (MHz)	Measure Level (dBuV/m)	Reading Level (dBuV)	Margin (dB)	Limit (dBuV/m)	Factor (dB)	Type
1		*	5680.900	77.441	72.650	N/A	N/A	4.790	AV
2			5725.000	48.430	43.401	-5.570	54.000	5.029	AV
3			5734.250	48.589	43.501	-5.411	54.000	5.088	AV

Note: Measure Level (dB μ V/m) = Reading Level (dB μ V) + Factor (dB)

Factor (dB) = Cable Loss (dB) + Antenna Factor (dB/m) - Pre_Amplifier Gain (dB)

Site: AC1	Time: 2016/11/05 - 17:41
Limit: FCC_Part15.209_RE(3m)	Engineer: Kevin Ker
Probe: BBHA9120D_1GHz_18GHz	Polarity: Vertical
EUT: Wi-Fi AP 4x4 OD ext. antenna US	Power: AC 120V/60Hz
Test Mode: Transmit by 802.11ac-VHT40 at Channel 5670MHz Ant 1	

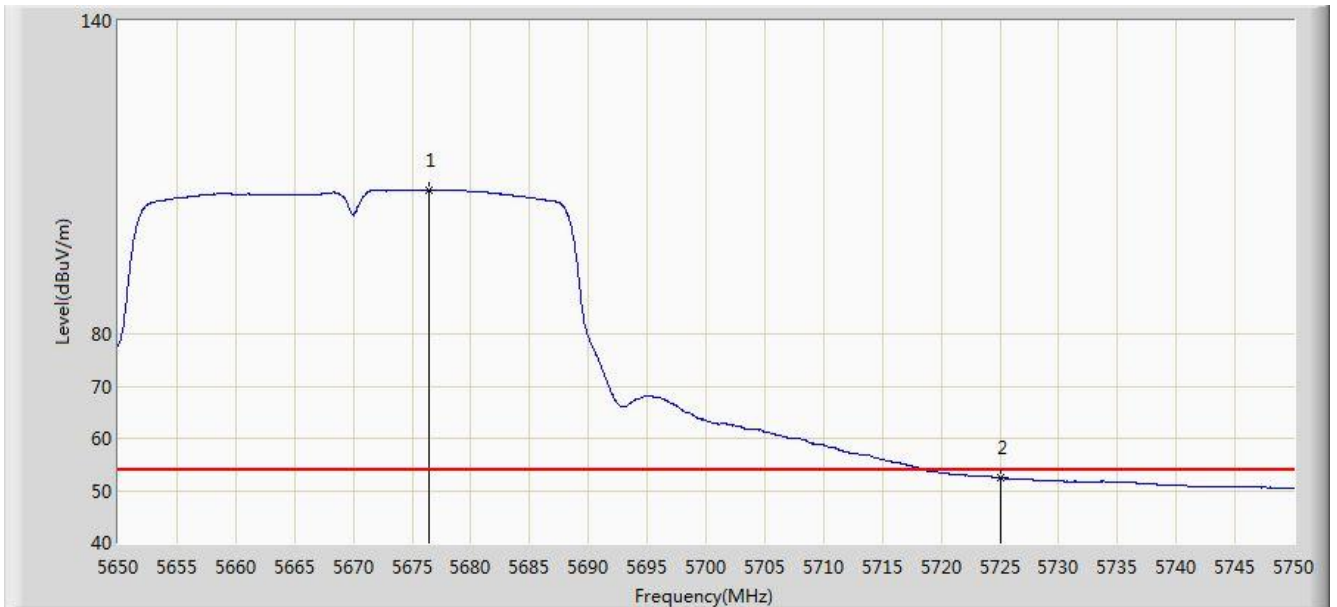


No	Flag	Mark	Frequency (MHz)	Measure Level (dBuV/m)	Reading Level (dBuV)	Margin (dB)	Limit (dBuV/m)	Factor (dB)	Type
1		*	5674.050	119.720	114.957	N/A	N/A	4.762	PK
2			5725.000	64.996	59.967	-9.004	74.000	5.029	PK
3			5727.300	66.941	61.897	-7.059	74.000	5.044	PK

Note: Measure Level (dBuV/m) = Reading Level (dBuV) + Factor (dB)

Factor (dB) = Cable Loss (dB) + Antenna Factor (dB/m) - Pre_Amplifier Gain (dB)

Site: AC1	Time: 2016/11/05 - 17:40
Limit: FCC_Part15.209_RE(3m)	Engineer: Kevin Ker
Probe: BBHA9120D_1GHz_18GHz	Polarity: Vertical
EUT: Wi-Fi AP 4x4 OD ext. antenna US	Power: AC 120V/60Hz
Test Mode: Transmit by 802.11ac-VHT40 at Channel 5670MHz Ant 1	

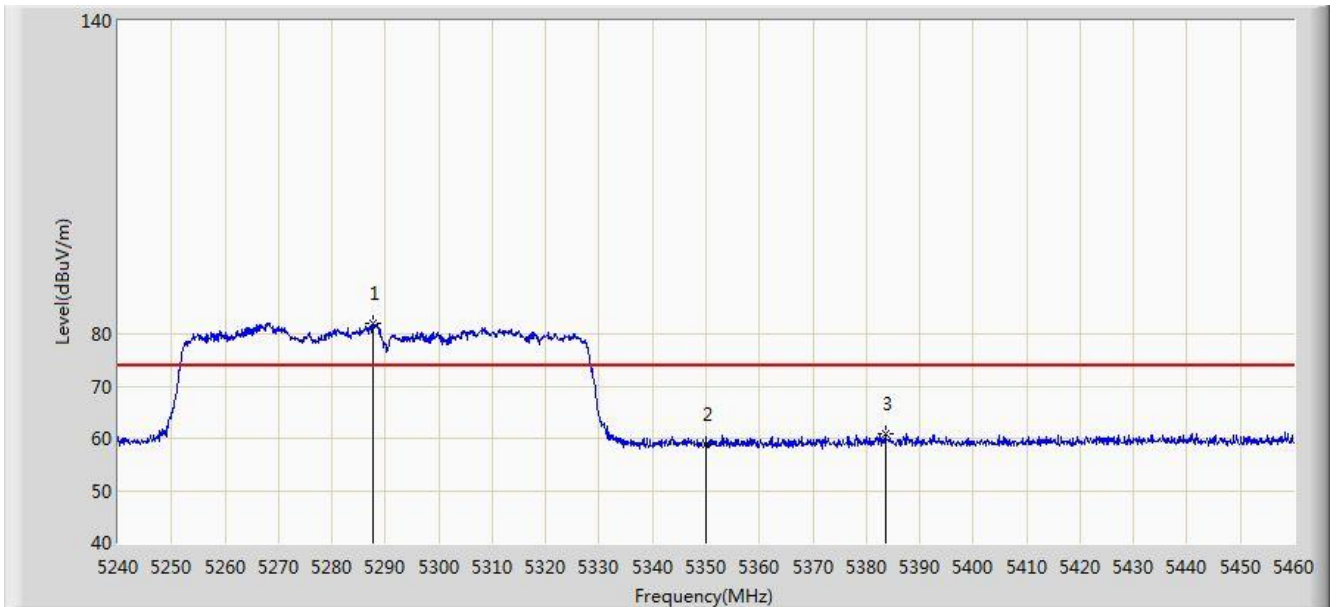


No	Flag	Mark	Frequency (MHz)	Measure Level (dBuV/m)	Reading Level (dBuV)	Margin (dB)	Limit (dBuV/m)	Factor (dB)	Type
1		*	5676.400	107.607	102.834	N/A	N/A	4.772	AV
2			5725.000	52.433	47.404	-1.567	54.000	5.029	AV

Note: Measure Level (dB μ V/m) = Reading Level (dB μ V) + Factor (dB)

Factor (dB) = Cable Loss (dB) + Antenna Factor (dB/m) - Pre_Amplifier Gain (dB)

Site: AC1	Time: 2016/11/05 - 17:56
Limit: FCC_Part15.209_RE(3m)	Engineer: Kevin Ker
Probe: BBHA9120D_1GHz_18GHz	Polarity: Horizontal
EUT: Wi-Fi AP 4x4 OD ext. antenna US	Power: AC 120V/60Hz
Test Mode: Transmit by 802.11ac-VHT80 at Channel 5290MHz Ant 1	

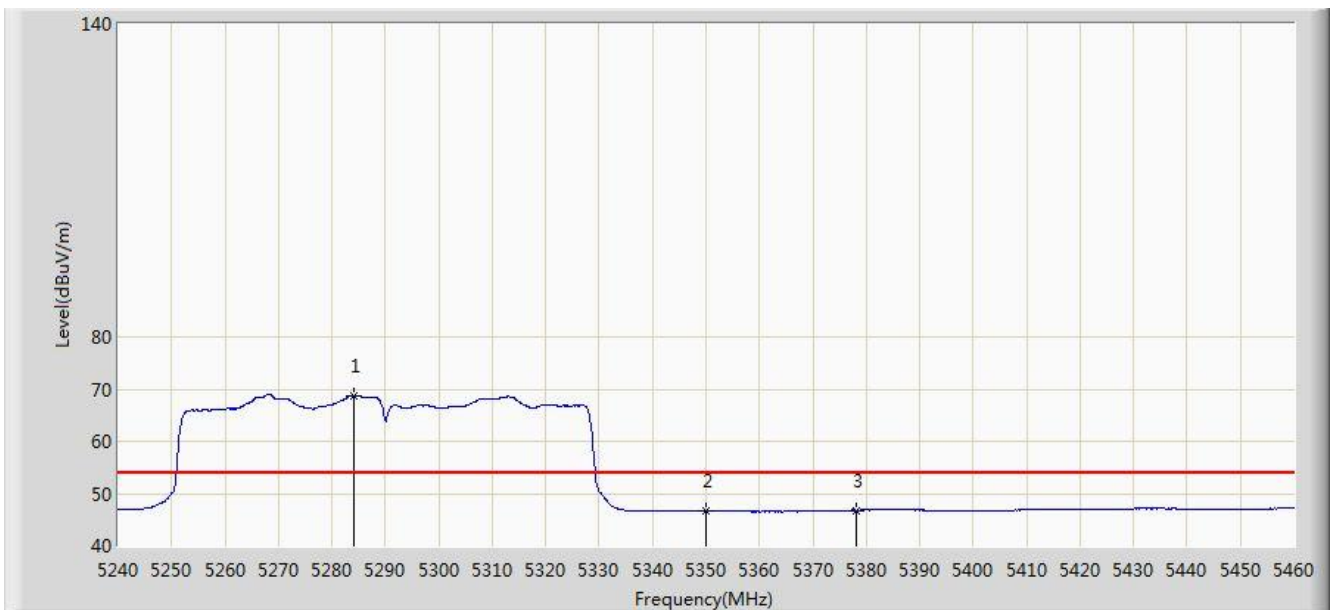


No	Flag	Mark	Frequency (MHz)	Measure Level (dBuV/m)	Reading Level (dBuV)	Margin (dB)	Limit (dBuV/m)	Factor (dB)	Type
1		*	5287.630	82.166	78.344	N/A	N/A	3.821	PK
2			5350.000	58.907	55.002	-15.093	74.000	3.904	PK
3			5383.550	60.960	56.994	-13.040	74.000	3.966	PK

Note: Measure Level (dB μ V/m) = Reading Level (dB μ V) + Factor (dB)

Factor (dB) = Cable Loss (dB) + Antenna Factor (dB/m) - Pre_Amplifier Gain (dB)

Site: AC1	Time: 2016/11/05 - 17:58
Limit: FCC_Part15.209_RE(3m)	Engineer: Kevin Ker
Probe: BBHA9120D_1GHz_18GHz	Polarity: Horizontal
EUT: Wi-Fi AP 4x4 OD ext. antenna US	Power: AC 120V/60Hz
Test Mode: Transmit by 802.11ac-VHT80 at Channel 5290MHz Ant 1	



No	Flag	Mark	Frequency (MHz)	Measure Level (dBuV/m)	Reading Level (dBuV)	Margin (dB)	Limit (dBuV/m)	Factor (dB)	Type
1		*	5284.000	68.747	64.923	N/A	N/A	3.823	AV
2			5350.000	46.557	42.652	-7.443	54.000	3.904	AV
3			5378.160	46.794	42.838	-7.206	54.000	3.956	AV

Note: Measure Level (dB μ V/m) = Reading Level (dB μ V) + Factor (dB)

Factor (dB) = Cable Loss (dB) + Antenna Factor (dB/m) - Pre_Amplifier Gain (dB)