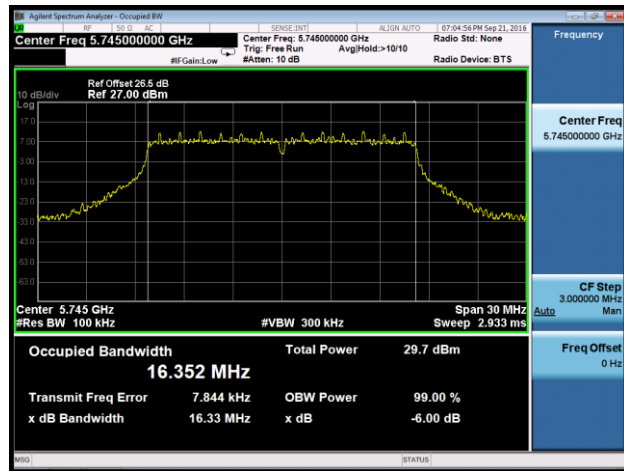
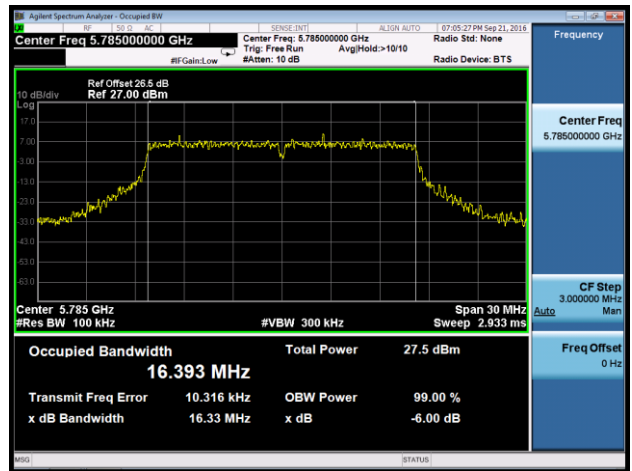


802.11a 6dB Bandwidth - Ant 0

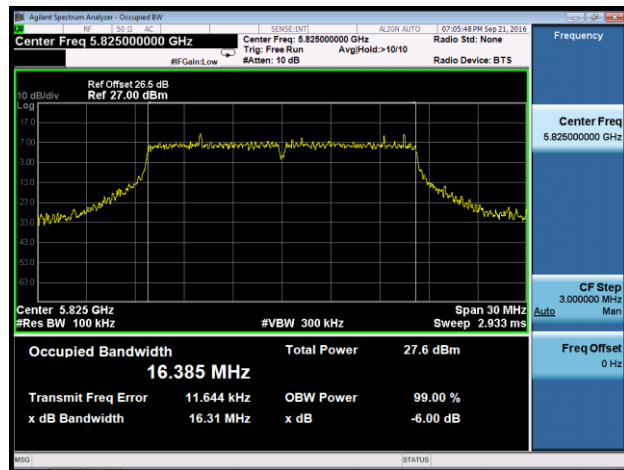
Channel 149 (5745MHz)

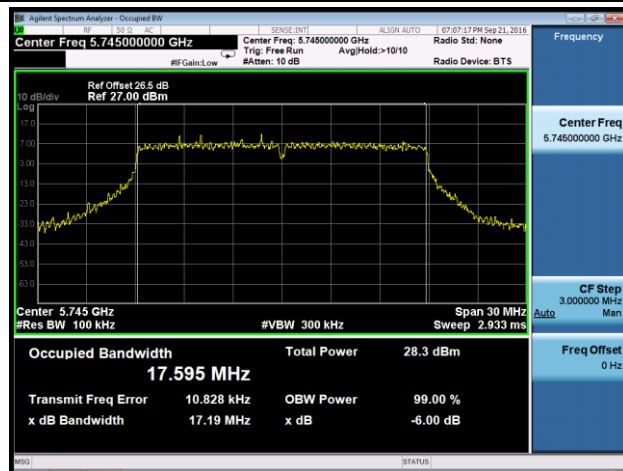
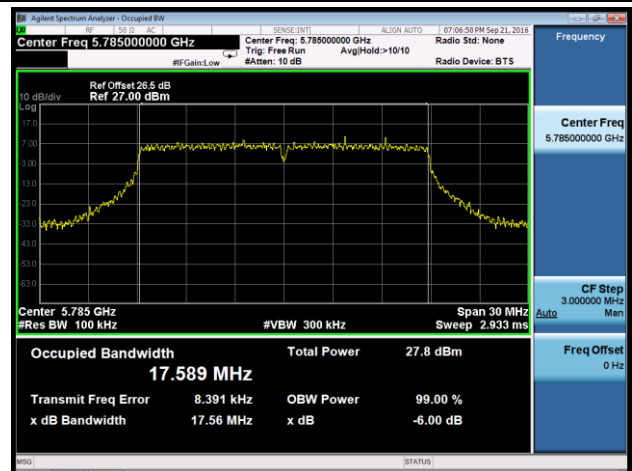
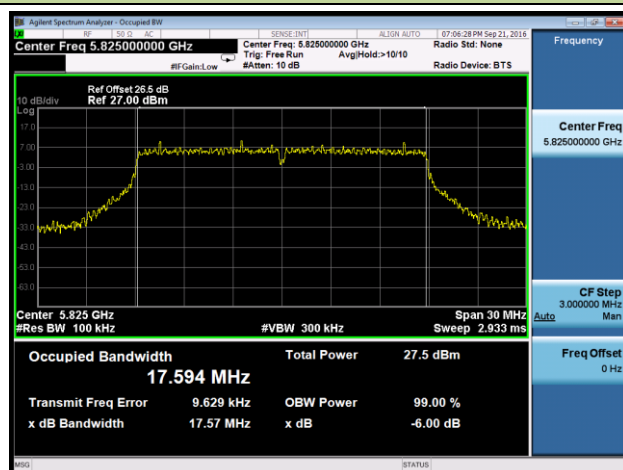
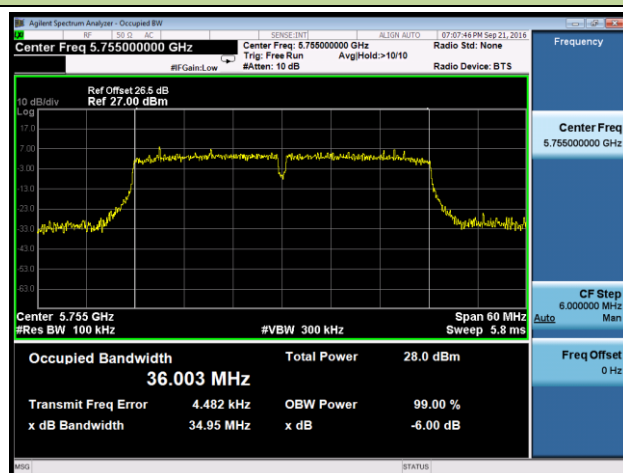
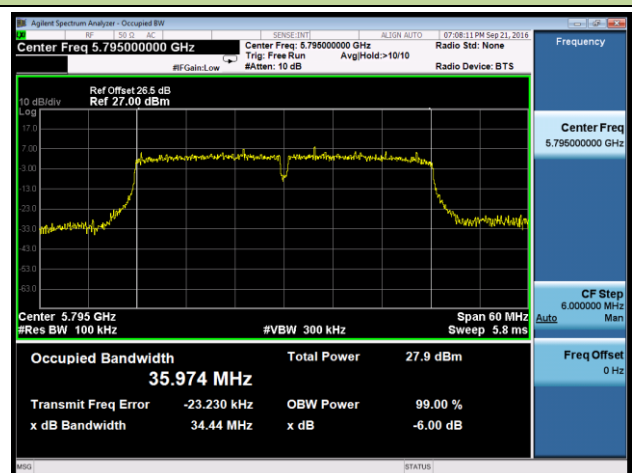


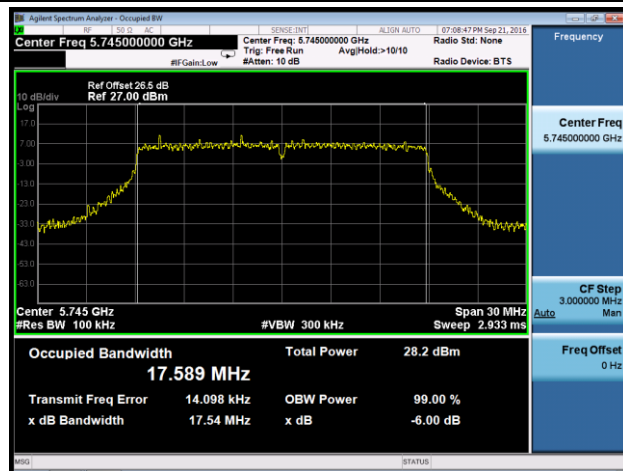
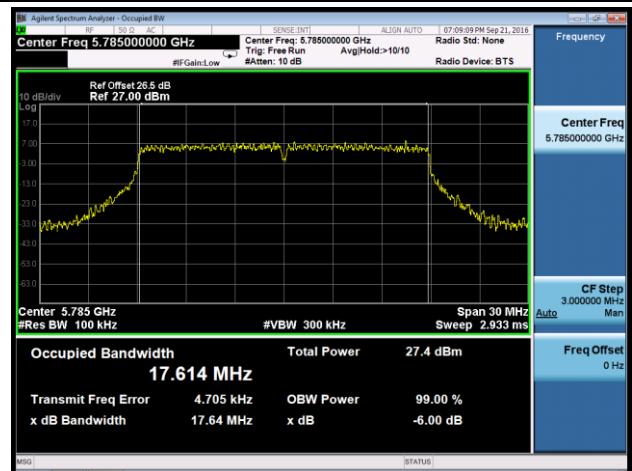
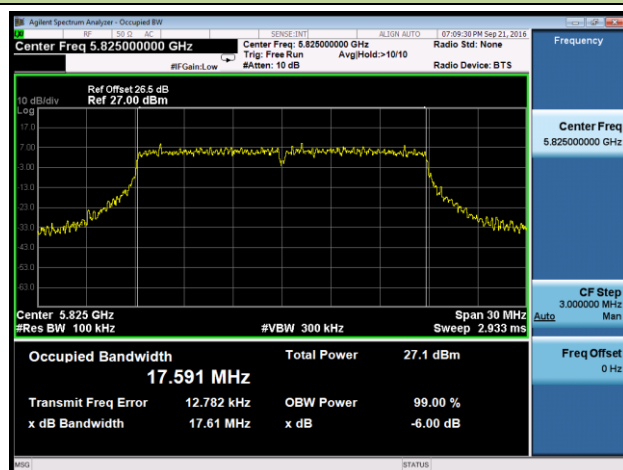
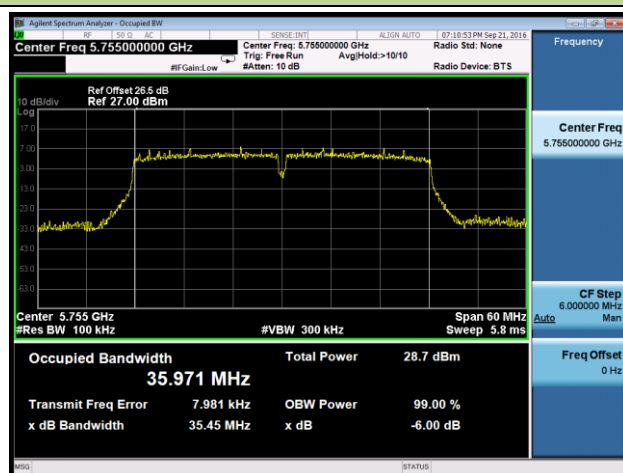
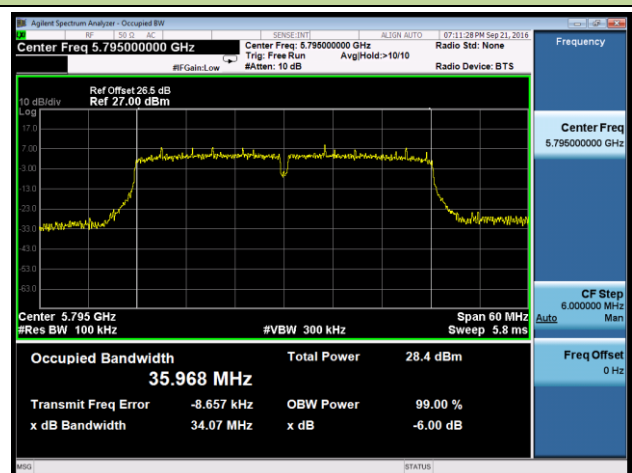
Channel 157 (5785MHz)



Channel 165 (5825MHz)

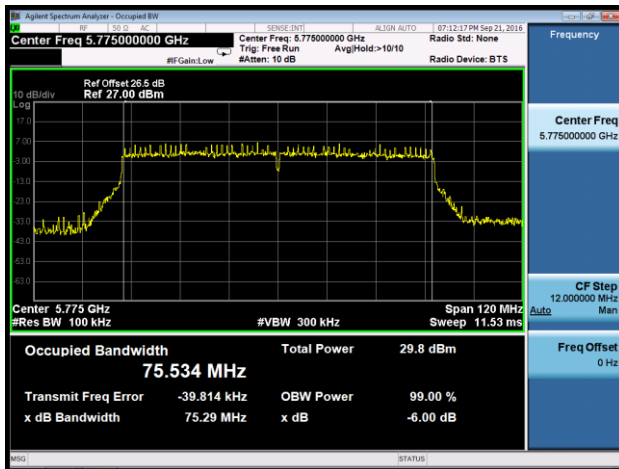


802.11n-HT20 6dB Bandwidth - Ant 0
Channel 149 (5745MHz)

Channel 157 (5785MHz)

Channel 165 (5825MHz)

802.11n-HT40 6dB Bandwidth - Ant 1
Channel 151 (5755MHz)

Channel 159 (5795MHz)


802.11ac-VHT20 6dB Bandwidth - Ant 0
Channel 149 (5745MHz)

Channel 157 (5785MHz)

Channel 165 (5825MHz)

802.11ac-VHT40 6dB Bandwidth - Ant 0
Channel 151 (5755MHz)

Channel 159 (5795MHz)


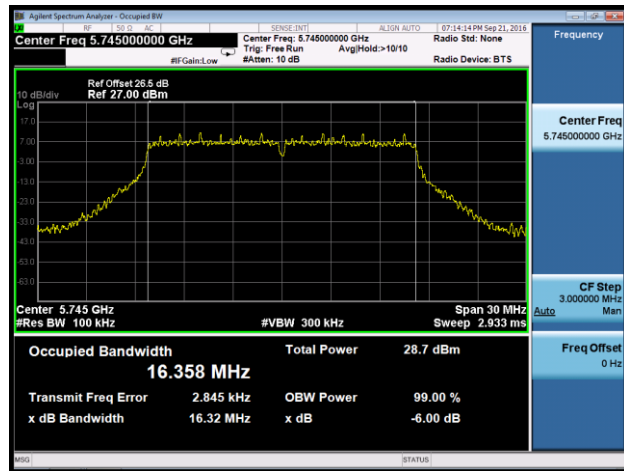
802.11ac-VHT80 6dB Bandwidth - Ant 0

Channel 155 (5775MHz)

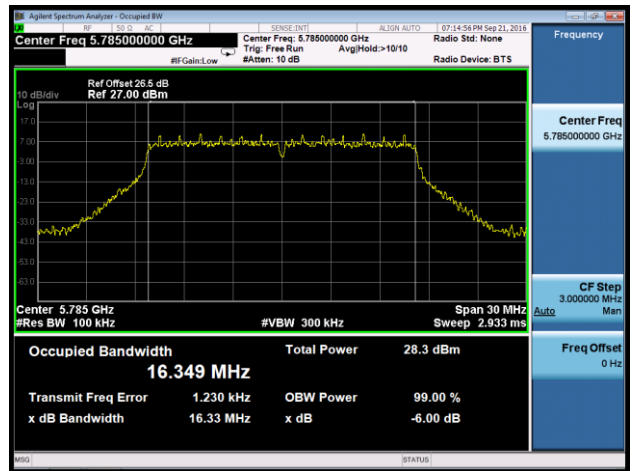


802.11a 6dB Bandwidth - Ant 1

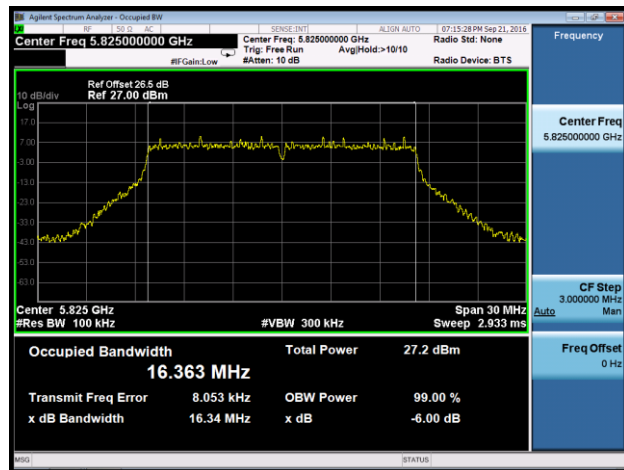
Channel 149 (5745MHz)

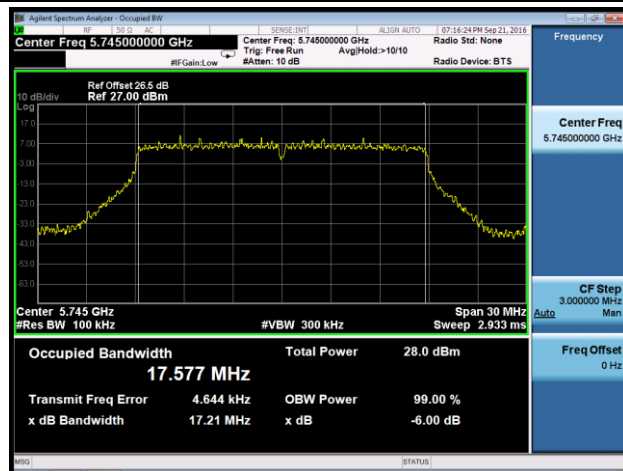
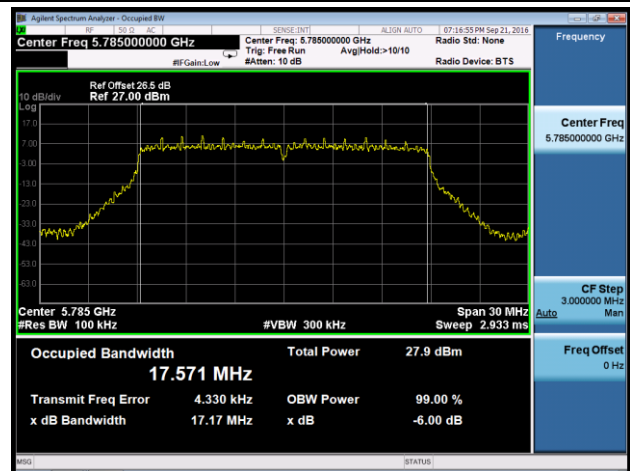
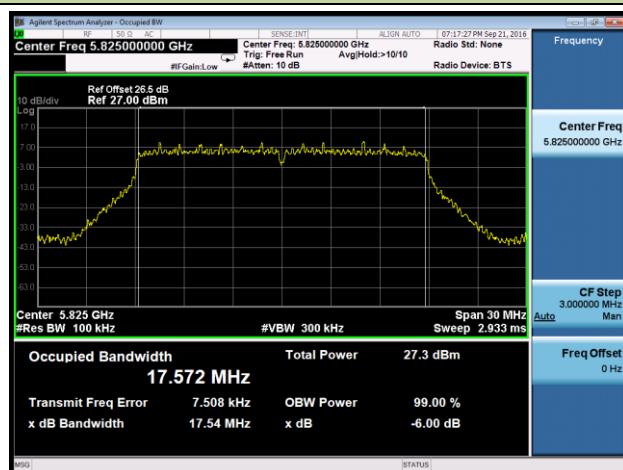
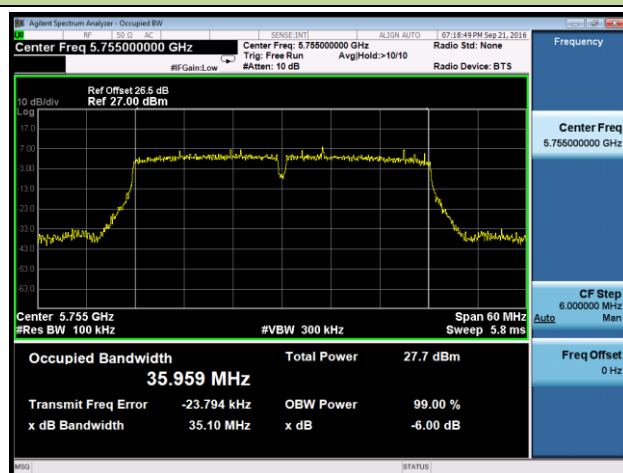
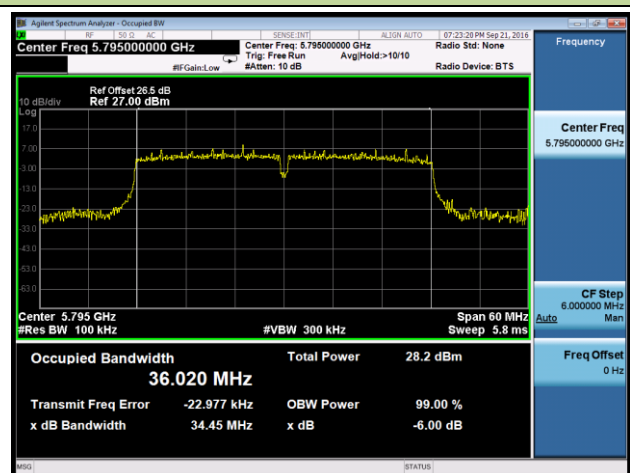


Channel 157 (5785MHz)



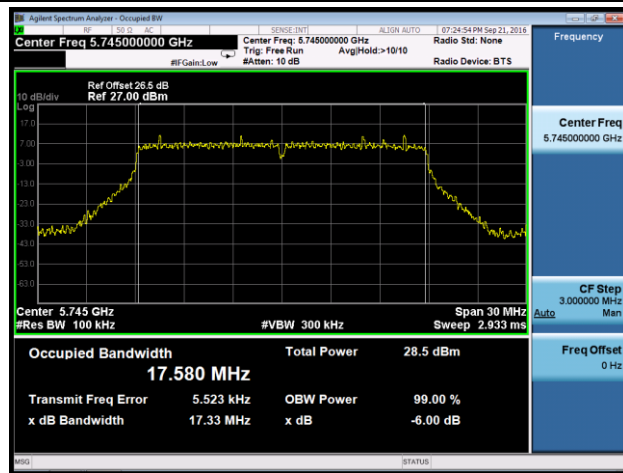
Channel 165 (5825MHz)



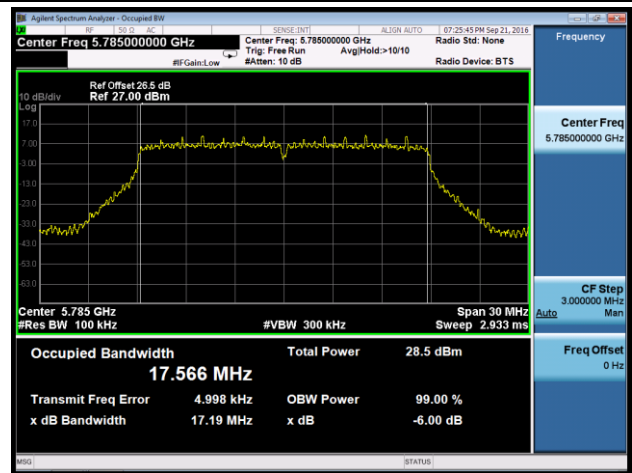
802.11n-HT20 6dB Bandwidth - Ant 1
Channel 149 (5745MHz)

Channel 157 (5785MHz)

Channel 165 (5825MHz)

802.11n-HT40 6dB Bandwidth - Ant 1
Channel 151 (5755MHz)

Channel 159 (5795MHz)


802.11ac-VHT20 6dB Bandwidth - Ant 1

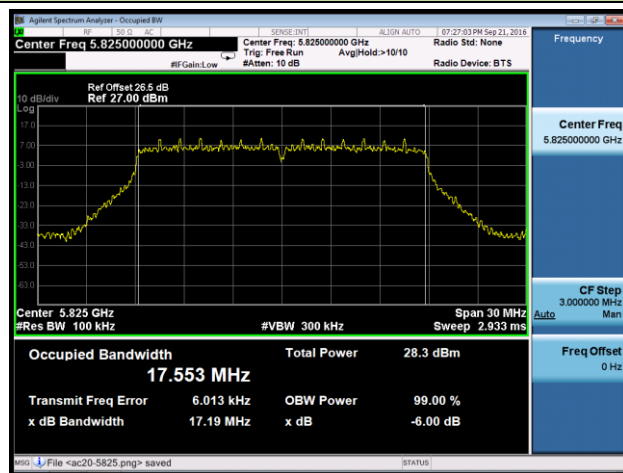
Channel 149 (5745MHz)



Channel 157 (5785MHz)

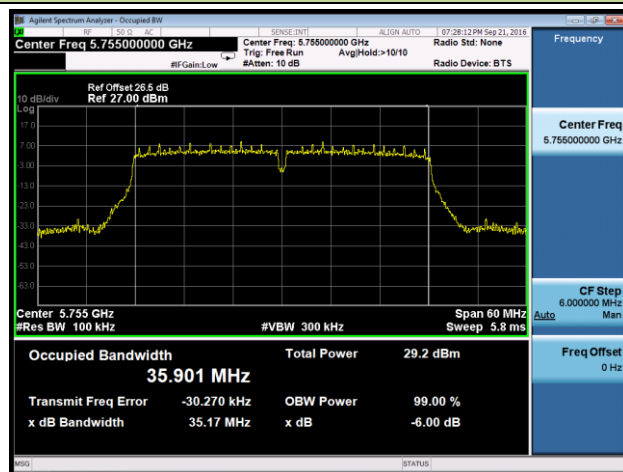


Channel 165 (5825MHz)

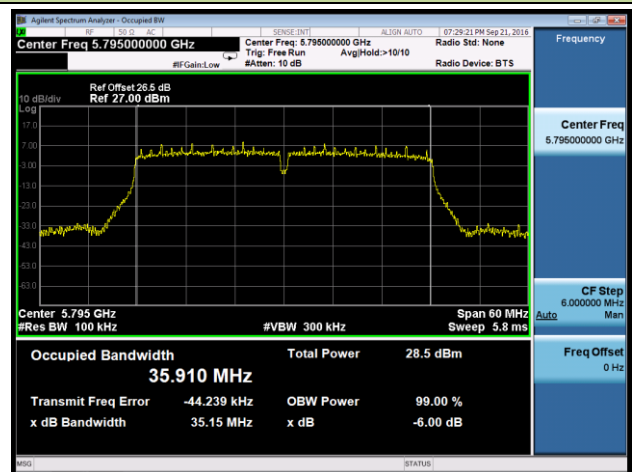


802.11ac-VHT40 6dB Bandwidth - Ant 1

Channel 151 (5755MHz)

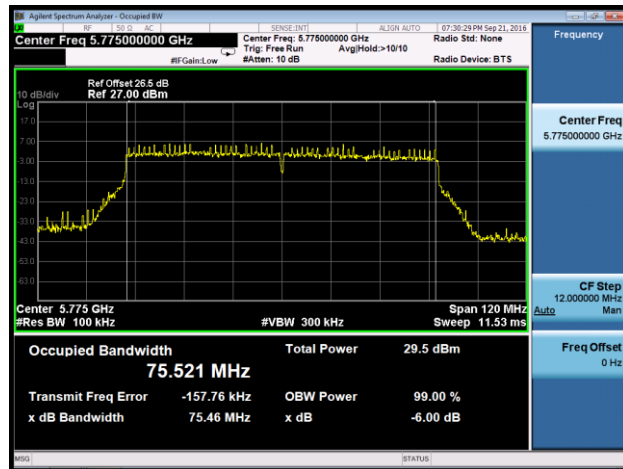


Channel 159 (5795MHz)



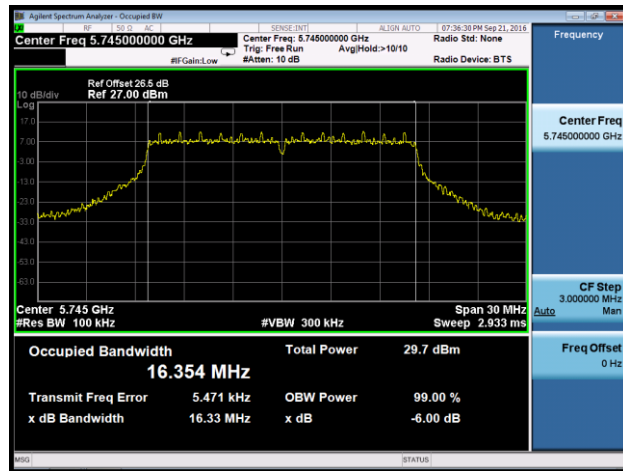
802.11ac-VHT80 6dB Bandwidth - Ant 1

Channel 155 (5775MHz)

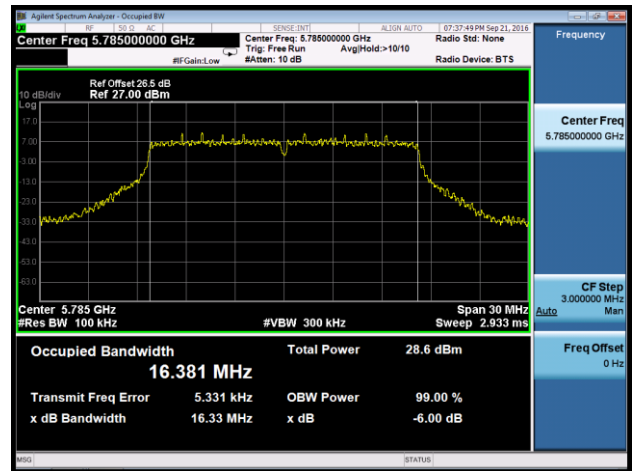


802.11a 6dB Bandwidth - Ant 2

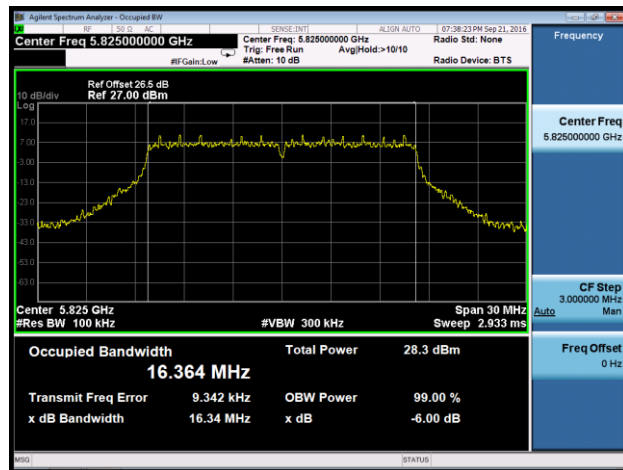
Channel 149 (5745MHz)



Channel 157 (5785MHz)

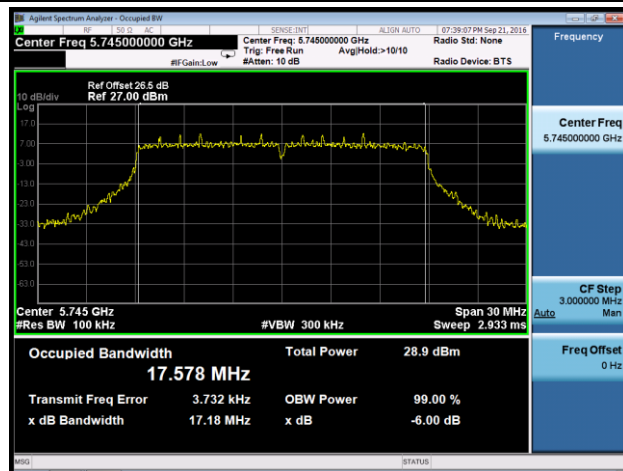


Channel 165 (5825MHz)

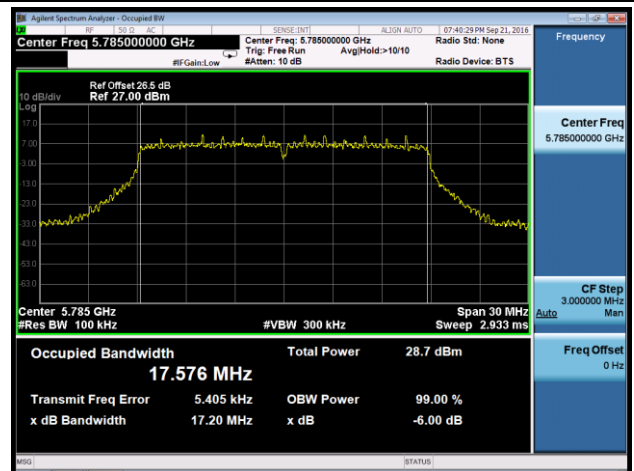


802.11n-HT20 6dB Bandwidth - Ant 2

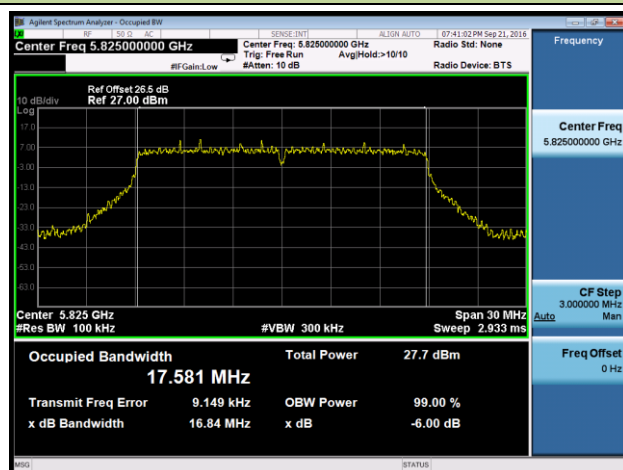
Channel 149 (5745MHz)



Channel 157 (5785MHz)

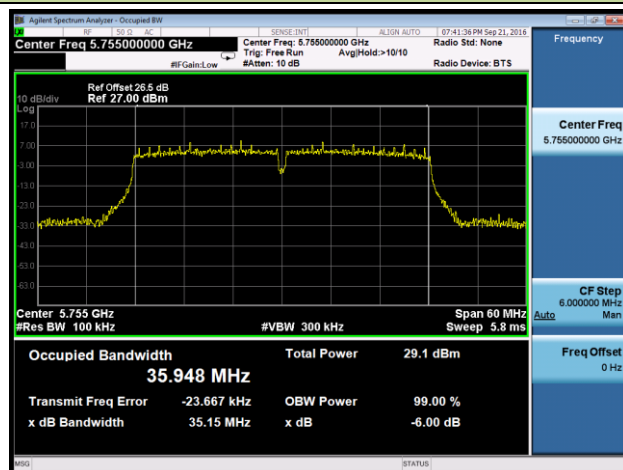


Channel 165 (5825MHz)

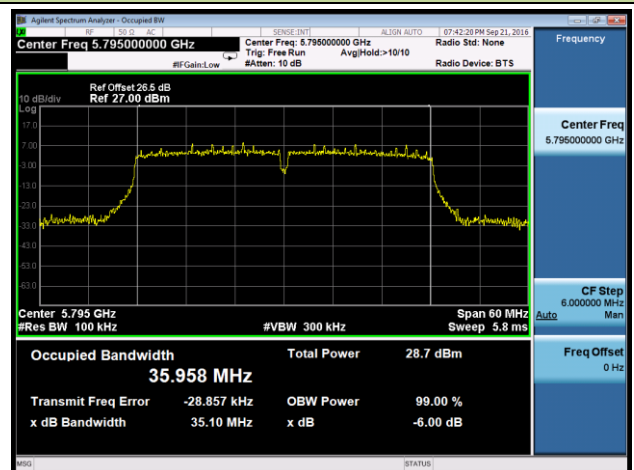


802.11n-HT40 6dB Bandwidth - Ant 2

Channel 151 (5755MHz)

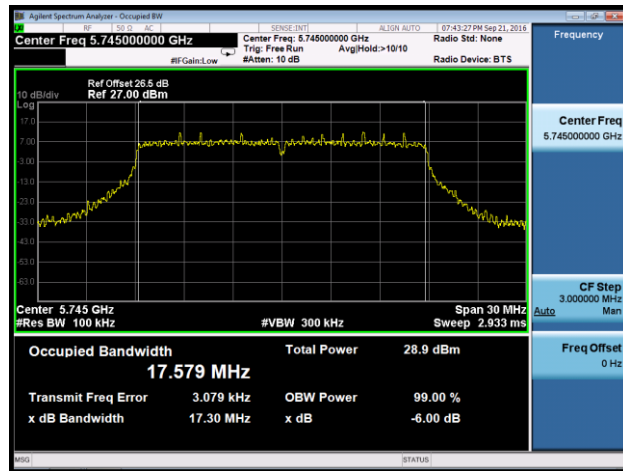


Channel 159 (5795MHz)

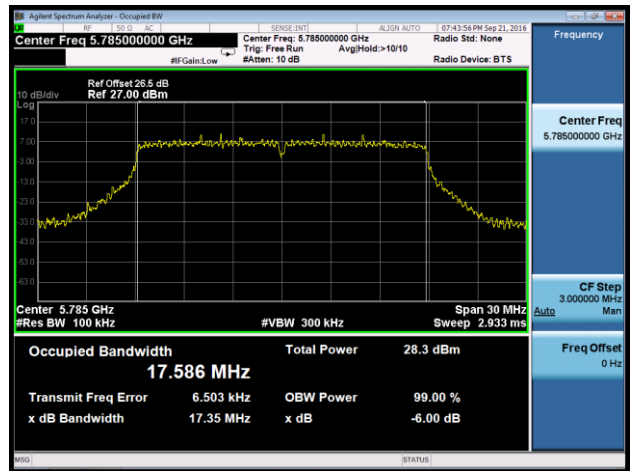


802.11ac-VHT20 6dB Bandwidth - Ant 2

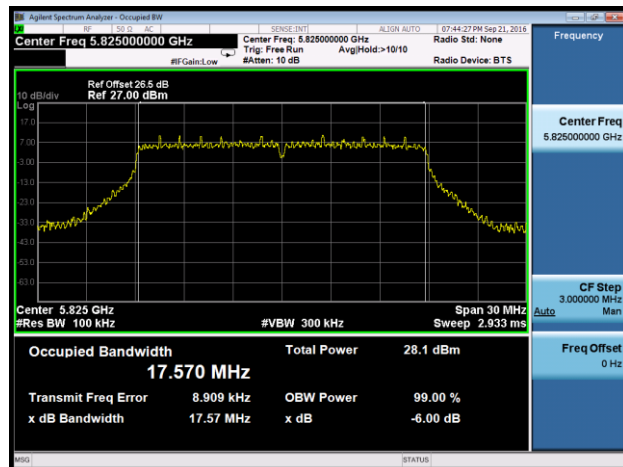
Channel 149 (5745MHz)



Channel 157 (5785MHz)

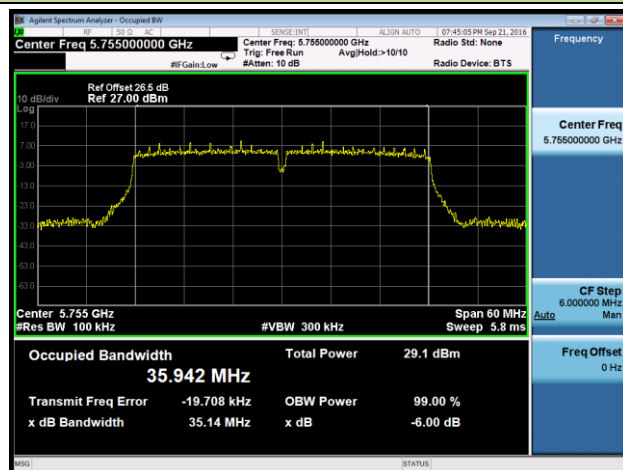


Channel 165 (5825MHz)

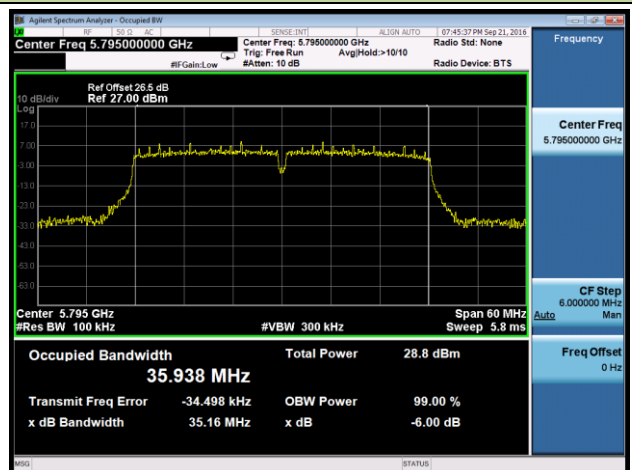


802.11ac-VHT40 6dB Bandwidth - Ant 2

Channel 151 (5755MHz)

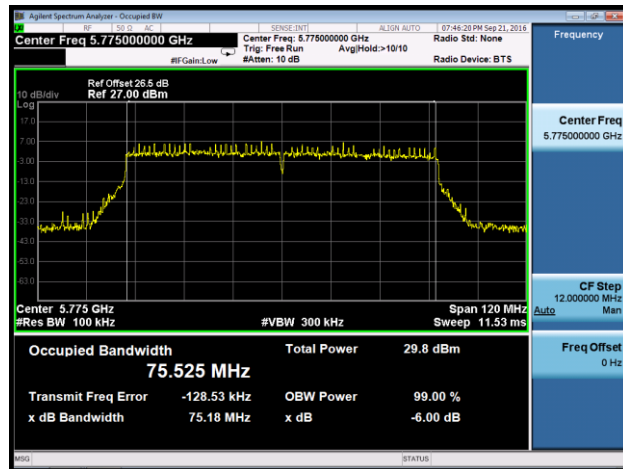


Channel 159 (5795MHz)



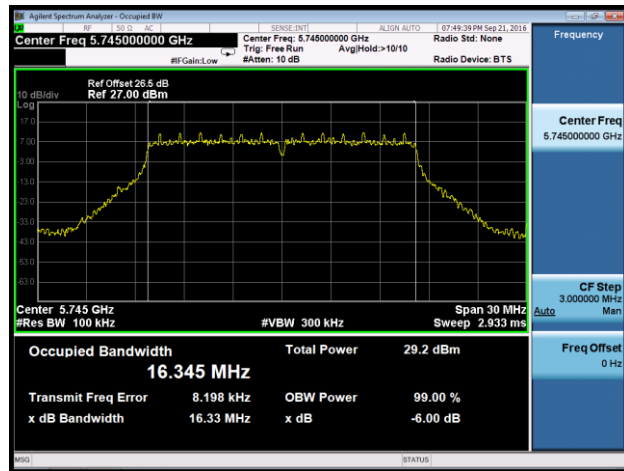
802.11ac-VHT80 6dB Bandwidth - Ant 2

Channel 155 (5775MHz)

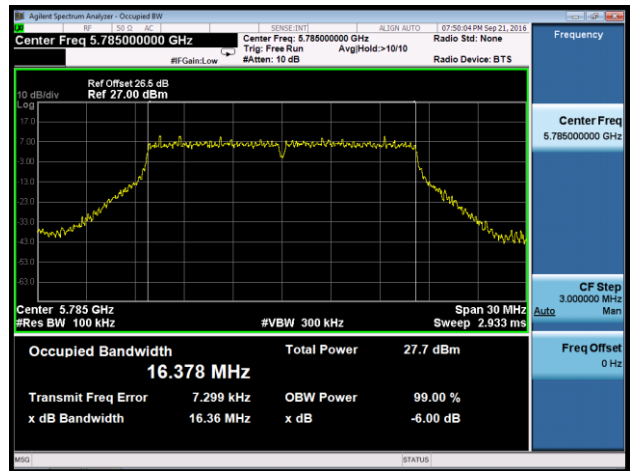


802.11a 6dB Bandwidth - Ant 3

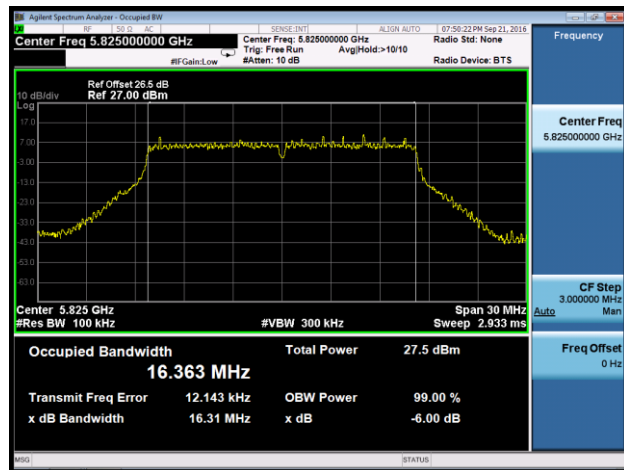
Channel 149 (5745MHz)



Channel 157 (5785MHz)

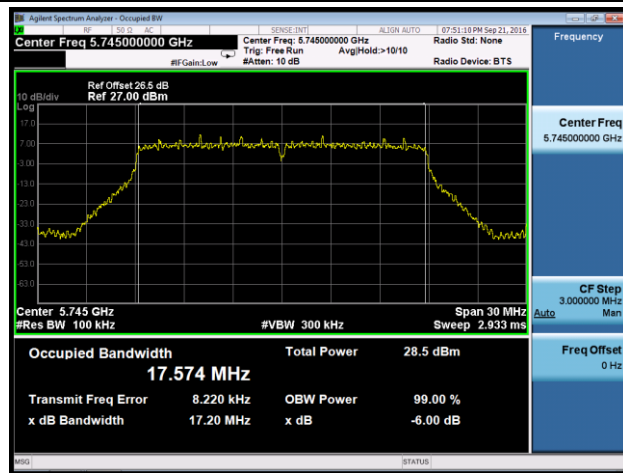


Channel 165 (5825MHz)

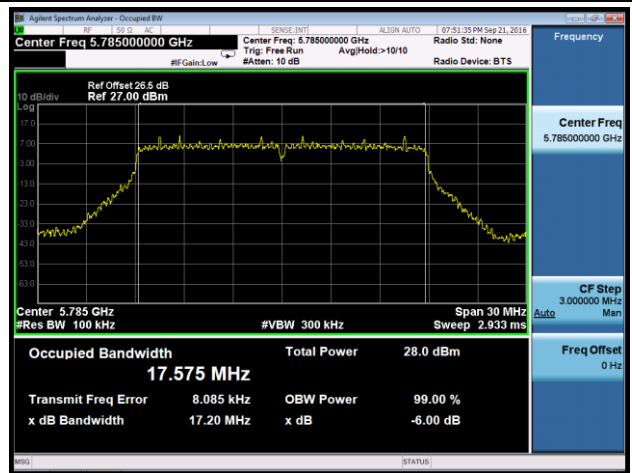


802.11n-HT20 6dB Bandwidth - Ant 3

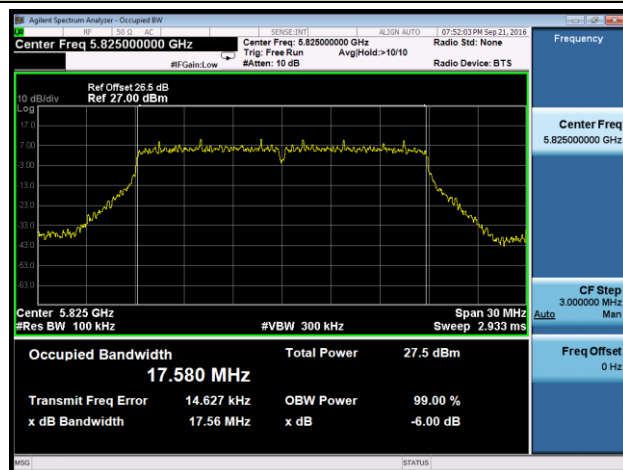
Channel 149 (5745MHz)



Channel 157 (5785MHz)

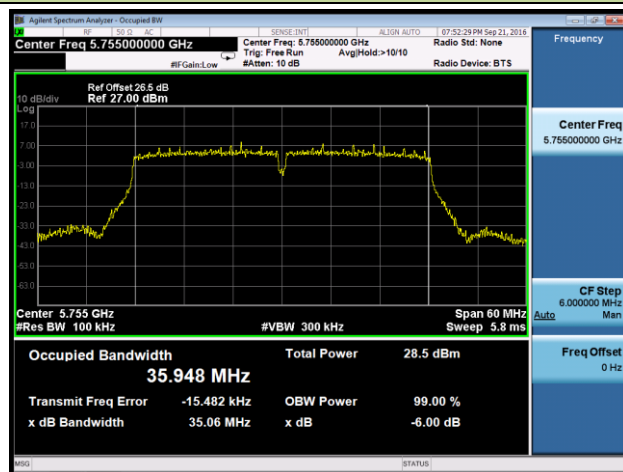


Channel 165 (5825MHz)

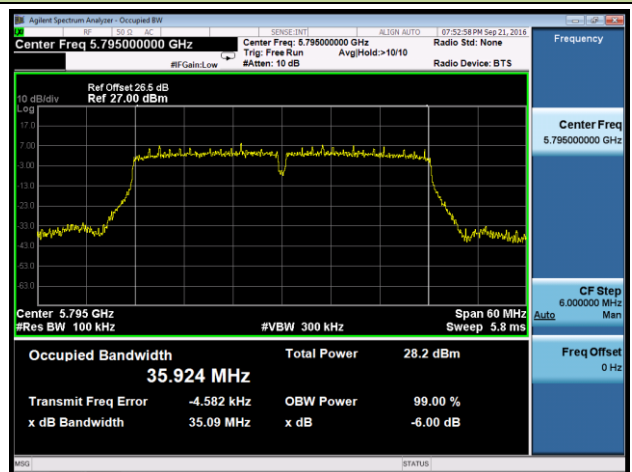


802.11n-HT40 6dB Bandwidth - Ant 3

Channel 151 (5755MHz)

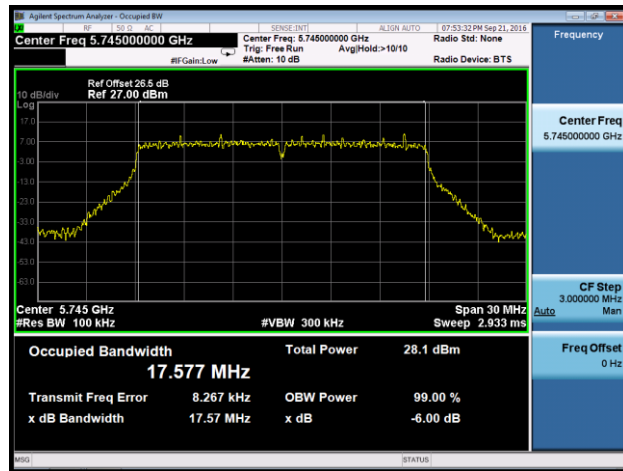


Channel 159 (5795MHz)

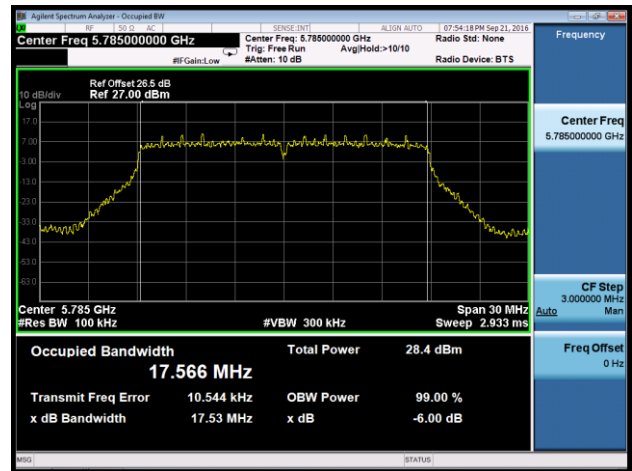


802.11ac-VHT20 6dB Bandwidth - Ant 3

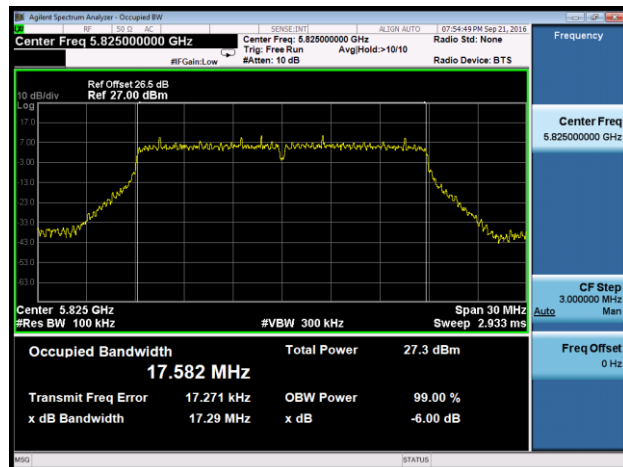
Channel 149 (5745MHz)



Channel 157 (5785MHz)

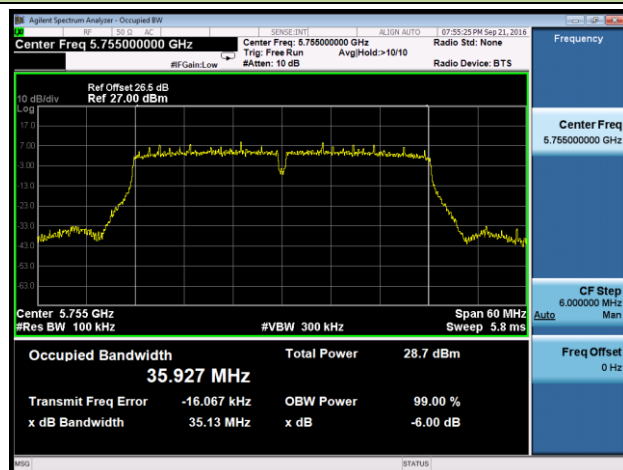


Channel 165 (5825MHz)

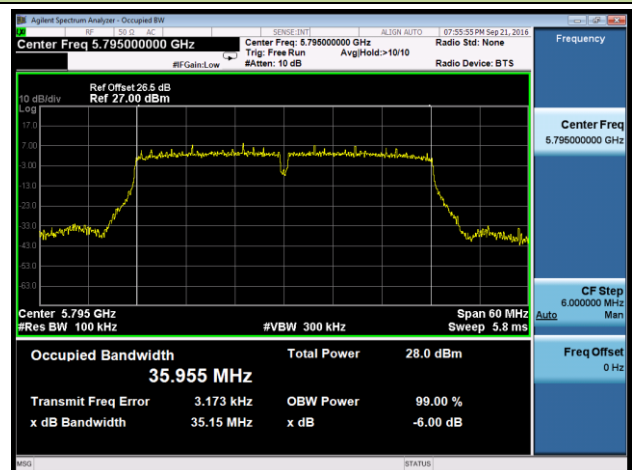


802.11ac-VHT40 6dB Bandwidth - Ant 3

Channel 151 (5755MHz)

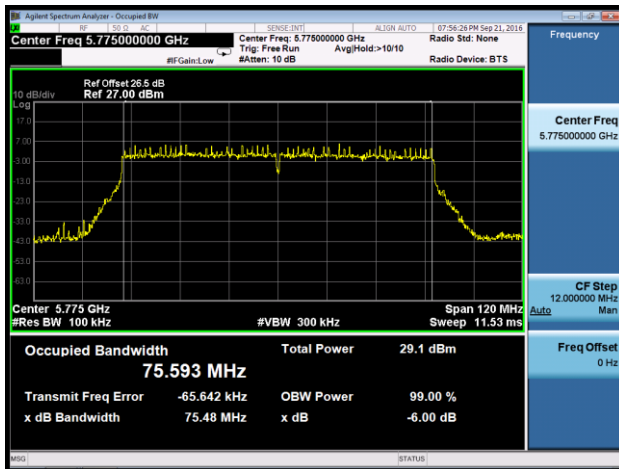


Channel 159 (5795MHz)



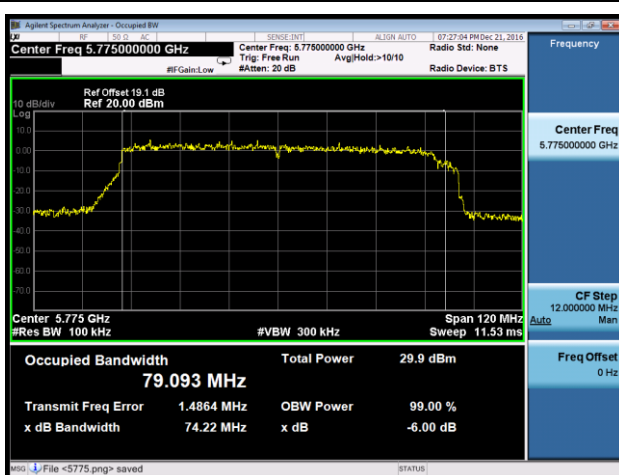
802.11ac-VHT80 6dB Bandwidth - Ant 3

Channel 155 (5775MHz)



802.11ac-VHT80+80 6dB Bandwidth - Ant 0+1+2+3

Channel 42+155 - Ant 2 (5755MHz)



7.4. Output Power Measurement

7.4.1. Test Limit

For an indoor access point operating in the band 5.15-5.25 GHz, the maximum conducted output power over the frequency band of operation shall not exceed 1 W provided the maximum antenna gain does not exceed 6 dBi.

For the band 5.725-5.85 GHz, the maximum conducted output power over the frequency band of operation shall not exceed 1 W (30dBm).

If transmitting antennas of directional gain greater than 6dBi are used, the maximum conducted output power shall be reduced by the amount in dB that the directional gain of the antenna exceeds 6dBi.

Frequency Band (MHz)	Per Chain Max Antenna Gain (dBi)				CDD & Beam Forming Directional Gain (dBi)	Limit of SISO (dBm)				Limit of MIMO (dBm)
	Ant 0	Ant 1	Ant 2	Ant 3		Ant 0	Ant 1	Ant 2	Ant 3	Ant 0+1+2+3
5150 ~ 5250	3.27	3.85	3.27	3.85	9.59	30.00	30.00	30.00	30.00	26.41
5150 ~ 5250 30°elevation angle	3.20	3.81	3.20	3.81	N/A	N/A	N/A	N/A	N/A	N/A
5725 ~ 5850	4.35	4.30	4.35	4.30	10.35	30.00	30.00	30.00	30.00	25.65

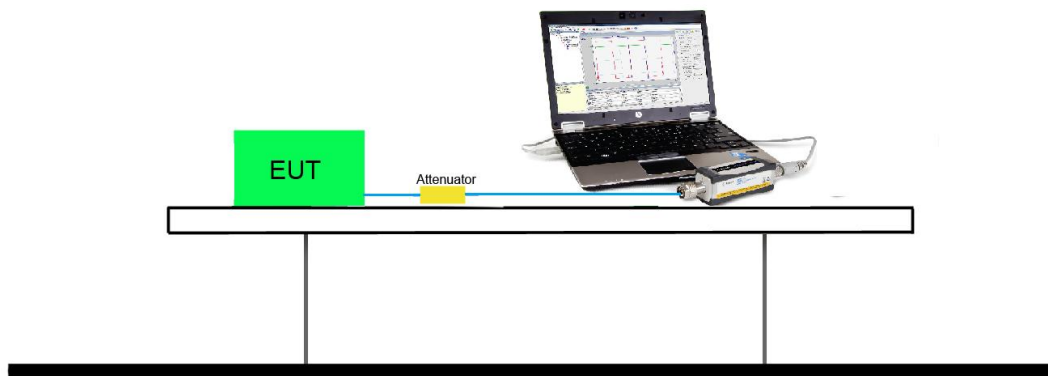
7.4.2. Test Procedure Used

KDB 789033 D02v01r03 - Section E) 3) b) Method PM-G

7.4.3. Test Setting

Average power measurements were performed only when the EUT was transmitting at its maximum power control level using a broadband power meter with a pulse sensor. The power meter implemented triggering and gating capabilities which were set up such that power measurements were recorded only during the ON time of the transmitter. The trace was averaged over 100 traces to obtain the final measured average power.

7.4.4. Test Setup



7.4.5. Test Rate Assessment

Power output test was verified over all data rates of each mode shown as below, and then choose the maximum power output (yellow marker) for final test of each channel.

N _{Tx}	802.11a	MCS Index for 802.11n	Data Rate (Mbps)			
			20MHz Bandwidth		40MHz Bandwidth	
			800ns GI	400ns GI	800ns GI	400ns GI
1	6	0	6.5	7.2	13.5	15.0
1	9	1	13.0	14.4	27.0	30.0
1	12	2	19.5	21.7	40.5	45.0
1	18	3	26.0	28.9	54.0	60.0
1	24	4	39.0	43.3	81.0	90.0
1	36	5	52.0	57.8	108.0	120.0
1	48	6	58.5	65.0	121.5	135.0
1	54	7	65.0	72.2	135.0	150.0

N _{Tx}	802.11a	MCS Index for 802.11n	Data Rate (Mbps)			
			20MHz Bandwidth		40MHz Bandwidth	
			800ns GI	400ns GI	800ns GI	400ns GI
4	6	24	26	28.8	54	60
4	9	25	52	57.8	108	120
4	12	26	78	86.6	162	180
4	18	27	104	115.6	216	240
4	24	28	156	173.4	324	360
4	36	29	208	231.2	432	480
4	48	30	234	260	486	540
4	54	31	260	288	540	600

N _{Tx}	MCS Index for 802.11ac	Data Rate (Mbps)					
		20MHz Bandwidth		40MHz Bandwidth		80MHz Bandwidth	
		800ns GI	400ns GI	800ns GI	400ns GI	800ns GI	400ns GI
1	0	6.5	7.2	13.5	15.0	29.3	32.5
1	1	13.0	14.4	27.0	30.0	58.5	65.0
1	2	19.5	21.7	40.5	45.0	87.8	97.5
1	3	26.0	28.9	54.0	60.0	117.0	130.0
1	4	39.0	43.3	81.0	90.0	175.5	195.0
1	5	52.0	57.8	108.0	120.0	234.0	260.0
1	6	58.5	65.0	121.5	135.0	263.3	292.5
1	7	65.0	72.2	135.0	150.0	292.5	325.0
1	8	78.0	86.7	162.0	180.0	351.0	390.0
1	9	--	--	180.0	200.0	390.0	433.3

N _{Tx}	MCS Index for 802.11ac	Data Rate (Mbps)					
		20MHz Bandwidth		40MHz Bandwidth		80MHz Bandwidth	
		800ns GI	400ns GI	800ns GI	400ns GI	800ns GI	400ns GI
4	0	26	28.8	54	60	117.2	130
4	1	52	57.6	108	120	234	260
4	2	78	86.8	162	180	351.2	390
4	3	104	115.6	216	240	468	520
4	4	156	173.2	324	360	702	780
4	5	208	231.2	432	480	936	1040
4	6	234	260	486	540	1053.2	1170
4	7	260	288.8	540	600	1170	1300
4	8	312	346.8	648	720	1404	1560
4	9	--	--	720	800	1560	1733.2

Note: Power output test was verified over all data rates of each mode shown as above, and then choose the maximum power output (yellow marker) for final test of each channel.

7.4.6. Test Result

Product	Wi-Fi AP 4x4 OD small omni antenna	Temperature	25°C
Test Engineer	Johnson Liao	Relative Humidity	50 ~ 58%
Test Site	SR2	Test Date	2016/08/21
Test Item	Output Power		

Test Mode	Data Rate (Mbps)	Channel No.	Freq. (MHz)	Average Power (dBm)	Total Average Power (dBm)	Average Power Limit (dBm)	Max EIRP of 30° Elevation Angle (dBm)	EIRP Limit of 30° Elevation Angle (dBm)	Result
Ant 0									
11a	6	36	5180	15.78	15.78	≤ 30.00	19.05	≤ 21.00	Pass
11a	6	44	5220	15.46	15.46	≤ 30.00	18.73	≤ 21.00	Pass
11a	6	48	5240	15.58	15.58	≤ 30.00	18.85	≤ 21.00	Pass
11a	6	149	5745	22.67	22.67	≤ 30.00	--	--	Pass
11a	6	157	5785	22.42	22.42	≤ 30.00	--	--	Pass
11a	6	165	5825	22.02	22.02	≤ 30.00	--	--	Pass
11n-HT20	6.5	36	5180	15.58	15.58	≤ 30.00	18.85	≤ 21.00	Pass
11n-HT20	6.5	44	5220	15.74	15.74	≤ 30.00	19.01	≤ 21.00	Pass
11n-HT20	6.5	48	5240	15.34	15.34	≤ 30.00	18.61	≤ 21.00	Pass
11n-HT20	6.5	149	5745	22.46	22.46	≤ 30.00	--	--	Pass
11n-HT20	6.5	157	5785	22.21	22.21	≤ 30.00	--	--	Pass
11n-HT20	6.5	165	5825	21.80	21.80	≤ 30.00	--	--	Pass
11n-HT40	13.5	38	5190	15.57	15.57	≤ 30.00	18.84	≤ 21.00	Pass
11n-HT40	13.5	46	5230	15.49	15.49	≤ 30.00	18.76	≤ 21.00	Pass
11n-HT40	13.5	151	5755	22.48	22.48	≤ 30.00	--	--	Pass
11n-HT40	13.5	159	5795	22.19	22.19	≤ 30.00	--	--	Pass
11ac-VHT20	6.5	36	5180	15.56	15.56	≤ 30.00	18.83	≤ 21.00	Pass
11ac-VHT20	6.5	44	5220	15.24	15.24	≤ 30.00	18.51	≤ 21.00	Pass
11ac-VHT20	6.5	48	5240	15.35	15.35	≤ 30.00	18.62	≤ 21.00	Pass
11ac-VHT20	6.5	149	5745	22.51	22.51	≤ 30.00	--	--	Pass
11ac-VHT20	6.5	157	5785	22.22	22.22	≤ 30.00	--	--	Pass
11ac-VHT20	6.5	165	5825	21.83	21.83	≤ 30.00	--	--	Pass

Note: Max EIRP of 30° Elevation Angle (dBm) = Total Average Power (dBm) + 30° Elevation Angle Gain (dBi).



Test Mode	Data Rate (Mbps)	Channel No.	Freq. (MHz)	Average Power (dBm)	Total Average Power (dBm)	Average Power Limit (dBm)	Max EIRP of 30° Elevation Angle (dBm)	EIRP Limit of 30° Elevation Angle (dBm)	Result
Ant 0									
11ac-VHT40	13.5	38	5190	15.57	15.57	≤ 30.00	18.84	≤ 21.00	Pass
11ac-VHT40	13.5	46	5230	15.49	15.49	≤ 30.00	18.76	≤ 21.00	Pass
11ac-VHT40	13.5	151	5755	22.49	22.49	≤ 30.00	--	--	Pass
11ac-VHT40	13.5	159	5795	22.19	22.19	≤ 30.00	--	--	Pass
11ac-VHT80	29.3	42	5210	15.62	15.62	≤ 30.00	18.89	≤ 21.00	Pass
11ac-VHT80	29.3	155	5775	22.17	22.17	≤ 30.00	--	--	Pass

Note: Max EIRP of 30° Elevation Angle (dBm) = Total Average Power (dBm) + 30° Elevation Angle Gain (dBi).



Test Mode	Data Rate (Mbps)	Channel No.	Freq. (MHz)	Average Power (dBm)	Total Average Power (dBm)	Average Power Limit (dBm)	Max EIRP of 30° Elevation Angle (dBm)	EIRP Limit of 30° Elevation Angle (dBm)	Result
Ant 1									
11a	6	36	5180	16.24	16.24	≤ 30.00	20.09	≤ 21.00	Pass
11a	6	44	5220	16.42	16.42	≤ 30.00	20.27	≤ 21.00	Pass
11a	6	48	5240	16.04	16.04	≤ 30.00	19.89	≤ 21.00	Pass
11a	6	149	5745	22.76	22.76	≤ 30.00	--	--	Pass
11a	6	157	5785	22.32	22.32	≤ 30.00	--	--	Pass
11a	6	165	5825	21.68	21.68	≤ 30.00	--	--	Pass
11n-HT20	6.5	36	5180	15.98	15.98	≤ 30.00	19.83	≤ 21.00	Pass
11n-HT20	6.5	44	5220	16.15	16.15	≤ 30.00	20.00	≤ 21.00	Pass
11n-HT20	6.5	48	5240	16.22	16.22	≤ 30.00	20.07	≤ 21.00	Pass
11n-HT20	6.5	149	5745	22.51	22.51	≤ 30.00	--	--	Pass
11n-HT20	6.5	157	5785	22.09	22.09	≤ 30.00	--	--	Pass
11n-HT20	6.5	165	5825	21.47	21.47	≤ 30.00	--	--	Pass
11n-HT40	13.5	38	5190	16.16	16.16	≤ 30.00	20.01	≤ 21.00	Pass
11n-HT40	13.5	46	5230	16.33	16.33	≤ 30.00	20.18	≤ 21.00	Pass
11n-HT40	13.5	151	5755	22.44	22.44	≤ 30.00	--	--	Pass
11n-HT40	13.5	159	5795	22.00	22.00	≤ 30.00	--	--	Pass
11ac-VHT20	6.5	36	5180	15.98	15.98	≤ 30.00	19.83	≤ 21.00	Pass
11ac-VHT20	6.5	44	5220	16.16	16.16	≤ 30.00	20.01	≤ 21.00	Pass
11ac-VHT20	6.5	48	5240	16.25	16.25	≤ 30.00	20.10	≤ 21.00	Pass
11ac-VHT20	6.5	149	5745	22.50	22.50	≤ 30.00	--	--	Pass
11ac-VHT20	6.5	157	5785	22.10	22.10	≤ 30.00	--	--	Pass
11ac-VHT20	6.5	165	5825	21.45	21.45	≤ 30.00	--	--	Pass
11ac-VHT40	13.5	38	5190	16.15	16.15	≤ 30.00	20.00	≤ 21.00	Pass
11ac-VHT40	13.5	46	5230	16.35	16.35	≤ 30.00	20.20	≤ 21.00	Pass
11ac-VHT40	13.5	151	5755	22.47	22.47	≤ 30.00	--	--	Pass
11ac-VHT40	13.5	159	5795	22.02	22.02	≤ 30.00	--	--	Pass
11ac-VHT80	29.3	42	5210	16.41	16.41	≤ 30.00	20.26	≤ 21.00	Pass
11ac-VHT80	29.3	155	5775	21.91	21.91	≤ 30.00	--	--	Pass

Note: Max EIRP of 30° Elevation Angle (dBm) = Total Average Power (dBm) + 30° Elevation Angle Gain (dBi).



Test Mode	Data Rate (Mbps)	Channel No.	Freq. (MHz)	Average Power (dBm)	Total Average Power (dBm)	Average Power Limit (dBm)	Max EIRP of 30° Elevation Angle (dBm)	EIRP Limit of 30° Elevation Angle (dBm)	Result
Ant 2									
11a	6	36	5180	15.32	15.32	≤ 30.00	18.59	≤ 21.00	Pass
11a	6	44	5220	15.49	15.49	≤ 30.00	18.76	≤ 21.00	Pass
11a	6	48	5240	15.52	15.52	≤ 30.00	18.79	≤ 21.00	Pass
11a	6	149	5745	22.78	22.78	≤ 30.00	--	--	Pass
11a	6	157	5785	22.48	22.48	≤ 30.00	--	--	Pass
11a	6	165	5825	21.92	21.92	≤ 30.00	--	--	Pass
11n-HT20	6.5	36	5180	15.60	15.60	≤ 30.00	18.87	≤ 21.00	Pass
11n-HT20	6.5	44	5220	15.26	15.26	≤ 30.00	18.53	≤ 21.00	Pass
11n-HT20	6.5	48	5240	15.29	15.29	≤ 30.00	18.56	≤ 21.00	Pass
11n-HT20	6.5	149	5745	22.51	22.51	≤ 30.00	--	--	Pass
11n-HT20	6.5	157	5785	22.22	22.22	≤ 30.00	--	--	Pass
11n-HT20	6.5	165	5825	21.66	21.66	≤ 30.00	--	--	Pass
11n-HT40	13.5	38	5190	15.75	15.75	≤ 30.00	19.02	≤ 21.00	Pass
11n-HT40	13.5	46	5230	15.42	15.42	≤ 30.00	18.69	≤ 21.00	Pass
11n-HT40	13.5	151	5755	22.65	22.65	≤ 30.00	--	--	Pass
11n-HT40	13.5	159	5795	22.31	22.31	≤ 30.00	--	--	Pass
11ac-VHT20	6.5	36	5180	15.62	15.62	≤ 30.00	18.89	≤ 21.00	Pass
11ac-VHT20	6.5	44	5220	15.77	15.77	≤ 30.00	19.04	≤ 21.00	Pass
11ac-VHT20	6.5	48	5240	15.81	15.81	≤ 30.00	19.08	≤ 21.00	Pass
11ac-VHT20	6.5	149	5745	22.59	22.59	≤ 30.00	--	--	Pass
11ac-VHT20	6.5	157	5785	22.26	22.26	≤ 30.00	--	--	Pass
11ac-VHT20	6.5	165	5825	21.68	21.68	≤ 30.00	--	--	Pass
11ac-VHT40	13.5	38	5190	15.78	15.78	≤ 30.00	19.05	≤ 21.00	Pass
11ac-VHT40	13.5	46	5230	15.41	15.41	≤ 30.00	18.68	≤ 21.00	Pass
11ac-VHT40	13.5	151	5755	22.61	22.61	≤ 30.00	--	--	Pass
11ac-VHT40	13.5	159	5795	22.34	22.34	≤ 30.00	--	--	Pass
11ac-VHT80	29.3	42	5210	15.64	15.64	≤ 30.00	18.91	≤ 21.00	Pass
11ac-VHT80	29.3	155	5775	22.27	22.27	≤ 30.00	--	--	Pass

Note: Max EIRP of 30° Elevation Angle (dBm) = Total Average Power (dBm) + 30° Elevation Angle Gain (dBi).



Test Mode	Data Rate (Mbps)	Channel No.	Freq. (MHz)	Average Power (dBm)	Total Average Power (dBm)	Average Power Limit (dBm)	Max EIRP of 30° Elevation Angle (dBm)	EIRP Limit of 30° Elevation Angle (dBm)	Result
Ant 3									
11a	6	36	5180	16.66	16.66	≤ 30.00	20.51	≤ 21.00	Pass
11a	6	44	5220	16.37	16.37	≤ 30.00	20.22	≤ 21.00	Pass
11a	6	48	5240	16.61	16.61	≤ 30.00	20.46	≤ 21.00	Pass
11a	6	149	5745	22.57	22.57	≤ 30.00	--	--	Pass
11a	6	157	5785	22.22	22.22	≤ 30.00	--	--	Pass
11a	6	165	5825	21.66	21.66	≤ 30.00	--	--	Pass
11n-HT20	6.5	36	5180	16.43	16.43	≤ 30.00	20.28	≤ 21.00	Pass
11n-HT20	6.5	44	5220	16.63	16.63	≤ 30.00	20.48	≤ 21.00	Pass
11n-HT20	6.5	48	5240	16.37	16.37	≤ 30.00	20.22	≤ 21.00	Pass
11n-HT20	6.5	149	5745	22.33	22.33	≤ 30.00	--	--	Pass
11n-HT20	6.5	157	5785	21.99	21.99	≤ 30.00	--	--	Pass
11n-HT20	6.5	165	5825	21.45	21.45	≤ 30.00	--	--	Pass
11n-HT40	13.5	38	5190	16.61	16.61	≤ 30.00	20.46	≤ 21.00	Pass
11n-HT40	13.5	46	5230	16.38	16.38	≤ 30.00	20.23	≤ 21.00	Pass
11n-HT40	13.5	151	5755	22.34	22.34	≤ 30.00	--	--	Pass
11n-HT40	13.5	159	5795	21.96	21.96	≤ 30.00	--	--	Pass
11ac-VHT20	6.5	36	5180	16.45	16.45	≤ 30.00	20.30	≤ 21.00	Pass
11ac-VHT20	6.5	44	5220	16.61	16.61	≤ 30.00	20.46	≤ 21.00	Pass
11ac-VHT20	6.5	48	5240	16.38	16.38	≤ 30.00	20.23	≤ 21.00	Pass
11ac-VHT20	6.5	149	5745	22.36	22.36	≤ 30.00	--	--	Pass
11ac-VHT20	6.5	157	5785	21.98	21.98	≤ 30.00	--	--	Pass
11ac-VHT20	6.5	165	5825	21.45	21.45	≤ 30.00	--	--	Pass
11ac-VHT40	13.5	38	5190	16.63	16.63	≤ 30.00	20.48	≤ 21.00	Pass
11ac-VHT40	13.5	46	5230	16.37	16.37	≤ 30.00	20.22	≤ 21.00	Pass
11ac-VHT40	13.5	151	5755	22.33	22.33	≤ 30.00	--	--	Pass
11ac-VHT40	13.5	159	5795	21.98	21.98	≤ 30.00	--	--	Pass
11ac-VHT80	29.3	42	5210	16.60	16.60	≤ 30.00	20.45	≤ 21.00	Pass
11ac-VHT80	29.3	155	5775	21.95	21.95	≤ 30.00	--	--	Pass

Note: Max EIRP of 30° Elevation Angle (dBm) = Total Average Power (dBm) + 30° Elevation Angle Gain (dBi).



Test Mode	Data Rate (Mbps)	Channel No.	Freq. (MHz)	Ant 0 Average Power (dBm)	Ant 1 Average Power (dBm)	Ant 2 Average Power (dBm)	Ant 3 Average Power (dBm)	Total Average Power (dBm)	Average Power Limit (dBm)	Max EIRP of 30° Elevation Angle (dBm)	EIRP Limit of 30° Elevation Angle (dBm)	Result
Ant 0+1+2+3												
11a	6	36	5180	8.72	8.89	8.91	8.67	14.82	≤ 30.00	18.33	≤ 21.00	Pass
11a	6	44	5220	8.78	9.04	9.06	8.99	14.99	≤ 30.00	18.51	≤ 21.00	Pass
11a	6	48	5240	9.09	9.03	9.17	9.24	15.15	≤ 30.00	18.67	≤ 21.00	Pass
11a	6	149	5745	18.27	17.92	18.34	17.84	24.12	≤ 30.00	--	--	Pass
11a	6	157	5785	17.98	17.54	18.01	17.48	23.78	≤ 30.00	--	--	Pass
11a	6	165	5825	17.99	17.48	17.92	17.42	23.73	≤ 30.00	--	--	Pass
11n-HT20	27	36	5180	8.84	8.92	8.68	8.92	14.86	≤ 26.41	18.38	≤ 21.00	Pass
11n-HT20	27	44	5220	8.94	9.16	9.16	8.90	15.06	≤ 26.41	18.58	≤ 21.00	Pass
11n-HT20	27	48	5240	8.86	8.83	8.76	8.85	14.85	≤ 26.41	18.36	≤ 21.00	Pass
11n-HT20	27	149	5745	18.04	17.75	18.13	17.69	23.93	≤ 25.65	--	--	Pass
11n-HT20	27	157	5785	18.30	17.83	18.27	17.85	24.09	≤ 25.65	--	--	Pass
11n-HT20	27	165	5825	18.25	17.80	18.21	17.83	24.05	≤ 25.65	--	--	Pass
11n-HT40	54	38	5190	9.07	9.19	9.19	9.01	15.14	≤ 26.41	18.65	≤ 21.00	Pass
11n-HT40	54	46	5230	8.94	8.83	8.78	8.70	14.83	≤ 26.41	18.35	≤ 21.00	Pass
11n-HT40	54	151	5755	17.89	17.82	18.12	17.75	23.92	≤ 25.65	--	--	Pass
11n-HT40	54	159	5795	18.21	17.78	18.19	17.86	24.03	≤ 25.65	--	--	Pass
11ac-VHT20	27	36	5180	8.83	8.88	8.84	8.89	14.88	≤ 26.41	18.40	≤ 21.00	Pass
11ac-VHT20	27	44	5220	8.90	9.12	9.03	8.81	14.99	≤ 26.41	18.50	≤ 21.00	Pass
11ac-VHT20	27	48	5240	8.89	8.86	8.74	8.81	14.85	≤ 26.41	18.36	≤ 21.00	Pass
11ac-VHT20	27	149	5745	18.07	17.80	18.11	17.71	23.95	≤ 25.65	--	--	Pass
11ac-VHT20	27	157	5785	18.32	17.85	18.27	17.88	24.11	≤ 25.65	--	--	Pass
11ac-VHT20	27	165	5825	18.24	17.80	18.23	17.86	24.06	≤ 25.65	--	--	Pass
11ac-VHT40	54	38	5190	8.97	9.26	9.11	9.06	15.12	≤ 26.41	18.64	≤ 21.00	Pass
11ac-VHT40	54	46	5230	8.91	8.78	8.68	8.71	14.79	≤ 26.41	18.31	≤ 21.00	Pass
11ac-VHT40	54	151	5755	17.87	17.82	18.16	17.78	23.93	≤ 25.65	--	--	Pass
11ac-VHT40	54	159	5795	18.22	17.78	18.17	17.89	24.04	≤ 25.65	--	--	Pass
11ac-VHT80	117.2	42	5210	9.27	8.98	9.16	9.19	15.17	≤ 26.41	18.68	≤ 21.00	Pass
11ac-VHT80	117.2	155	5775	18.15	17.74	18.24	17.73	23.99	≤ 25.65	--	--	Pass

Note 1: The Total Average Power (dBm) = $10 \cdot \log\{10^{(\text{Ant 0 Average Power} / 10)} + 10^{(\text{Ant 1 Average Power} / 10)} + 10^{(\text{Ant 2 Average Power} / 10)} + 10^{(\text{Ant 3 Average Power} / 10)}\}$.

Note 2: Max EIRP of 30° Elevation Angle (dBm) = $10 \cdot \log\{10^{(\text{Ant 0 Average Power} + \text{Ant 0 30° Elevation Angle Gain}) / 10} + 10^{(\text{Ant 1 Average Power} + \text{Ant 1 30° Elevation Angle}) / 10} + 10^{(\text{Ant 2 Average Power} + \text{Ant 2 30° Elevation Angle}) / 10} + 10^{(\text{Ant 3 Average Power} + \text{Ant 3 30° Elevation Angle}) / 10}\}$.

For 802.11ac-VHT 80 + 80 Test Data

Test Mode	Data Rate (Mbps)	Channel No.	Freq. (MHz)	Ant 0 Average Power (dBm)	Ant 1 Average Power (dBm)	Ant 2 Average Power (dBm)	Ant 3 Average Power (dBm)	Total Average Power (dBm)	Average Power Limit (dBm)	Max EIRP of 30° Elevation Angle (dBm)	EIRP Limit of 30° Elevation Angle (dBm)	Result
11ac-VHT 80+80	117.2	42	5210	13.79	13.68	--	--	16.75	≤ 29.46	20.26	≤ 21.00	Pass
	117.2	155	5775	--	--	11.07	10.83	13.96	≤ 28.64	--	--	Pass

Note 1: The Total Average Power (dBm) = $10 \cdot \log\{10^{(\text{Ant 0 Average Power} / 10)} + 10^{(\text{Ant 1 Average Power} / 10)}\}$.

Note 2: The Total Average Power (dBm) = $10 \cdot \log\{10^{(\text{Ant 2 Average Power} / 10)} + 10^{(\text{Ant 3 Average Power} / 10)}\}$.

Note 3: Max EIRP of 30° Elevation Angle (dBm) = $10 \cdot \log\{10^{(\text{Ant 0 Average Power} + \text{Ant 0 30° Elevation Angle Gain}) / 10} + 10^{(\text{Ant 1 Average Power} + \text{Ant 1 30° Elevation Angle Gain}) / 10}\}$.

7.5. Transmit Power Control

7.5.1. Test Limit

The U-NII device is required to have the capability to operate at least 6 dB below the mean EIRP value of 30 dBm.

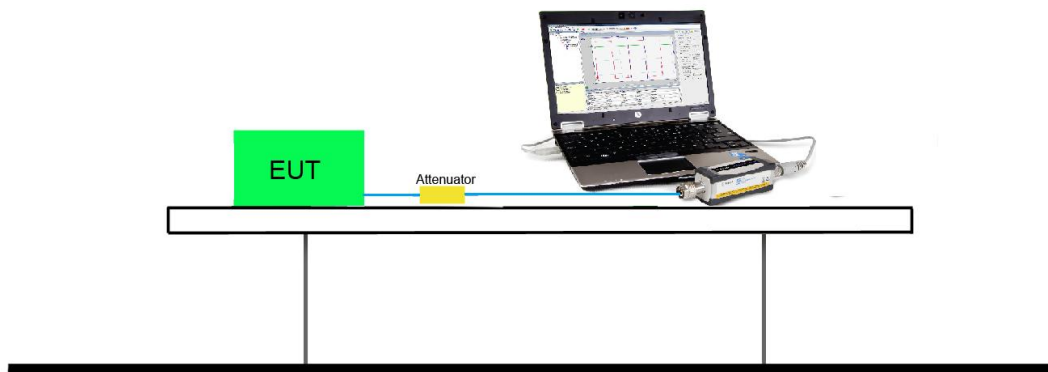
7.5.2. Test Procedure Used

KDB 789033 D02v01r03 - Section E) 3) b) Method PM-G

7.5.3. Test Setting

Average power measurements were performed only when the EUT was transmitting at its maximum power control level using a broadband power meter with a pulse sensor. The power meter implemented triggering and gating capabilities which were set up such that power measurements were recorded only during the ON time of the transmitter. The trace was averaged over 100 traces to obtain the final measured average power.

7.5.4. Test Setup



7.5.5. Test Result

TPC is not required for 5150 ~ 5250MHz & 5725 ~ 5850MHz.

7.6. Power Spectral Density Measurement

7.6.1. Test Limit

For an indoor access point operating in the band 5.15-5.25 GHz, the maximum power spectral density shall not exceed 17 dBm in any 1 megahertz band.

For the band 5.725-5.85 GHz, the maximum power spectral density shall not exceed 30 dBm in any 500-kHz band.

If transmitting antennas of directional gain greater than 6dBi are used, the peak power spectral density shall be reduced by the amount in dB that the directional gain of the antenna exceeds 6dBi.

Frequency Band (MHz)	Per Chain Max Antenna Gain (dBi)				CDD & Beam Forming Directional Gain (dBi)	Limit of SISO (dBm/MHz)				Limit of MIMO (dBm/MHz)
	Ant 0	Ant 1	Ant 2	Ant 3		Ant 0	Ant 1	Ant 2	Ant 3	Ant 0+1+2+3
5150 ~ 5250	3.27	3.85	3.27	3.85	9.59	17.00	17.00	17.00	17.00	13.41
Frequency Band (MHz)	Per Chain Max Antenna Gain (dBi)				CDD & Beam Forming Directional Gain (dBi)	Limit of SISO (dBm/500kHz)				Limit of MIMO (dBm/500kHz)
	Ant 0	Ant 1	Ant 2	Ant 3		Ant 0	Ant 1	Ant 2	Ant 3	Ant 0+1+2+3
5725 ~ 5850	4.35	4.30	4.35	4.30	10.35	30.00	30.00	30.00	30.00	25.65

7.6.2. Test Procedure Used

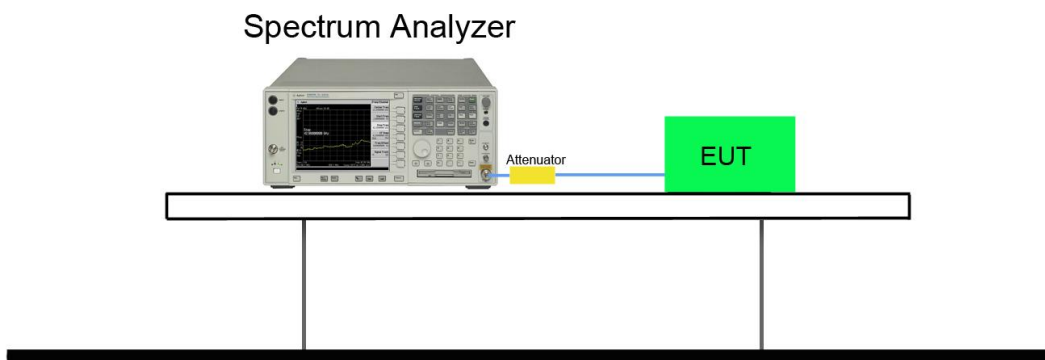
KDB 789033 D02v01r03 - Section F

7.6.3. Test Setting

1. Analyzer was set to the center frequency of the UNII channel under investigation
2. Span was set to encompass the entire 26dB EBW of the signal.
3. RBW = 1MHz, if measurement bandwidth of Maximum PSD is specified in 500 kHz,
4. RBW = 100 kHz
5. VBW = 3MHz
6. Number of sweep points $\geq 2 \times (\text{span} / \text{RBW})$
7. Detector = power averaging (Average)
8. Sweep time = auto
9. Trigger = free run
10. Use the peak search function on the instrument to find the peak of the spectrum and record its value.

11. Add $10 \cdot \log(1/x)$, where x is the duty cycle, to the measured power in order to compute the average power during the actual transmission times (because the measurement represents an average over both the on and off times of the transmission). For example, add $10 \cdot \log(1/0.25) = 6$ dB if the duty cycle is 25 percent.
12. When the measurement bandwidth of Maximum PSD is specified in 500 kHz, add a constant factor $10 \cdot \log(500\text{kHz}/100\text{kHz}) = 7$ dB to the measured result

7.6.4. Test Setup



7.6.5. Test Result

Product	Wi-Fi AP 4x4 OD small omni antenna US	Temperature	25°C
Test Engineer	Johnson Liao	Relative Humidity	50 ~ 58%
Test Site	SR2	Test Date	2016/12/19
Test Item	Power Spectral Density		

Test Mode	Data Rate (Mbps)	Channel No.	Freq. (MHz)	PSD (dBm/MHz)	Duty Cycle (%)	Total PSD (dBm/MHz)	PSD Limit (dBm/MHz)	Result
Ant 0								
11a	6	36	5180	2.83	97.18	2.95	≤ 17.00	Pass
11a	6	44	5220	3.02	97.18	3.15	≤ 17.00	Pass
11a	6	48	5240	3.47	97.18	3.59	≤ 17.00	Pass
11n-HT20	6.5	36	5180	2.63	98.81	2.69	≤ 17.00	Pass
11n-HT20	6.5	44	5220	3.26	98.81	3.31	≤ 17.00	Pass
11n-HT20	6.5	48	5240	3.14	98.81	3.20	≤ 17.00	Pass
11n-HT40	13.5	38	5190	0.02	97.55	0.13	≤ 17.00	Pass
11n-HT40	13.5	46	5230	0.42	97.55	0.53	≤ 17.00	Pass
11ac-VHT20	6.5	36	5180	2.59	98.82	2.64	≤ 17.00	Pass
11ac-VHT20	6.5	44	5220	2.83	98.82	2.88	≤ 17.00	Pass
11ac-VHT20	6.5	48	5240	3.35	98.82	3.40	≤ 17.00	Pass
11ac-VHT40	13.5	38	5190	0.03	97.40	0.14	≤ 17.00	Pass
11ac-VHT40	13.5	46	5230	0.25	97.40	0.36	≤ 17.00	Pass
11ac-VHT80	29.3	42	5210	-3.02	94.30	-2.77	≤ 17.00	Pass

Note: Total PSD (dBm/MHz) = Ant PSD (dBm/MHz) + 10*log(1/duty cycle)

Test Mode	Data Rate (Mbps)	Channel No.	Freq. (MHz)	PSD (dBm/MHz)	Duty Cycle (%)	Total PSD (dBm/MHz)	PSD Limit (dBm/MHz)	Result
Ant 1								
11a	6	36	5180	5.09	97.18	5.22	≤ 17.00	Pass
11a	6	44	5220	5.48	97.18	5.61	≤ 17.00	Pass
11a	6	48	5240	5.07	97.18	5.19	≤ 17.00	Pass
11n-HT20	6.5	36	5180	4.26	98.81	4.31	≤ 17.00	Pass
11n-HT20	6.5	44	5220	4.73	98.81	4.78	≤ 17.00	Pass
11n-HT20	6.5	48	5240	5.56	98.81	5.61	≤ 17.00	Pass
11n-HT40	13.5	38	5190	2.01	97.55	2.12	≤ 17.00	Pass
11n-HT40	13.5	46	5230	2.35	97.55	2.46	≤ 17.00	Pass
11ac-VHT20	6.5	36	5180	4.39	98.82	4.44	≤ 17.00	Pass
11ac-VHT20	6.5	44	5220	4.88	98.82	4.93	≤ 17.00	Pass
11ac-VHT20	6.5	48	5240	5.71	98.82	5.76	≤ 17.00	Pass
11ac-VHT40	13.5	38	5190	2.12	97.40	2.23	≤ 17.00	Pass
11ac-VHT40	13.5	46	5230	2.35	97.40	2.46	≤ 17.00	Pass
11ac-VHT80	29.3	42	5210	-0.71	94.30	-0.46	≤ 17.00	Pass

Note: Total PSD (dBm/MHz) = Ant PSD (dBm/MHz) + 10*log(1/duty cycle)



Test Mode	Data Rate (Mbps)	Channel No.	Freq. (MHz)	PSD (dBm/MHz)	Duty Cycle (%)	Total PSD (dBm/MHz)	PSD Limit (dBm/MHz)	Result
Ant 2								
11a	6	36	5180	2.38	97.18	2.51	≤ 17.00	Pass
11a	6	44	5220	2.86	97.18	2.99	≤ 17.00	Pass
11a	6	48	5240	2.83	97.18	2.95	≤ 17.00	Pass
11n-HT20	6.5	36	5180	2.14	98.81	2.20	≤ 17.00	Pass
11n-HT20	6.5	44	5220	2.22	98.81	2.27	≤ 17.00	Pass
11n-HT20	6.5	48	5240	2.35	98.81	2.40	≤ 17.00	Pass
11n-HT40	13.5	38	5190	0.53	97.55	0.64	≤ 17.00	Pass
11n-HT40	13.5	46	5230	-0.35	97.55	-0.24	≤ 17.00	Pass
11ac-VHT20	6.5	36	5180	2.12	98.82	2.17	≤ 17.00	Pass
11ac-VHT20	6.5	44	5220	2.67	98.82	2.72	≤ 17.00	Pass
11ac-VHT20	6.5	48	5240	3.02	98.82	3.07	≤ 17.00	Pass
11ac-VHT40	13.5	38	5190	-0.57	97.40	-0.46	≤ 17.00	Pass
11ac-VHT40	13.5	46	5230	-0.52	97.40	-0.41	≤ 17.00	Pass
11ac-VHT80	29.3	42	5210	-2.27	94.30	-2.02	≤ 17.00	Pass
Ant 3								
11a	6	36	5180	3.30	97.18	3.42	≤ 17.00	Pass
11a	6	44	5220	3.38	97.18	3.50	≤ 17.00	Pass
11a	6	48	5240	3.47	97.18	3.59	≤ 17.00	Pass
11n-HT20	6.5	36	5180	2.81	98.81	2.86	≤ 17.00	Pass
11n-HT20	6.5	44	5220	3.35	98.81	3.40	≤ 17.00	Pass
11n-HT20	6.5	48	5240	4.02	98.81	4.07	≤ 17.00	Pass
11n-HT40	13.5	38	5190	0.17	97.55	0.28	≤ 17.00	Pass
11n-HT40	13.5	46	5230	0.19	97.55	0.30	≤ 17.00	Pass
11ac-VHT20	6.5	36	5180	2.73	98.82	2.78	≤ 17.00	Pass
11ac-VHT20	6.5	44	5220	3.26	98.82	3.31	≤ 17.00	Pass
11ac-VHT20	6.5	48	5240	3.24	98.82	3.30	≤ 17.00	Pass
11ac-VHT40	13.5	38	5190	0.23	97.40	0.35	≤ 17.00	Pass
11ac-VHT40	13.5	46	5230	0.32	97.40	0.43	≤ 17.00	Pass
11ac-VHT80	29.3	42	5210	-2.66	94.30	-2.41	≤ 17.00	Pass

Note: Total PSD (dBm/MHz) = Ant PSD (dBm/MHz) + 10*log(1/duty cycle)



Test Mode	Data Rate (Mbps)	Channel No.	Freq. (MHz)	Ant 0 PSD (dBm/MHz)	Ant 1 PSD (dBm/MHz)	Ant 2 PSD (dBm/MHz)	Ant 3 PSD (dBm/MHz)	Duty Cycle (%)	Total PSD (dBm/MHz)	PSD Limit (dBm/MHz)	Result
Ant 0 + 1 + 2 + 3											
11a	6	36	5180	-2.50	-3.12	-3.39	-3.22	97.18	3.10	≤ 13.41	Pass
11a	6	44	5220	-1.88	-2.36	-2.93	-2.78	97.18	3.68	≤ 13.41	Pass
11a	6	48	5240	-2.03	-2.63	-3.15	-3.01	97.18	3.46	≤ 13.41	Pass
11n-HT20	13	36	5180	-2.54	-2.84	-3.02	-2.64	98.81	3.32	≤ 13.41	Pass
11n-HT20	13	44	5220	-2.35	-3.12	-3.02	-2.41	98.81	3.36	≤ 13.41	Pass
11n-HT20	13	48	5240	-1.98	-2.73	-2.49	-2.56	98.81	3.64	≤ 13.41	Pass
11n-HT40	27	38	5190	-5.43	-6.07	-5.94	-6.02	97.55	0.27	≤ 13.41	Pass
11n-HT40	27	46	5230	-4.44	-5.85	-5.28	-5.70	97.55	0.85	≤ 13.41	Pass
11ac-VHT20	13	36	5180	-2.42	-2.56	-2.73	-2.52	98.82	3.52	≤ 13.41	Pass
11ac-VHT20	13	44	5220	-2.36	-3.19	-3.04	-2.43	98.82	3.33	≤ 13.41	Pass
11ac-VHT20	13	48	5240	-2.05	-2.65	-2.50	-2.44	98.82	3.67	≤ 13.41	Pass
11ac-VHT40	27	38	5190	-5.47	-6.02	-5.96	-5.98	97.40	0.28	≤ 13.41	Pass
11ac-VHT40	27	46	5230	-4.94	-5.69	-5.32	-5.42	97.40	0.80	≤ 13.41	Pass
11ac-VHT80	58.6	42	5210	-7.55	-7.99	-7.88	-8.26	94.30	-1.64	≤ 13.41	Pass

Note: Total PSD (dBm/MHz) = $10 \cdot \log\{10^{(\text{Ant 0 PSD}/10)} + 10^{(\text{Ant 1 PSD}/10)} + 10^{(\text{Ant 2 PSD}/10)} + 10^{(\text{Ant 3 PSD}/10)}\} + 10 \cdot \log(1/\text{duty cycle})$

Test Mode	Data Rate (Mbps)	Channel No.	Freq. (MHz)	Ant 0 PSD (dBm/MHz)	Ant 1 PSD (dBm/MHz)	Ant 2 PSD (dBm/MHz)	Ant 3 PSD (dBm/MHz)	Duty Cycle (%)	Total PSD (dBm/MHz)	PSD Limit (dBm/MHz)	Result
Ant 0 + 1 + 2 + 3											
11ac-VHT80+80	58.6	42	5210	-4.83	-5.33	--	--	94.30	-1.81	≤ 16.48	Pass

Note: Total PSD (dBm/MHz) = $10 \cdot \log\{10^{(\text{Ant 0 PSD}/10)} + 10^{(\text{Ant 1 PSD}/10)}\} + 10 \cdot \log(1/\text{duty cycle})$



Test Mode	Data Rate (Mbps)	Channel No.	Freq. (MHz)	PSD (dBm/100kHz)	Duty Cycle (%)	Constant Factor	Total PSD (dBm/500kHz)	Limit (dBm/500kHz)	Result
Ant 0									
11a	6	149	5745	3.55	97.18	6.99	10.67	≤ 30.00	Pass
11a	6	157	5785	3.20	97.18	6.99	10.32	≤ 30.00	Pass
11a	6	165	5825	2.76	97.18	6.99	9.87	≤ 30.00	Pass
11n-HT20	6.5	149	5745	2.86	98.81	6.99	9.90	≤ 30.00	Pass
11n-HT20	6.5	157	5785	2.68	98.81	6.99	9.72	≤ 30.00	Pass
11n-HT20	6.5	165	5825	2.19	98.81	6.99	9.23	≤ 30.00	Pass
11n-HT40	13.5	151	5755	0.12	97.55	6.99	7.22	≤ 30.00	Pass
11n-HT40	13.5	159	5795	0.09	97.55	6.99	7.19	≤ 30.00	Pass
11ac-VHT20	6.5	149	5745	3.14	98.82	6.99	10.18	≤ 30.00	Pass
11ac-VHT20	6.5	157	5785	2.72	98.82	6.99	9.76	≤ 30.00	Pass
11ac-VHT20	6.5	165	5825	2.06	98.82	6.99	9.10	≤ 30.00	Pass
11ac-VHT40	13.5	151	5755	0.12	97.40	6.99	7.23	≤ 30.00	Pass
11ac-VHT40	13.5	159	5795	-0.29	97.40	6.99	6.82	≤ 30.00	Pass
11ac-VHT80	29.3	155	5775	-3.28	94.30	6.99	3.96	≤ 30.00	Pass
Ant 1									
11a	6	149	5745	3.63	97.18	6.99	10.75	≤ 30.00	Pass
11a	6	157	5785	3.47	97.18	6.99	10.58	≤ 30.00	Pass
11a	6	165	5825	2.92	97.18	6.99	10.03	≤ 30.00	Pass
11n-HT20	6.5	149	5745	3.81	98.81	6.99	10.86	≤ 30.00	Pass
11n-HT20	6.5	157	5785	2.55	98.81	6.99	9.59	≤ 30.00	Pass
11n-HT20	6.5	165	5825	2.14	98.81	6.99	9.18	≤ 30.00	Pass
11n-HT40	13.5	151	5755	0.53	97.55	6.99	7.63	≤ 30.00	Pass
11n-HT40	13.5	159	5795	-0.17	97.55	6.99	6.93	≤ 30.00	Pass
11ac-VHT20	6.5	149	5745	3.63	98.82	6.99	10.67	≤ 30.00	Pass
11ac-VHT20	6.5	157	5785	2.85	98.82	6.99	9.89	≤ 30.00	Pass
11ac-VHT20	6.5	165	5825	1.96	98.82	6.99	9.00	≤ 30.00	Pass
11ac-VHT40	13.5	151	5755	0.61	97.40	6.99	7.72	≤ 30.00	Pass
11ac-VHT40	13.5	159	5795	-0.03	97.40	6.99	7.08	≤ 30.00	Pass
11ac-VHT80	29.3	155	5775	-2.99	94.30	6.99	4.26	≤ 30.00	Pass

Note: Total PSD (dBm/500kHz) = Ant PSD (dBm/100kHz) + 10*log(1/duty cycle) + Constant Factor.



Test Mode	Data Rate (Mbps)	Channel No.	Freq. (MHz)	PSD (dBm/100kHz)	Duty Cycle (%)	Constant Factor	Total PSD (dBm/500kHz)	Limit (dBm/500kHz)	Result
Ant 2									
11a	6	149	5745	3.75	97.18	6.99	10.86	≤ 30.00	Pass
11a	6	157	5785	3.16	97.18	6.99	10.27	≤ 30.00	Pass
11a	6	165	5825	2.78	97.18	6.99	9.90	≤ 30.00	Pass
11n-HT20	6.5	149	5745	3.35	98.81	6.99	10.39	≤ 30.00	Pass
11n-HT20	6.5	157	5785	2.97	98.81	6.99	10.01	≤ 30.00	Pass
11n-HT20	6.5	165	5825	2.79	98.81	6.99	9.83	≤ 30.00	Pass
11n-HT40	13.5	151	5755	0.45	97.55	6.99	7.55	≤ 30.00	Pass
11n-HT40	13.5	159	5795	0.68	97.55	6.99	7.78	≤ 30.00	Pass
11ac-VHT20	6.5	149	5745	3.24	98.82	6.99	10.28	≤ 30.00	Pass
11ac-VHT20	6.5	157	5785	2.85	98.82	6.99	9.90	≤ 30.00	Pass
11ac-VHT20	6.5	165	5825	2.27	98.82	6.99	9.31	≤ 30.00	Pass
11ac-VHT40	13.5	151	5755	0.37	97.40	6.99	7.47	≤ 30.00	Pass
11ac-VHT40	13.5	159	5795	0.24	97.40	6.99	7.34	≤ 30.00	Pass
11ac-VHT80	29.3	155	5775	-2.80	94.30	6.99	4.44	≤ 30.00	Pass
Ant 3									
11a	6	149	5745	3.20	97.18	6.99	10.32	≤ 30.00	Pass
11a	6	157	5785	2.90	97.18	6.99	10.01	≤ 30.00	Pass
11a	6	165	5825	2.27	97.18	6.99	9.38	≤ 30.00	Pass
11n-HT20	6.5	149	5745	3.05	98.81	6.99	10.09	≤ 30.00	Pass
11n-HT20	6.5	157	5785	2.35	98.81	6.99	9.39	≤ 30.00	Pass
11n-HT20	6.5	165	5825	2.26	98.81	6.99	9.30	≤ 30.00	Pass
11n-HT40	13.5	151	5755	0.18	97.55	6.99	7.28	≤ 30.00	Pass
11n-HT40	13.5	159	5795	-0.81	97.55	6.99	6.29	≤ 30.00	Pass
11ac-VHT20	6.5	149	5745	2.55	98.82	6.99	9.59	≤ 30.00	Pass
11ac-VHT20	6.5	157	5785	2.11	98.82	6.99	9.15	≤ 30.00	Pass
11ac-VHT20	6.5	165	5825	1.79	98.82	6.99	8.83	≤ 30.00	Pass
11ac-VHT40	13.5	151	5755	0.29	97.40	6.99	7.39	≤ 30.00	Pass
11ac-VHT40	13.5	159	5795	-0.22	97.40	6.99	6.89	≤ 30.00	Pass
11ac-VHT80	29.3	155	5775	-3.15	94.30	6.99	4.10	≤ 30.00	Pass

Note: Total PSD (dBm/500kHz) = Ant PSD (dBm/100kHz) + 10*log(1/duty cycle) + Constant Factor.



Test Mode	Data Rate (Mbps)	Channel No.	Freq. (MHz)	Ant 0 PSD (dBm/100kHz)	Ant 1 PSD (dBm/100kHz)	Ant 2 PSD (dBm/100kHz)	Ant 3 PSD (dBm/100kHz)	Duty Cycle (%)	Constant Factor	Total PSD (dBm/500kHz)	Limit (dBm/500kHz)	Result
Ant 0 + 1 + 2 + 3												
11a	6	149	5745	-1.66	-1.94	-1.94	-1.51	97.18	6.99	11.38	≤ 25.65	Pass
11a	6	157	5785	-1.49	-2.30	-1.88	-2.18	97.18	6.99	11.18	≤ 25.65	Pass
11a	6	165	5825	-1.87	-2.38	-1.75	-2.44	97.18	6.99	11.04	≤ 25.65	Pass
11n-HT20	13	149	5745	-2.29	-2.16	-1.76	-1.76	98.81	6.99	11.08	≤ 25.65	Pass
11n-HT20	13	157	5785	-1.83	-1.80	-1.76	-1.64	98.81	6.99	11.31	≤ 25.65	Pass
11n-HT20	13	165	5825	-1.93	-1.91	-1.97	-2.10	98.81	6.99	11.09	≤ 25.65	Pass
11n-HT40	27	151	5755	-4.81	-5.11	-4.94	-5.32	97.55	6.99	8.08	≤ 25.65	Pass
11n-HT40	27	159	5795	-5.09	-4.96	-4.73	-4.73	97.55	6.99	8.24	≤ 25.65	Pass
11ac-VHT20	13	149	5745	-1.75	-2.16	-1.92	-2.25	98.82	6.99	11.05	≤ 25.65	Pass
11ac-VHT20	13	157	5785	-1.90	-1.74	-1.52	-1.60	98.82	6.99	11.37	≤ 25.65	Pass
11ac-VHT20	13	165	5825	-2.56	-2.69	-2.35	-2.81	98.82	6.99	10.46	≤ 25.65	Pass
11ac-VHT40	27	151	5755	-5.20	-5.14	4.70	-5.50	97.40	6.99	12.95	≤ 25.65	Pass
11ac-VHT40	27	159	5795	-4.90	-5.18	-4.82	-5.50	97.40	6.99	8.03	≤ 25.65	Pass
11ac-VHT80	58.6	155	5775	-7.75	-7.54	-8.03	-8.29	94.30	6.99	5.37	≤ 25.65	Pass

Note: Total PSD (dBm/MHz) = $10 \cdot \log\{10^{(\text{Ant 0 PSD}/10)} + 10^{(\text{Ant 1 PSD}/10)} + 10^{(\text{Ant 2 PSD}/10)} + 10^{(\text{Ant 3 PSD}/10)}\} + 10 \cdot \log(1/\text{duty cycle}) + \text{Constant Factor}$

Test Mode	Data Rate (Mbps)	Channel No.	Freq. (MHz)	Ant 0 PSD (dBm/100kHz)	Ant 1 PSD (dBm/100kHz)	Ant 2 PSD (dBm/100kHz)	Ant 3 PSD (dBm/100kHz)	Duty Cycle (%)	Constant Factor	Total PSD (dBm/500kHz)	Limit (dBm/500kHz)	Result
Ant 0 + 1 + 2 + 3												
11ac-VHT80+80	58.6	155	5775	--	--	-14.40	-14.54	94.30	6.99	-4.21	≤ 28.64	Pass

Note: Total PSD (dBm/MHz) = $10 \cdot \log\{10^{(\text{Ant 2 PSD}/10)} + 10^{(\text{Ant 3 PSD}/10)}\} + 10 \cdot \log(1/\text{duty cycle}) + \text{Constant Factor}$