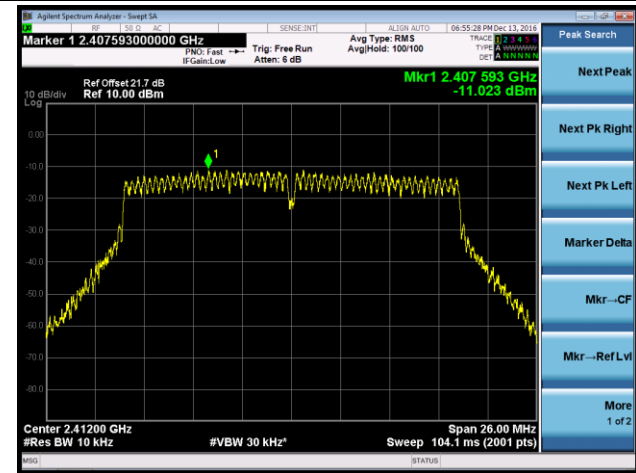
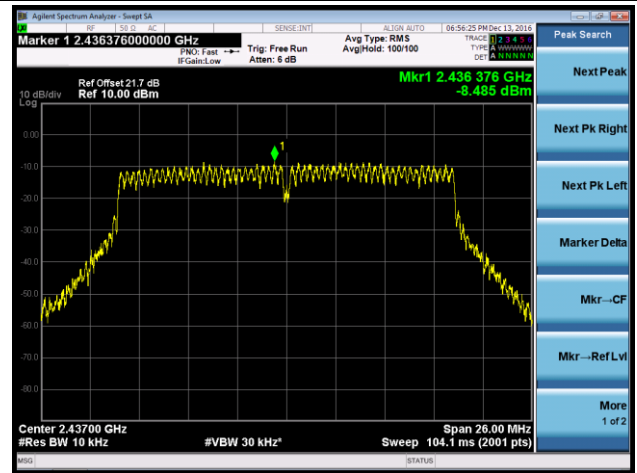


802.11n-HT20 AVGPDS - Ant 2 / Ant 0 + 1 + 2 + 3

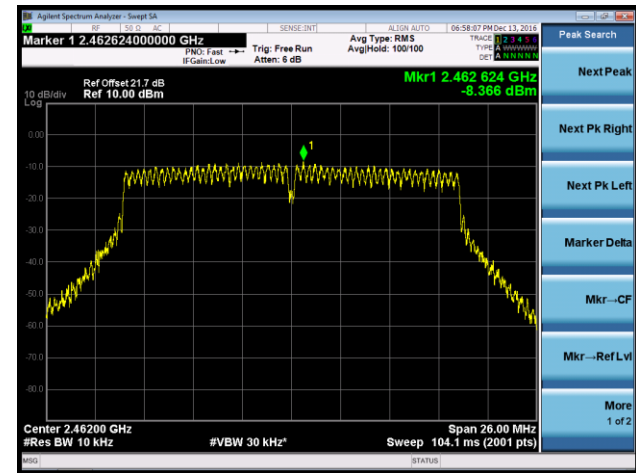
Channel 01 (2412MHz)



Channel 06 (2437MHz)

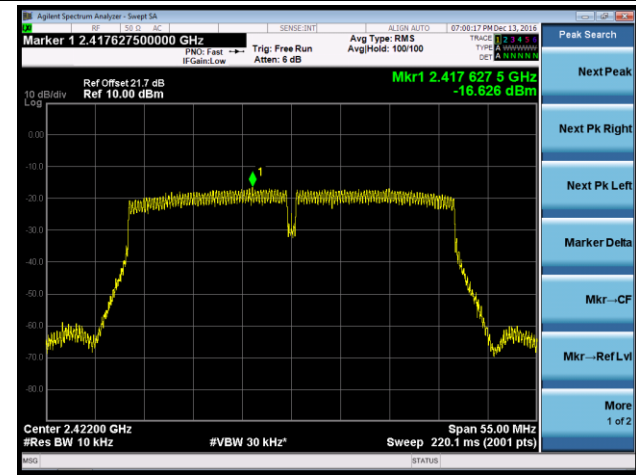


Channel 11 (2462MHz)

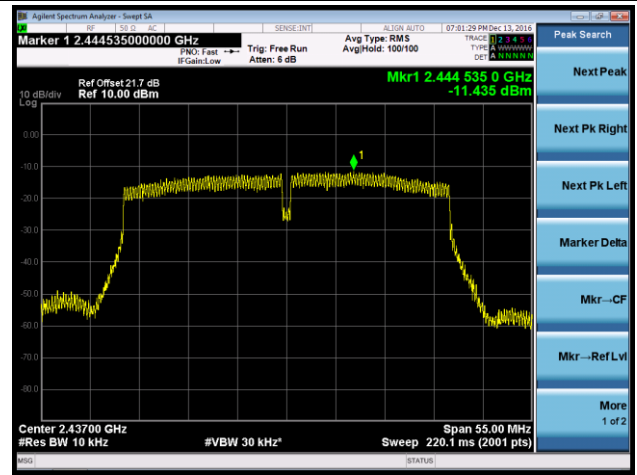


802.11n-HT40 AVGPDS - Ant 2 / Ant 0 + 1 + 2 + 3

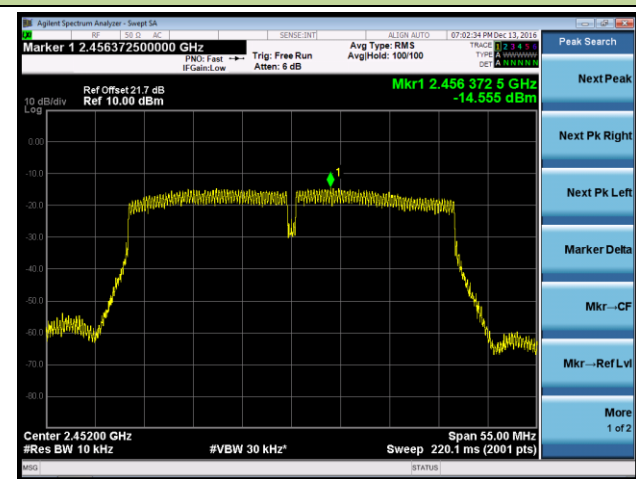
Channel 03 (2422MHz)



Channel 06 (2437MHz)

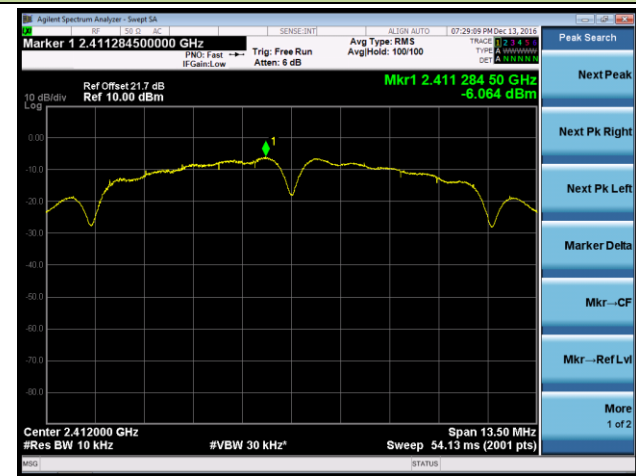


Channel 09 (2452MHz)

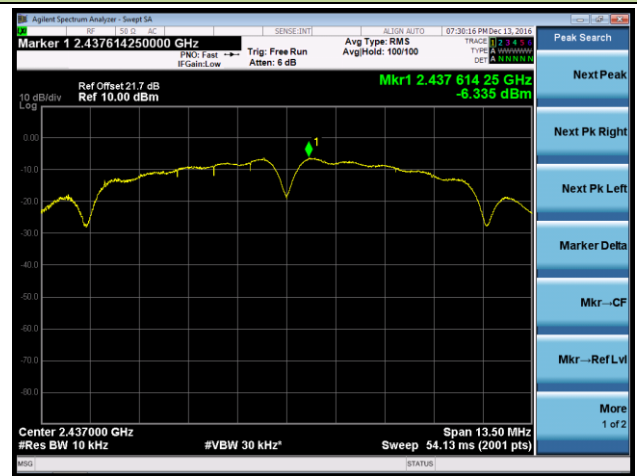


802.11b AVGPDS - Ant 3 / Ant 0 + 1 + 2 + 3

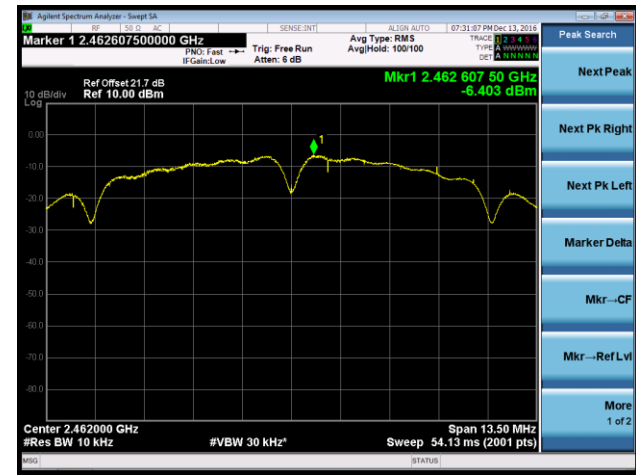
Channel 01 (2412MHz)



Channel 06 (2437MHz)

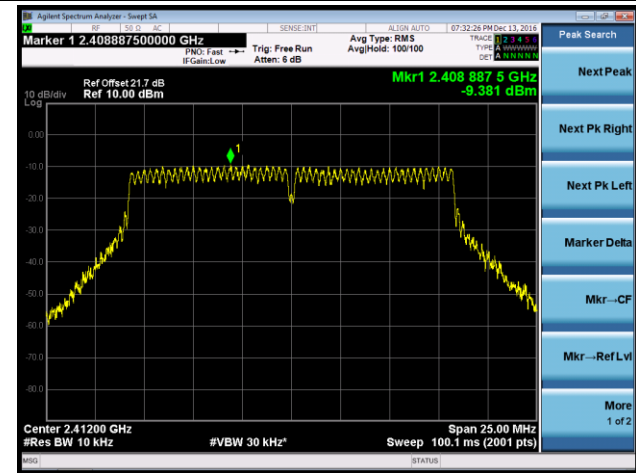


Channel 11 (2462MHz)

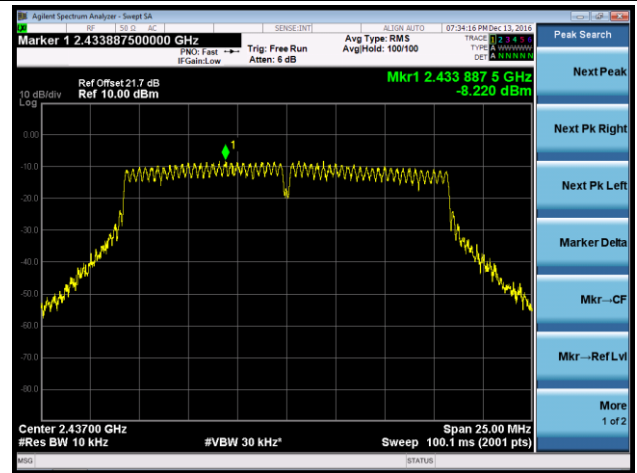


802.11g AVGPDS - Ant 3 / Ant 0 + 1 + 2 + 3

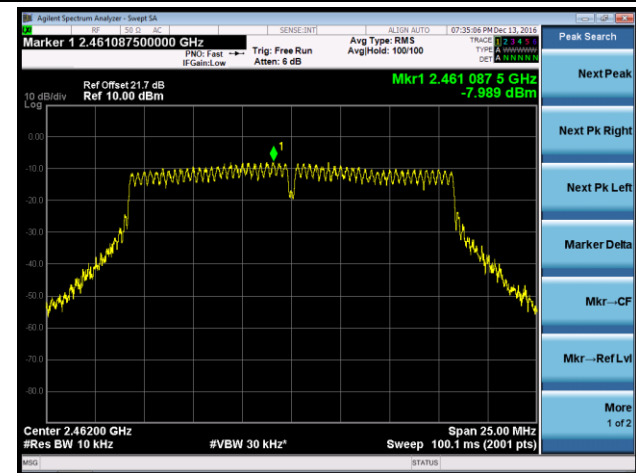
Channel 01 (2412MHz)



Channel 06 (2437MHz)

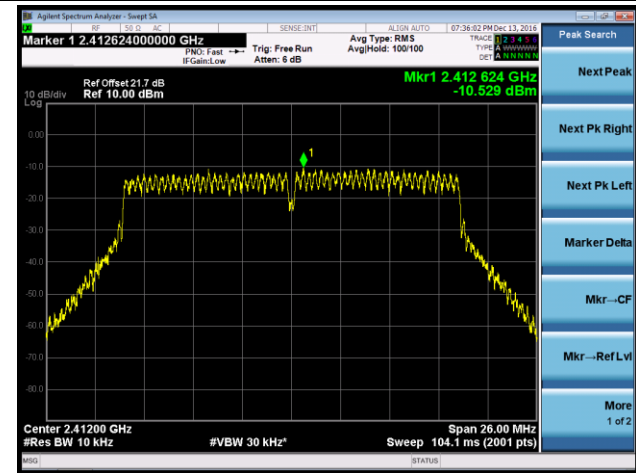


Channel 11 (2462MHz)

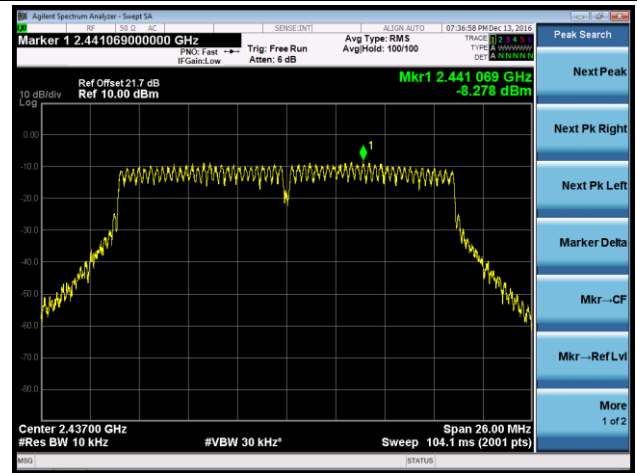


802.11n-HT20 AVGPDS - Ant 3 / Ant 0 + 1 + 2 + 3

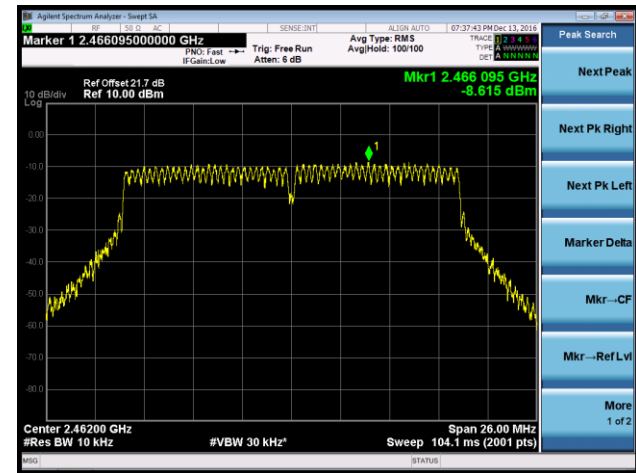
Channel 01 (2412MHz)



Channel 06 (2437MHz)

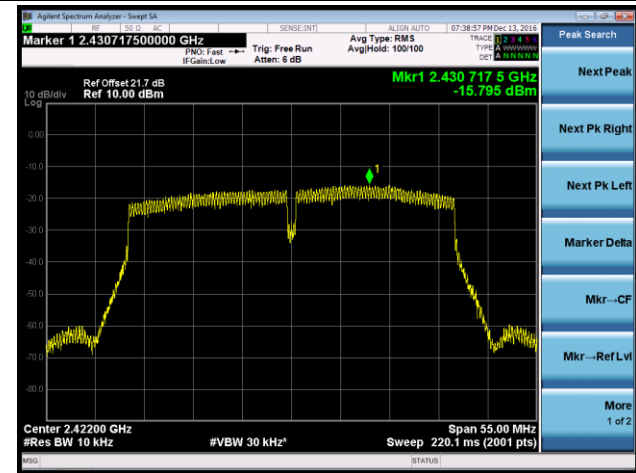


Channel 11 (2462MHz)

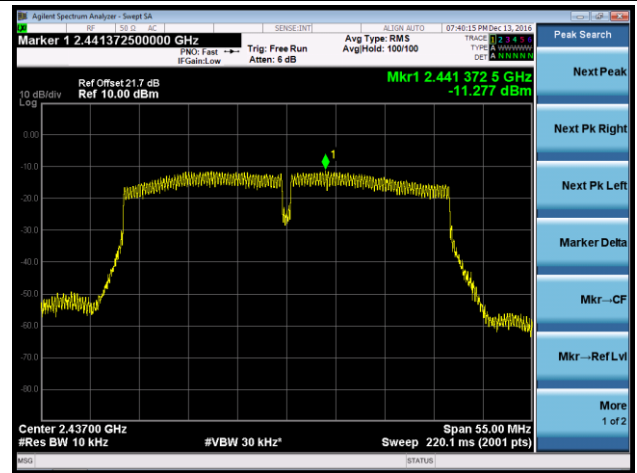


802.11n-HT40 AVGPDS - Ant 3 / Ant 0 + 1 + 2 + 3

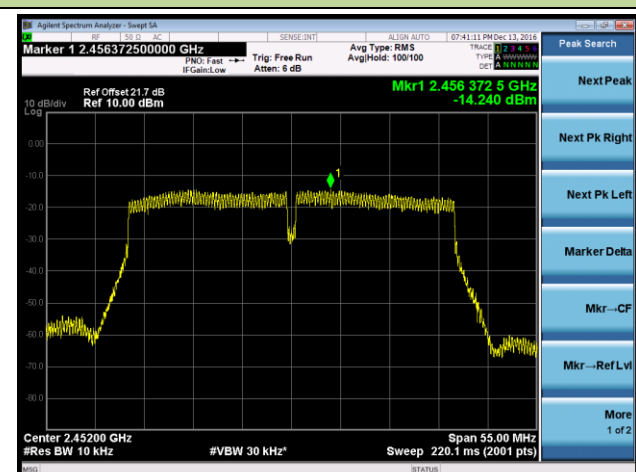
Channel 03 (2422MHz)



Channel 06 (2437MHz)



Channel 09 (2452MHz)



7.5. Conducted Band Edge and Out-of-Band Emissions

7.5.1. Test Limit

The limit for out-of-band spurious emissions at the band edge is 30dB below the fundamental emission level, as determined from the in-band power measurement of the DTS channel performed in a 100 kHz bandwidth per the PSD procedure.

7.5.2. Test Procedure Used

KDB 558074 D01v03r05 - Section 11.2 & Section 11.3

7.5.3. Test Setting

Reference level measurement

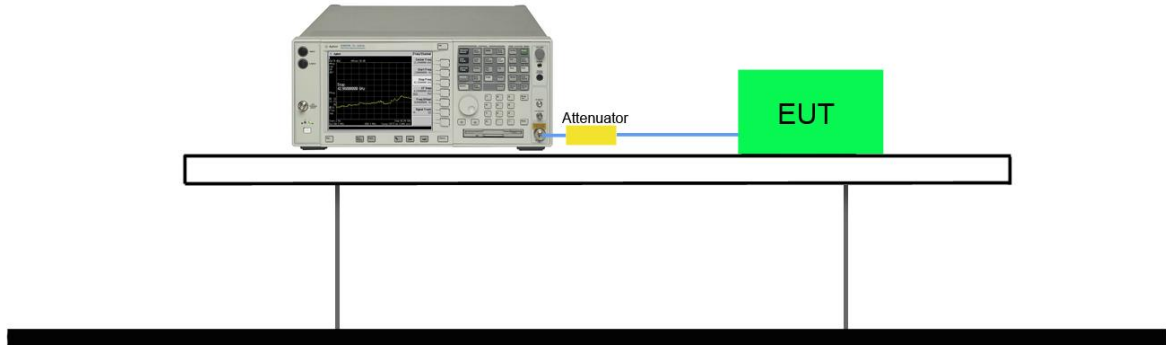
1. Set instrument center frequency to DTS channel center frequency
2. Set the span to ≥ 1.5 times the DTS bandwidth
3. Set the RBW = 100 kHz
4. Set the VBW $\geq 3 \times$ RBW
5. Detector = peak
6. Sweep time = auto couple
7. Trace mode = max hold
8. Allow trace to fully stabilize

Emission level measurement

1. Set the center frequency and span to encompass frequency range to be measured
2. RBW = 100kHz
3. VBW = 300kHz
4. Detector = Peak
5. Trace mode = max hold
6. Sweep time = auto couple
7. The trace was allowed to stabilize

7.5.4. Test Setup

Spectrum Analyzer



7.5.5. Test Result

Product	Wi-Fi AP 4x4 OD small omni antenna US	Temperature	25°C
Test Engineer	Johnson Liao	Relative Humidity	50 ~ 58%
Test Site	SR2	Test Date	2016/09/22
Test Item	Conducted Band Edge and Out-of-Band Emissions		

Test Mode	Data Rate (Mbps)	Channel No.	Frequency (MHz)	Limit	Result
Ant 0					
802.11b	1	01	2412	30dBc	Pass
802.11b	1	06	2437	30dBc	Pass
802.11b	1	11	2462	30dBc	Pass
802.11g	6	01	2412	30dBc	Pass
802.11g	6	06	2437	30dBc	Pass
802.11g	6	11	2462	30dBc	Pass
802.11n-HT20	6.5	01	2412	30dBc	Pass
802.11n-HT20	6.5	06	2437	30dBc	Pass
802.11n-HT20	6.5	11	2462	30dBc	Pass
802.11n-HT40	13.5	03	2422	30dBc	Pass
802.11n-HT40	13.5	06	2437	30dBc	Pass
802.11n-HT40	13.5	09	2452	30dBc	Pass
Ant 1					
802.11b	1	01	2412	30dBc	Pass
802.11b	1	06	2437	30dBc	Pass
802.11b	1	11	2462	30dBc	Pass
802.11g	6	01	2412	30dBc	Pass
802.11g	6	06	2437	30dBc	Pass
802.11g	6	11	2462	30dBc	Pass
802.11n-HT20	6.5	01	2412	30dBc	Pass
802.11n-HT20	6.5	06	2437	30dBc	Pass
802.11n-HT20	6.5	11	2462	30dBc	Pass
802.11n-HT40	13.5	03	2422	30dBc	Pass
802.11n-HT40	13.5	06	2437	30dBc	Pass
802.11n-HT40	13.5	09	2452	30dBc	Pass



Test Mode	Data Rate (Mbps)	Channel No.	Frequency (MHz)	Limit	Result
Ant 2					
802.11b	1	01	2412	30dBc	Pass
802.11b	1	06	2437	30dBc	Pass
802.11b	1	11	2462	30dBc	Pass
802.11g	6	01	2412	30dBc	Pass
802.11g	6	06	2437	30dBc	Pass
802.11g	6	11	2462	30dBc	Pass
802.11n-HT20	6.5	01	2412	30dBc	Pass
802.11n-HT20	6.5	06	2437	30dBc	Pass
802.11n-HT20	6.5	11	2462	30dBc	Pass
802.11n-HT40	13.5	03	2422	30dBc	Pass
802.11n-HT40	13.5	06	2437	30dBc	Pass
802.11n-HT40	13.5	09	2452	30dBc	Pass
Ant 3					
802.11b	1	01	2412	30dBc	Pass
802.11b	1	06	2437	30dBc	Pass
802.11b	1	11	2462	30dBc	Pass
802.11g	6	01	2412	30dBc	Pass
802.11g	6	06	2437	30dBc	Pass
802.11g	6	11	2462	30dBc	Pass
802.11n-HT20	6.5	01	2412	30dBc	Pass
802.11n-HT20	6.5	06	2437	30dBc	Pass
802.11n-HT20	6.5	11	2462	30dBc	Pass
802.11n-HT40	13.5	03	2422	30dBc	Pass
802.11n-HT40	13.5	06	2437	30dBc	Pass
802.11n-HT40	13.5	09	2452	30dBc	Pass

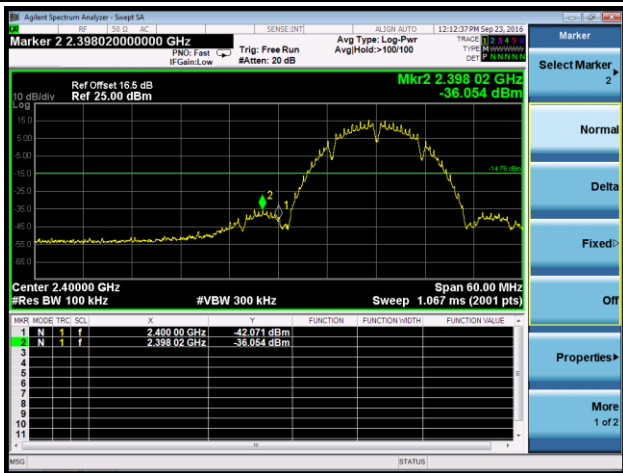
802.11b Out-of-Band Emissions - Ant 0

100kHz PSD Reference Level

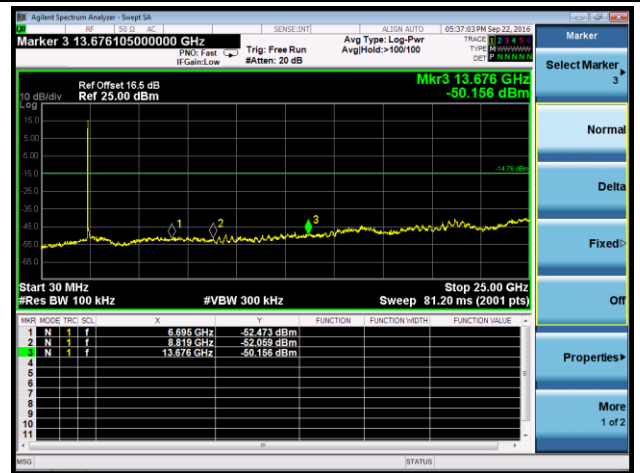


Channel 01 (2412MHz)

Low Band Edge

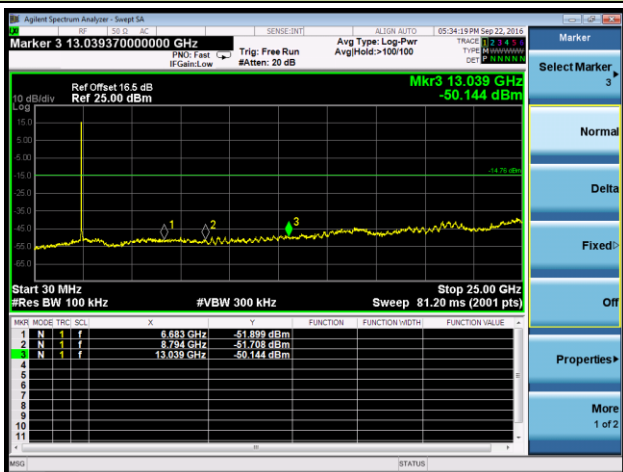


Spurious Emission



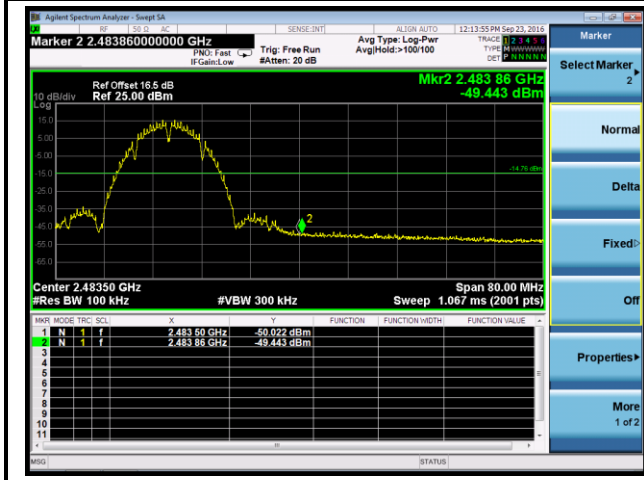
Channel 06 (2437MHz)

Spurious Emission

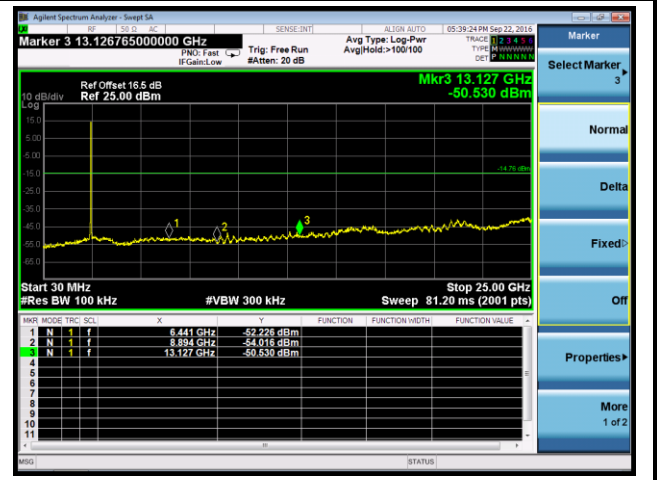


Channel 11 (2462MHz)

High Band Edge

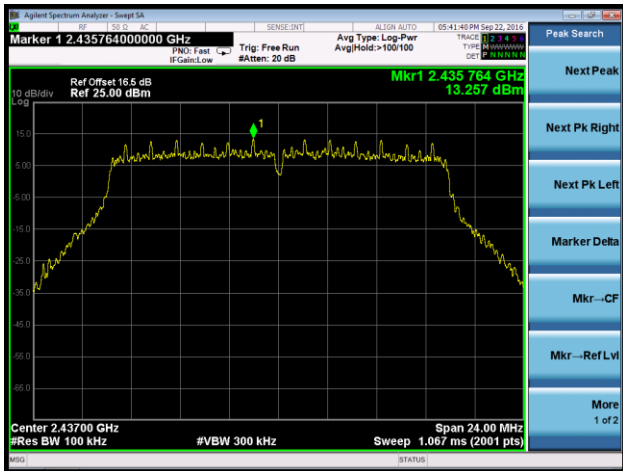


Spurious Emission



802.11g Out-of-Band Emissions - Ant 0

100kHz PSD Reference Level

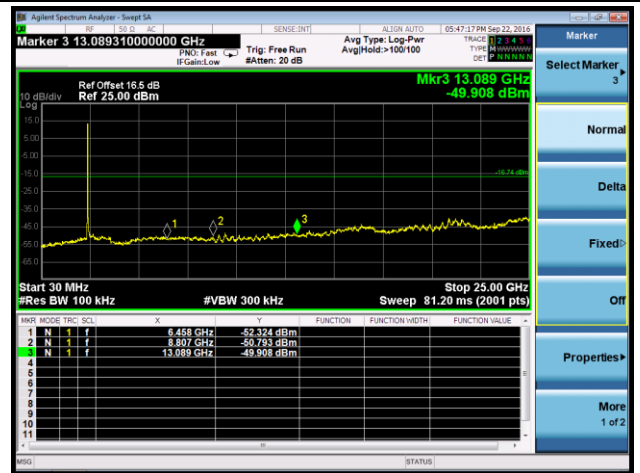


Channel 01 (2412MHz)

Low Band Edge

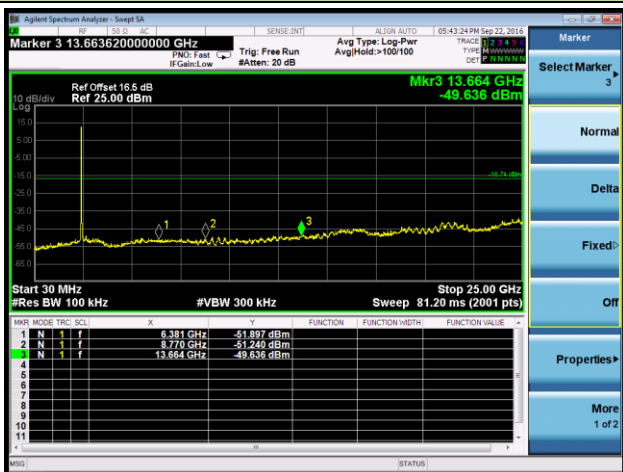


Spurious Emission



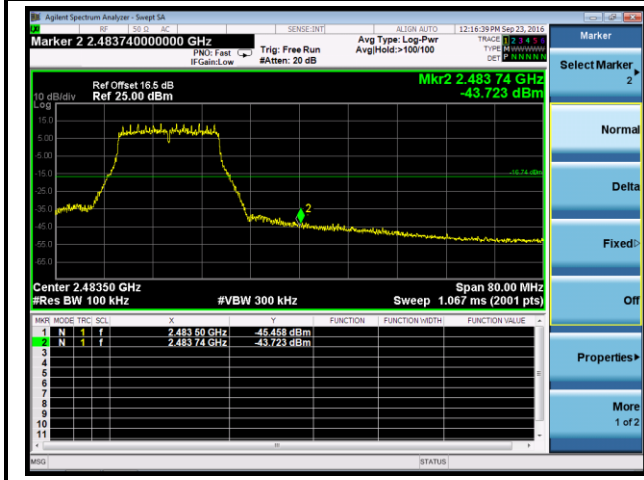
Channel 06 (2437MHz)

Spurious Emission

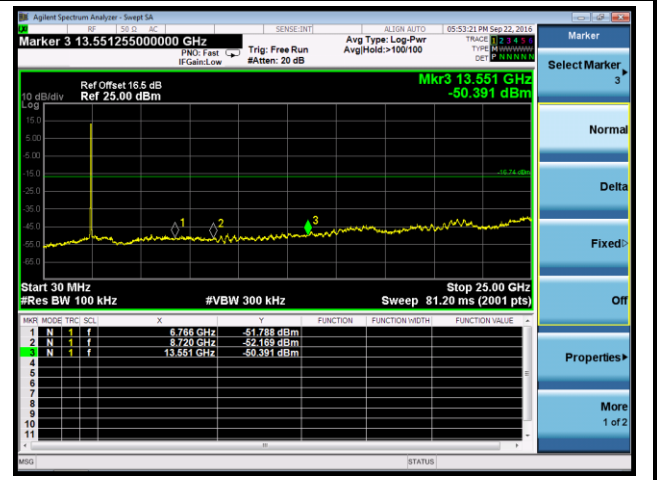


Channel 11 (2462MHz)

High Band Edge



Spurious Emission



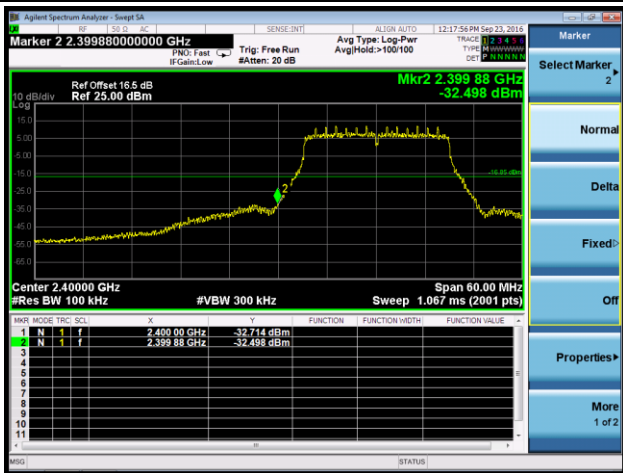
802.11n-HT20 Out-of-Band Emissions - Ant 0

100kHz PSD Reference Level

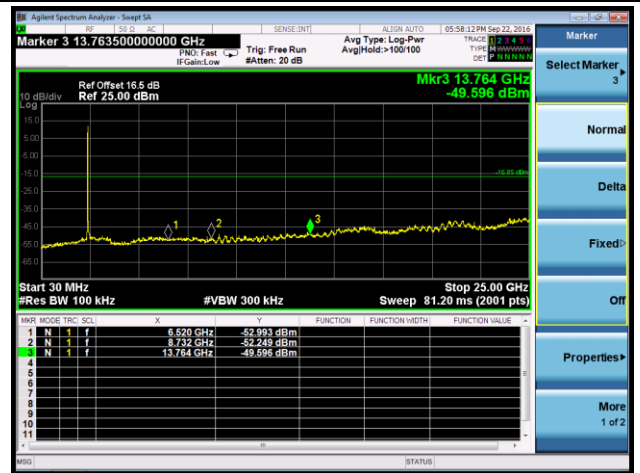


Channel 01 (2412MHz)

Low Band Edge

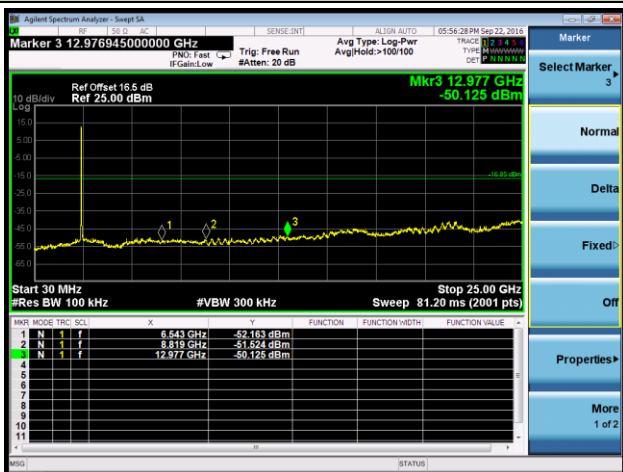


Spurious Emission



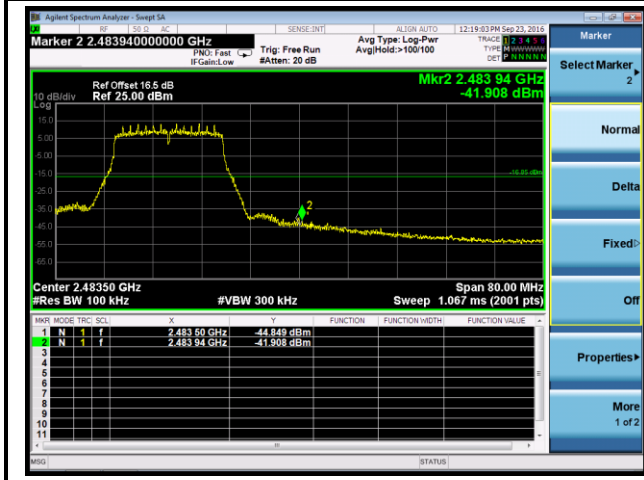
Channel 06 (2437MHz)

Spurious Emission



Channel 11 (2462MHz)

High Band Edge



Spurious Emission



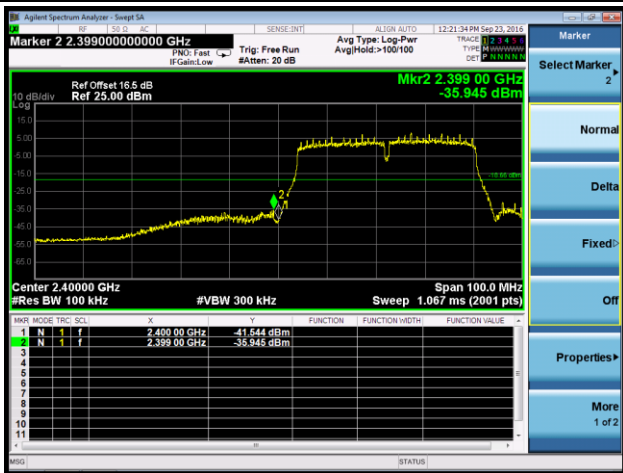
802.11n-HT40 Out-of-Band Emissions - Ant 0

100kHz PSD Reference Level

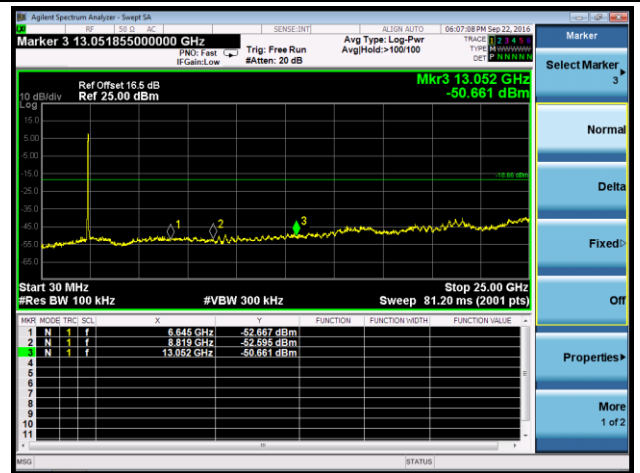


Channel 03 (2422MHz)

Low Band Edge

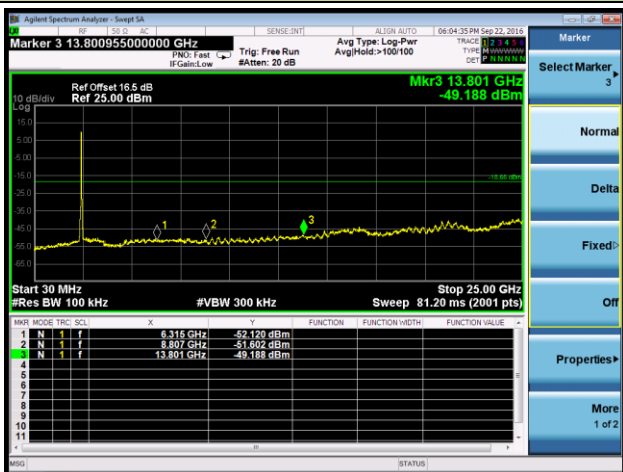


Spurious Emission



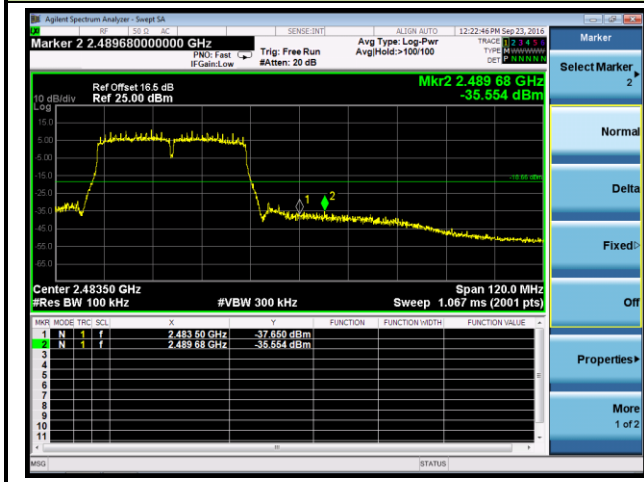
Channel 06 (2437MHz)

Spurious Emission

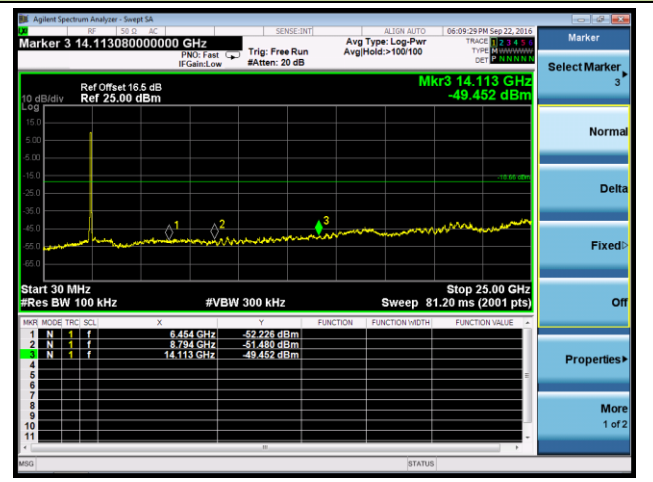


Channel 09 (2452MHz)

High Band Edge

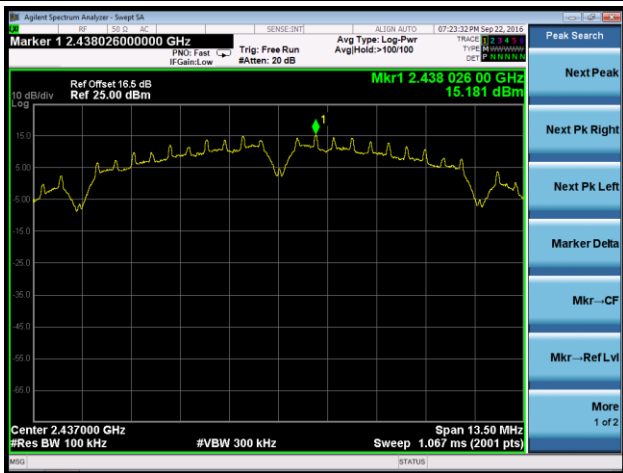


Spurious Emission



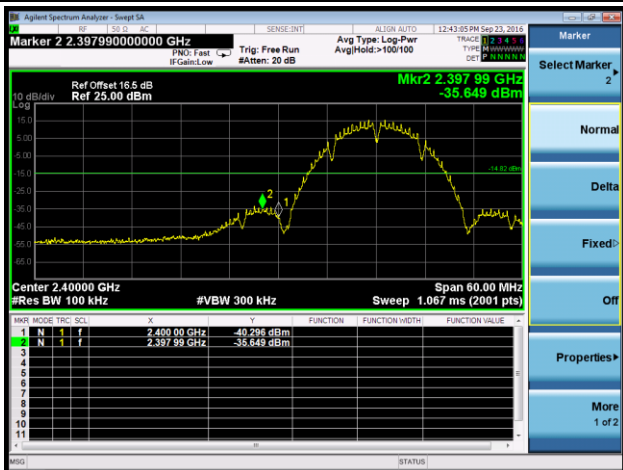
802.11b Out-of-Band Emissions - Ant 1

100kHz PSD Reference Level

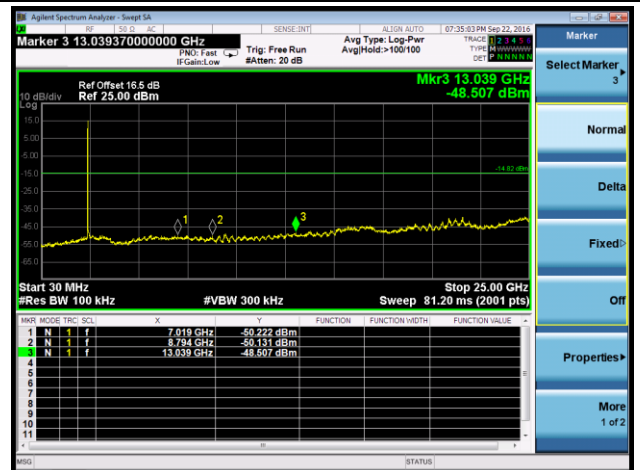


Channel 01 (2412MHz)

Low Band Edge

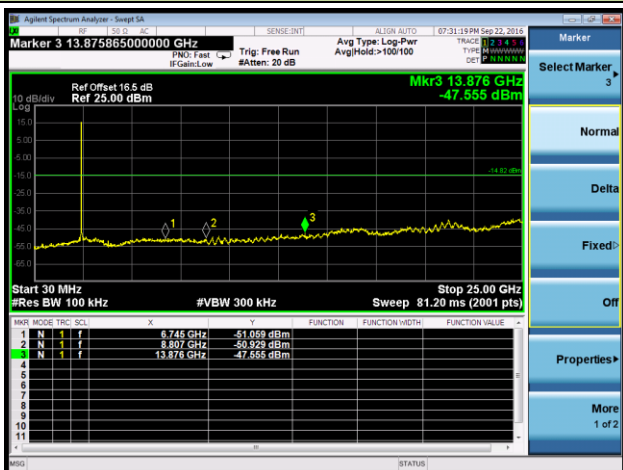


Spurious Emission



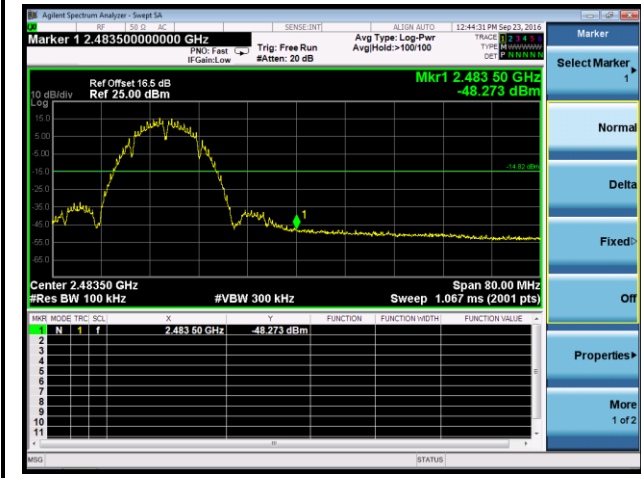
Channel 06 (2437MHz)

Spurious Emission

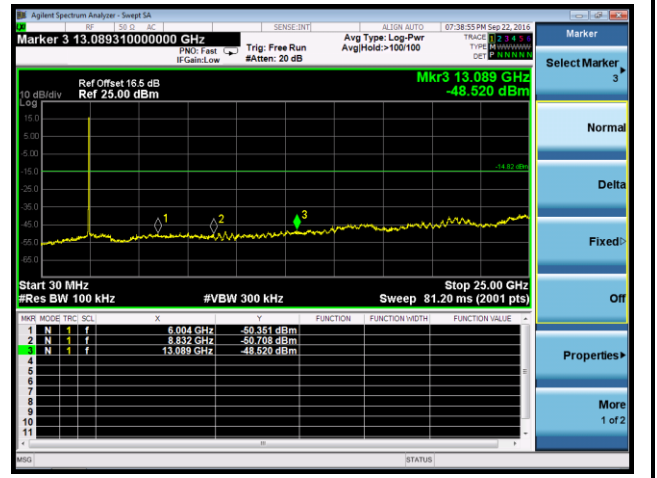


Channel 11 (2462MHz)

High Band Edge



Spurious Emission



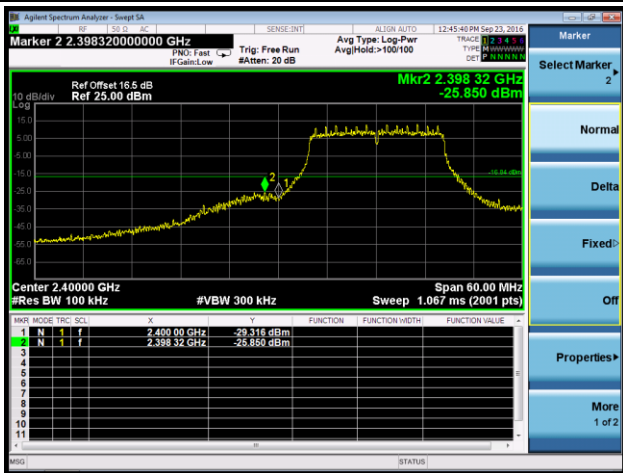
802.11g Out-of-Band Emissions - Ant 1

100kHz PSD Reference Level

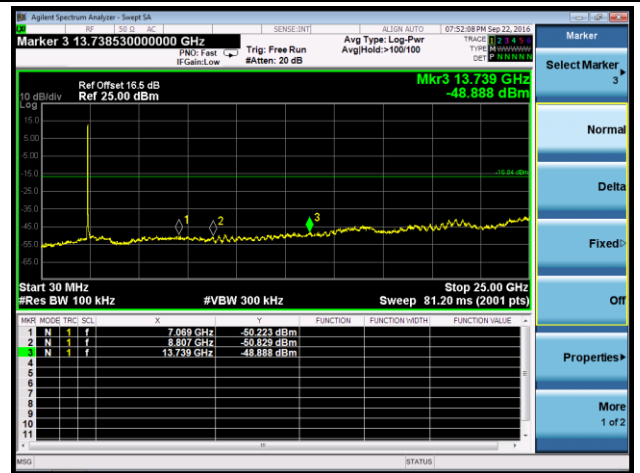


Channel 01 (2412MHz)

Low Band Edge

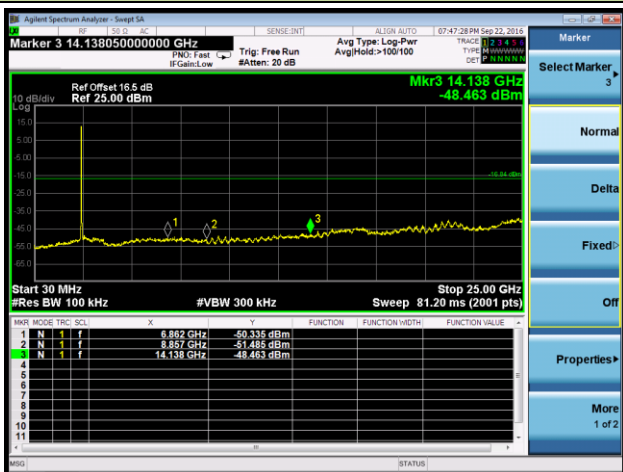


Spurious Emission



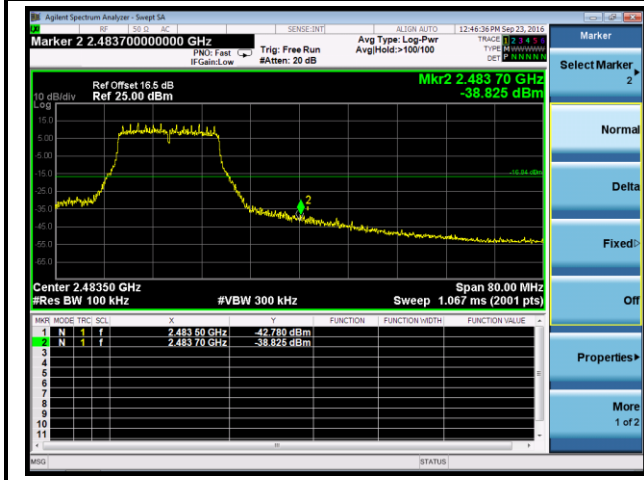
Channel 06 (2437MHz)

Spurious Emission



Channel 11 (2462MHz)

High Band Edge



Spurious Emission



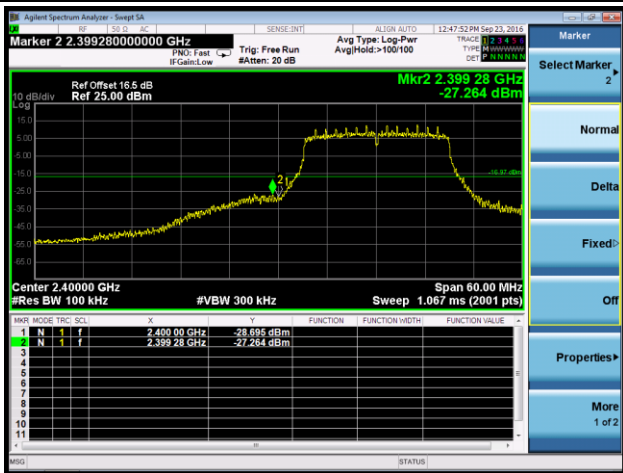
802.11n-HT20 Out-of-Band Emissions - Ant 1

100kHz PSD Reference Level

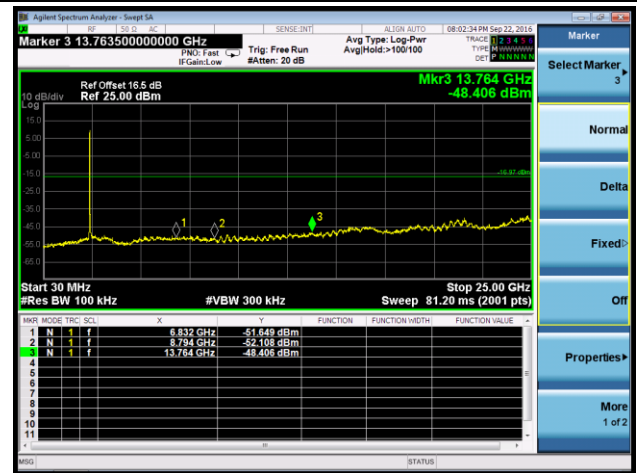


Channel 01 (2412MHz)

Low Band Edge

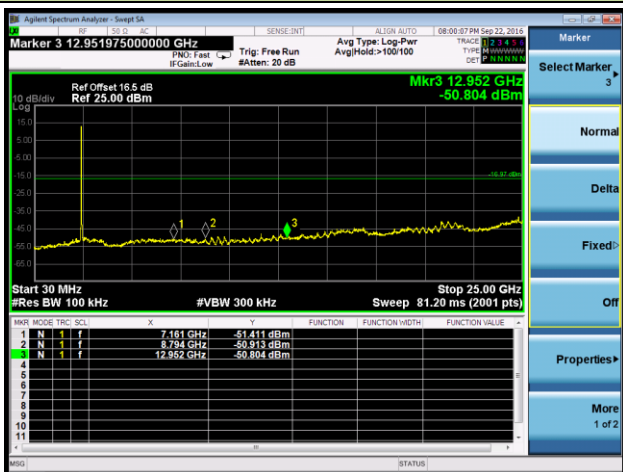


Spurious Emission



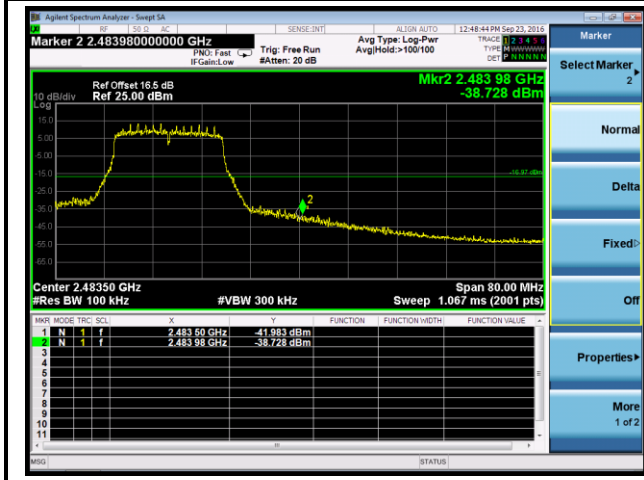
Channel 06 (2437MHz)

Spurious Emission

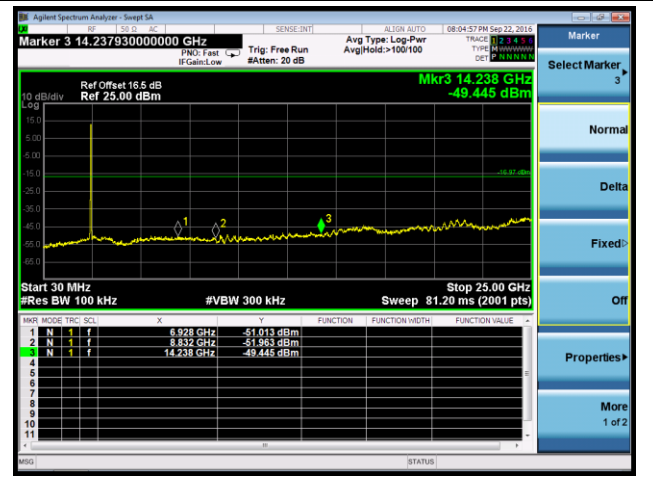


Channel 11 (2462MHz)

High Band Edge

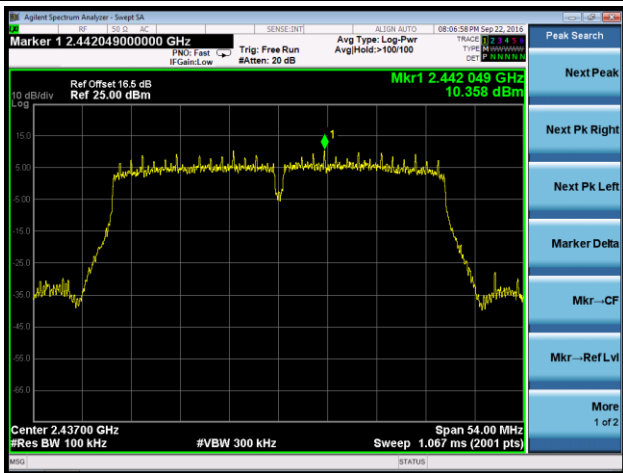


Spurious Emission



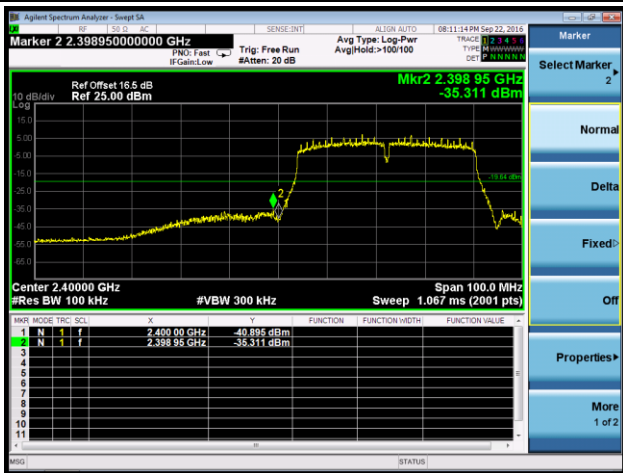
802.11n-HT40 Out-of-Band Emissions - Ant 1

100kHz PSD Reference Level

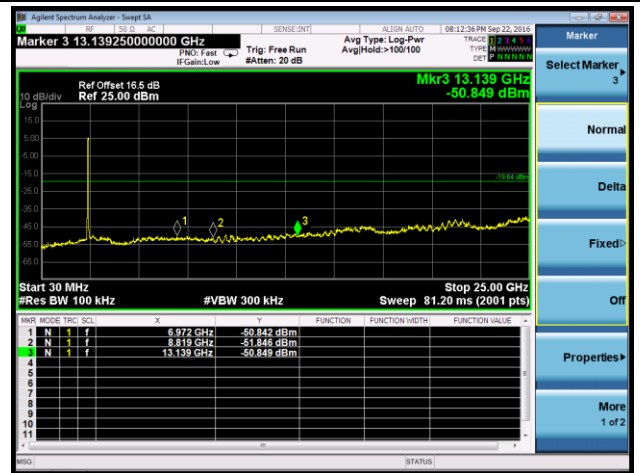


Channel 03 (2422MHz)

Low Band Edge

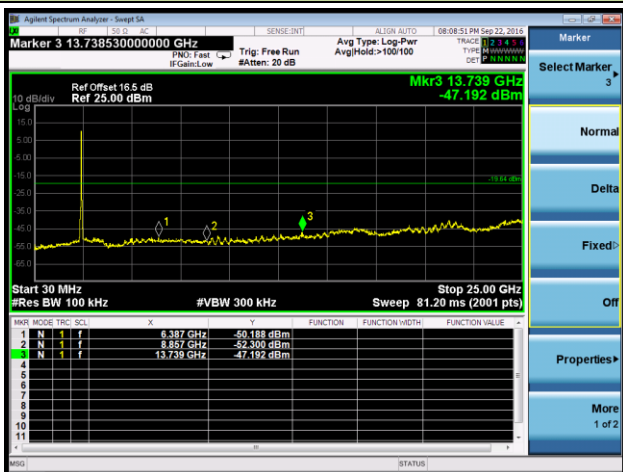


Spurious Emission



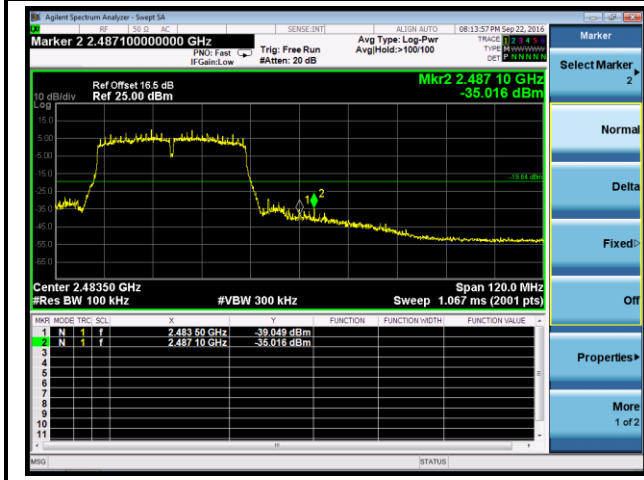
Channel 06 (2437MHz)

Spurious Emission



Channel 09 (2452MHz)

High Band Edge



Spurious Emission

