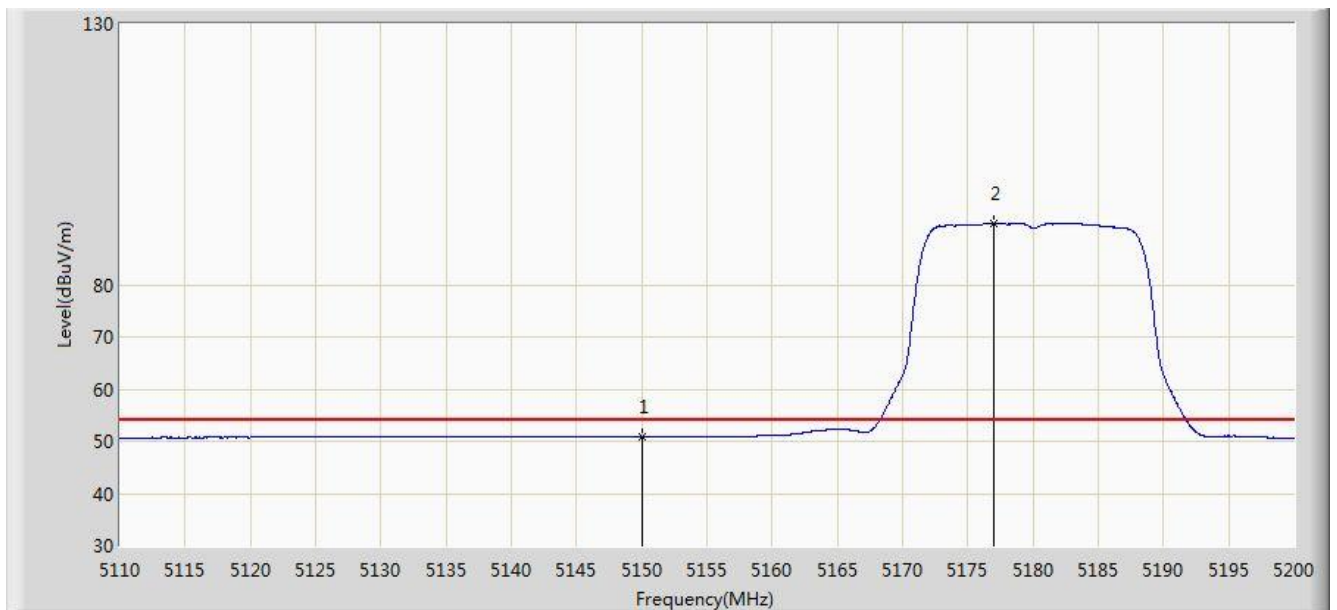


Site: AC1	Time: 2017/03/21 - 20:28
Limit: FCC_Part15.209_RE(3m)	Engineer: Kevin Ker
Probe: BBHA9120D_1GHz_18GHz	Polarity: Vertical
EUT: Wi-Fi AP 4x4 OD small omni antenna US	Power: AC 120V/60Hz
Test Mode: Transmit by 802.11a at channel 5180MHz Ant 1	

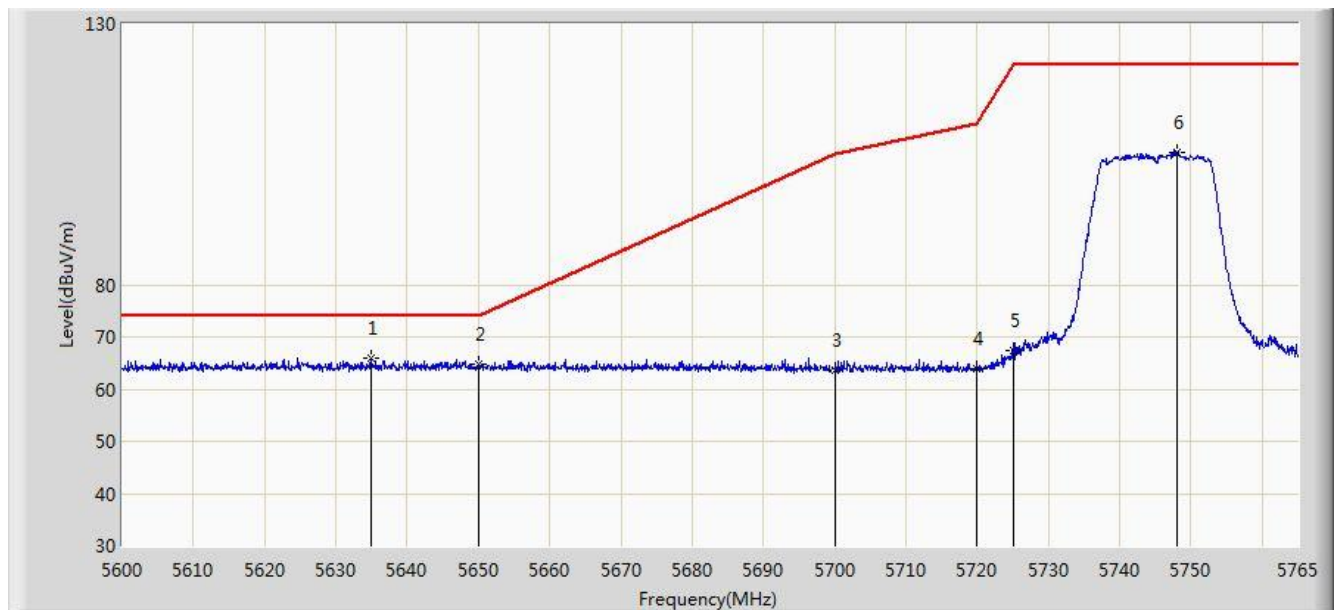


No	Flag	Mark	Frequency (MHz)	Measure Level (dBuV/m)	Reading Level (dBuV)	Margin (dB)	Limit (dBuV/m)	Factor (dB)	Type
1			5150.000	50.858	11.417	-3.142	54.000	39.442	AV
2		*	5177.005	91.721	52.344	N/A	N/A	39.377	AV

Note: Measure Level (dB μ V/m) = Reading Level (dB μ V) + Factor (dB)

Factor (dB) = Cable Loss (dB) + Antenna Factor (dB/m).

Site: AC1	Time: 2017/03/21 - 20:50
Limit: FCC_Part15.407_RE(3m)	Engineer: Kevin Ker
Probe: BBHA9120D_1GHz_18GHz	Polarity: Horizontal
EUT: Wi-Fi AP 4x4 OD small omni antenna US	Power: AC 120V/60Hz
Test Mode: Transmit by 802.11a at channel 5745MHz Ant 1	

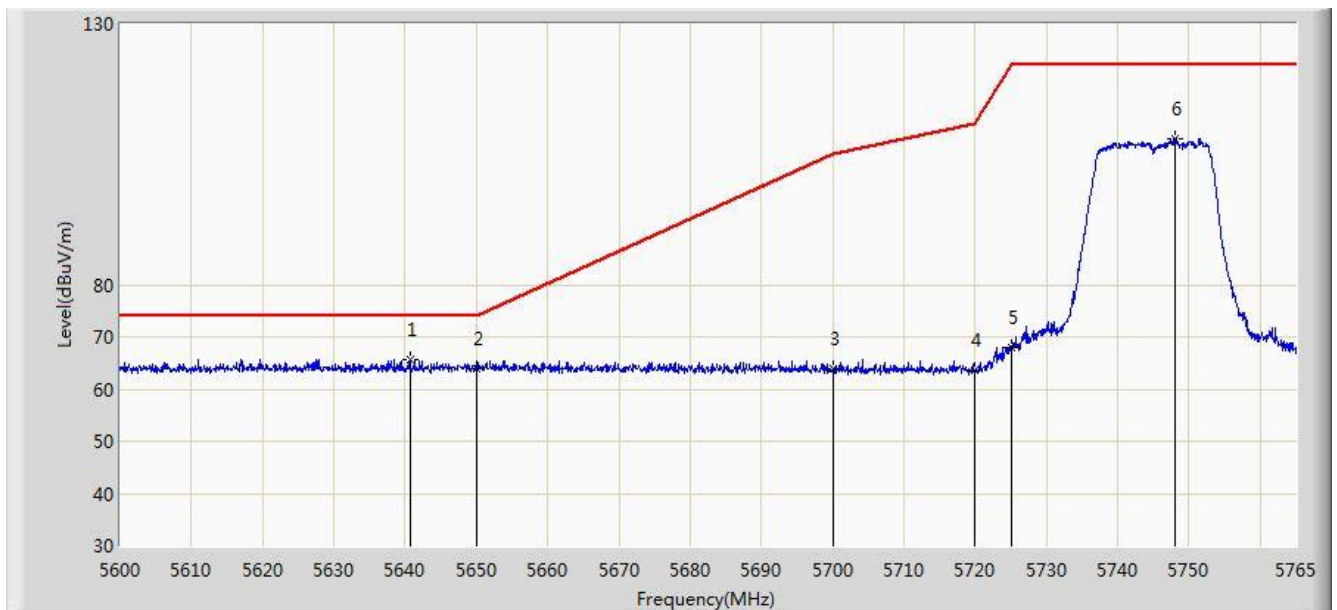


No	Flag	Mark	Frequency (MHz)	Measure Level (dBuV/m)	Reading Level (dBuV)	Margin (dB)	Limit (dBuV/m)	Factor (dB)	Type
1		*	5634.897	65.993	26.094	-8.007	74.000	39.899	PK
2			5650.000	64.814	24.885	-9.186	74.000	39.929	PK
3			5700.000	63.685	23.628	-41.515	105.200	40.057	PK
4			5720.000	63.878	23.737	-46.922	110.800	40.141	PK
5			5725.000	67.527	27.363	-54.673	122.200	40.164	PK
6			5748.005	105.487	65.220	N/A	N/A	40.267	PK

Note: Measure Level (dB μ V/m) = Reading Level (dB μ V) + Factor (dB)

Factor (dB) = Cable Loss (dB) + Antenna Factor (dB/m).

Site: AC1	Time: 2017/03/21 - 20:53
Limit: FCC_Part15.407_RE(3m)	Engineer: Kevin Ker
Probe: BBHA9120D_1GHz_18GHz	Polarity: Vertical
EUT: Wi-Fi AP 4x4 OD small omni antenna US	Power: AC 120V/60Hz
Test Mode: Transmit by 802.11a at channel 5745MHz Ant 1	

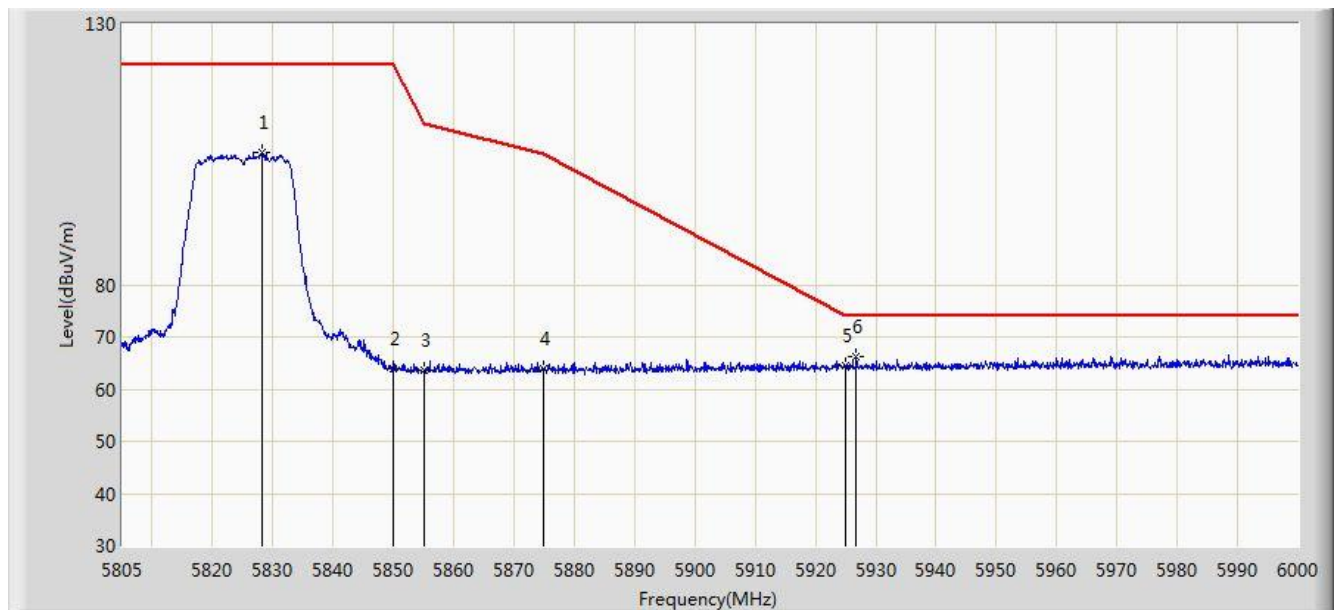


No	Flag	Mark	Frequency (MHz)	Measure Level (dBuV/m)	Reading Level (dBuV)	Margin (dB)	Limit (dBuV/m)	Factor (dB)	Type
1		*	5640.672	65.671	25.762	-8.329	74.000	39.910	PK
2			5650.000	63.956	24.027	-10.044	74.000	39.929	PK
3			5700.000	63.905	23.848	-41.295	105.200	40.057	PK
4			5720.000	63.530	23.389	-47.270	110.800	40.141	PK
5			5725.000	67.977	27.813	-54.223	122.200	40.164	PK
6			5748.005	108.098	67.831	N/A	N/A	40.267	PK

Note: Measure Level (dB μ V/m) = Reading Level (dB μ V) + Factor (dB)

Factor (dB) = Cable Loss (dB) + Antenna Factor (dB/m).

Site: AC1	Time: 2017/03/21 - 20:54
Limit: FCC_Part15.407_RE(3m)	Engineer: Kevin Ker
Probe: BBHA9120D_1GHz_18GHz	Polarity: Horizontal
EUT: Wi-Fi AP 4x4 OD small omni antenna US	Power: AC 120V/60Hz
Test Mode: Transmit by 802.11a at channel 5825MHz Ant 1	

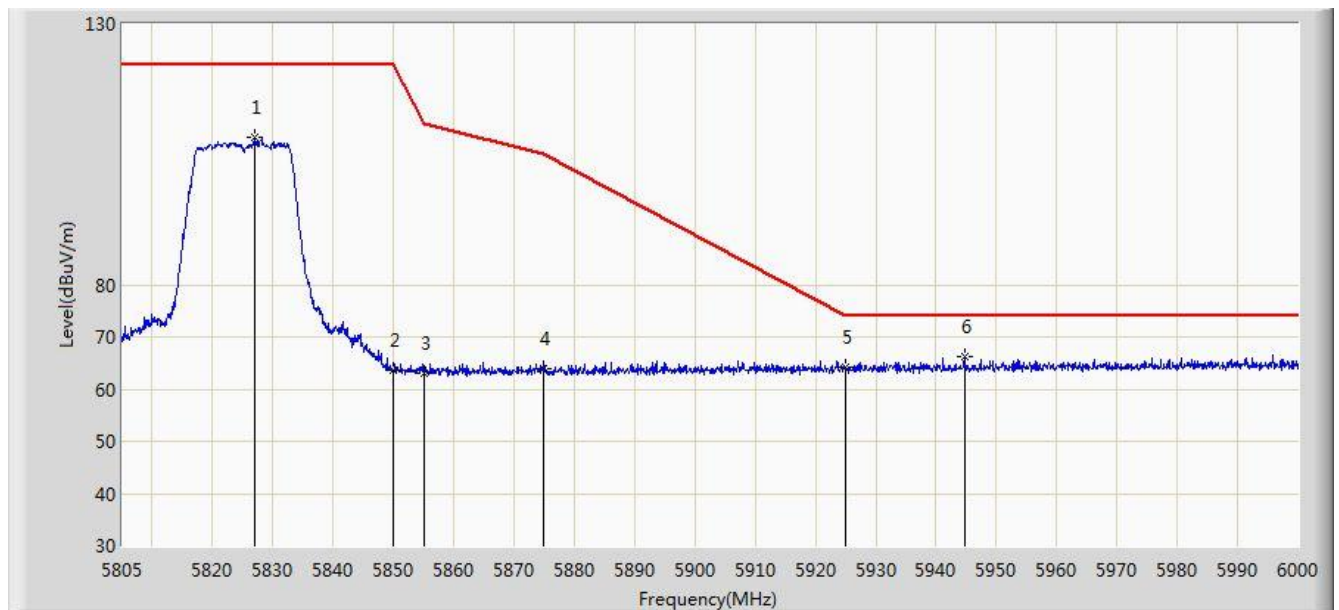


No	Flag	Mark	Frequency (MHz)	Measure Level (dBuV/m)	Reading Level (dBuV)	Margin (dB)	Limit (dBuV/m)	Factor (dB)	Type
1			5828.303	105.417	64.835	N/A	N/A	40.582	PK
2			5850.000	64.026	23.360	-58.174	122.200	40.666	PK
3			5855.000	63.602	22.924	-47.198	110.800	40.678	PK
4			5875.000	63.935	23.215	-41.265	105.200	40.720	PK
5			5925.000	64.436	23.644	-9.564	74.000	40.792	PK
6		*	5926.777	66.128	25.334	-7.872	74.000	40.793	PK

Note: Measure Level (dBuV/m) = Reading Level (dBuV) + Factor (dB)

Factor (dB) = Cable Loss (dB) + Antenna Factor (dB/m).

Site: AC1	Time: 2017/03/21 - 20:56
Limit: FCC_Part15.407_RE(3m)	Engineer: Kevin Ker
Probe: BBHA9120D_1GHz_18GHz	Polarity: Vertical
EUT: Wi-Fi AP 4x4 OD small omni antenna US	Power: AC 120V/60Hz
Test Mode: Transmit by 802.11a at channel 5825MHz Ant 1	

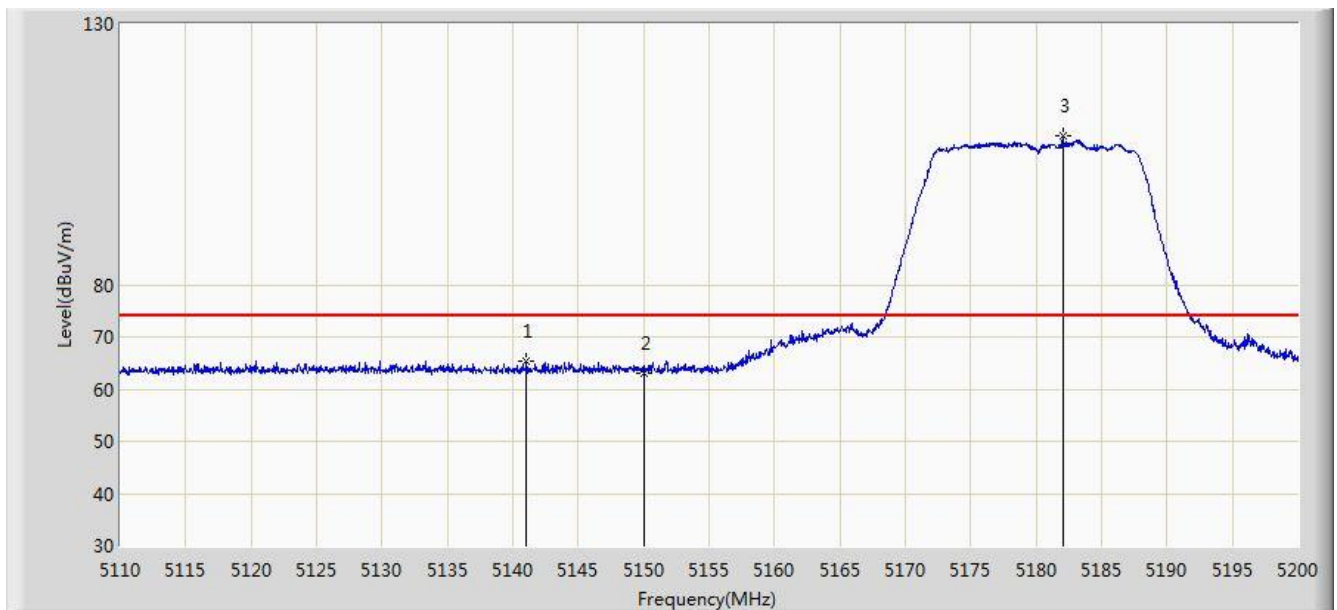


No	Flag	Mark	Frequency (MHz)	Measure Level (dBuV/m)	Reading Level (dBuV)	Margin (dB)	Limit (dBuV/m)	Factor (dB)	Type
1			5826.937	108.389	67.813	N/A	N/A	40.576	PK
2			5850.000	63.592	22.926	-58.608	122.200	40.666	PK
3			5855.000	63.054	22.376	-47.746	110.800	40.678	PK
4			5875.000	63.866	23.146	-41.334	105.200	40.720	PK
5			5925.000	64.198	23.406	-9.802	74.000	40.792	PK
6		*	5944.717	66.346	25.533	-7.654	74.000	40.813	PK

Note: Measure Level (dB μ V/m) = Reading Level (dB μ V) + Factor (dB)

Factor (dB) = Cable Loss (dB) + Antenna Factor (dB/m).

Site: AC1	Time: 2017/03/21 - 20:58
Limit: FCC_Part15.209_RE(3m)	Engineer: Kevin Ker
Probe: BBHA9120D_1GHz_18GHz	Polarity: Horizontal
EUT: Wi-Fi AP 4x4 OD small omni antenna US	Power: AC 120V/60Hz
Test Mode: Transmit by 802.11n-HT20 at channel 5180MHz Ant 1	

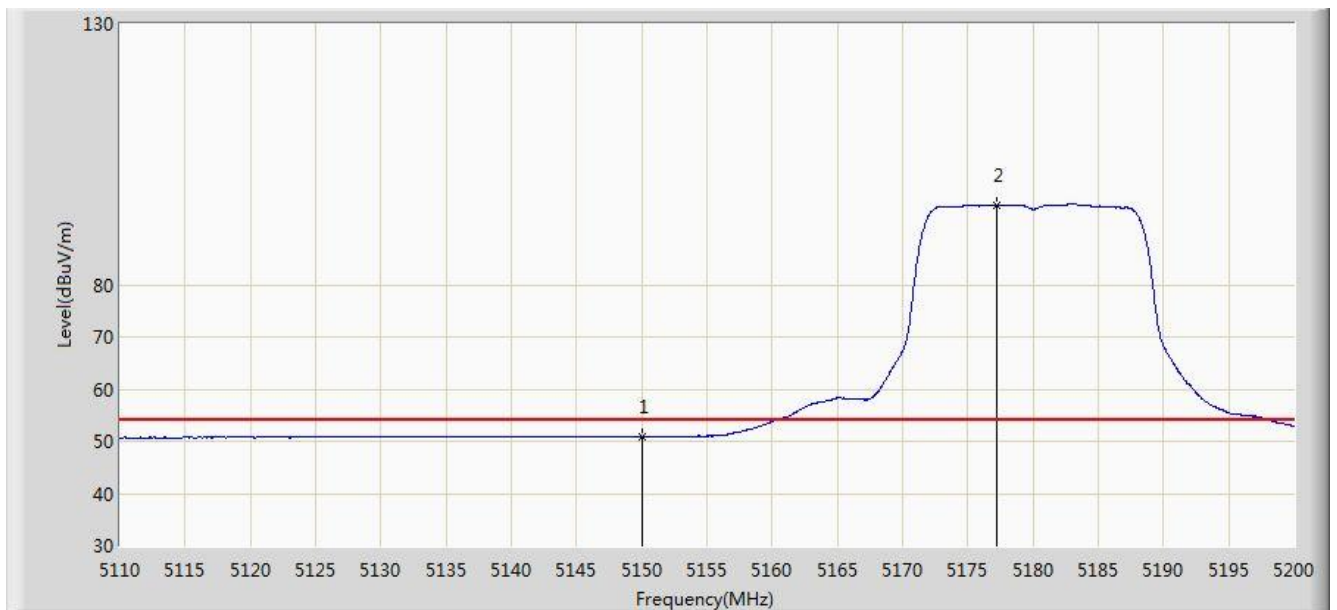


No	Flag	Mark	Frequency (MHz)	Measure Level (dBuV/m)	Reading Level (dBuV)	Margin (dB)	Limit (dBuV/m)	Factor (dB)	Type
1			5141.050	65.332	25.886	-8.668	74.000	39.445	PK
2			5150.000	63.187	23.746	-10.813	74.000	39.442	PK
3		*	5182.045	108.639	69.275	N/A	N/A	39.364	PK

Note: Measure Level (dB μ V/m) = Reading Level (dB μ V) + Factor (dB)

Factor (dB) = Cable Loss (dB) + Antenna Factor (dB/m).

Site: AC1	Time: 2017/03/21 - 21:00
Limit: FCC_Part15.209_RE(3m)	Engineer: Kevin Ker
Probe: BBHA9120D_1GHz_18GHz	Polarity: Horizontal
EUT: Wi-Fi AP 4x4 OD small omni antenna US	Power: AC 120V/60Hz
Test Mode: Transmit by 802.11n-HT20 at channel 5180MHz Ant 1	

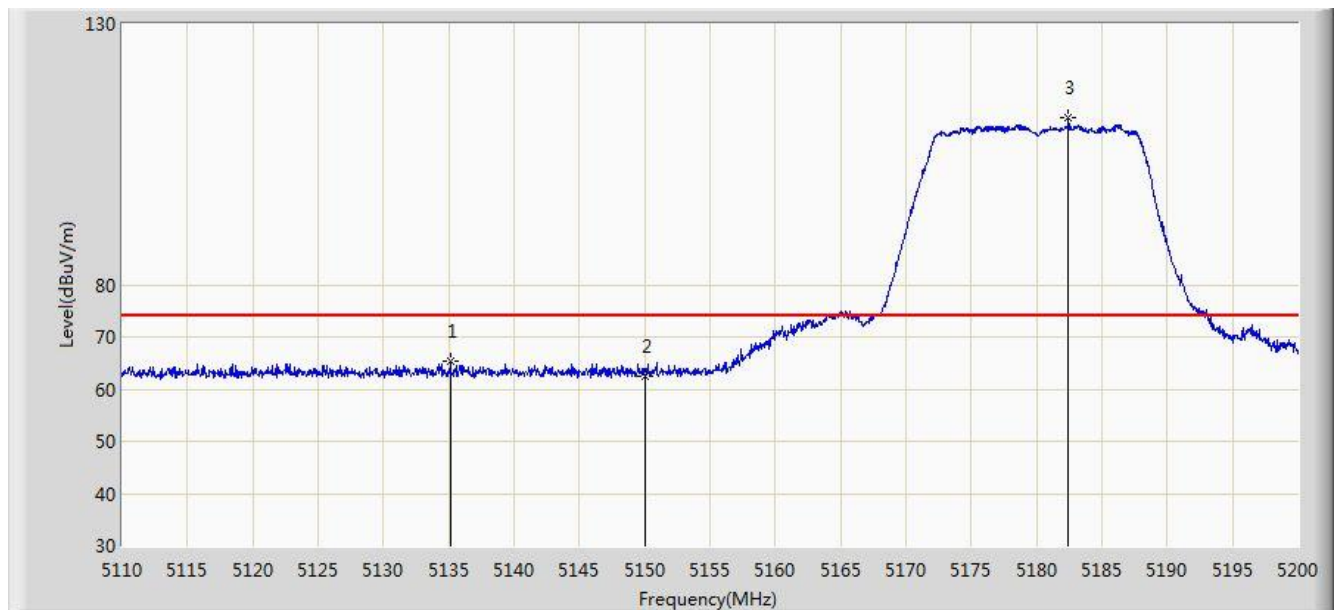


No	Flag	Mark	Frequency (MHz)	Measure Level (dBuV/m)	Reading Level (dBuV)	Margin (dB)	Limit (dBuV/m)	Factor (dB)	Type
1			5150.000	50.933	11.492	-3.067	54.000	39.442	AV
2		*	5177.185	95.312	55.936	N/A	N/A	39.376	AV

Note: Measure Level (dB μ V/m) = Reading Level (dB μ V) + Factor (dB)

Factor (dB) = Cable Loss (dB) + Antenna Factor (dB/m).

Site: AC1	Time: 2017/03/21 - 21:02
Limit: FCC_Part15.209_RE(3m)	Engineer: Kevin Ker
Probe: BBHA9120D_1GHz_18GHz	Polarity: Vertical
EUT: Wi-Fi AP 4x4 OD small omni antenna US	Power: AC 120V/60Hz
Test Mode: Transmit by 802.11n-HT20 at channel 5180MHz Ant 1	

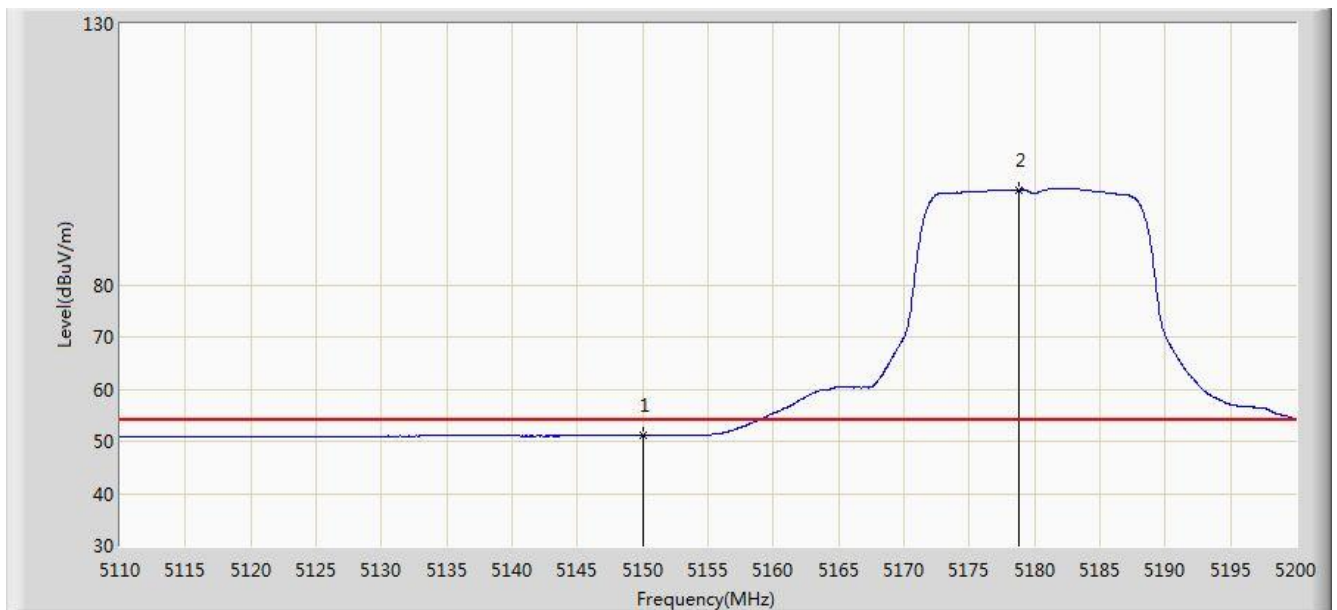


No	Flag	Mark	Frequency (MHz)	Measure Level (dBuV/m)	Reading Level (dBuV)	Margin (dB)	Limit (dBuV/m)	Factor (dB)	Type
1			5135.155	65.283	25.838	-8.717	74.000	39.445	PK
2			5150.000	62.416	22.975	-11.584	74.000	39.442	PK
3		*	5182.450	111.976	72.613	N/A	N/A	39.363	PK

Note: Measure Level (dB μ V/m) = Reading Level (dB μ V) + Factor (dB)

Factor (dB) = Cable Loss (dB) + Antenna Factor (dB/m).

Site: AC1	Time: 2017/03/21 - 21:03
Limit: FCC_Part15.209_RE(3m)	Engineer: Kevin Ker
Probe: BBHA9120D_1GHz_18GHz	Polarity: Vertical
EUT: Wi-Fi AP 4x4 OD small omni antenna US	Power: AC 120V/60Hz
Test Mode: Transmit by 802.11n-HT20 at channel 5180MHz Ant 1	

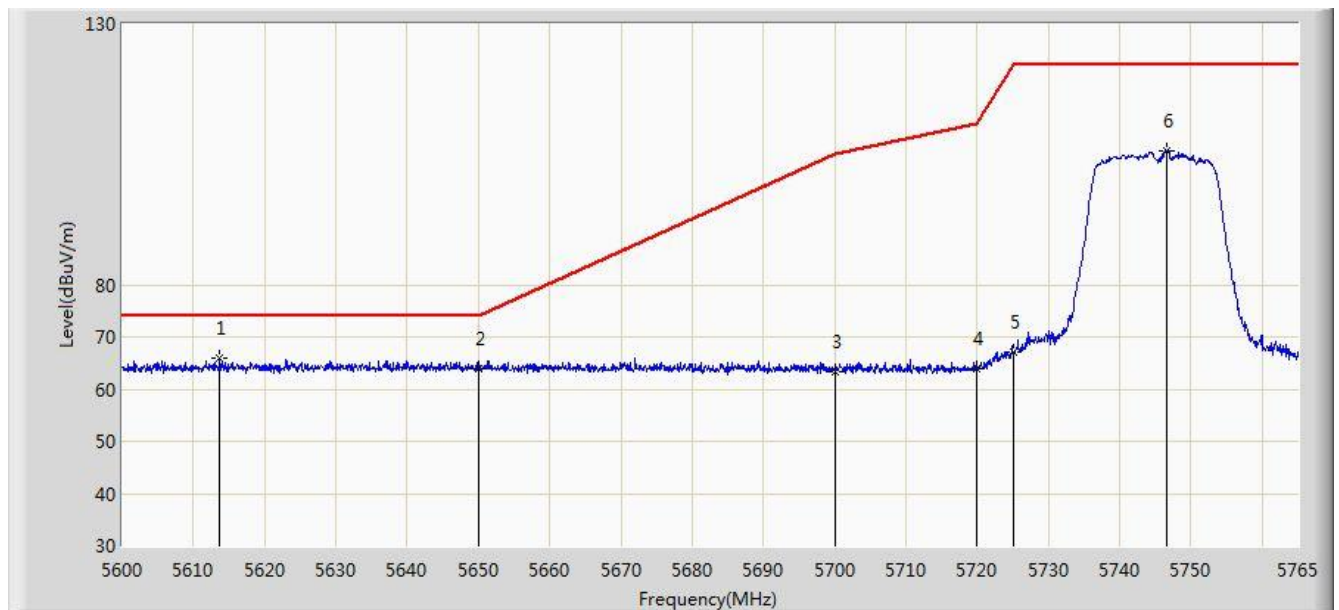


No	Flag	Mark	Frequency (MHz)	Measure Level (dBuV/m)	Reading Level (dBuV)	Margin (dB)	Limit (dBuV/m)	Factor (dB)	Type
1			5150.000	51.102	11.661	-2.898	54.000	39.442	AV
2		*	5178.805	98.221	58.849	N/A	N/A	39.372	AV

Note: Measure Level (dBuV/m) = Reading Level (dBuV) + Factor (dB)

Factor (dB) = Cable Loss (dB) + Antenna Factor (dB/m).

Site: AC1	Time: 2017/03/21 - 21:19
Limit: FCC_Part15.407_RE(3m)	Engineer: Kevin Ker
Probe: BBHA9120D_1GHz_18GHz	Polarity: Horizontal
EUT: Wi-Fi AP 4x4 OD small omni antenna US	Power: AC 120V/60Hz
Test Mode: Transmit by 802.11n-HT20 at channel 5745MHz Ant 1	

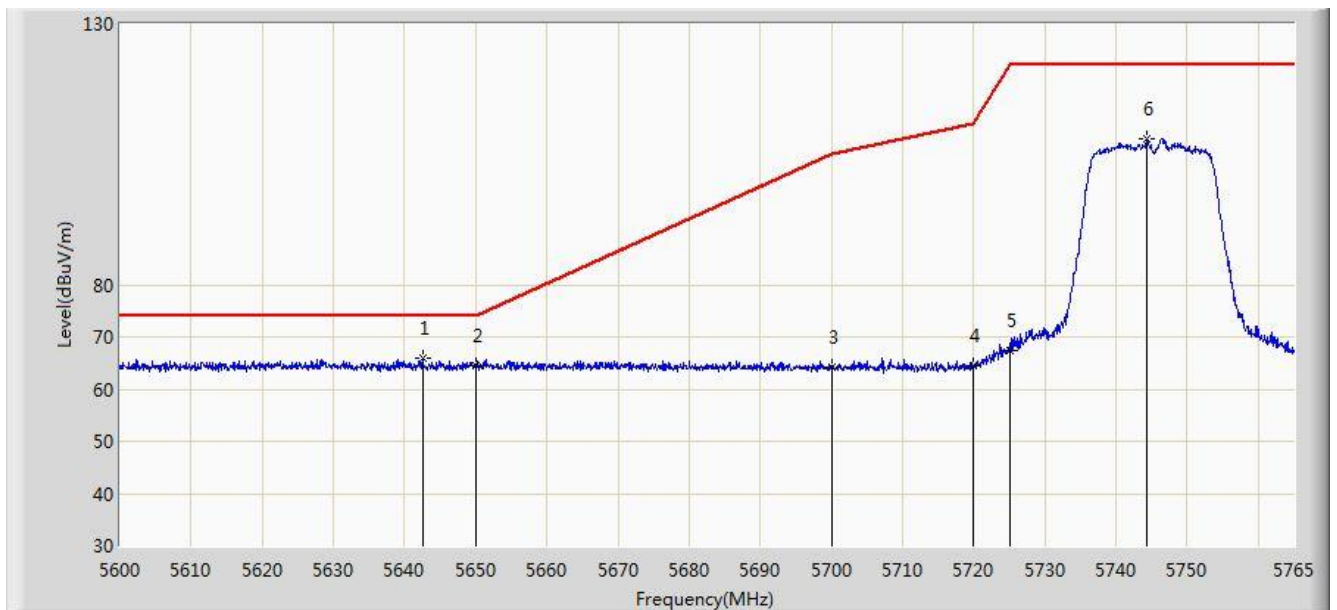


No	Flag	Mark	Frequency (MHz)	Measure Level (dBuV/m)	Reading Level (dBuV)	Margin (dB)	Limit (dBuV/m)	Factor (dB)	Type
1		*	5613.695	65.961	26.102	-8.039	74.000	39.859	PK
2			5650.000	63.877	23.948	-10.123	74.000	39.929	PK
3			5700.000	63.320	23.263	-41.880	105.200	40.057	PK
4			5720.000	64.049	23.908	-46.751	110.800	40.141	PK
5			5725.000	67.088	26.924	-55.112	122.200	40.164	PK
6			5746.520	105.759	65.498	N/A	N/A	40.261	PK

Note: Measure Level (dB μ V/m) = Reading Level (dB μ V) + Factor (dB)

Factor (dB) = Cable Loss (dB) + Antenna Factor (dB/m).

Site: AC1	Time: 2017/03/21 - 21:21
Limit: FCC_Part15.407_RE(3m)	Engineer: Kevin Ker
Probe: BBHA9120D_1GHz_18GHz	Polarity: Vertical
EUT: Wi-Fi AP 4x4 OD small omni antenna US	Power: AC 120V/60Hz
Test Mode: Transmit by 802.11n-HT20 at channel 5745MHz Ant 1	

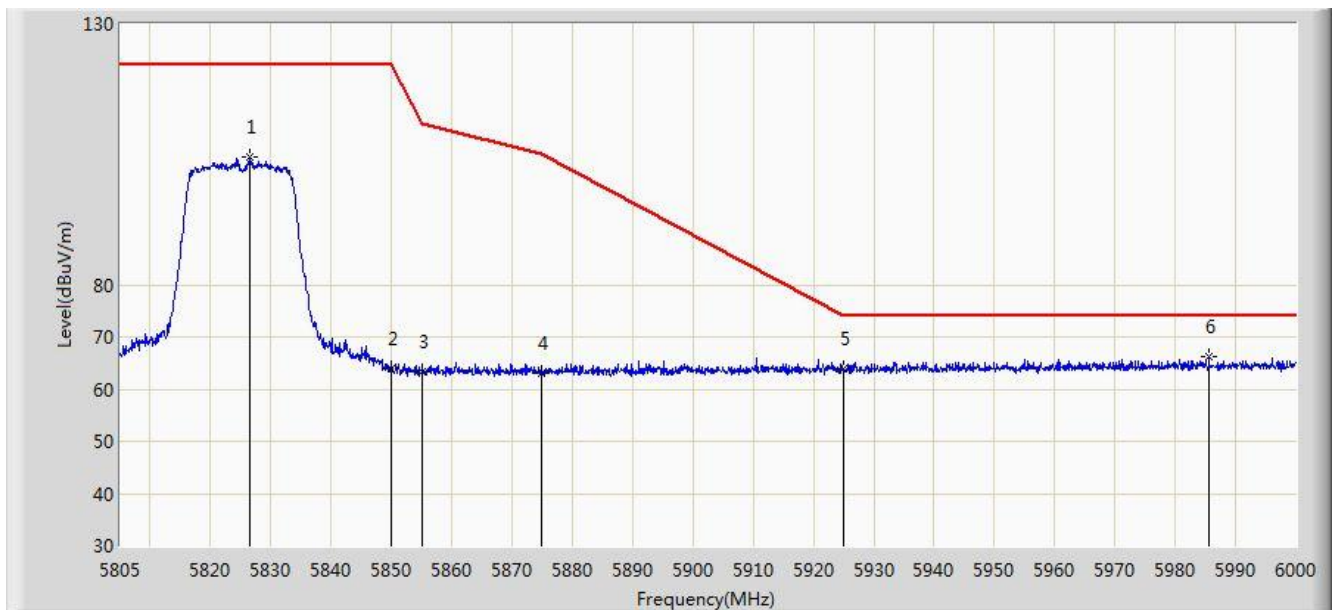


No	Flag	Mark	Frequency (MHz)	Measure Level (dBuV/m)	Reading Level (dBuV)	Margin (dB)	Limit (dBuV/m)	Factor (dB)	Type
1		*	5642.570	65.940	26.027	-8.060	74.000	39.913	PK
2			5650.000	64.626	24.697	-9.374	74.000	39.929	PK
3			5700.000	64.315	24.258	-40.885	105.200	40.057	PK
4			5720.000	64.456	24.315	-46.344	110.800	40.141	PK
5			5725.000	67.486	27.322	-54.714	122.200	40.164	PK
6			5744.292	107.854	67.602	N/A	N/A	40.252	PK

Note: Measure Level (dB μ V/m) = Reading Level (dB μ V) + Factor (dB)

Factor (dB) = Cable Loss (dB) + Antenna Factor (dB/m).

Site: AC1	Time: 2017/03/21 - 21:23
Limit: FCC_Part15.407_RE(3m)	Engineer: Kevin Ker
Probe: BBHA9120D_1GHz_18GHz	Polarity: Horizontal
EUT: Wi-Fi AP 4x4 OD small omni antenna US	Power: AC 120V/60Hz
Test Mode: Transmit by 802.11n-HT20 at channel 5825MHz Ant 1	

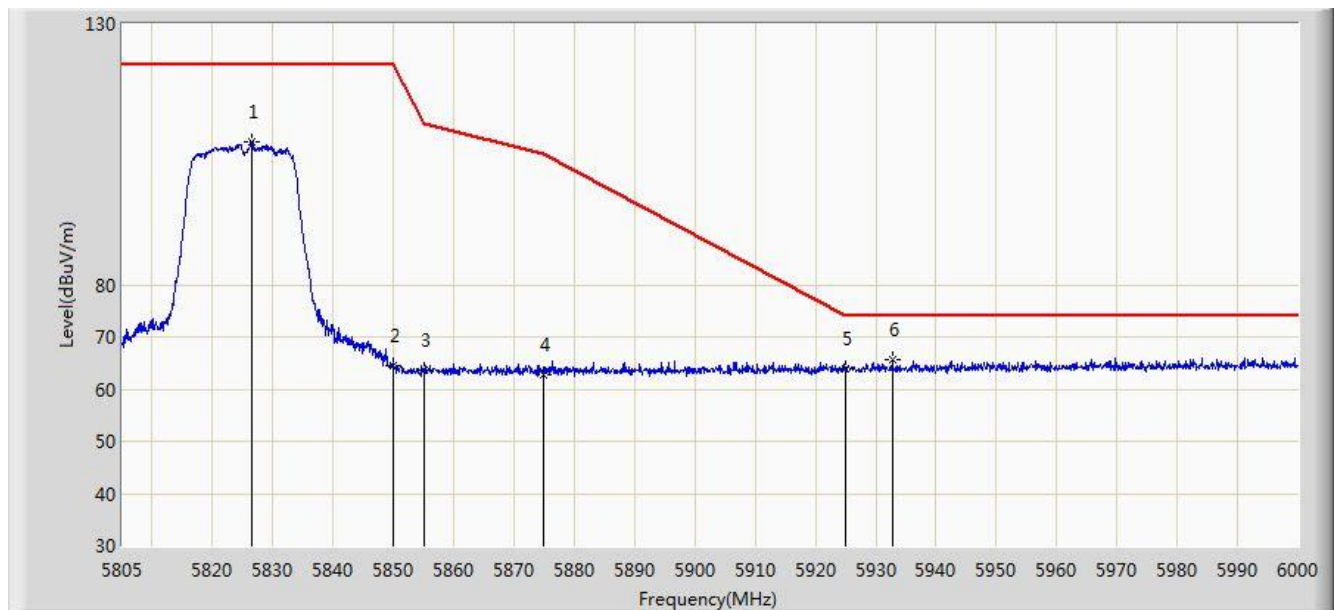


No	Flag	Mark	Frequency (MHz)	Measure Level (dBuV/m)	Reading Level (dBuV)	Margin (dB)	Limit (dBuV/m)	Factor (dB)	Type
1			5826.450	104.380	63.806	N/A	N/A	40.574	PK
2			5850.000	63.872	23.206	-58.328	122.200	40.666	PK
3			5855.000	63.473	22.795	-47.327	110.800	40.678	PK
4			5875.000	62.924	22.204	-42.276	105.200	40.720	PK
5			5925.000	64.016	23.224	-9.984	74.000	40.792	PK
6		*	5985.570	66.315	25.481	-7.685	74.000	40.834	PK

Note: Measure Level (dBuV/m) = Reading Level (dBuV) + Factor (dB)

Factor (dB) = Cable Loss (dB) + Antenna Factor (dB/m).

Site: AC1	Time: 2017/03/21 - 21:25
Limit: FCC_Part15.407_RE(3m)	Engineer: Kevin Ker
Probe: BBHA9120D_1GHz_18GHz	Polarity: Vertical
EUT: Wi-Fi AP 4x4 OD small omni antenna US	Power: AC 120V/60Hz
Test Mode: Transmit by 802.11n-HT20 at channel 5825MHz Ant 1	

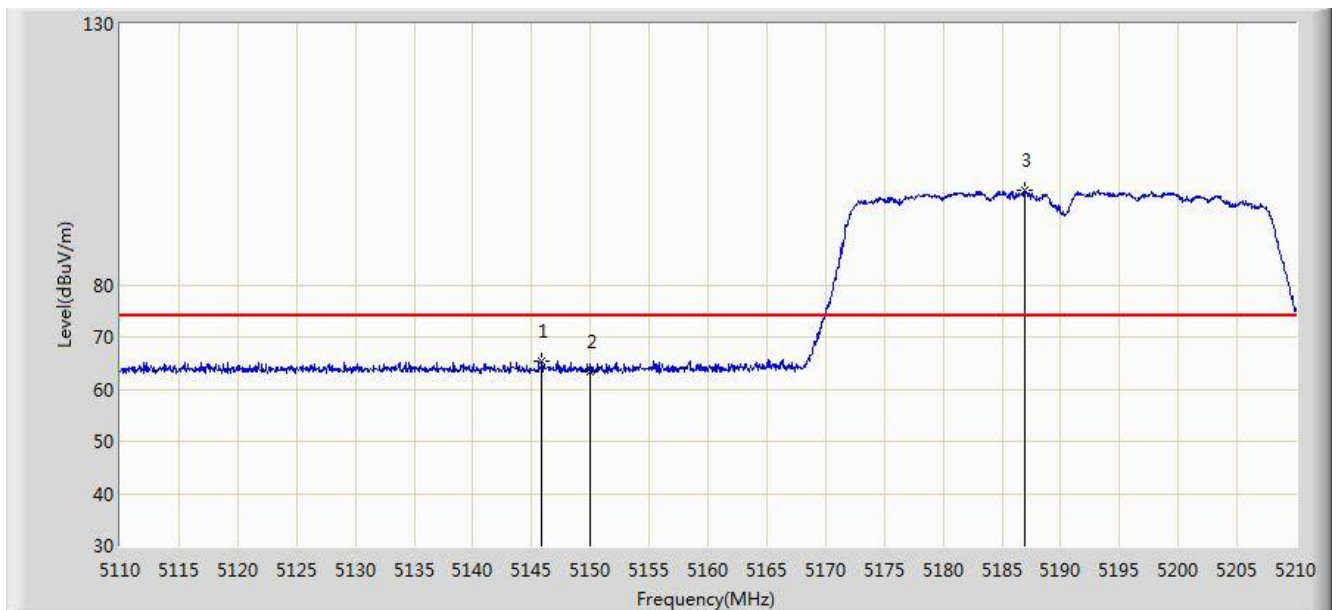


No	Flag	Mark	Frequency (MHz)	Measure Level (dBuV/m)	Reading Level (dBuV)	Margin (dB)	Limit (dBuV/m)	Factor (dB)	Type
1			5826.450	107.322	66.748	N/A	N/A	40.574	PK
2			5850.000	64.461	23.795	-57.739	122.200	40.666	PK
3			5855.000	63.734	23.056	-47.066	110.800	40.678	PK
4			5875.000	62.828	22.108	-42.372	105.200	40.720	PK
5			5925.000	64.038	23.246	-9.962	74.000	40.792	PK
6		*	5932.725	65.573	24.773	-8.427	74.000	40.800	PK

Note: Measure Level (dBuV/m) = Reading Level (dBuV) + Factor (dB)

Factor (dB) = Cable Loss (dB) + Antenna Factor (dB/m).

Site: AC1	Time: 2017/03/21 - 22:15
Limit: FCC_Part15.209_RE(3m)	Engineer: Kevin Ker
Probe: BBHA9120D_1GHz_18GHz	Polarity: Horizontal
EUT: Wi-Fi AP 4x4 OD small omni antenna US	Power: AC 120V/60Hz
Test Mode: Transmit by 802.11n-HT40 at channel 5190MHz Ant 1	

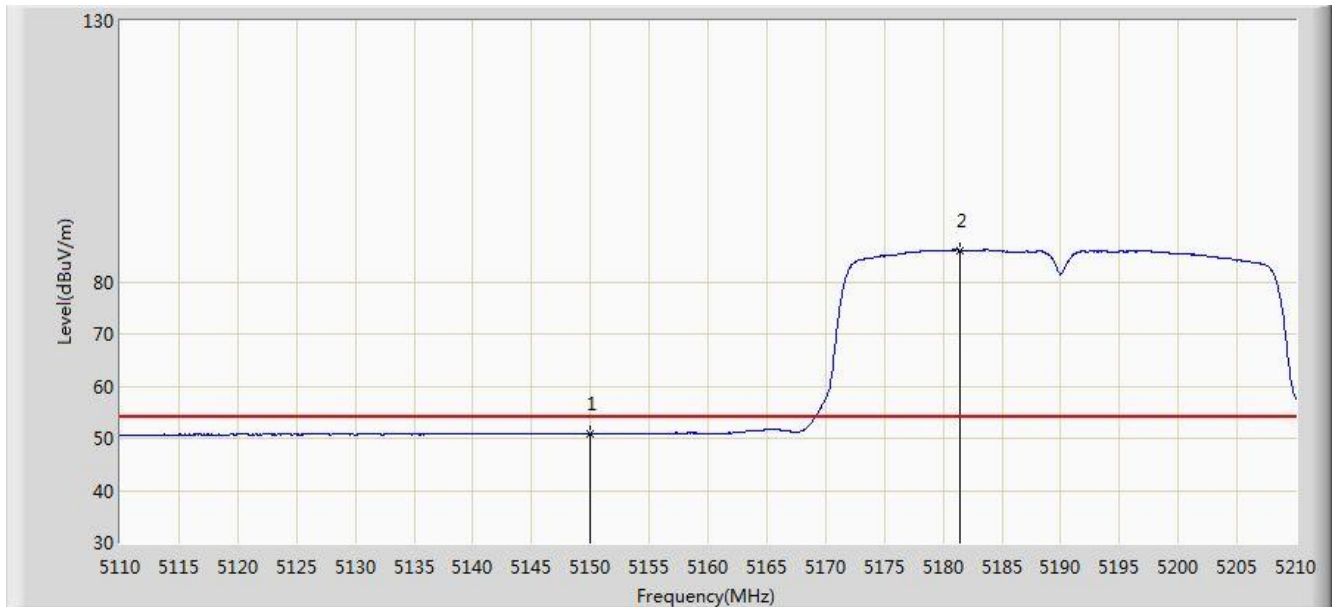


No	Flag	Mark	Frequency (MHz)	Measure Level (dBuV/m)	Reading Level (dBuV)	Margin (dB)	Limit (dBuV/m)	Factor (dB)	Type
1			5145.850	65.254	25.808	-8.746	74.000	39.446	PK
2			5150.000	63.383	23.942	-10.617	74.000	39.442	PK
3		*	5186.950	98.217	58.865	N/A	N/A	39.351	PK

Note: Measure Level (dB μ V/m) = Reading Level (dB μ V) + Factor (dB)

Factor (dB) = Cable Loss (dB) + Antenna Factor (dB/m).

Site: AC1	Time: 2017/03/21 - 22:19
Limit: FCC_Part15.209_RE(3m)	Engineer: Kevin Ker
Probe: BBHA9120D_1GHz_18GHz	Polarity: Horizontal
EUT: Wi-Fi AP 4x4 OD small omni antenna US	Power: AC 120V/60Hz
Test Mode: Transmit by 802.11n-HT40 at channel 5190MHz Ant 1	

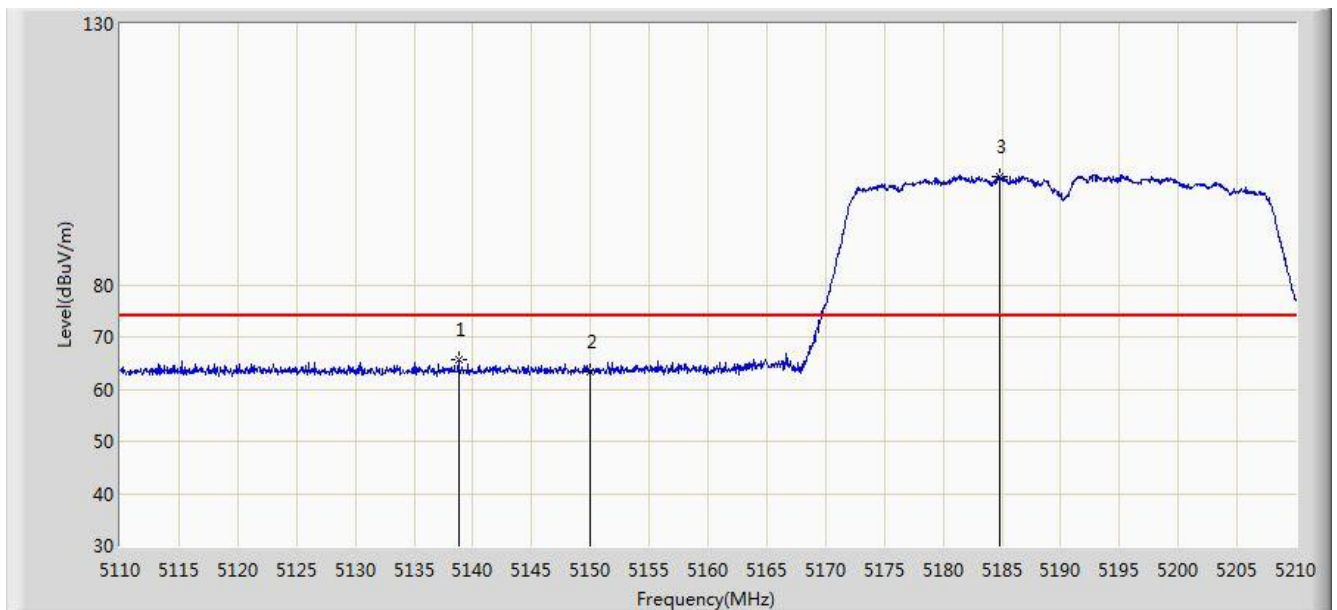


No	Flag	Mark	Frequency (MHz)	Measure Level (dBuV/m)	Reading Level (dBuV)	Margin (dB)	Limit (dBuV/m)	Factor (dB)	Type
1			5150.000	50.861	11.420	-3.139	54.000	39.442	AV
2		*	5181.400	86.070	46.704	N/A	N/A	39.366	AV

Note: Measure Level (dB μ V/m) = Reading Level (dB μ V) + Factor (dB)

Factor (dB) = Cable Loss (dB) + Antenna Factor (dB/m).

Site: AC1	Time: 2017/03/21 - 22:19
Limit: FCC_Part15.209_RE(3m)	Engineer: Kevin Ker
Probe: BBHA9120D_1GHz_18GHz	Polarity: Vertical
EUT: Wi-Fi AP 4x4 OD small omni antenna US	Power: AC 120V/60Hz
Test Mode: Transmit by 802.11n-HT40 at channel 5190MHz Ant 1	

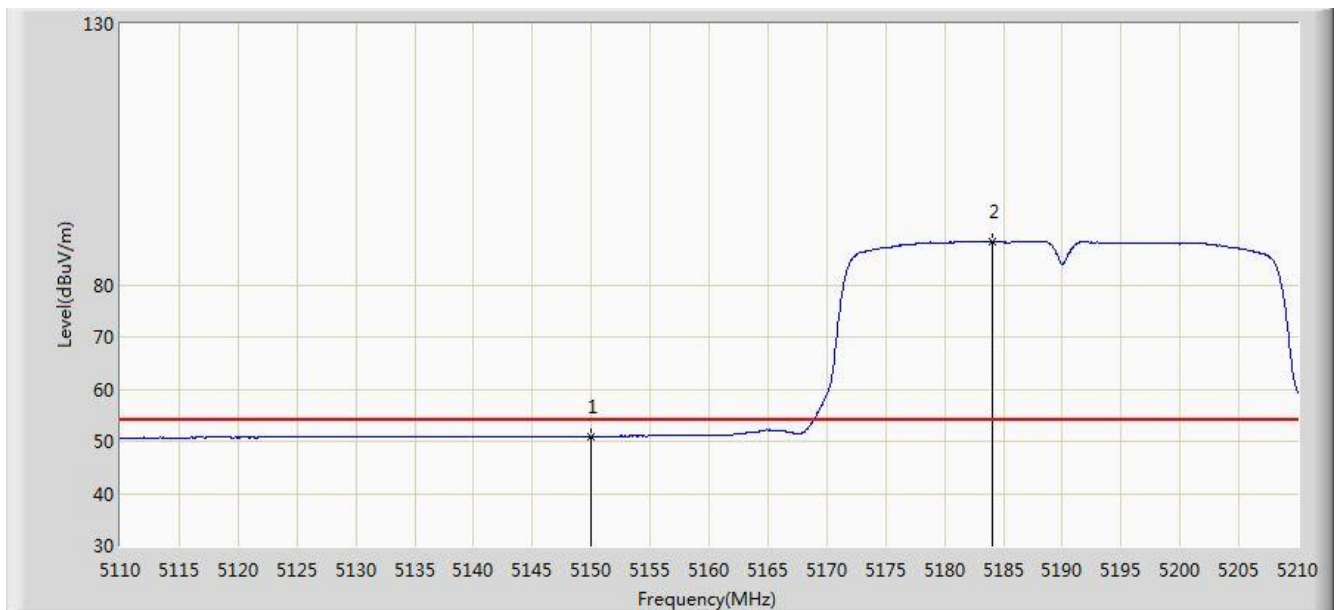


No	Flag	Mark	Frequency (MHz)	Measure Level (dBuV/m)	Reading Level (dBuV)	Margin (dB)	Limit (dBuV/m)	Factor (dB)	Type
1			5138.800	65.717	26.272	-8.283	74.000	39.445	PK
2			5150.000	63.472	24.031	-10.528	74.000	39.442	PK
3		*	5184.750	100.824	61.467	N/A	N/A	39.358	PK

Note: Measure Level (dB μ V/m) = Reading Level (dB μ V) + Factor (dB)

Factor (dB) = Cable Loss (dB) + Antenna Factor (dB/m).

Site: AC1	Time: 2017/03/21 - 22:20
Limit: FCC_Part15.209_RE(3m)	Engineer: Kevin Ker
Probe: BBHA9120D_1GHz_18GHz	Polarity: Vertical
EUT: Wi-Fi AP 4x4 OD small omni antenna US	Power: AC 120V/60Hz
Test Mode: Transmit by 802.11n-HT40 at channel 5190MHz Ant 1	

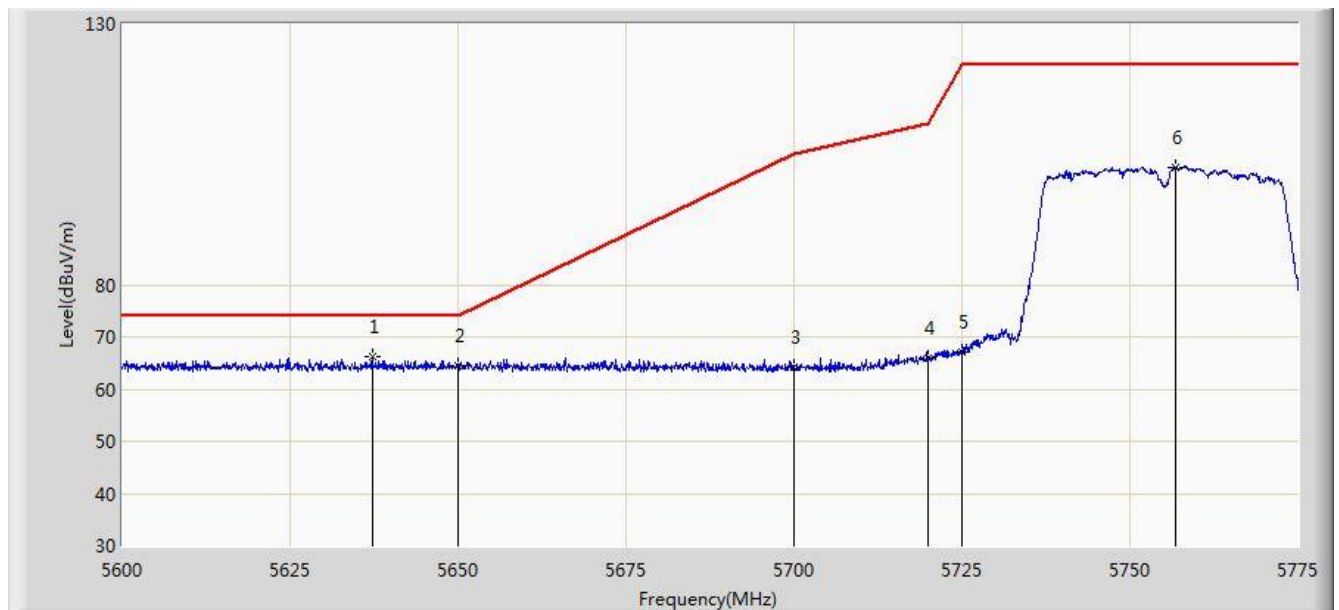


No	Flag	Mark	Frequency (MHz)	Measure Level (dBuV/m)	Reading Level (dBuV)	Margin (dB)	Limit (dBuV/m)	Factor (dB)	Type
1			5150.000	50.960	11.519	-3.040	54.000	39.442	AV
2		*	5184.000	88.287	48.928	N/A	N/A	39.359	AV

Note: Measure Level (dB μ V/m) = Reading Level (dB μ V) + Factor (dB)

Factor (dB) = Cable Loss (dB) + Antenna Factor (dB/m).

Site: AC1	Time: 2017/03/21 - 22:34
Limit: FCC_Part15.407_RE(3m)	Engineer: Kevin Ker
Probe: BBHA9120D_1GHz_18GHz	Polarity: Horizontal
EUT: Wi-Fi AP 4x4 OD small omni antenna US	Power: AC 120V/60Hz
Test Mode: Transmit by 802.11n-HT40 at channel 5755MHz Ant 1	

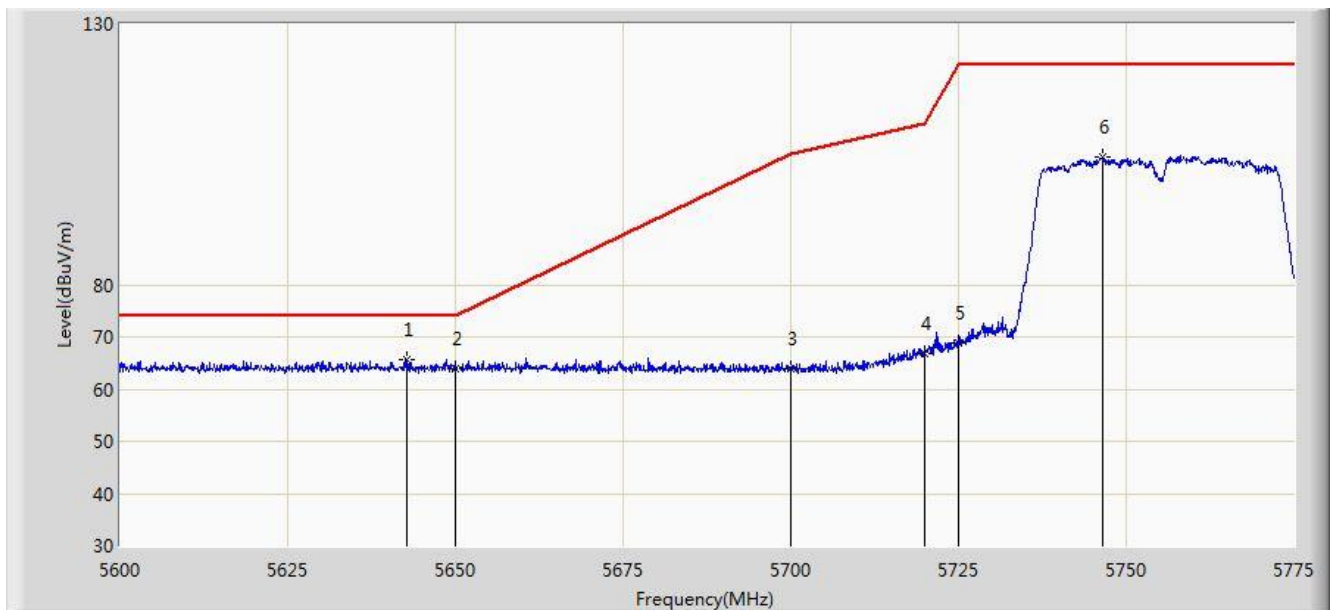


No	Flag	Mark	Frequency (MHz)	Measure Level (dBuV/m)	Reading Level (dBuV)	Margin (dB)	Limit (dBuV/m)	Factor (dB)	Type
1		*	5637.187	66.137	26.234	-7.863	74.000	39.903	PK
2			5650.000	64.520	24.591	-9.480	74.000	39.929	PK
3			5700.000	64.133	24.076	-41.067	105.200	40.057	PK
4			5720.000	65.836	25.695	-44.964	110.800	40.141	PK
5			5725.000	67.034	26.870	-55.166	122.200	40.164	PK
6			5756.712	102.540	62.237	N/A	N/A	40.302	PK

Note: Measure Level (dB μ V/m) = Reading Level (dB μ V) + Factor (dB)

Factor (dB) = Cable Loss (dB) + Antenna Factor (dB/m).

Site: AC1	Time: 2017/03/21 - 22:37
Limit: FCC_Part15.407_RE(3m)	Engineer: Kevin Ker
Probe: BBHA9120D_1GHz_18GHz	Polarity: Vertical
EUT: Wi-Fi AP 4x4 OD small omni antenna US	Power: AC 120V/60Hz
Test Mode: Transmit by 802.11n-HT40 at channel 5755MHz Ant 1	

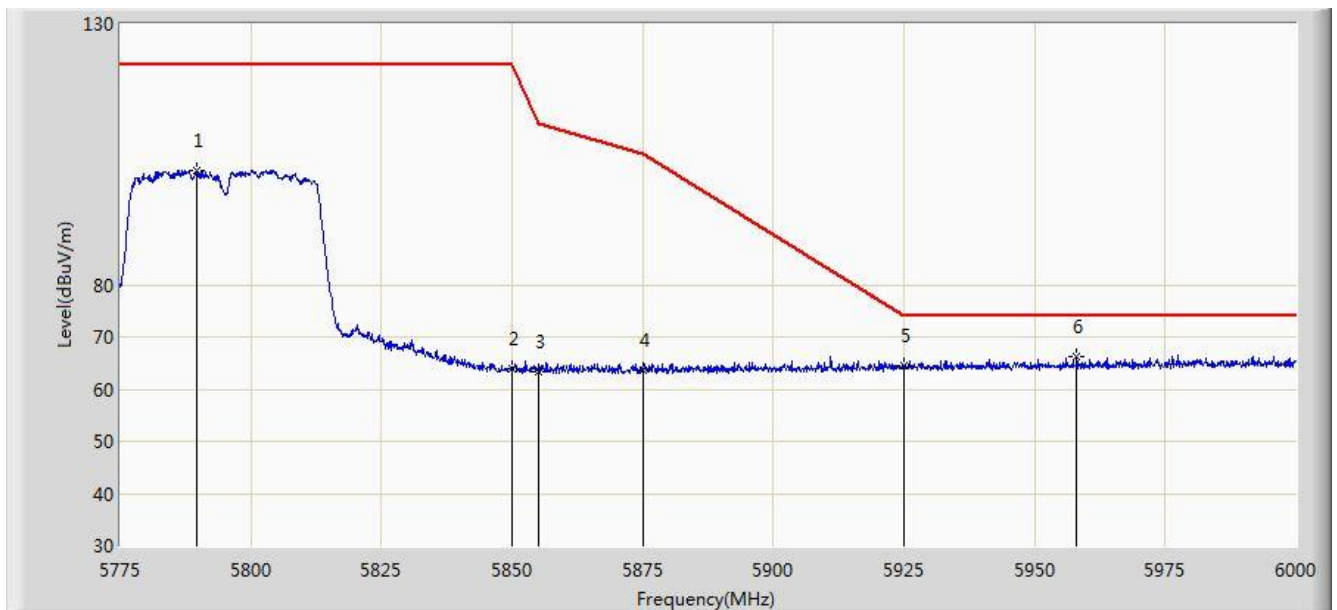


No	Flag	Mark	Frequency (MHz)	Measure Level (dBuV/m)	Reading Level (dBuV)	Margin (dB)	Limit (dBuV/m)	Factor (dB)	Type
1		*	5642.788	65.565	25.651	-8.435	74.000	39.913	PK
2			5650.000	63.872	23.943	-10.128	74.000	39.929	PK
3			5700.000	63.813	23.756	-41.387	105.200	40.057	PK
4			5720.000	66.746	26.605	-44.054	110.800	40.141	PK
5			5725.000	68.817	28.653	-53.383	122.200	40.164	PK
6			5746.388	104.439	64.178	N/A	N/A	40.261	PK

Note: Measure Level (dB μ V/m) = Reading Level (dB μ V) + Factor (dB)

Factor (dB) = Cable Loss (dB) + Antenna Factor (dB/m).

Site: AC1	Time: 2017/03/21 - 22:38
Limit: FCC_Part15.407_RE(3m)	Engineer: Kevin Ker
Probe: BBHA9120D_1GHz_18GHz	Polarity: Horizontal
EUT: Wi-Fi AP 4x4 OD small omni antenna US	Power: AC 120V/60Hz
Test Mode: Transmit by 802.11n-HT40 at channel 5795MHz Ant 1	

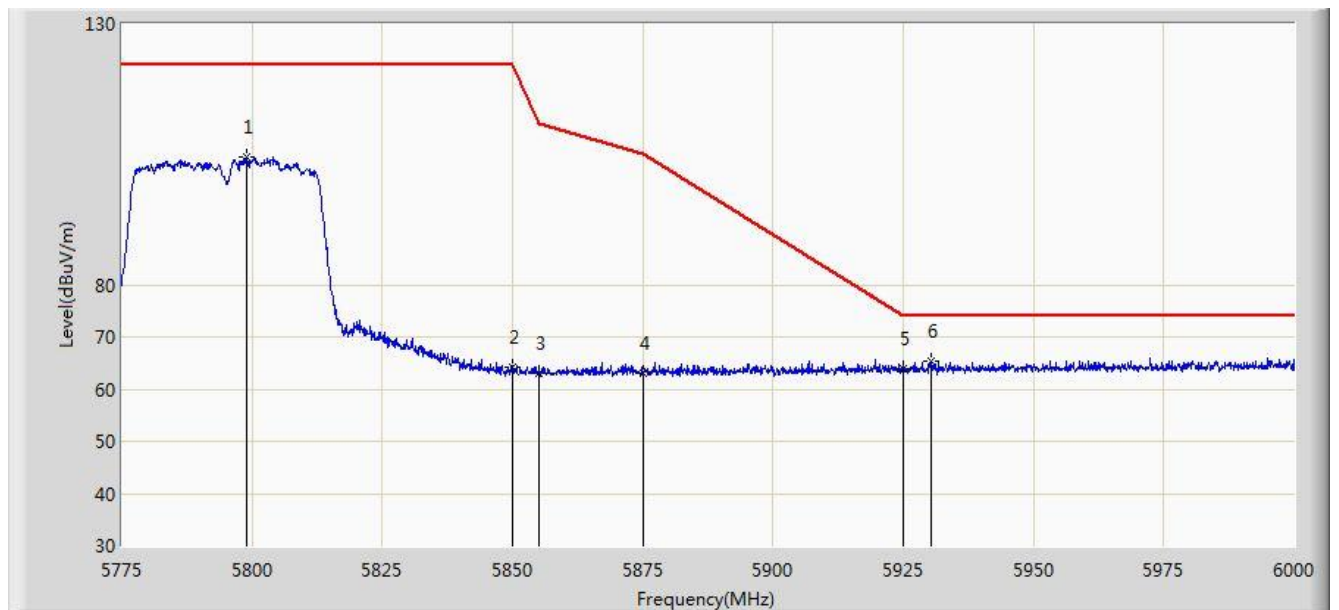


No	Flag	Mark	Frequency (MHz)	Measure Level (dBuV/m)	Reading Level (dBuV)	Margin (dB)	Limit (dBuV/m)	Factor (dB)	Type
1			5789.625	101.813	61.388	N/A	N/A	40.425	PK
2			5850.000	64.050	23.384	-58.150	122.200	40.666	PK
3			5855.000	63.438	22.760	-47.362	110.800	40.678	PK
4			5875.000	63.554	22.834	-41.646	105.200	40.720	PK
5			5925.000	64.384	23.592	-9.616	74.000	40.792	PK
6		*	5958.038	66.205	25.384	-7.795	74.000	40.821	PK

Note: Measure Level (dB μ V/m) = Reading Level (dB μ V) + Factor (dB)

Factor (dB) = Cable Loss (dB) + Antenna Factor (dB/m).

Site: AC1	Time: 2017/03/21 - 22:41
Limit: FCC_Part15.407_RE(3m)	Engineer: Kevin Ker
Probe: BBHA9120D_1GHz_18GHz	Polarity: Vertical
EUT: Wi-Fi AP 4x4 OD small omni antenna US	Power: AC 120V/60Hz
Test Mode: Transmit by 802.11n-HT40 at channel 5795MHz Ant 1	

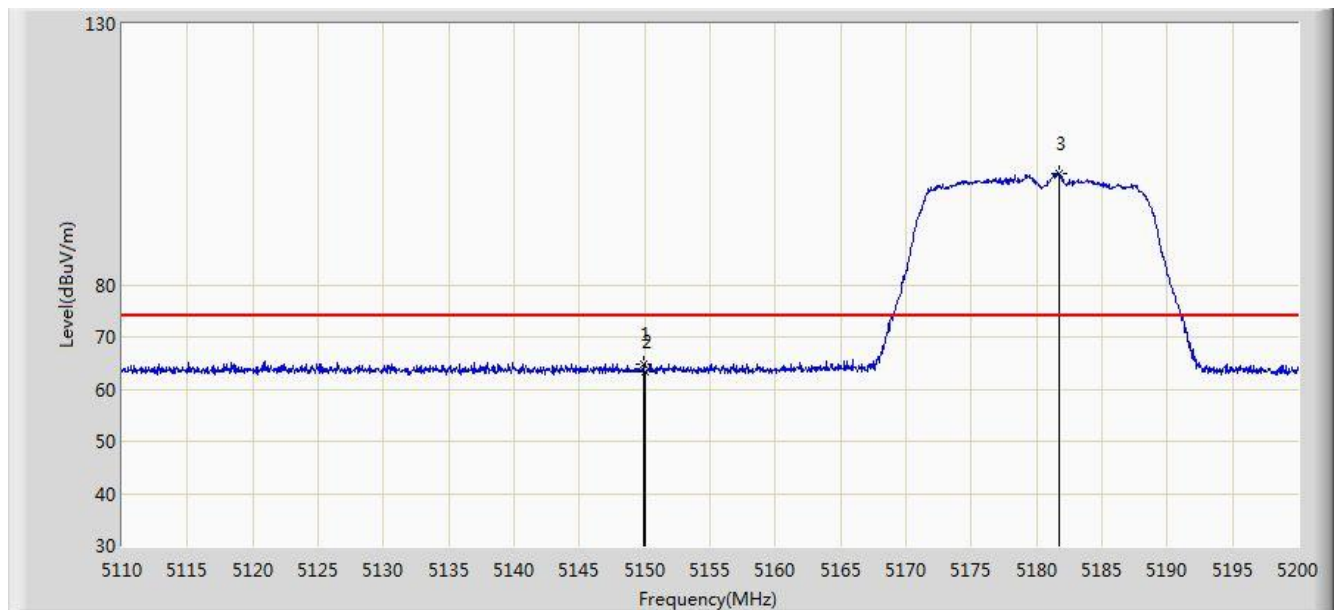


No	Flag	Mark	Frequency (MHz)	Measure Level (dBuV/m)	Reading Level (dBuV)	Margin (dB)	Limit (dBuV/m)	Factor (dB)	Type
1			5799.075	104.395	63.934	N/A	N/A	40.461	PK
2			5850.000	64.083	23.417	-58.117	122.200	40.666	PK
3			5855.000	63.124	22.446	-47.676	110.800	40.678	PK
4			5875.000	63.074	22.354	-42.126	105.200	40.720	PK
5			5925.000	63.968	23.176	-10.032	74.000	40.792	PK
6		*	5930.250	65.375	24.578	-8.625	74.000	40.797	PK

Note: Measure Level (dBuV/m) = Reading Level (dBuV) + Factor (dB)

Factor (dB) = Cable Loss (dB) + Antenna Factor (dB/m).

Site: AC1	Time: 2017/03/21 - 22:42
Limit: FCC_Part15.209_RE(3m)	Engineer: Kevin Ker
Probe: BBHA9120D_1GHz_18GHz	Polarity: Horizontal
EUT: Wi-Fi AP 4x4 OD small omni antenna US	Power: AC 120V/60Hz
Test Mode: Transmit by 802.11ac-VHT20 at channel 5180MHz Ant 1	

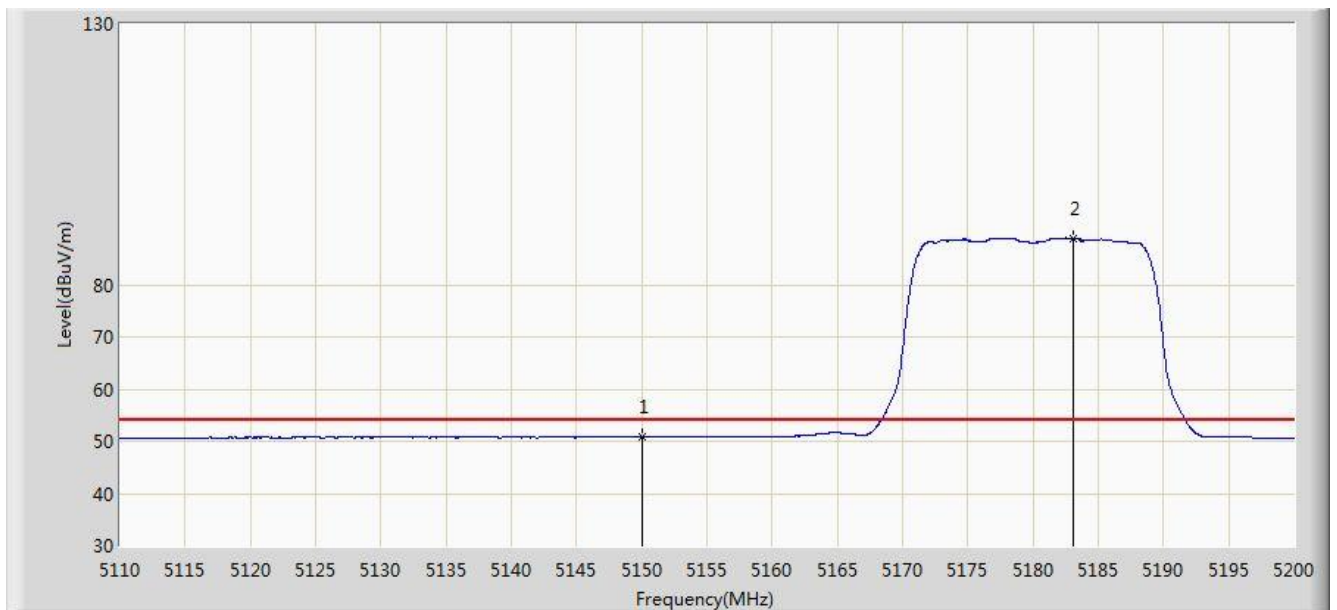


No	Flag	Mark	Frequency (MHz)	Measure Level (dBuV/m)	Reading Level (dBuV)	Margin (dB)	Limit (dBuV/m)	Factor (dB)	Type
1			5149.870	64.727	25.285	-9.273	74.000	39.442	PK
2			5150.000	63.471	24.030	-10.529	74.000	39.442	PK
3		*	5181.685	101.322	61.957	N/A	N/A	39.365	PK

Note: Measure Level (dB μ V/m) = Reading Level (dB μ V) + Factor (dB)

Factor (dB) = Cable Loss (dB) + Antenna Factor (dB/m).

Site: AC1	Time: 2017/03/21 - 22:45
Limit: FCC_Part15.209_RE(3m)	Engineer: Kevin Ker
Probe: BBHA9120D_1GHz_18GHz	Polarity: Horizontal
EUT: Wi-Fi AP 4x4 OD small omni antenna US	Power: AC 120V/60Hz
Test Mode: Transmit by 802.11ac-VHT20 at channel 5180MHz Ant 1	

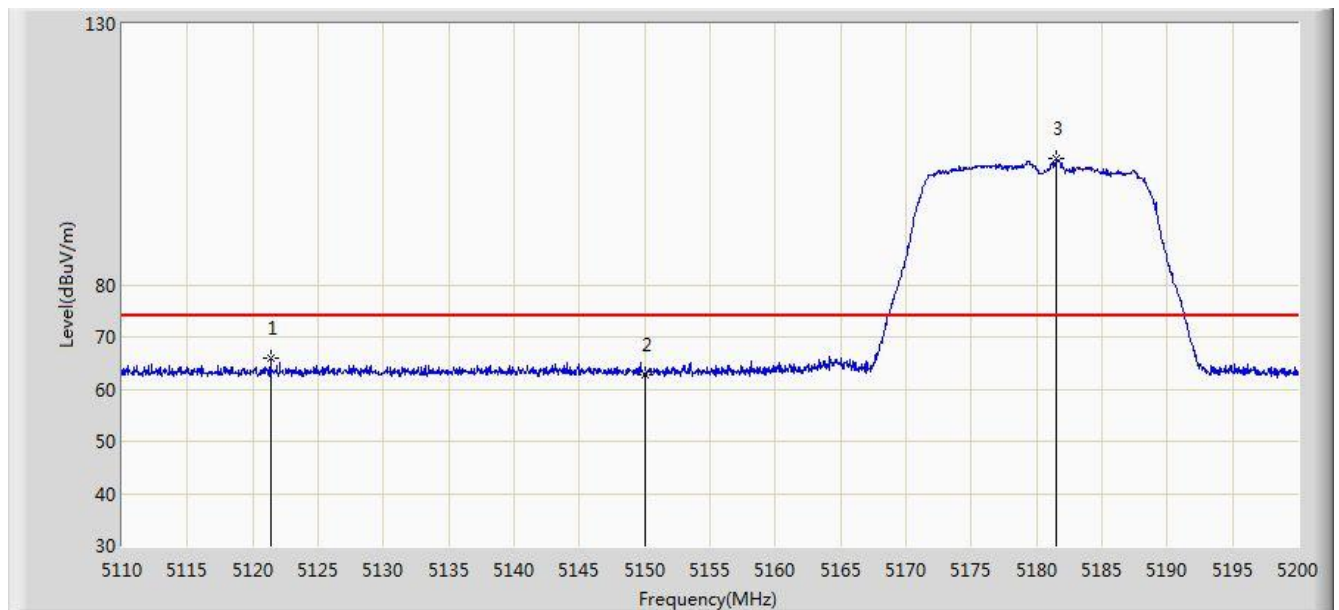


No	Flag	Mark	Frequency (MHz)	Measure Level (dBuV/m)	Reading Level (dBuV)	Margin (dB)	Limit (dBuV/m)	Factor (dB)	Type
1			5150.000	50.793	11.352	-3.207	54.000	39.442	AV
2		*	5183.035	88.911	49.549	N/A	N/A	39.361	AV

Note: Measure Level (dB μ V/m) = Reading Level (dB μ V) + Factor (dB)

Factor (dB) = Cable Loss (dB) + Antenna Factor (dB/m).

Site: AC1	Time: 2017/03/21 - 22:45
Limit: FCC_Part15.209_RE(3m)	Engineer: Kevin Ker
Probe: BBHA9120D_1GHz_18GHz	Polarity: Vertical
EUT: Wi-Fi AP 4x4 OD small omni antenna US	Power: AC 120V/60Hz
Test Mode: Transmit by 802.11ac-VHT20 at channel 5180MHz Ant 1	

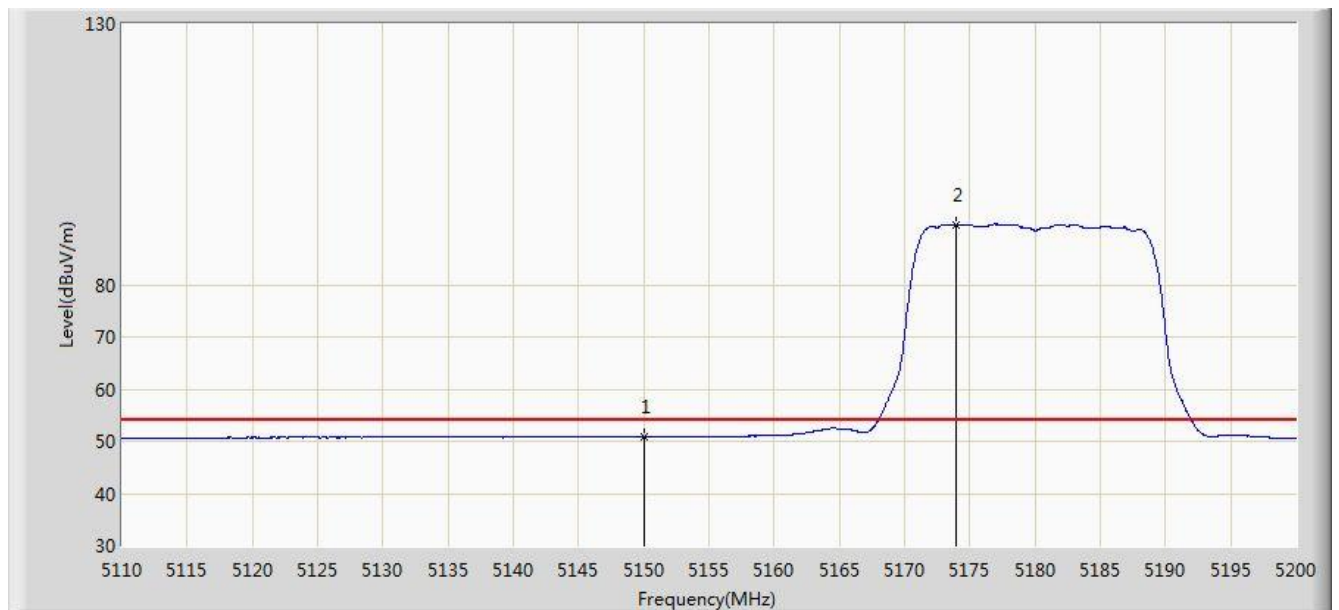


No	Flag	Mark	Frequency (MHz)	Measure Level (dBuV/m)	Reading Level (dBuV)	Margin (dB)	Limit (dBuV/m)	Factor (dB)	Type
1			5121.340	65.947	26.502	-8.053	74.000	39.445	PK
2			5150.000	62.766	23.325	-11.234	74.000	39.442	PK
3		*	5181.550	104.132	64.767	N/A	N/A	39.366	PK

Note: Measure Level (dB μ V/m) = Reading Level (dB μ V) + Factor (dB)

Factor (dB) = Cable Loss (dB) + Antenna Factor (dB/m).

Site: AC1	Time: 2017/03/21 - 22:46
Limit: FCC_Part15.209_RE(3m)	Engineer: Kevin Ker
Probe: BBHA9120D_1GHz_18GHz	Polarity: Vertical
EUT: Wi-Fi AP 4x4 OD small omni antenna US	Power: AC 120V/60Hz
Test Mode: Transmit by 802.11ac-VHT20 at channel 5180MHz Ant 1	

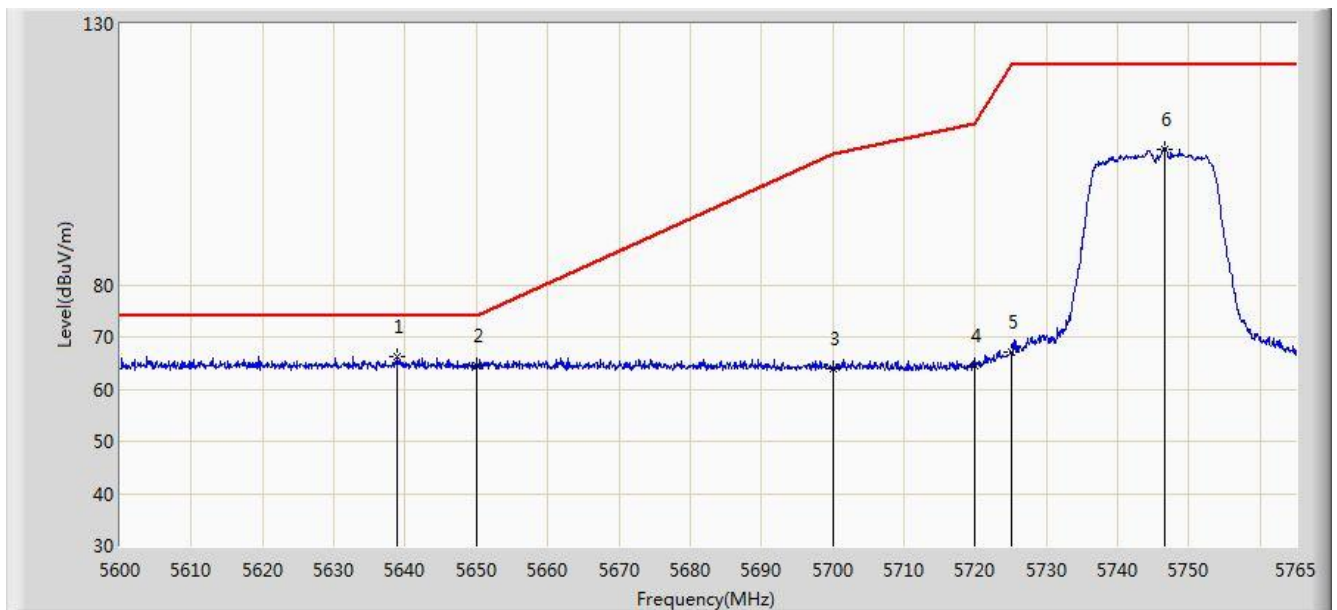


No	Flag	Mark	Frequency (MHz)	Measure Level (dBuV/m)	Reading Level (dBuV)	Margin (dB)	Limit (dBuV/m)	Factor (dB)	Type
1			5150.000	50.775	11.334	-3.225	54.000	39.442	AV
2		*	5173.900	91.426	52.041	N/A	N/A	39.385	AV

Note: Measure Level (dBuV/m) = Reading Level (dBuV) + Factor (dB)

Factor (dB) = Cable Loss (dB) + Antenna Factor (dB/m).

Site: AC1	Time: 2017/03/21 - 23:02
Limit: FCC_Part15.407_RE(3m)	Engineer: Kevin Ker
Probe: BBHA9120D_1GHz_18GHz	Polarity: Horizontal
EUT: Wi-Fi AP 4x4 OD small omni antenna US	Power: AC 120V/60Hz
Test Mode: Transmit by 802.11ac-VHT20 at channel 5745MHz Ant 1	

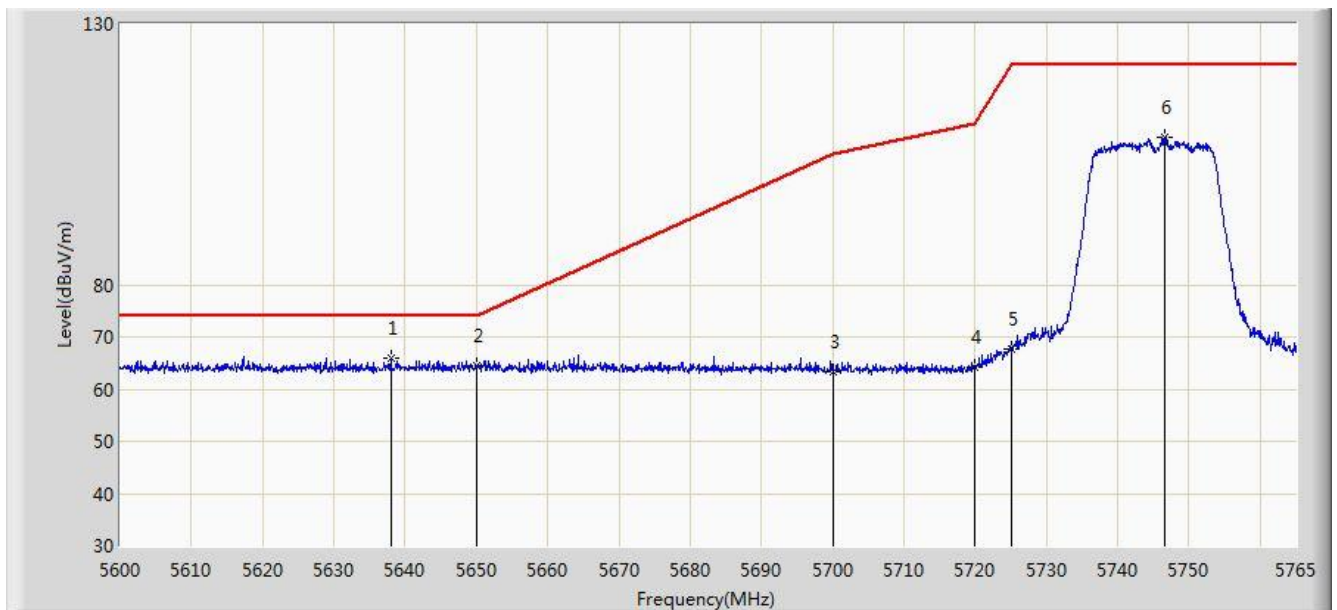


No	Flag	Mark	Frequency (MHz)	Measure Level (dBuV/m)	Reading Level (dBuV)	Margin (dB)	Limit (dBuV/m)	Factor (dB)	Type
1		*	5638.775	66.178	26.272	-7.822	74.000	39.906	PK
2			5650.000	64.449	24.520	-9.551	74.000	39.929	PK
3			5700.000	63.989	23.932	-41.211	105.200	40.057	PK
4			5720.000	64.423	24.282	-46.377	110.800	40.141	PK
5			5725.000	67.012	26.848	-55.188	122.200	40.164	PK
6			5746.685	106.056	65.794	N/A	N/A	40.262	PK

Note: Measure Level (dB μ V/m) = Reading Level (dB μ V) + Factor (dB)

Factor (dB) = Cable Loss (dB) + Antenna Factor (dB/m).

Site: AC1	Time: 2017/03/21 - 23:05
Limit: FCC_Part15.407_RE(3m)	Engineer: Kevin Ker
Probe: BBHA9120D_1GHz_18GHz	Polarity: Vertical
EUT: Wi-Fi AP 4x4 OD small omni antenna US	Power: AC 120V/60Hz
Test Mode: Transmit by 802.11ac-VHT20 at channel 5745MHz Ant 1	

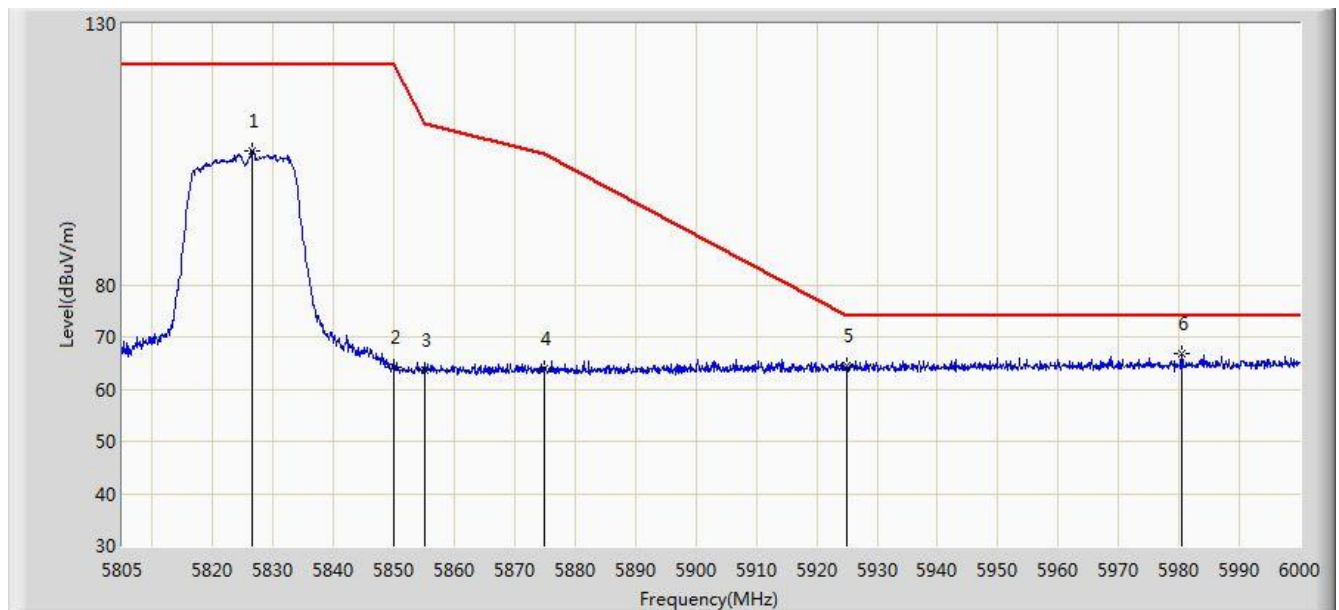


No	Flag	Mark	Frequency (MHz)	Measure Level (dBuV/m)	Reading Level (dBuV)	Margin (dB)	Limit (dBuV/m)	Factor (dB)	Type
1		*	5637.950	65.941	26.037	-8.059	74.000	39.904	PK
2			5650.000	64.376	24.447	-9.624	74.000	39.929	PK
3			5700.000	63.364	23.307	-41.836	105.200	40.057	PK
4			5720.000	64.282	24.141	-46.518	110.800	40.141	PK
5			5725.000	67.669	27.505	-54.531	122.200	40.164	PK
6			5746.603	108.127	67.866	N/A	N/A	40.262	PK

Note: Measure Level (dB μ V/m) = Reading Level (dB μ V) + Factor (dB)

Factor (dB) = Cable Loss (dB) + Antenna Factor (dB/m).

Site: AC1	Time: 2017/03/21 - 23:06
Limit: FCC_Part15.407_RE(3m)	Engineer: Kevin Ker
Probe: BBHA9120D_1GHz_18GHz	Polarity: Horizontal
EUT: Wi-Fi AP 4x4 OD small omni antenna US	Power: AC 120V/60Hz
Test Mode: Transmit by 802.11ac-VHT20 at channel 5825MHz Ant 1	

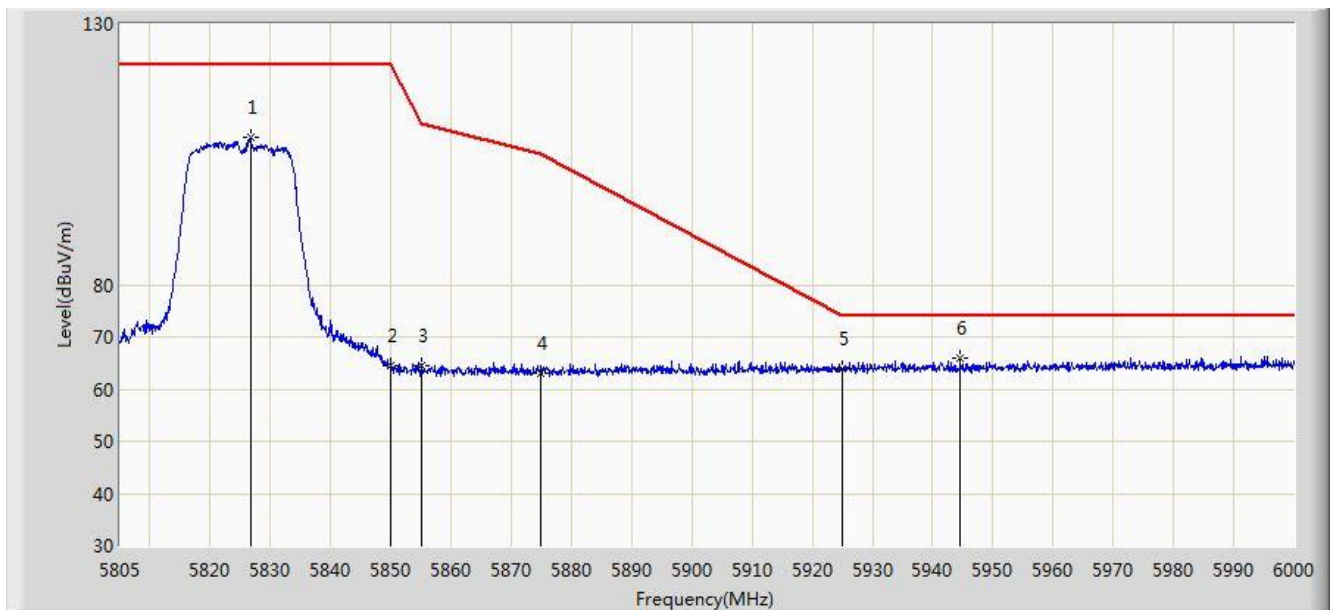


No	Flag	Mark	Frequency (MHz)	Measure Level (dBuV/m)	Reading Level (dBuV)	Margin (dB)	Limit (dBuV/m)	Factor (dB)	Type
1			5826.450	105.739	65.165	N/A	N/A	40.574	PK
2			5850.000	64.286	23.620	-57.914	122.200	40.666	PK
3			5855.000	63.736	23.058	-47.064	110.800	40.678	PK
4			5875.000	64.049	23.329	-41.151	105.200	40.720	PK
5			5925.000	64.440	23.648	-9.560	74.000	40.792	PK
6		*	5980.402	66.930	26.098	-7.070	74.000	40.832	PK

Note: Measure Level (dBuV/m) = Reading Level (dBuV) + Factor (dB)

Factor (dB) = Cable Loss (dB) + Antenna Factor (dB/m).

Site: AC1	Time: 2017/03/21 - 23:08
Limit: FCC_Part15.407_RE(3m)	Engineer: Kevin Ker
Probe: BBHA9120D_1GHz_18GHz	Polarity: Vertical
EUT: Wi-Fi AP 4x4 OD small omni antenna US	Power: AC 120V/60Hz
Test Mode: Transmit by 802.11ac-VHT20 at channel 5825MHz Ant 1	

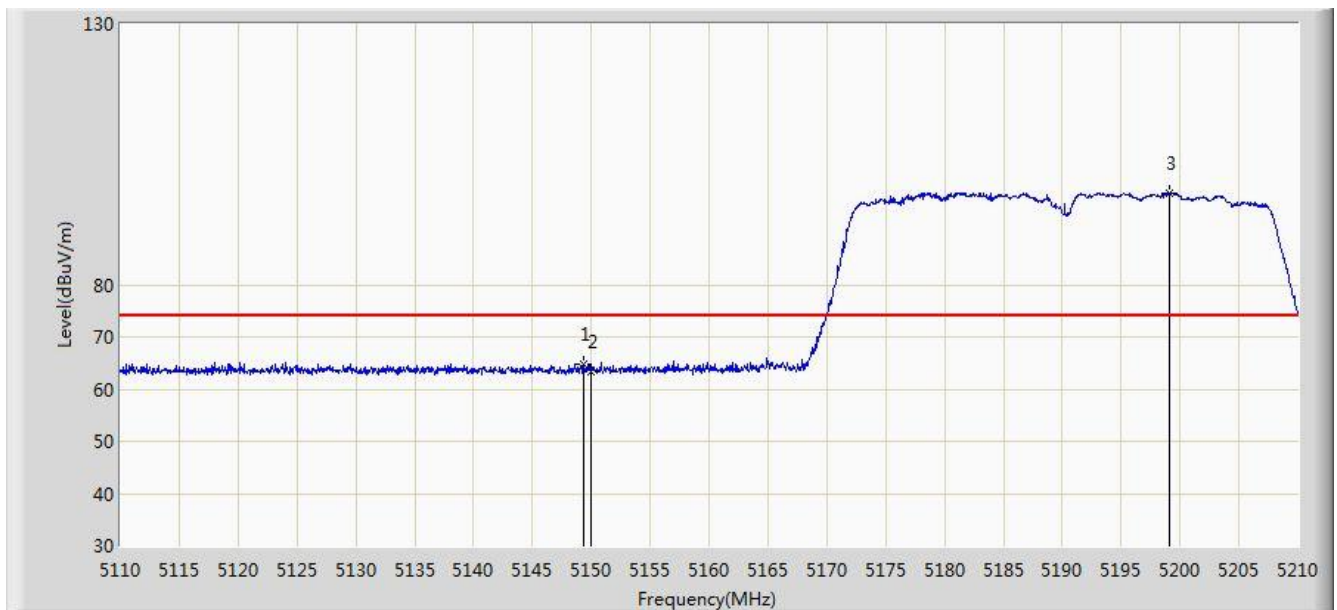


No	Flag	Mark	Frequency (MHz)	Measure Level (dBuV/m)	Reading Level (dBuV)	Margin (dB)	Limit (dBuV/m)	Factor (dB)	Type
1			5826.743	108.128	67.553	N/A	N/A	40.576	PK
2			5850.000	64.503	23.837	-57.697	122.200	40.666	PK
3			5855.000	64.442	23.764	-46.358	110.800	40.678	PK
4			5875.000	63.080	22.360	-42.120	105.200	40.720	PK
5			5925.000	63.866	23.074	-10.134	74.000	40.792	PK
6		*	5944.522	65.890	25.078	-8.110	74.000	40.813	PK

Note: Measure Level (dB μ V/m) = Reading Level (dB μ V) + Factor (dB)

Factor (dB) = Cable Loss (dB) + Antenna Factor (dB/m).

Site: AC1	Time: 2017/03/21 - 23:10
Limit: FCC_Part15.209_RE(3m)	Engineer: Kevin Ker
Probe: BBHA9120D_1GHz_18GHz	Polarity: Horizontal
EUT: Wi-Fi AP 4x4 OD small omni antenna US	Power: AC 120V/60Hz
Test Mode: Transmit by 802.11ac-VHT40 at channel 5190MHz Ant 1	

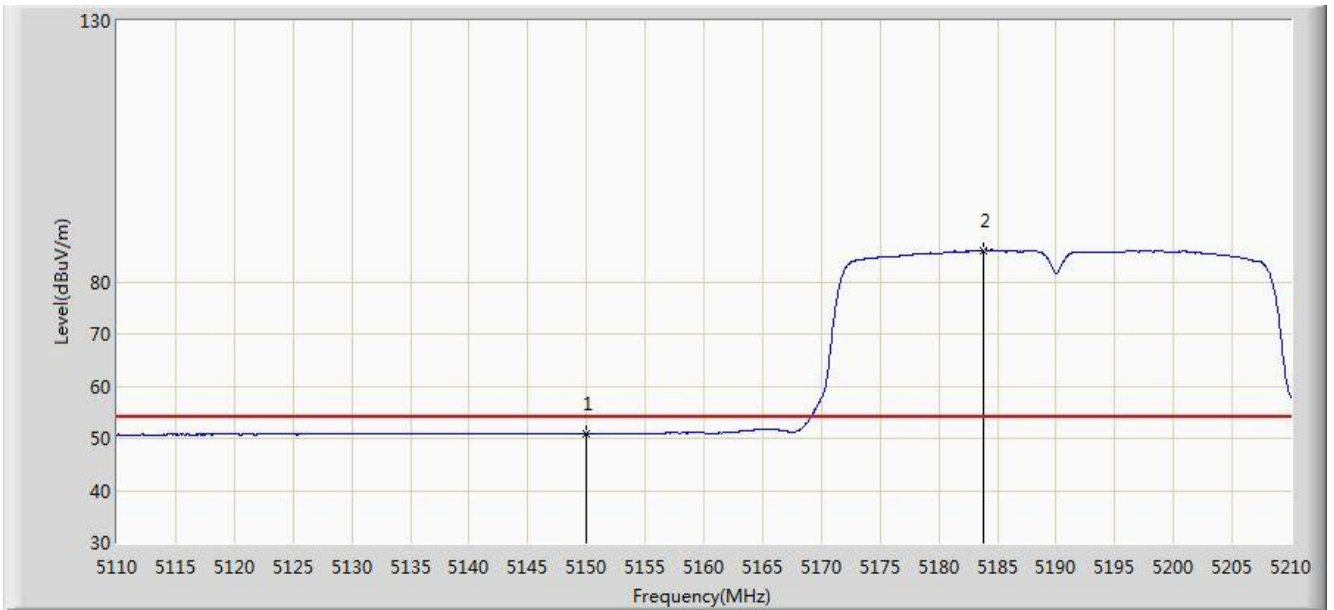


No	Flag	Mark	Frequency (MHz)	Measure Level (dBuV/m)	Reading Level (dBuV)	Margin (dB)	Limit (dBuV/m)	Factor (dB)	Type
1			5149.300	64.870	25.427	-9.130	74.000	39.443	PK
2			5150.000	63.435	23.994	-10.565	74.000	39.442	PK
3		*	5199.100	97.644	58.324	N/A	N/A	39.321	PK

Note: Measure Level (dB μ V/m) = Reading Level (dB μ V) + Factor (dB)

Factor (dB) = Cable Loss (dB) + Antenna Factor (dB/m).

Site: AC1	Time: 2017/03/21 - 23:13
Limit: FCC_Part15.209_RE(3m)	Engineer: Kevin Ker
Probe: BBHA9120D_1GHz_18GHz	Polarity: Horizontal
EUT: Wi-Fi AP 4x4 OD small omni antenna US	Power: AC 120V/60Hz
Test Mode: Transmit by 802.11ac-VHT40 at channel 5190MHz Ant 1	

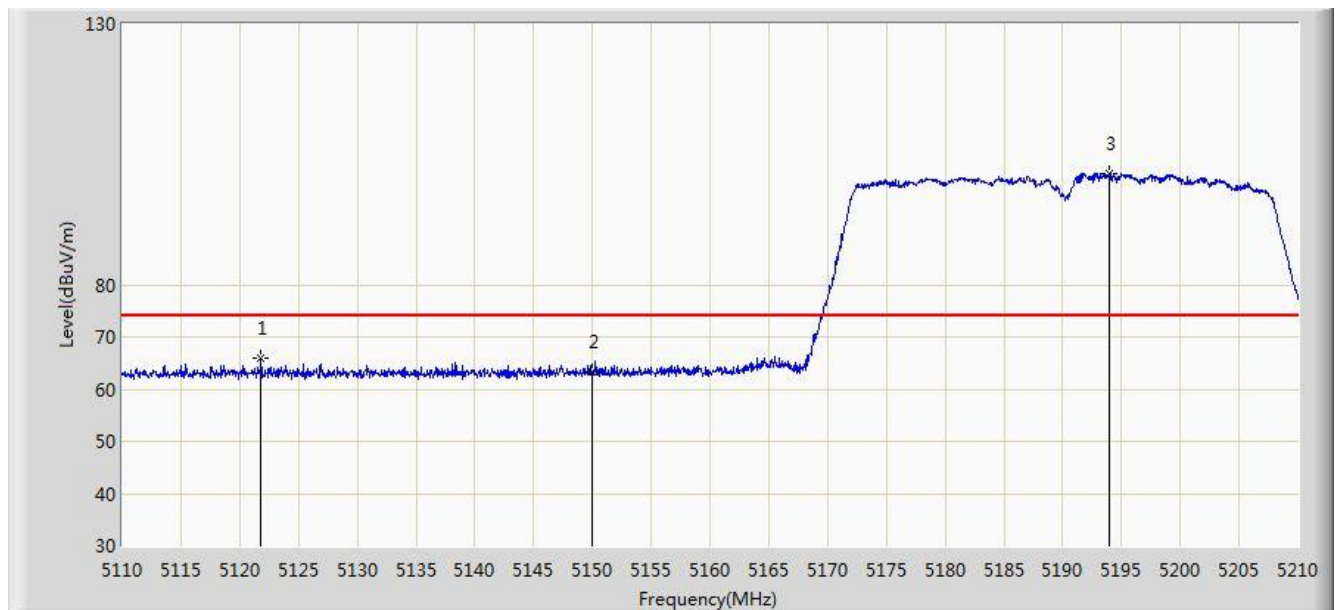


No	Flag	Mark	Frequency (MHz)	Measure Level (dBuV/m)	Reading Level (dBuV)	Margin (dB)	Limit (dBuV/m)	Factor (dB)	Type
1			5150.000	50.899	11.458	-3.101	54.000	39.442	AV
2		*	5183.850	86.065	46.705	N/A	N/A	39.360	AV

Note: Measure Level (dB μ V/m) = Reading Level (dB μ V) + Factor (dB)

Factor (dB) = Cable Loss (dB) + Antenna Factor (dB/m).

Site: AC1	Time: 2017/03/21 - 23:13
Limit: FCC_Part15.209_RE(3m)	Engineer: Kevin Ker
Probe: BBHA9120D_1GHz_18GHz	Polarity: Vertical
EUT: Wi-Fi AP 4x4 OD small omni antenna US	Power: AC 120V/60Hz
Test Mode: Transmit by 802.11ac-VHT40 at channel 5190MHz Ant 1	

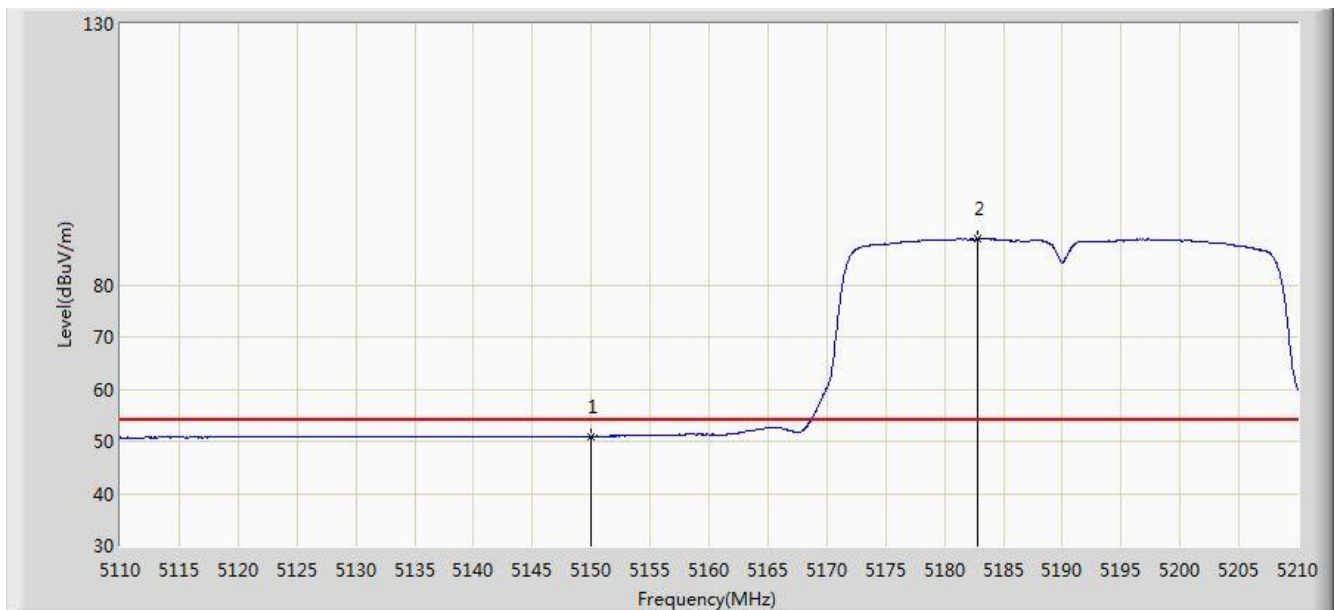


No	Flag	Mark	Frequency (MHz)	Measure Level (dBuV/m)	Reading Level (dBuV)	Margin (dB)	Limit (dBuV/m)	Factor (dB)	Type
1			5121.800	65.827	26.382	-8.173	74.000	39.445	PK
2			5150.000	63.283	23.842	-10.717	74.000	39.442	PK
3		*	5194.000	101.378	62.045	N/A	N/A	39.333	PK

Note: Measure Level (dB μ V/m) = Reading Level (dB μ V) + Factor (dB)

Factor (dB) = Cable Loss (dB) + Antenna Factor (dB/m).

Site: AC1	Time: 2017/03/21 - 23:14
Limit: FCC_Part15.209_RE(3m)	Engineer: Kevin Ker
Probe: BBHA9120D_1GHz_18GHz	Polarity: Vertical
EUT: Wi-Fi AP 4x4 OD small omni antenna US	Power: AC 120V/60Hz
Test Mode: Transmit by 802.11ac-VHT40 at channel 5190MHz Ant 1	

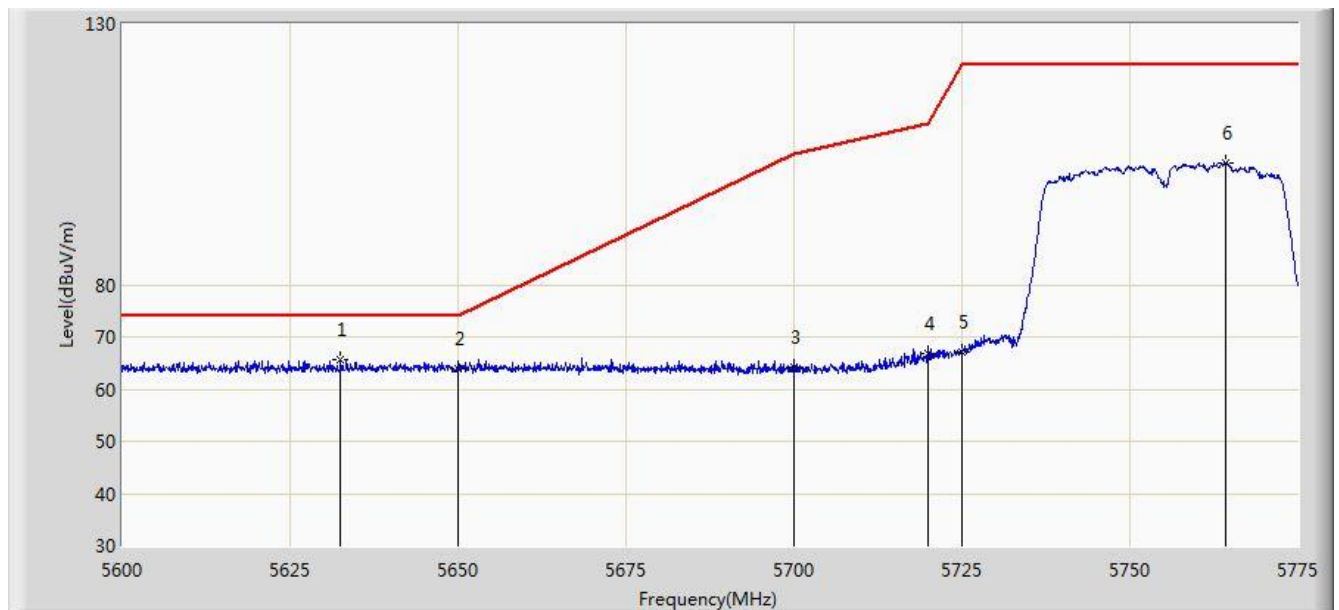


No	Flag	Mark	Frequency (MHz)	Measure Level (dBuV/m)	Reading Level (dBuV)	Margin (dB)	Limit (dBuV/m)	Factor (dB)	Type
1			5150.000	50.993	11.552	-3.007	54.000	39.442	AV
2		*	5182.750	88.757	49.395	N/A	N/A	39.362	AV

Note: Measure Level (dB μ V/m) = Reading Level (dB μ V) + Factor (dB)

Factor (dB) = Cable Loss (dB) + Antenna Factor (dB/m).

Site: AC1	Time: 2017/03/21 - 23:35
Limit: FCC_Part15.407_RE(3m)	Engineer: Kevin Ker
Probe: BBHA9120D_1GHz_18GHz	Polarity: Horizontal
EUT: Wi-Fi AP 4x4 OD small omni antenna US	Power: AC 120V/60Hz
Test Mode: Transmit by 802.11ac-VHT40 at channel 5755MHz Ant 1	

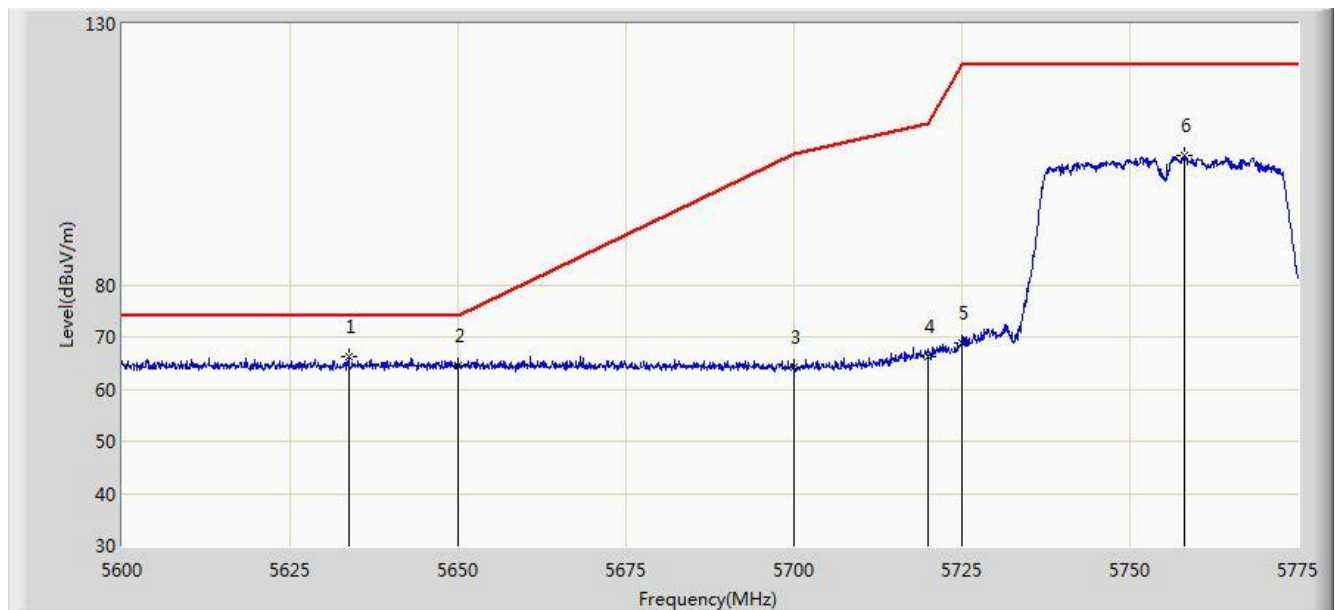


No	Flag	Mark	Frequency (MHz)	Measure Level (dBuV/m)	Reading Level (dBuV)	Margin (dB)	Limit (dBuV/m)	Factor (dB)	Type
1		*	5632.550	65.559	25.665	-8.441	74.000	39.895	PK
2			5650.000	64.031	24.102	-9.969	74.000	39.929	PK
3			5700.000	64.302	24.245	-40.898	105.200	40.057	PK
4			5720.000	66.917	26.776	-43.883	110.800	40.141	PK
5			5725.000	67.162	26.998	-55.038	122.200	40.164	PK
6			5764.325	103.338	63.006	N/A	N/A	40.332	PK

Note: Measure Level (dB μ V/m) = Reading Level (dB μ V) + Factor (dB)

Factor (dB) = Cable Loss (dB) + Antenna Factor (dB/m).

Site: AC1	Time: 2017/03/21 - 23:37
Limit: FCC_Part15.407_RE(3m)	Engineer: Kevin Ker
Probe: BBHA9120D_1GHz_18GHz	Polarity: Vertical
EUT: Wi-Fi AP 4x4 OD small omni antenna US	Power: AC 120V/60Hz
Test Mode: Transmit by 802.11ac-VHT40 at channel 5755MHz Ant 1	

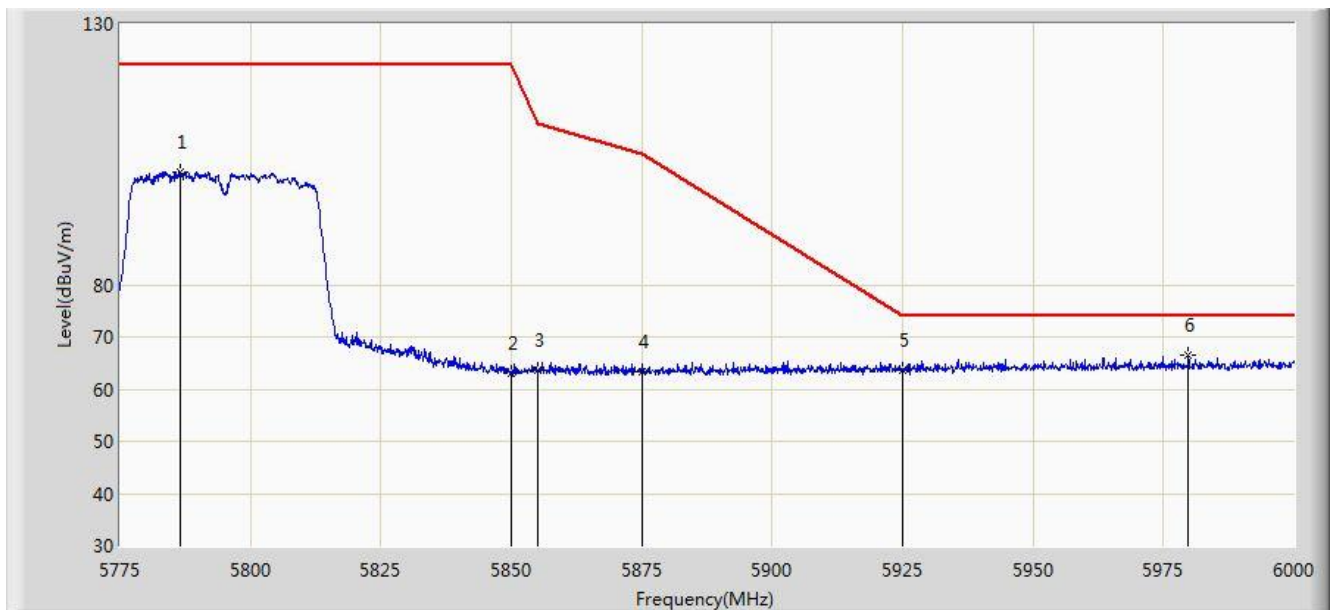


No	Flag	Mark	Frequency (MHz)	Measure Level (dBuV/m)	Reading Level (dBuV)	Margin (dB)	Limit (dBuV/m)	Factor (dB)	Type
1		*	5633.687	66.096	26.200	-7.904	74.000	39.897	PK
2			5650.000	64.528	24.599	-9.472	74.000	39.929	PK
3			5700.000	64.132	24.075	-41.068	105.200	40.057	PK
4			5720.000	66.296	26.155	-44.504	110.800	40.141	PK
5			5725.000	68.899	28.735	-53.301	122.200	40.164	PK
6			5758.025	104.712	64.404	N/A	N/A	40.308	PK

Note: Measure Level (dB μ V/m) = Reading Level (dB μ V) + Factor (dB)

Factor (dB) = Cable Loss (dB) + Antenna Factor (dB/m).

Site: AC1	Time: 2017/03/21 - 23:39
Limit: FCC_Part15.407_RE(3m)	Engineer: Kevin Ker
Probe: BBHA9120D_1GHz_18GHz	Polarity: Horizontal
EUT: Wi-Fi AP 4x4 OD small omni antenna US	Power: AC 120V/60Hz
Test Mode: Transmit by 802.11ac-VHT40 at channel 5795MHz Ant 1	

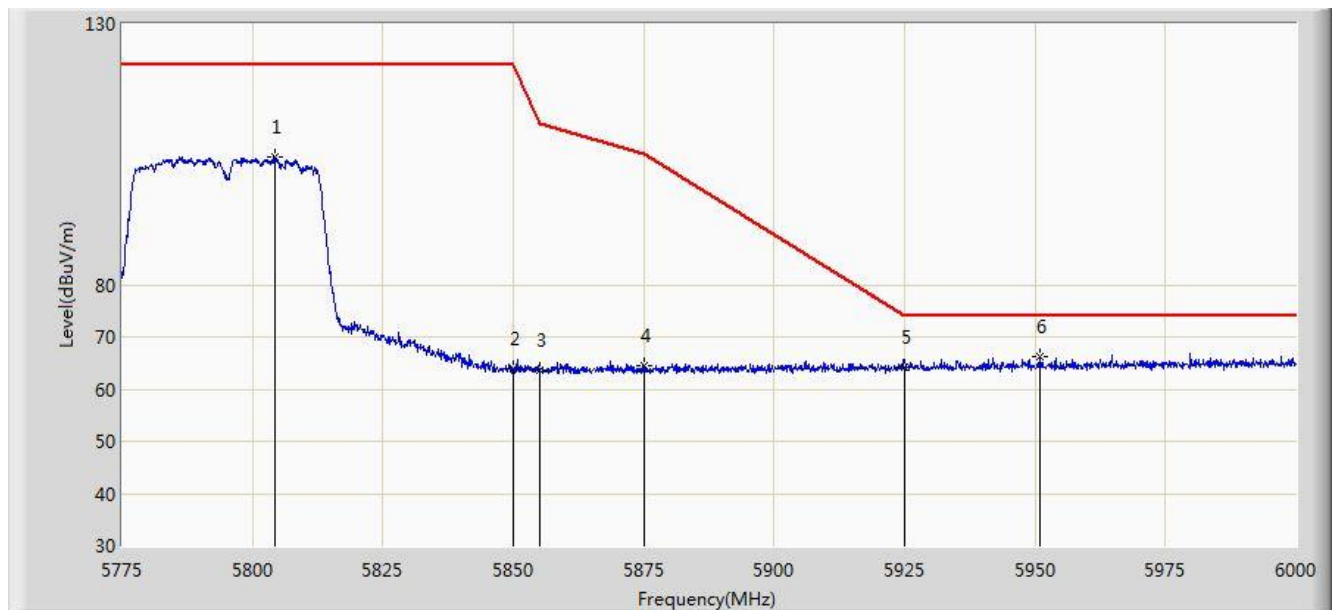


No	Flag	Mark	Frequency (MHz)	Measure Level (dBuV/m)	Reading Level (dBuV)	Margin (dB)	Limit (dBuV/m)	Factor (dB)	Type
1			5786.475	101.636	61.223	N/A	N/A	40.413	PK
2			5850.000	62.955	22.289	-59.245	122.200	40.666	PK
3			5855.000	63.607	22.929	-47.193	110.800	40.678	PK
4			5875.000	63.462	22.742	-41.738	105.200	40.720	PK
5			5925.000	63.627	22.835	-10.373	74.000	40.792	PK
6		*	5979.750	66.567	25.735	-7.433	74.000	40.831	PK

Note: Measure Level (dB μ V/m) = Reading Level (dB μ V) + Factor (dB)

Factor (dB) = Cable Loss (dB) + Antenna Factor (dB/m).

Site: AC1	Time: 2017/03/21 - 23:40
Limit: FCC_Part15.407_RE(3m)	Engineer: Kevin Ker
Probe: BBHA9120D_1GHz_18GHz	Polarity: Vertical
EUT: Wi-Fi AP 4x4 OD small omni antenna US	Power: AC 120V/60Hz
Test Mode: Transmit by 802.11ac-VHT40 at channel 5795MHz Ant 1	

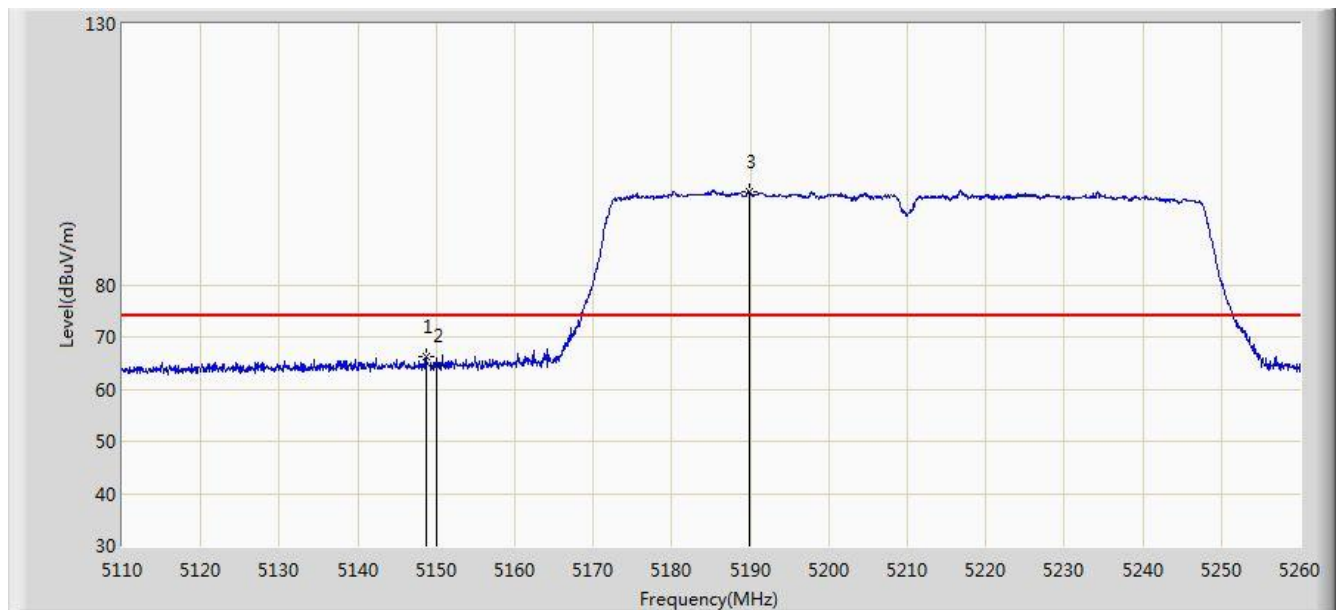


No	Flag	Mark	Frequency (MHz)	Measure Level (dBuV/m)	Reading Level (dBuV)	Margin (dB)	Limit (dBuV/m)	Factor (dB)	Type
1			5804.250	104.399	63.918	N/A	N/A	40.482	PK
2			5850.000	63.831	23.165	-58.369	122.200	40.666	PK
3			5855.000	63.568	22.890	-47.232	110.800	40.678	PK
4			5875.000	64.443	23.723	-40.757	105.200	40.720	PK
5			5925.000	64.107	23.315	-9.893	74.000	40.792	PK
6		*	5950.837	66.299	25.482	-7.701	74.000	40.817	PK

Note: Measure Level (dBuV/m) = Reading Level (dBuV) + Factor (dB)

Factor (dB) = Cable Loss (dB) + Antenna Factor (dB/m).

Site: AC1	Time: 2017/03/21 - 23:50
Limit: FCC_Part15.209_RE(3m)	Engineer: Kevin Ker
Probe: BBHA9120D_1GHz_18GHz	Polarity: Horizontal
EUT: Wi-Fi AP 4x4 OD small omni antenna US	Power: AC 120V/60Hz
Test Mode: Transmit by 802.11ac-VHT80 at channel 5210MHz Ant 1	

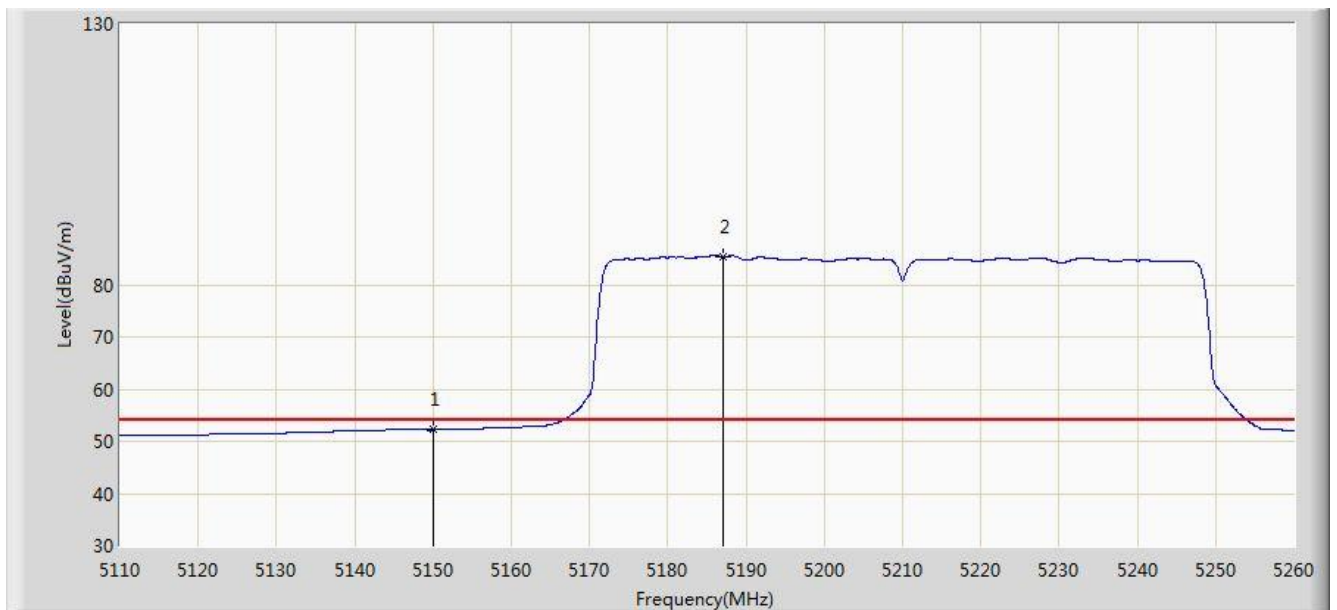


No	Flag	Mark	Frequency (MHz)	Measure Level (dBuV/m)	Reading Level (dBuV)	Margin (dB)	Limit (dBuV/m)	Factor (dB)	Type
1			5148.700	66.360	26.916	-7.640	74.000	39.445	PK
2			5150.000	64.496	25.055	-9.504	74.000	39.442	PK
3		*	5189.800	97.946	58.602	N/A	N/A	39.344	PK

Note: Measure Level (dB μ V/m) = Reading Level (dB μ V) + Factor (dB)

Factor (dB) = Cable Loss (dB) + Antenna Factor (dB/m).

Site: AC1	Time: 2017/03/21 - 23:52
Limit: FCC_Part15.209_RE(3m)	Engineer: Kevin Ker
Probe: BBHA9120D_1GHz_18GHz	Polarity: Horizontal
EUT: Wi-Fi AP 4x4 OD small omni antenna US	Power: AC 120V/60Hz
Test Mode: Transmit by 802.11ac-VHT80 at channel 5210MHz Ant 1	

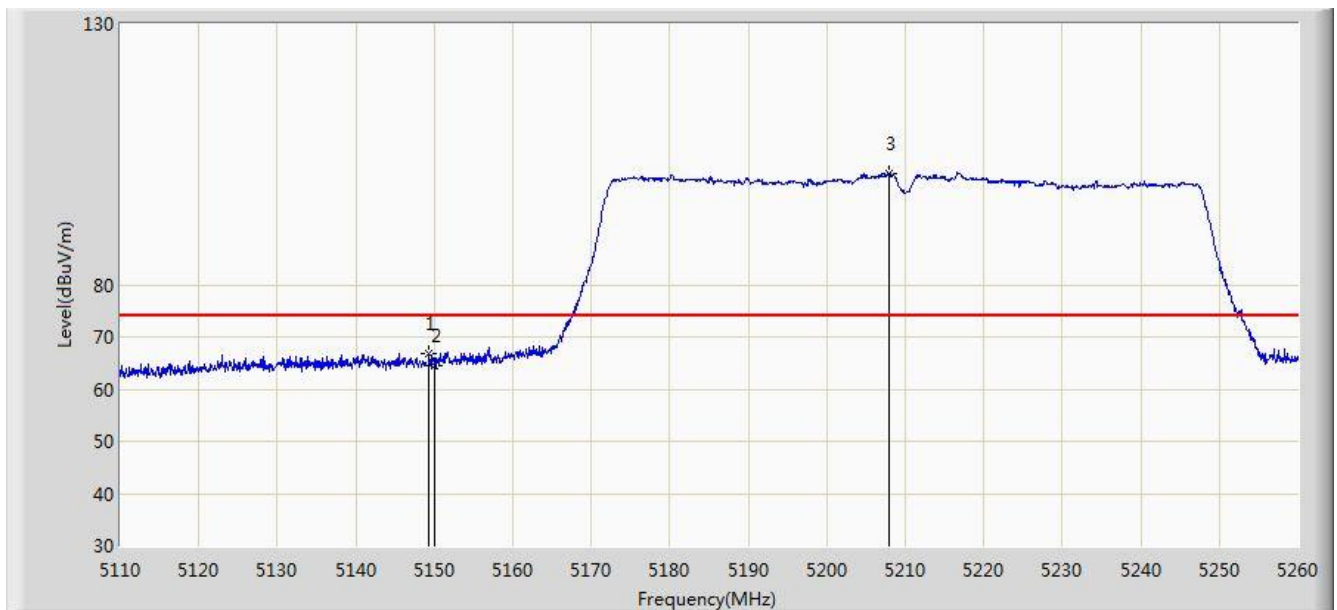


No	Flag	Mark	Frequency (MHz)	Measure Level (dBuV/m)	Reading Level (dBuV)	Margin (dB)	Limit (dBuV/m)	Factor (dB)	Type
1			5150.000	52.199	12.758	-1.801	54.000	39.442	AV
2		*	5187.100	85.435	46.084	N/A	N/A	39.352	AV

Note: Measure Level (dB μ V/m) = Reading Level (dB μ V) + Factor (dB)

Factor (dB) = Cable Loss (dB) + Antenna Factor (dB/m).

Site: AC1	Time: 2017/03/21 - 23:50
Limit: FCC_Part15.209_RE(3m)	Engineer: Kevin Ker
Probe: BBHA9120D_1GHz_18GHz	Polarity: Vertical
EUT: Wi-Fi AP 4x4 OD small omni antenna US	Power: AC 120V/60Hz
Test Mode: Transmit by 802.11ac-VHT80 at channel 5210MHz Ant 1	

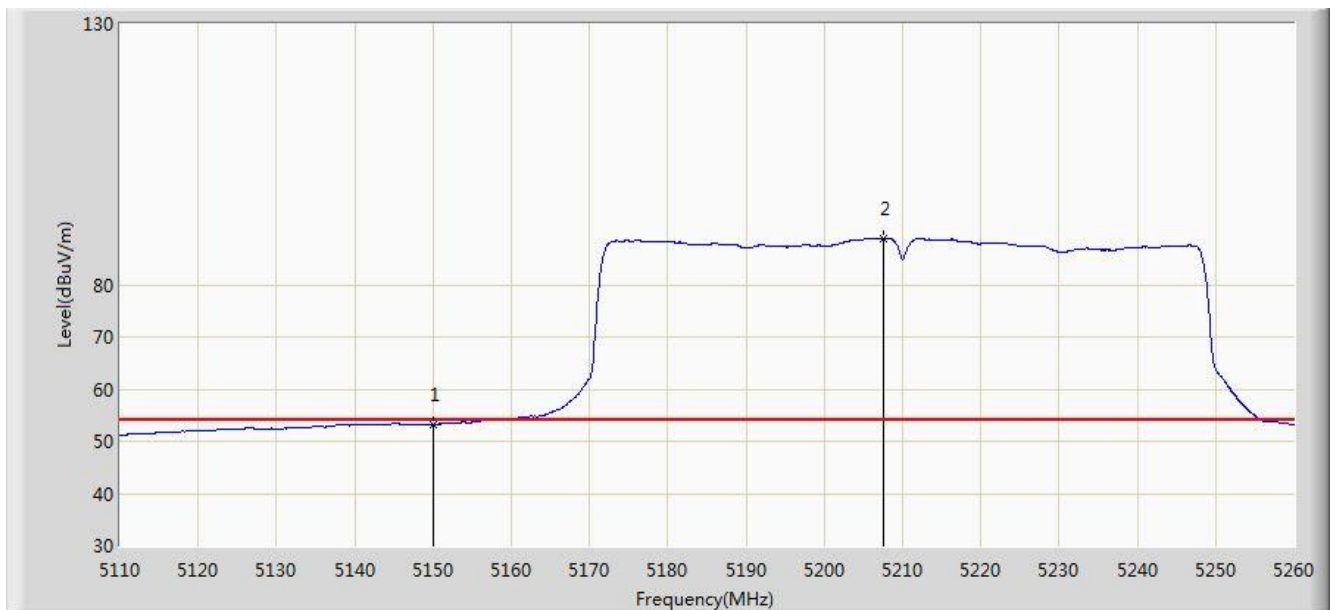


No	Flag	Mark	Frequency (MHz)	Measure Level (dBuV/m)	Reading Level (dBuV)	Margin (dB)	Limit (dBuV/m)	Factor (dB)	Type
1			5149.300	66.678	27.235	-7.322	74.000	39.443	PK
2			5150.000	64.552	25.111	-9.448	74.000	39.442	PK
3		*	5207.875	101.308	62.007	N/A	N/A	39.301	PK

Note: Measure Level (dB μ V/m) = Reading Level (dB μ V) + Factor (dB)

Factor (dB) = Cable Loss (dB) + Antenna Factor (dB/m).

Site: AC1	Time: 2017/03/21 - 23:49
Limit: FCC_Part15.209_RE(3m)	Engineer: Kevin Ker
Probe: BBHA9120D_1GHz_18GHz	Polarity: Vertical
EUT: Wi-Fi AP 4x4 OD small omni antenna US	Power: AC 120V/60Hz
Test Mode: Transmit by 802.11ac-VHT80 at channel 5210MHz Ant 1	

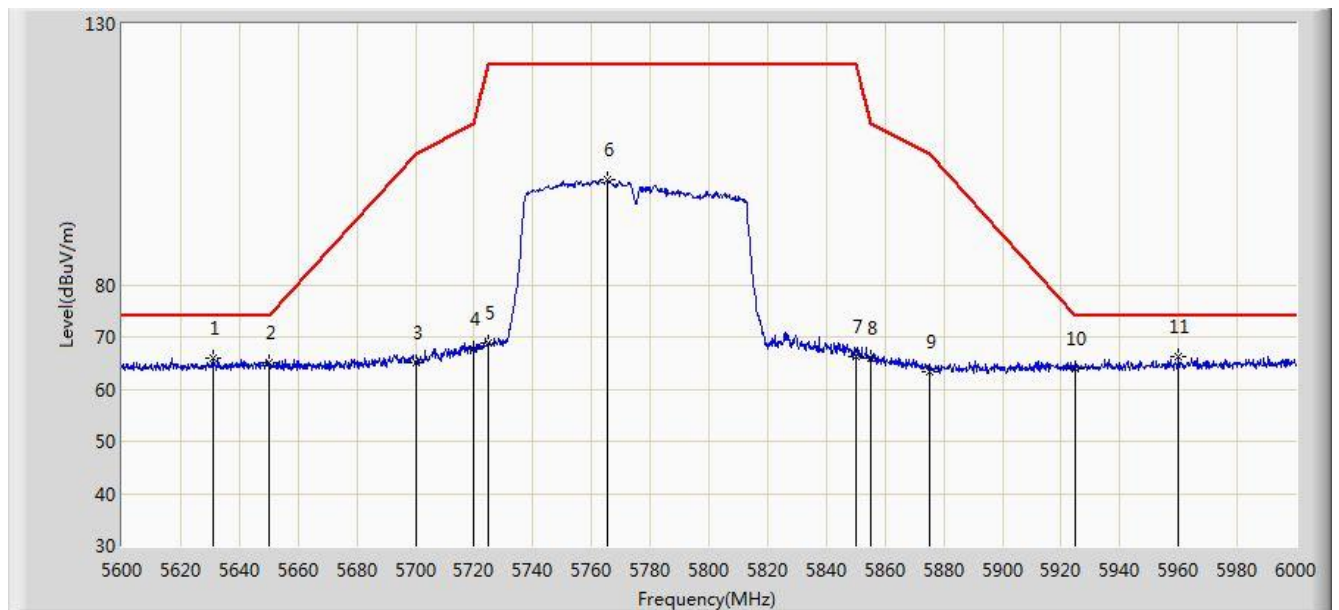


No	Flag	Mark	Frequency (MHz)	Measure Level (dBuV/m)	Reading Level (dBuV)	Margin (dB)	Limit (dBuV/m)	Factor (dB)	Type
1			5150.000	53.173	13.732	-0.827	54.000	39.442	AV
2		*	5207.650	88.971	49.669	N/A	N/A	39.302	AV

Note: Measure Level (dB μ V/m) = Reading Level (dB μ V) + Factor (dB)

Factor (dB) = Cable Loss (dB) + Antenna Factor (dB/m).

Site: AC1	Time: 2017/03/22 - 00:08
Limit: FCC_Part15.407_RE(3m)	Engineer: Kevin Ker
Probe: BBHA9120D_1GHz_18GHz	Polarity: Horizontal
EUT: Wi-Fi AP 4x4 OD small omni antenna US	Power: AC 120V/60Hz
Test Mode: Transmit by 802.11ac-VHT80 at channel 5775MHz Ant 1	

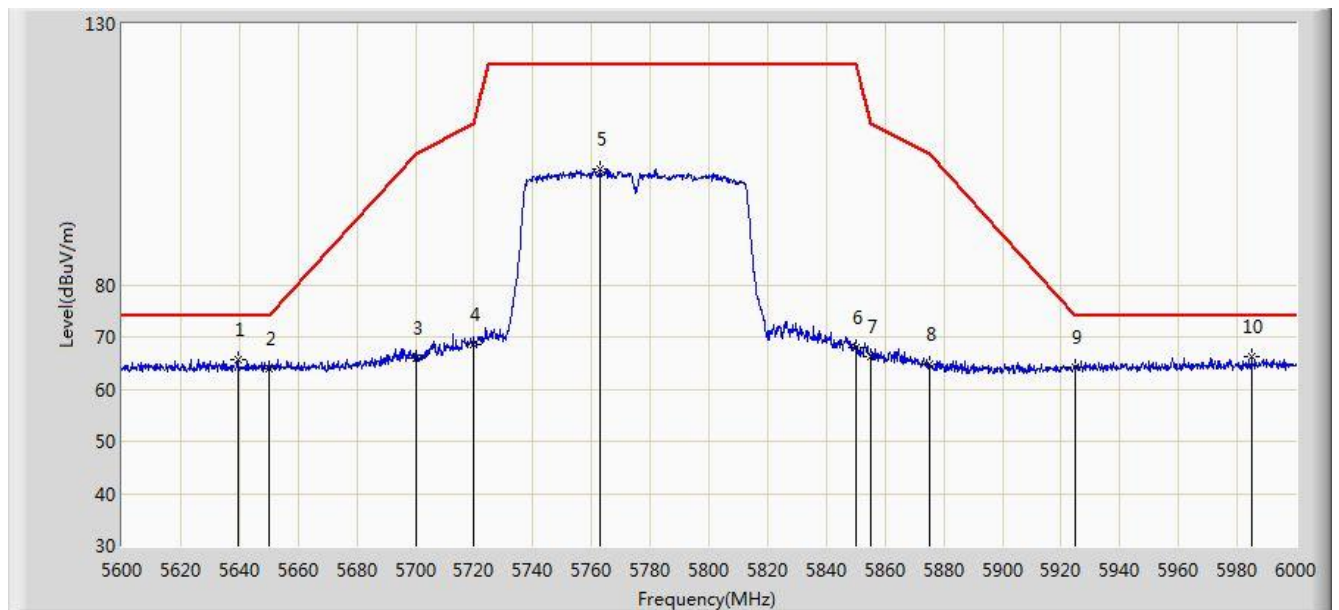


No	Flag	Mark	Frequency (MHz)	Measure Level (dBuV/m)	Reading Level (dBuV)	Margin (dB)	Limit (dBuV/m)	Factor (dB)	Type
1			5631.200	65.985	26.093	-8.015	74.000	39.892	PK
2			5650.000	65.017	25.088	-8.983	74.000	39.929	PK
3			5700.000	65.168	25.111	-40.032	105.200	40.057	PK
4			5720.000	67.668	27.527	-43.132	110.800	40.141	PK
5			5725.000	68.921	28.757	-53.279	122.200	40.164	PK
6			5765.400	100.037	59.701	N/A	N/A	40.336	PK
7			5850.000	66.190	25.524	-56.010	122.200	40.666	PK
8			5855.000	65.855	25.177	-44.945	110.800	40.678	PK
9			5875.000	63.311	22.591	-41.889	105.200	40.720	PK
10			5925.000	63.883	23.091	-10.117	74.000	40.792	PK
11		*	5960.000	66.219	25.397	-7.781	74.000	40.822	PK

Note: Measure Level (dBμV/m) = Reading Level (dBμV) + Factor (dB)

Factor (dB) = Cable Loss (dB) + Antenna Factor (dB/m).

Site: AC1	Time: 2017/03/22 - 00:12
Limit: FCC_Part15.407_RE(3m)	Engineer: Kevin Ker
Probe: BBHA9120D_1GHz_18GHz	Polarity: Vertical
EUT: Wi-Fi AP 4x4 OD small omni antenna US	Power: AC 120V/60Hz
Test Mode: Transmit by 802.11ac-VHT80 at channel 5775MHz Ant 1	

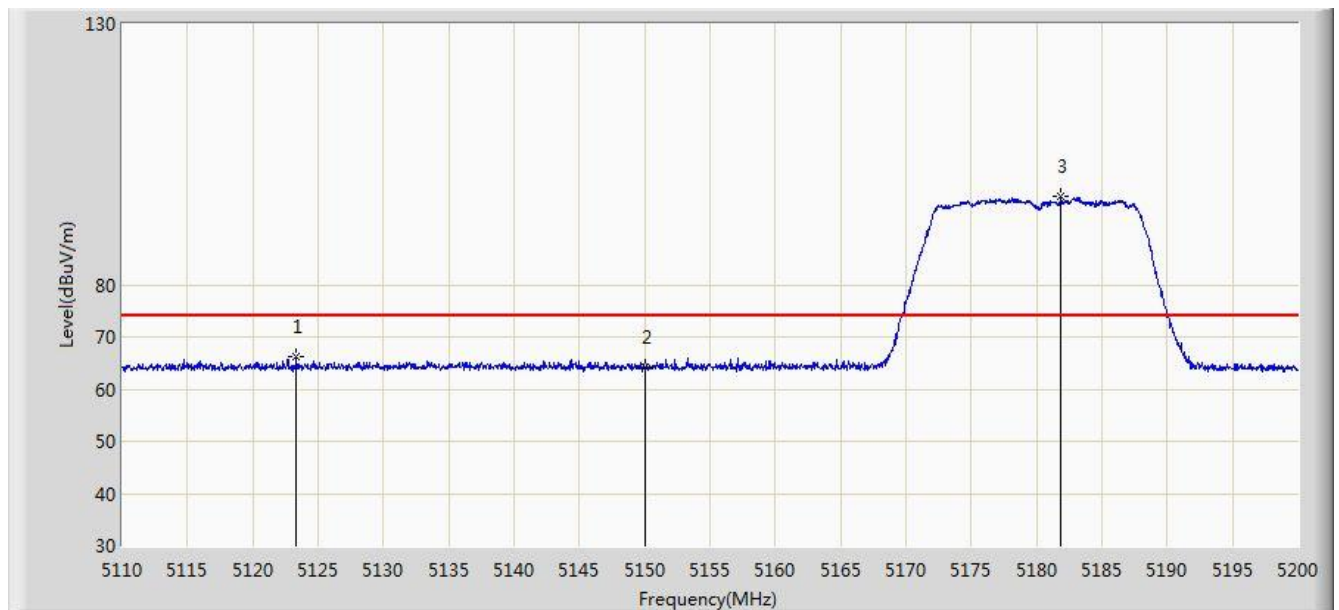


No	Flag	Mark	Frequency (MHz)	Measure Level (dBuV/m)	Reading Level (dBuV)	Margin (dB)	Limit (dBuV/m)	Factor (dB)	Type
1			5639.400	65.636	25.729	-8.364	74.000	39.906	PK
2			5650.000	63.914	23.985	-10.086	74.000	39.929	PK
3			5700.000	65.827	25.770	-39.373	105.200	40.057	PK
4			5720.000	68.584	28.443	-42.216	110.800	40.141	PK
5			5763.000	102.208	61.881	N/A	N/A	40.327	PK
6			5850.000	67.891	27.225	-54.309	122.200	40.666	PK
7			5855.000	66.338	25.660	-44.462	110.800	40.678	PK
8			5875.000	64.900	24.180	-40.300	105.200	40.720	PK
9			5925.000	64.286	23.494	-9.714	74.000	40.792	PK
10		*	5985.000	66.093	25.259	-7.907	74.000	40.833	PK

Note: Measure Level (dBuV/m) = Reading Level (dBuV) + Factor (dB)

Factor (dB) = Cable Loss (dB) + Antenna Factor (dB/m).

Site: AC1	Time: 2017/03/22 - 00:15
Limit: FCC_Part15.209_RE(3m)	Engineer: Kevin Ker
Probe: BBHA9120D_1GHz_18GHz	Polarity: Horizontal
EUT: Wi-Fi AP 4x4 OD small omni antenna US	Power: AC 120V/60Hz
Test Mode: Transmit by 802.11a at channel 5180MHz Ant 2	

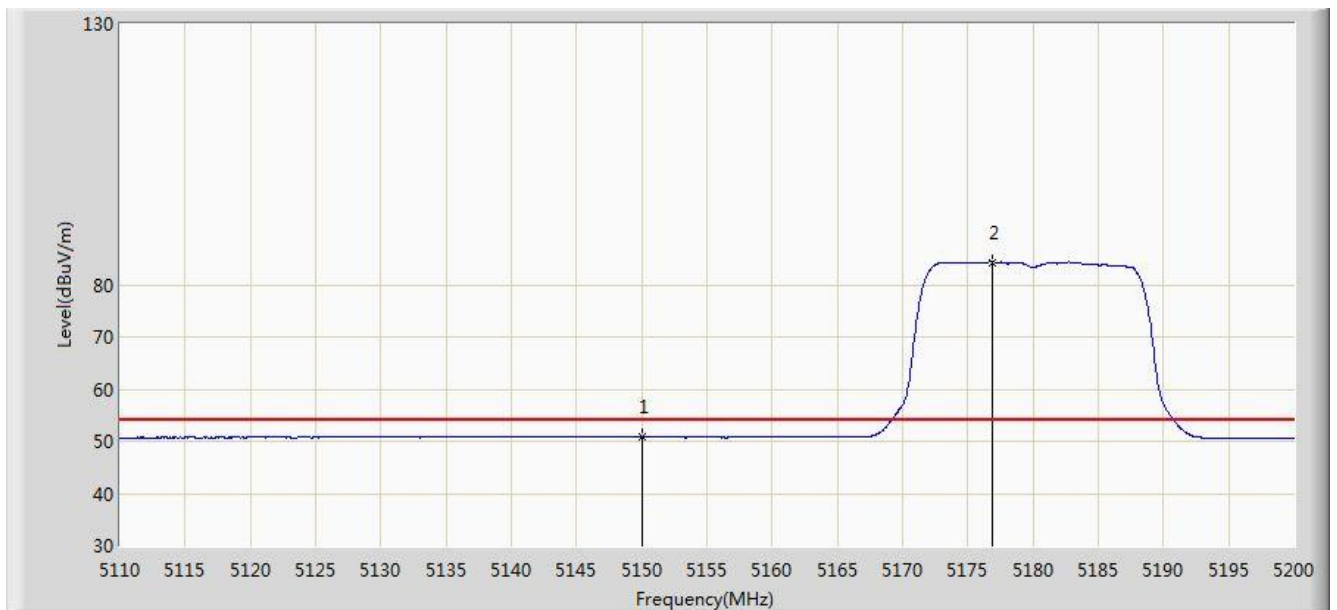


No	Flag	Mark	Frequency (MHz)	Measure Level (dBuV/m)	Reading Level (dBuV)	Margin (dB)	Limit (dBuV/m)	Factor (dB)	Type
1			5123.320	66.369	26.924	-7.631	74.000	39.444	PK
2			5150.000	64.080	24.639	-9.920	74.000	39.442	PK
3		*	5181.865	96.980	57.615	N/A	N/A	39.364	PK

Note: Measure Level (dB μ V/m) = Reading Level (dB μ V) + Factor (dB)

Factor (dB) = Cable Loss (dB) + Antenna Factor (dB/m).

Site: AC1	Time: 2017/03/22 - 00:24
Limit: FCC_Part15.209_RE(3m)	Engineer: Kevin Ker
Probe: BBHA9120D_1GHz_18GHz	Polarity: Horizontal
EUT: Wi-Fi AP 4x4 OD small omni antenna US	Power: AC 120V/60Hz
Test Mode: Transmit by 802.11a at channel 5180MHz Ant 2	

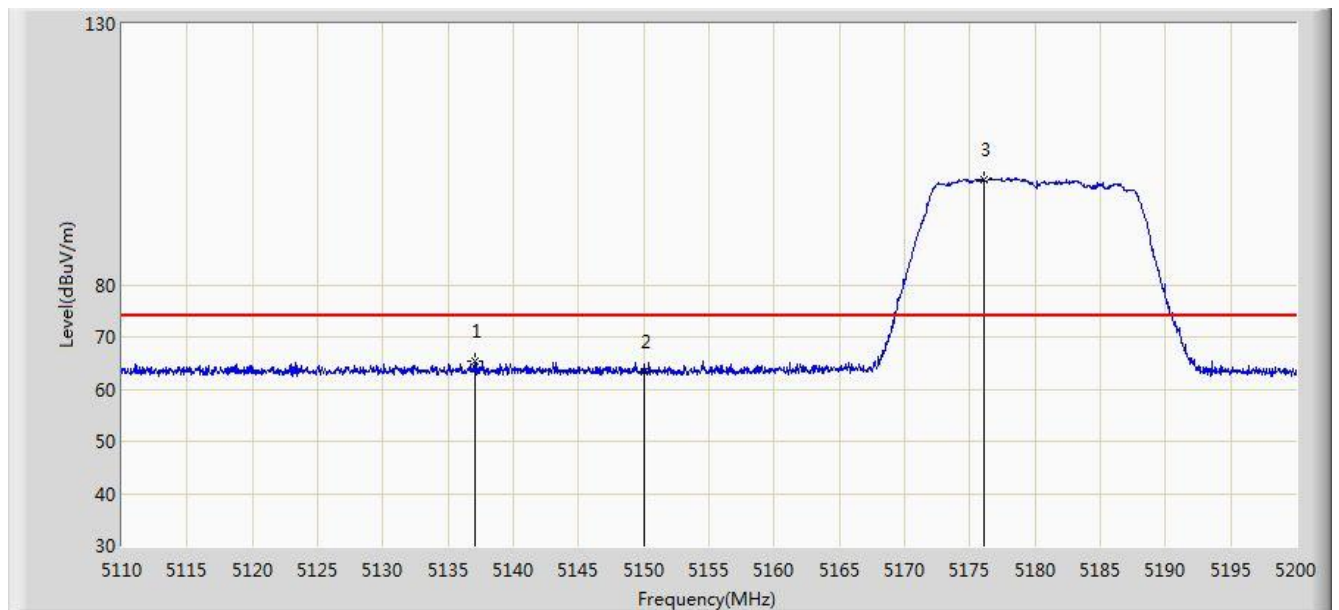


No	Flag	Mark	Frequency (MHz)	Measure Level (dBuV/m)	Reading Level (dBuV)	Margin (dB)	Limit (dBuV/m)	Factor (dB)	Type
1			5150.000	50.774	11.333	-3.226	54.000	39.442	AV
2		*	5176.870	84.340	44.963	N/A	N/A	39.378	AV

Note: Measure Level (dB μ V/m) = Reading Level (dB μ V) + Factor (dB)

Factor (dB) = Cable Loss (dB) + Antenna Factor (dB/m).

Site: AC1	Time: 2017/03/22 - 00:24
Limit: FCC_Part15.209_RE(3m)	Engineer: Kevin Ker
Probe: BBHA9120D_1GHz_18GHz	Polarity: Vertical
EUT: Wi-Fi AP 4x4 OD small omni antenna US	Power: AC 120V/60Hz
Test Mode: Transmit by 802.11a at channel 5180MHz Ant 2	

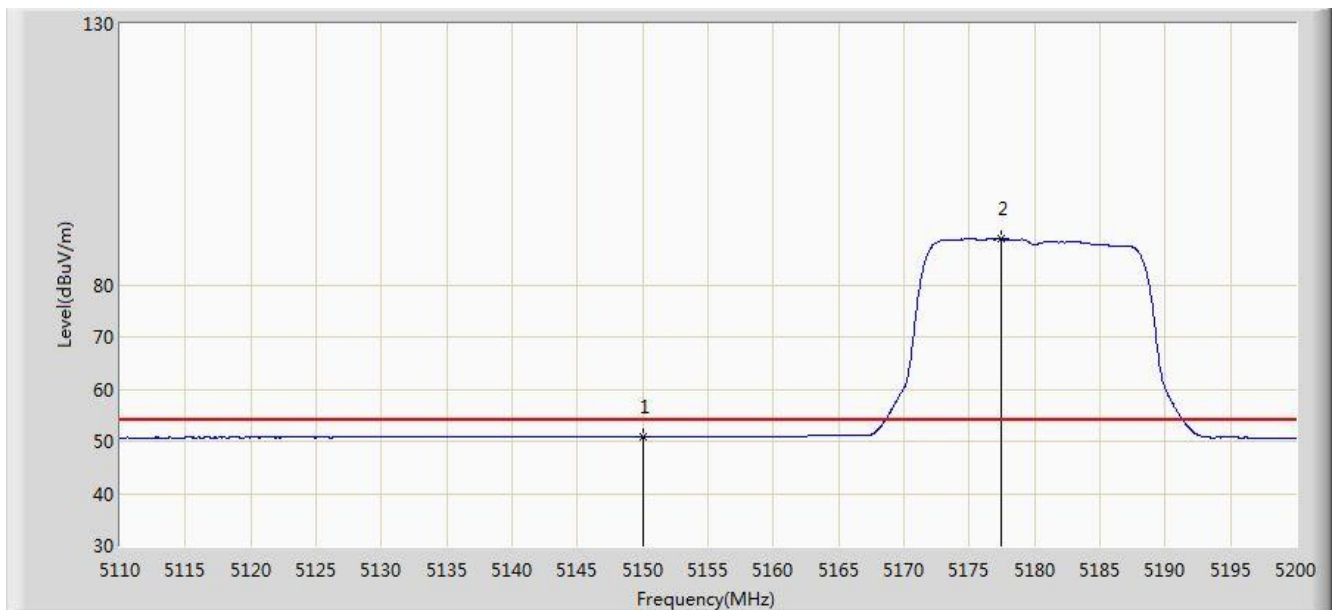


No	Flag	Mark	Frequency (MHz)	Measure Level (dBuV/m)	Reading Level (dBuV)	Margin (dB)	Limit (dBuV/m)	Factor (dB)	Type
1			5137.045	65.235	25.790	-8.765	74.000	39.445	PK
2			5150.000	63.438	23.997	-10.562	74.000	39.442	PK
3		*	5176.060	100.117	60.738	N/A	N/A	39.379	PK

Note: Measure Level (dB μ V/m) = Reading Level (dB μ V) + Factor (dB)

Factor (dB) = Cable Loss (dB) + Antenna Factor (dB/m).

Site: AC1	Time: 2017/03/22 - 00:26
Limit: FCC_Part15.209_RE(3m)	Engineer: Kevin Ker
Probe: BBHA9120D_1GHz_18GHz	Polarity: Vertical
EUT: Wi-Fi AP 4x4 OD small omni antenna US	Power: AC 120V/60Hz
Test Mode: Transmit by 802.11a at channel 5180MHz Ant 2	

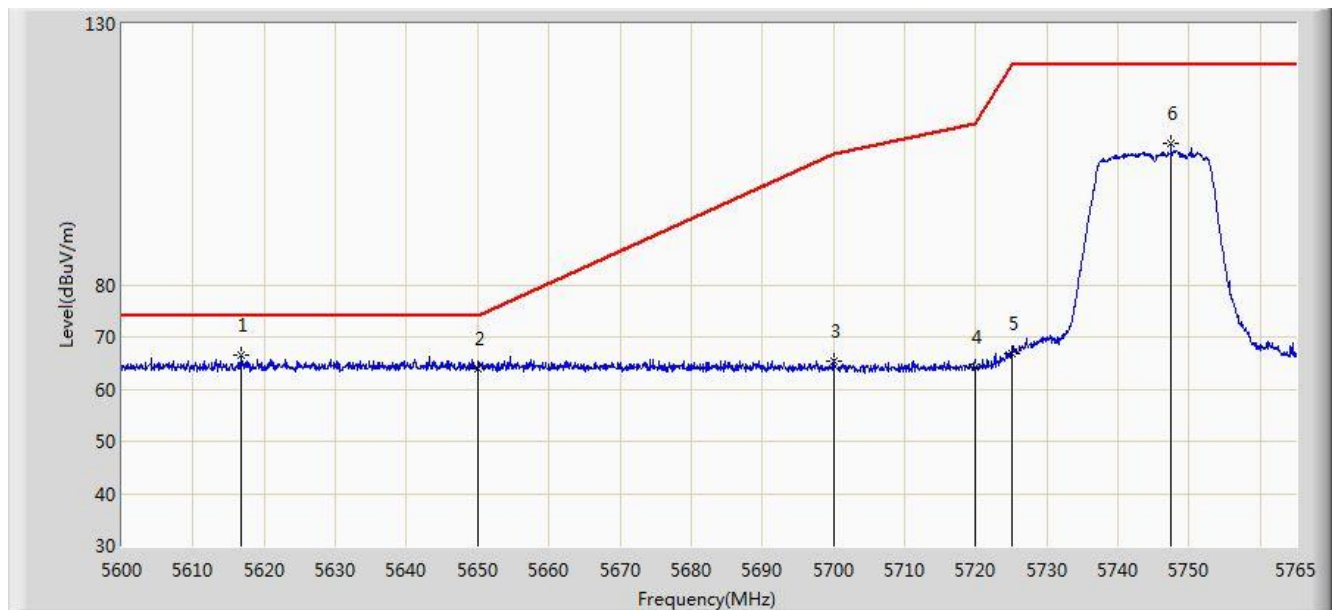


No	Flag	Mark	Frequency (MHz)	Measure Level (dBuV/m)	Reading Level (dBuV)	Margin (dB)	Limit (dBuV/m)	Factor (dB)	Type
1			5150.000	50.772	11.331	-3.228	54.000	39.442	AV
2		*	5177.410	88.922	49.546	N/A	N/A	39.376	AV

Note: Measure Level (dB μ V/m) = Reading Level (dB μ V) + Factor (dB)

Factor (dB) = Cable Loss (dB) + Antenna Factor (dB/m).

Site: AC1	Time: 2017/03/22 - 00:51
Limit: FCC_Part15.407_RE(3m)	Engineer: Kevin Ker
Probe: BBHA9120D_1GHz_18GHz	Polarity: Horizontal
EUT: Wi-Fi AP 4x4 OD small omni antenna US	Power: AC 120V/60Hz
Test Mode: Transmit by 802.11a at channel 5745MHz Ant 2	

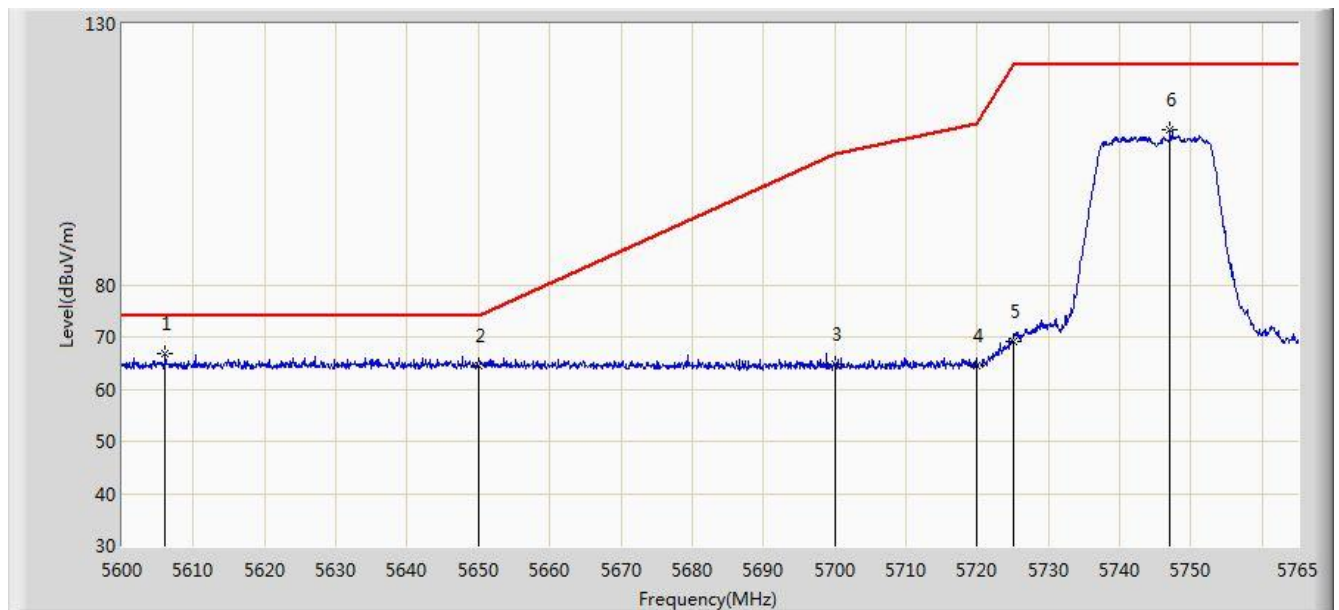


No	Flag	Mark	Frequency (MHz)	Measure Level (dBuV/m)	Reading Level (dBuV)	Margin (dB)	Limit (dBuV/m)	Factor (dB)	Type
1		*	5616.830	66.538	26.673	-7.462	74.000	39.865	PK
2			5650.000	64.037	24.108	-9.963	74.000	39.929	PK
3			5700.000	65.478	25.421	-39.722	105.200	40.057	PK
4			5720.000	64.276	24.135	-46.524	110.800	40.141	PK
5			5725.000	66.743	26.579	-55.457	122.200	40.164	PK
6			5747.428	107.072	66.807	N/A	N/A	40.265	PK

Note: Measure Level (dB μ V/m) = Reading Level (dB μ V) + Factor (dB)

Factor (dB) = Cable Loss (dB) + Antenna Factor (dB/m).

Site: AC1	Time: 2017/03/22 - 00:53
Limit: FCC_Part15.407_RE(3m)	Engineer: Kevin Ker
Probe: BBHA9120D_1GHz_18GHz	Polarity: Vertical
EUT: Wi-Fi AP 4x4 OD small omni antenna US	Power: AC 120V/60Hz
Test Mode: Transmit by 802.11a at channel 5745MHz Ant 2	

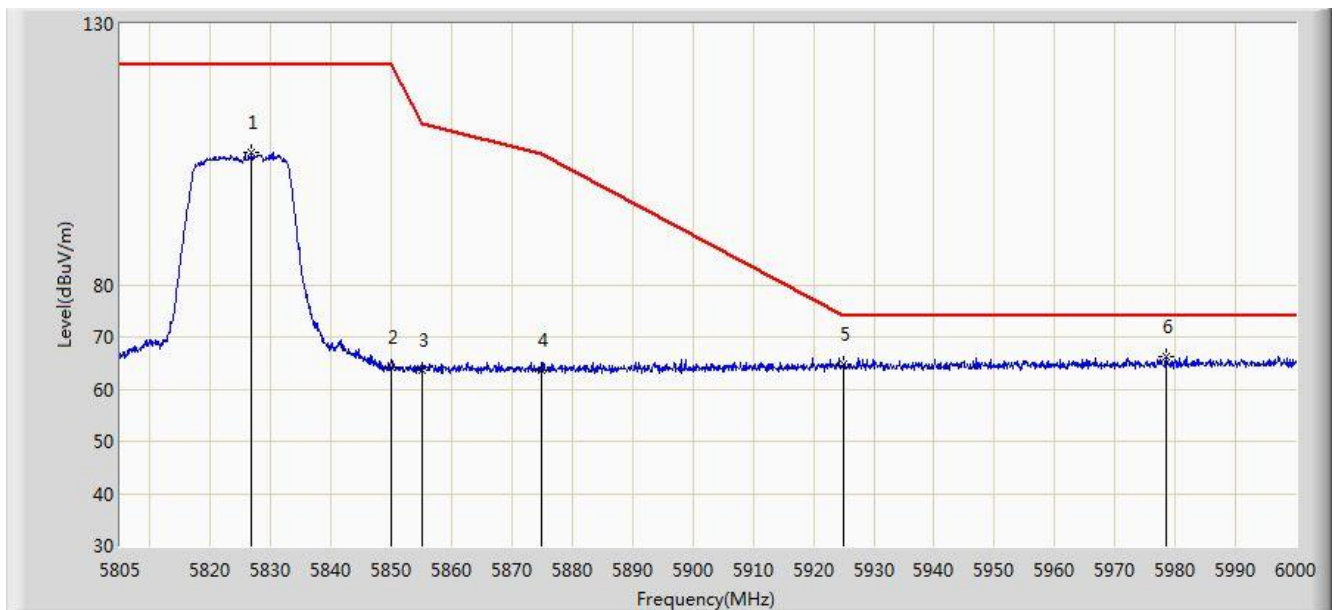


No	Flag	Mark	Frequency (MHz)	Measure Level (dBuV/m)	Reading Level (dBuV)	Margin (dB)	Limit (dBuV/m)	Factor (dB)	Type
1		*	5606.022	66.713	26.868	-7.287	74.000	39.846	PK
2			5650.000	64.486	24.557	-9.514	74.000	39.929	PK
3			5700.000	64.873	24.816	-40.327	105.200	40.057	PK
4			5720.000	64.570	24.429	-46.230	110.800	40.141	PK
5			5725.000	69.258	29.094	-52.942	122.200	40.164	PK
6			5747.098	109.668	69.404	N/A	N/A	40.263	PK

Note: Measure Level (dB μ V/m) = Reading Level (dB μ V) + Factor (dB)

Factor (dB) = Cable Loss (dB) + Antenna Factor (dB/m).

Site: AC1	Time: 2017/03/22 - 00:56
Limit: FCC_Part15.407_RE(3m)	Engineer: Kevin Ker
Probe: BBHA9120D_1GHz_18GHz	Polarity: Horizontal
EUT: Wi-Fi AP 4x4 OD small omni antenna US	Power: AC 120V/60Hz
Test Mode: Transmit by 802.11a at channel 5825MHz Ant 2	

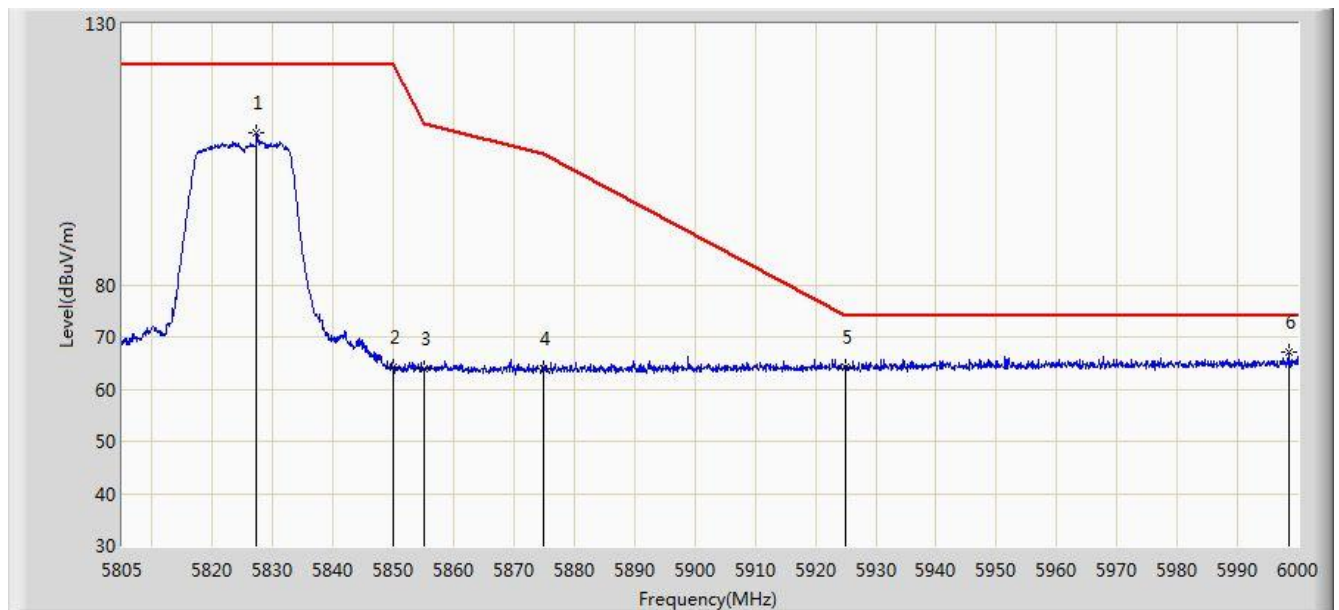


No	Flag	Mark	Frequency (MHz)	Measure Level (dBuV/m)	Reading Level (dBuV)	Margin (dB)	Limit (dBuV/m)	Factor (dB)	Type
1			5826.840	105.454	64.878	N/A	N/A	40.576	PK
2			5850.000	64.162	23.496	-58.038	122.200	40.666	PK
3			5855.000	63.505	22.827	-47.295	110.800	40.678	PK
4			5875.000	63.656	22.936	-41.544	105.200	40.720	PK
5			5925.000	64.707	23.915	-9.293	74.000	40.792	PK
6		*	5978.550	66.226	25.395	-7.774	74.000	40.831	PK

Note: Measure Level (dBuV/m) = Reading Level (dBuV) + Factor (dB)

Factor (dB) = Cable Loss (dB) + Antenna Factor (dB/m).

Site: AC1	Time: 2017/03/22 - 00:58
Limit: FCC_Part15.407_RE(3m)	Engineer: Kevin Ker
Probe: BBHA9120D_1GHz_18GHz	Polarity: Vertical
EUT: Wi-Fi AP 4x4 OD small omni antenna US	Power: AC 120V/60Hz
Test Mode: Transmit by 802.11a at channel 5825MHz Ant 2	

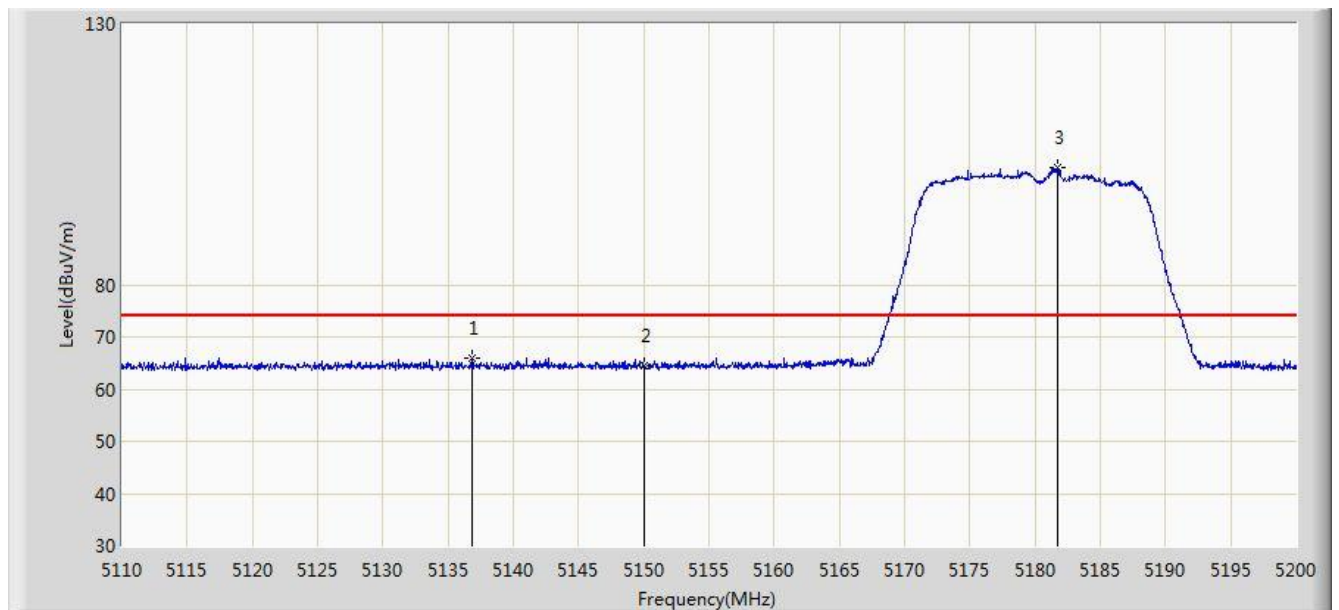


No	Flag	Mark	Frequency (MHz)	Measure Level (dBuV/m)	Reading Level (dBuV)	Margin (dB)	Limit (dBuV/m)	Factor (dB)	Type
1			5827.328	109.016	68.438	N/A	N/A	40.578	PK
2			5850.000	64.088	23.422	-58.112	122.200	40.666	PK
3			5855.000	63.859	23.181	-46.941	110.800	40.678	PK
4			5875.000	63.994	23.274	-41.206	105.200	40.720	PK
5			5925.000	64.333	23.541	-9.667	74.000	40.792	PK
6		*	5998.440	67.141	26.301	-6.859	74.000	40.840	PK

Note: Measure Level (dB μ V/m) = Reading Level (dB μ V) + Factor (dB)

Factor (dB) = Cable Loss (dB) + Antenna Factor (dB/m).

Site: AC1	Time: 2017/03/22 - 01:01
Limit: FCC_Part15.209_RE(3m)	Engineer: Kevin Ker
Probe: BBHA9120D_1GHz_18GHz	Polarity: Horizontal
EUT: Wi-Fi AP 4x4 OD small omni antenna US	Power: AC 120V/60Hz
Test Mode: Transmit by 802.11n-HT20 at channel 5180MHz Ant 2	

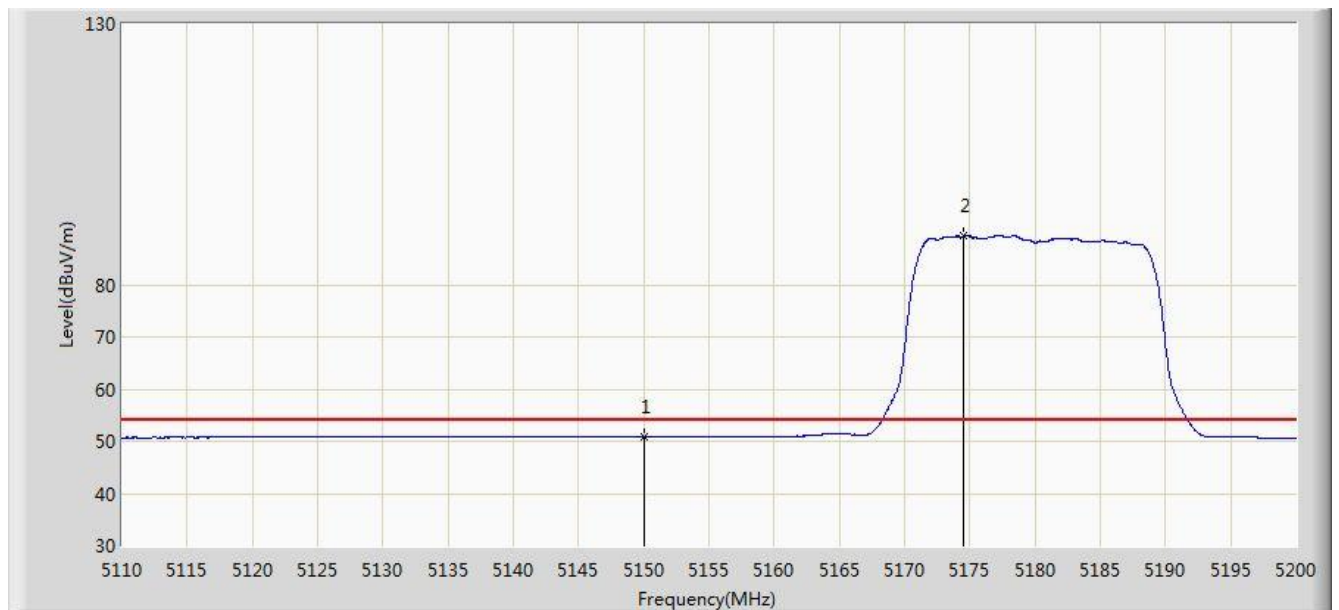


No	Flag	Mark	Frequency (MHz)	Measure Level (dBuV/m)	Reading Level (dBuV)	Margin (dB)	Limit (dBuV/m)	Factor (dB)	Type
1			5136.820	65.969	26.524	-8.031	74.000	39.446	PK
2			5150.000	64.441	25.000	-9.559	74.000	39.442	PK
3		*	5181.685	102.467	63.102	N/A	N/A	39.365	PK

Note: Measure Level (dB μ V/m) = Reading Level (dB μ V) + Factor (dB)

Factor (dB) = Cable Loss (dB) + Antenna Factor (dB/m).

Site: AC1	Time: 2017/03/22 - 01:21
Limit: FCC_Part15.209_RE(3m)	Engineer: Kevin Ker
Probe: BBHA9120D_1GHz_18GHz	Polarity: Horizontal
EUT: Wi-Fi AP 4x4 OD small omni antenna US	Power: AC 120V/60Hz
Test Mode: Transmit by 802.11n-HT20 at channel 5180MHz Ant 2	

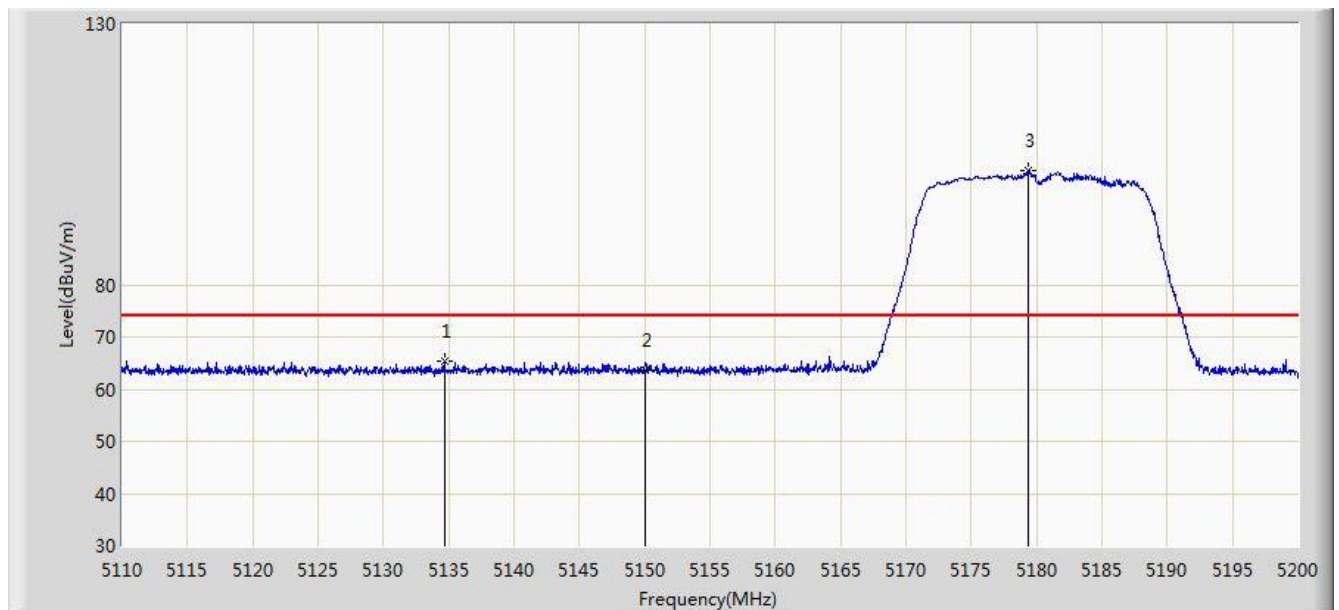


No	Flag	Mark	Frequency (MHz)	Measure Level (dBuV/m)	Reading Level (dBuV)	Margin (dB)	Limit (dBuV/m)	Factor (dB)	Type
1			5150.000	50.823	11.382	-3.177	54.000	39.442	AV
2		*	5174.485	89.292	49.909	N/A	N/A	39.384	AV

Note: Measure Level (dBuV/m) = Reading Level (dBuV) + Factor (dB)

Factor (dB) = Cable Loss (dB) + Antenna Factor (dB/m).

Site: AC1	Time: 2017/03/22 - 01:22
Limit: FCC_Part15.209_RE(3m)	Engineer: Kevin Ker
Probe: BBHA9120D_1GHz_18GHz	Polarity: Vertical
EUT: Wi-Fi AP 4x4 OD small omni antenna US	Power: AC 120V/60Hz
Test Mode: Transmit by 802.11n-HT20 at channel 5180MHz Ant 2	

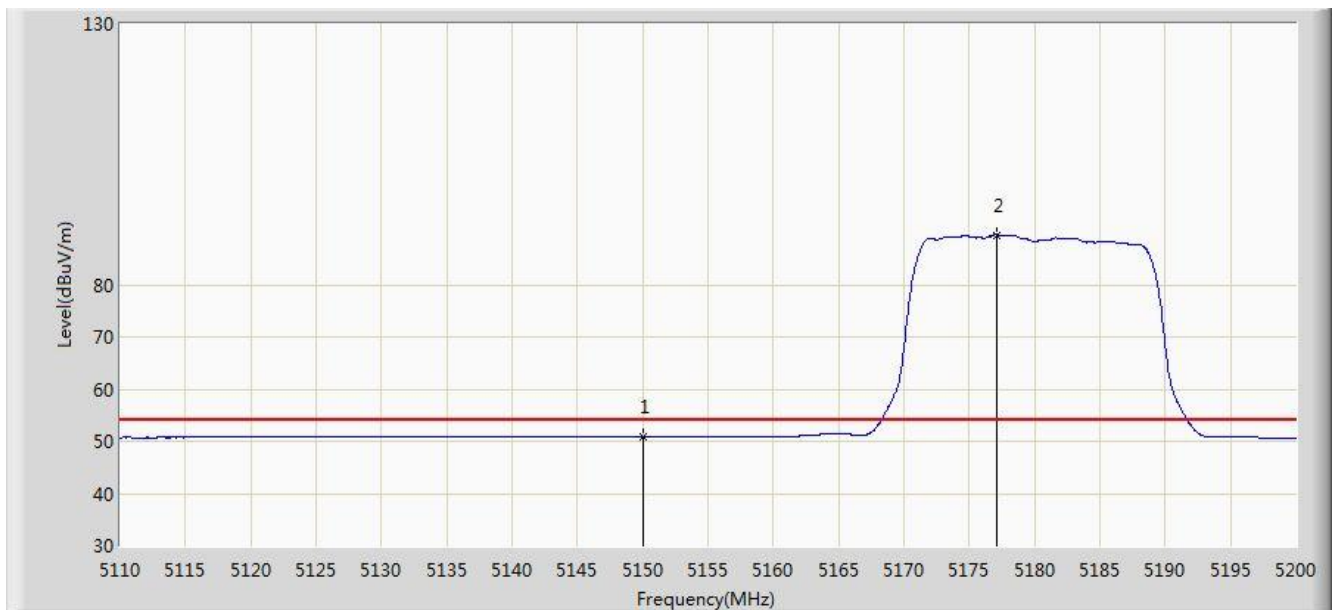


No	Flag	Mark	Frequency (MHz)	Measure Level (dBuV/m)	Reading Level (dBuV)	Margin (dB)	Limit (dBuV/m)	Factor (dB)	Type
1			5134.705	65.365	25.920	-8.635	74.000	39.445	PK
2			5150.000	63.495	24.054	-10.505	74.000	39.442	PK
3		*	5179.390	101.925	62.554	N/A	N/A	39.371	PK

Note: Measure Level (dB μ V/m) = Reading Level (dB μ V) + Factor (dB)

Factor (dB) = Cable Loss (dB) + Antenna Factor (dB/m).

Site: AC1	Time: 2017/03/22 - 01:23
Limit: FCC_Part15.209_RE(3m)	Engineer: Kevin Ker
Probe: BBHA9120D_1GHz_18GHz	Polarity: Vertical
EUT: Wi-Fi AP 4x4 OD small omni antenna US	Power: AC 120V/60Hz
Test Mode: Transmit by 802.11n-HT20 at channel 5180MHz Ant 2	

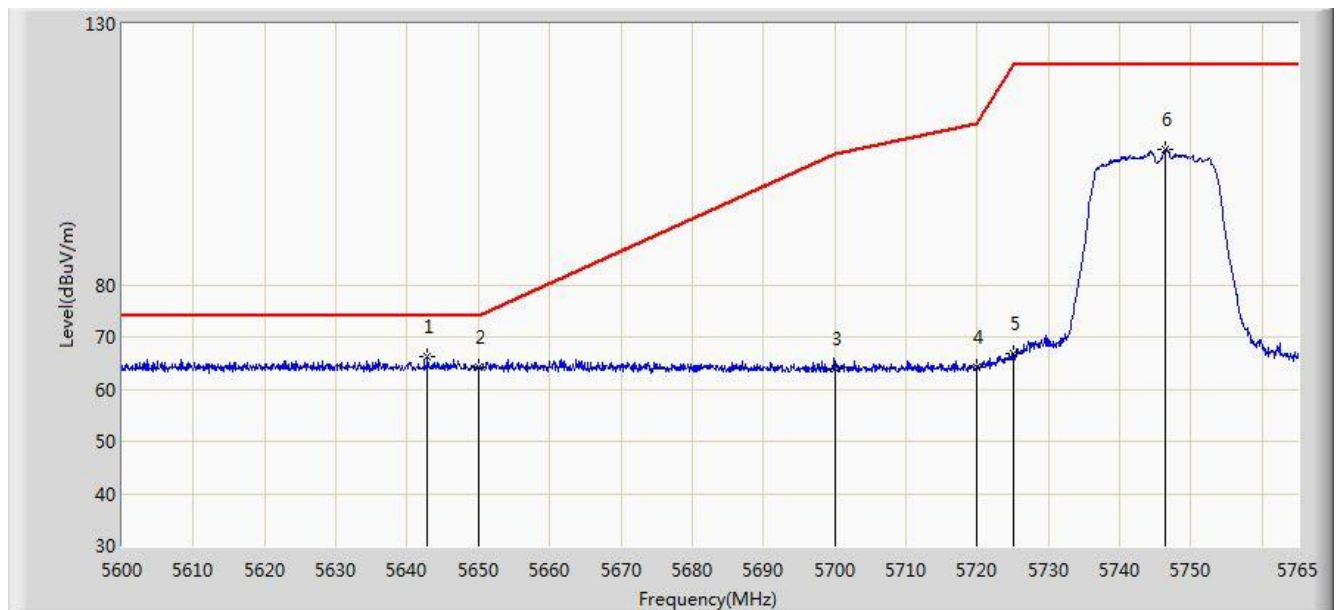


No	Flag	Mark	Frequency (MHz)	Measure Level (dBuV/m)	Reading Level (dBuV)	Margin (dB)	Limit (dBuV/m)	Factor (dB)	Type
1			5150.000	50.877	11.436	-3.123	54.000	39.442	AV
2		*	5177.140	89.545	50.169	N/A	N/A	39.377	AV

Note: Measure Level (dBuV/m) = Reading Level (dBuV) + Factor (dB)

Factor (dB) = Cable Loss (dB) + Antenna Factor (dB/m).

Site: AC1	Time: 2017/03/22 - 02:30
Limit: FCC_Part15.407_RE(3m)	Engineer: Kevin Ker
Probe: BBHA9120D_1GHz_18GHz	Polarity: Horizontal
EUT: Wi-Fi AP 4x4 OD small omni antenna US	Power: AC 120V/60Hz
Test Mode: Transmit by 802.11n-HT20 at channel 5745MHz Ant 2	

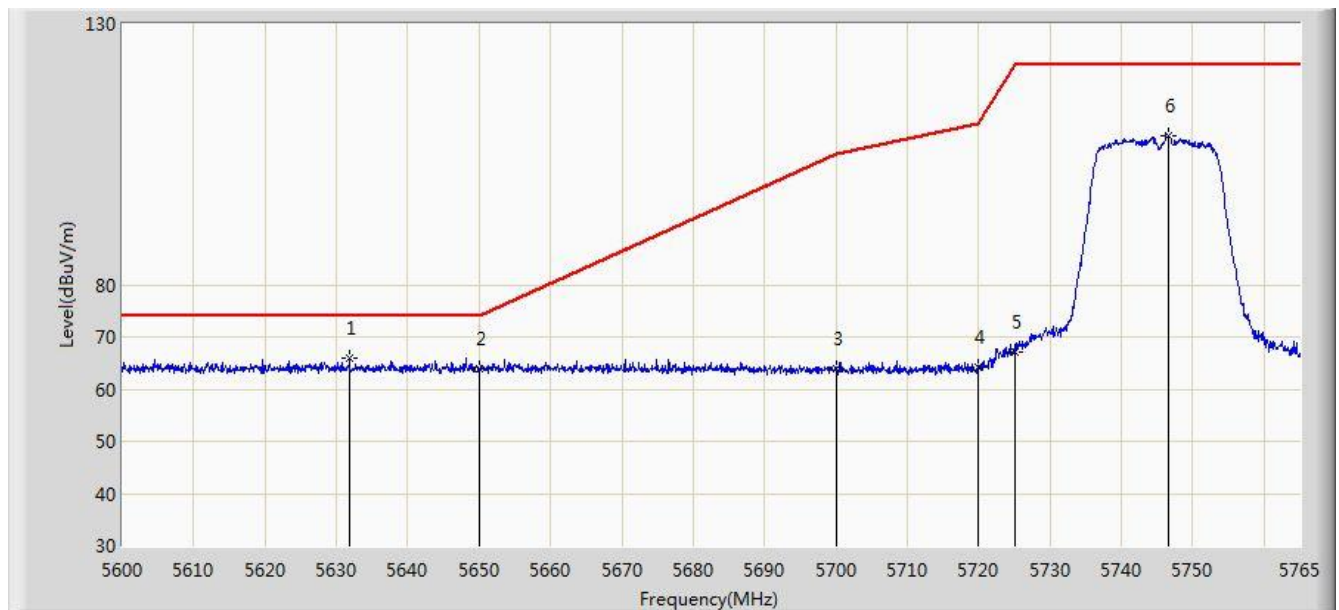


No	Flag	Mark	Frequency (MHz)	Measure Level (dBuV/m)	Reading Level (dBuV)	Margin (dB)	Limit (dBuV/m)	Factor (dB)	Type
1		*	5642.900	66.232	26.318	-7.768	74.000	39.913	PK
2			5650.000	64.238	24.309	-9.762	74.000	39.929	PK
3			5700.000	64.004	23.947	-41.196	105.200	40.057	PK
4			5720.000	64.222	24.081	-46.578	110.800	40.141	PK
5			5725.000	66.859	26.695	-55.341	122.200	40.164	PK
6			5746.437	105.982	65.721	N/A	N/A	40.261	PK

Note: Measure Level (dBuV/m) = Reading Level (dBuV) + Factor (dB)

Factor (dB) = Cable Loss (dB) + Antenna Factor (dB/m).

Site: AC1	Time: 2017/03/22 - 02:31
Limit: FCC_Part15.407_RE(3m)	Engineer: Kevin Ker
Probe: BBHA9120D_1GHz_18GHz	Polarity: Vertical
EUT: Wi-Fi AP 4x4 OD small omni antenna US	Power: AC 120V/60Hz
Test Mode: Transmit by 802.11n-HT20 at channel 5745MHz Ant 2	

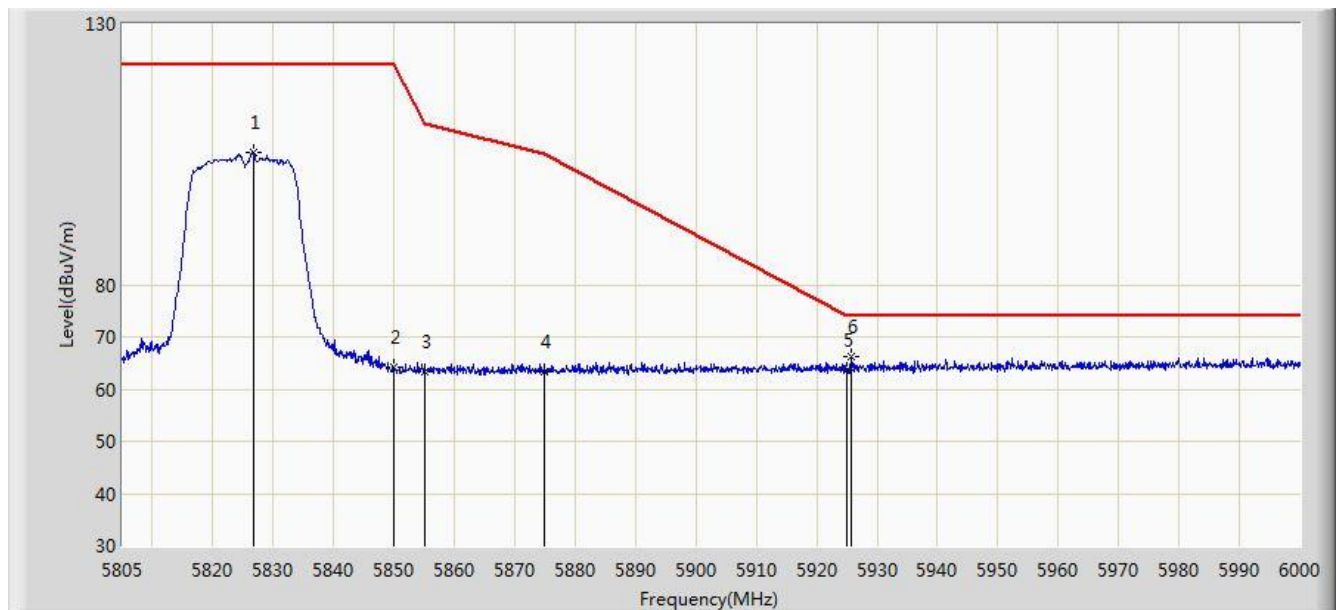


No	Flag	Mark	Frequency (MHz)	Measure Level (dBuV/m)	Reading Level (dBuV)	Margin (dB)	Limit (dBuV/m)	Factor (dB)	Type
1		*	5631.845	66.018	26.125	-7.982	74.000	39.893	PK
2			5650.000	63.923	23.994	-10.077	74.000	39.929	PK
3			5700.000	64.023	23.966	-41.177	105.200	40.057	PK
4			5720.000	64.335	24.194	-46.465	110.800	40.141	PK
5			5725.000	67.137	26.973	-55.063	122.200	40.164	PK
6			5746.685	108.433	68.171	N/A	N/A	40.262	PK

Note: Measure Level (dB μ V/m) = Reading Level (dB μ V) + Factor (dB)

Factor (dB) = Cable Loss (dB) + Antenna Factor (dB/m).

Site: AC1	Time: 2017/03/22 - 02:33
Limit: FCC_Part15.407_RE(3m)	Engineer: Kevin Ker
Probe: BBHA9120D_1GHz_18GHz	Polarity: Horizontal
EUT: Wi-Fi AP 4x4 OD small omni antenna US	Power: AC 120V/60Hz
Test Mode: Transmit by 802.11n-HT20 at channel 5825MHz Ant 2	

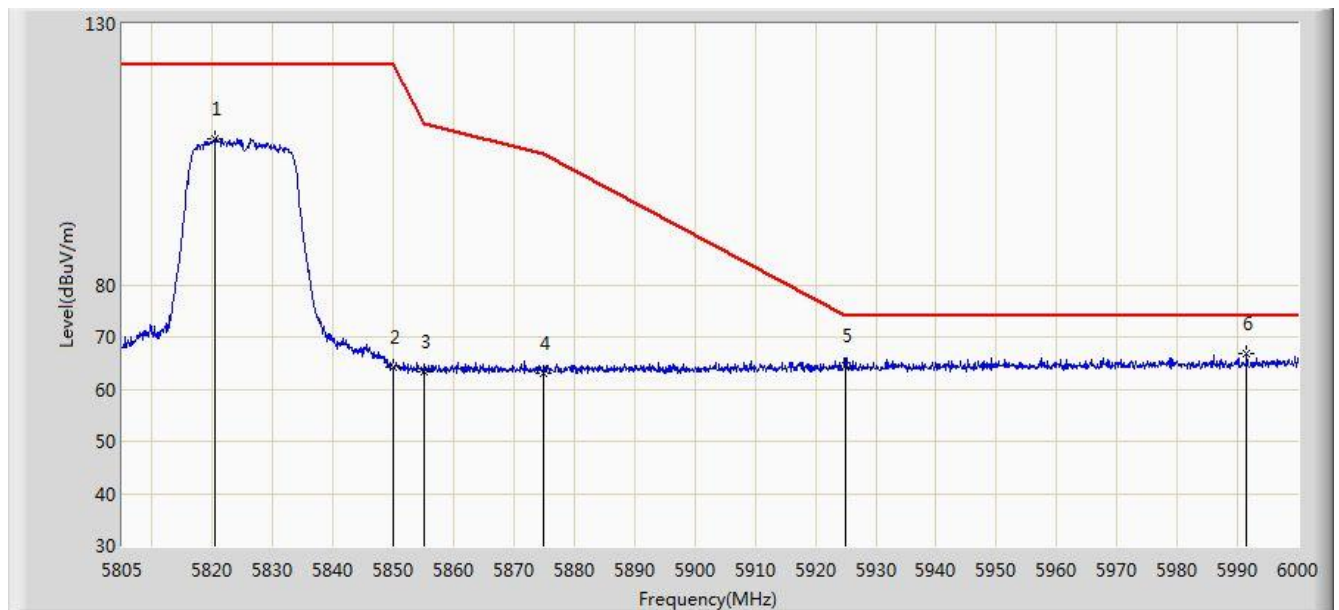


No	Flag	Mark	Frequency (MHz)	Measure Level (dBuV/m)	Reading Level (dBuV)	Margin (dB)	Limit (dBuV/m)	Factor (dB)	Type
1			5826.743	105.333	64.758	N/A	N/A	40.576	PK
2			5850.000	64.152	23.486	-58.048	122.200	40.666	PK
3			5855.000	63.237	22.559	-47.563	110.800	40.678	PK
4			5875.000	63.469	22.749	-41.731	105.200	40.720	PK
5			5925.000	63.702	22.910	-10.298	74.000	40.792	PK
6		*	5925.803	66.173	25.380	-7.827	74.000	40.792	PK

Note: Measure Level (dBuV/m) = Reading Level (dBuV) + Factor (dB)

Factor (dB) = Cable Loss (dB) + Antenna Factor (dB/m).

Site: AC1	Time: 2017/03/22 - 02:34
Limit: FCC_Part15.407_RE(3m)	Engineer: Kevin Ker
Probe: BBHA9120D_1GHz_18GHz	Polarity: Vertical
EUT: Wi-Fi AP 4x4 OD small omni antenna US	Power: AC 120V/60Hz
Test Mode: Transmit by 802.11n-HT20 at channel 5825MHz Ant 2	

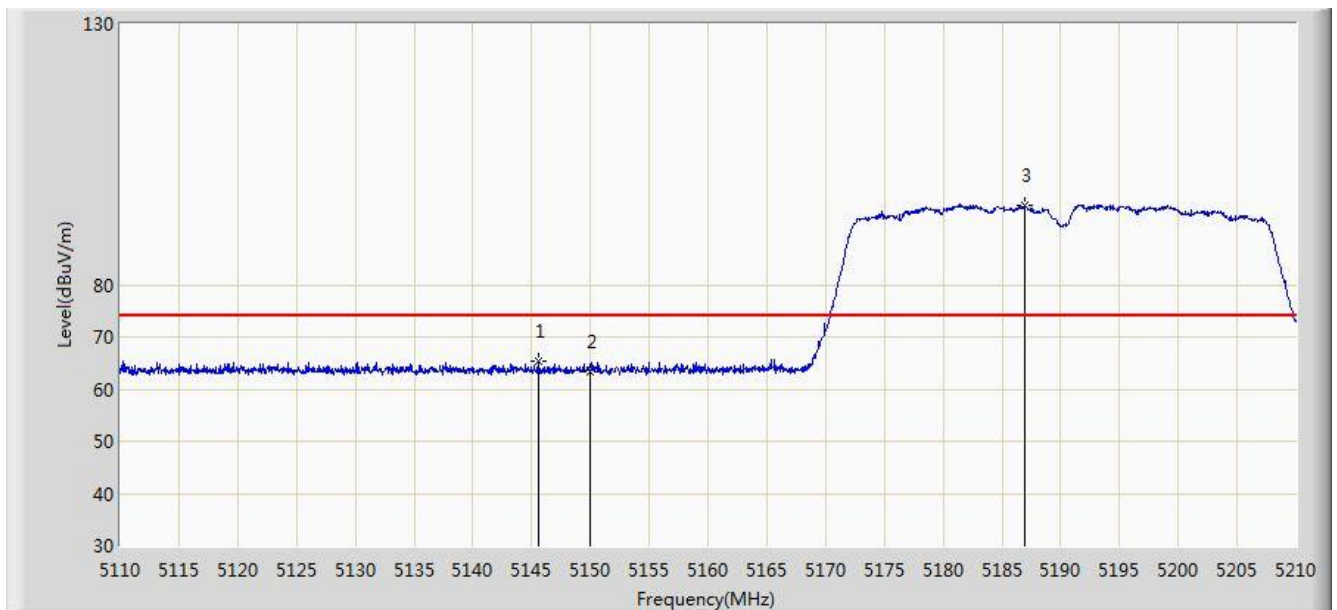


No	Flag	Mark	Frequency (MHz)	Measure Level (dBuV/m)	Reading Level (dBuV)	Margin (dB)	Limit (dBuV/m)	Factor (dB)	Type
1			5820.405	107.968	67.420	N/A	N/A	40.548	PK
2			5850.000	64.116	23.450	-58.084	122.200	40.666	PK
3			5855.000	63.425	22.747	-47.375	110.800	40.678	PK
4			5875.000	63.129	22.409	-42.071	105.200	40.720	PK
5			5925.000	64.569	23.777	-9.431	74.000	40.792	PK
6		*	5991.518	66.841	26.004	-7.159	74.000	40.837	PK

Note: Measure Level (dBuV/m) = Reading Level (dBuV) + Factor (dB)

Factor (dB) = Cable Loss (dB) + Antenna Factor (dB/m).

Site: AC1	Time: 2017/03/22 - 02:36
Limit: FCC_Part15.209_RE(3m)	Engineer: Kevin Ker
Probe: BBHA9120D_1GHz_18GHz	Polarity: Horizontal
EUT: Wi-Fi AP 4x4 OD small omni antenna US	Power: AC 120V/60Hz
Test Mode: Transmit by 802.11n-HT40 at channel 5190MHz Ant 2	

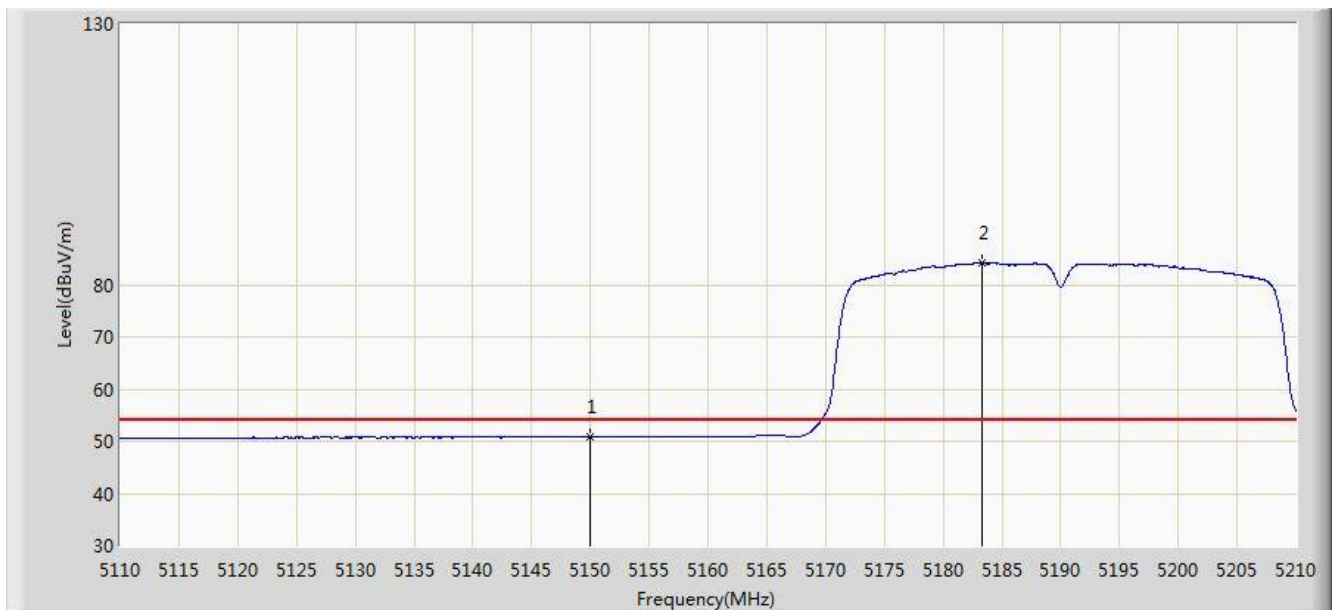


No	Flag	Mark	Frequency (MHz)	Measure Level (dBuV/m)	Reading Level (dBuV)	Margin (dB)	Limit (dBuV/m)	Factor (dB)	Type
1			5145.550	65.434	25.988	-8.566	74.000	39.446	PK
2			5150.000	63.331	23.890	-10.669	74.000	39.442	PK
3		*	5187.000	95.094	55.743	N/A	N/A	39.351	PK

Note: Measure Level (dB μ V/m) = Reading Level (dB μ V) + Factor (dB)

Factor (dB) = Cable Loss (dB) + Antenna Factor (dB/m).

Site: AC1	Time: 2017/03/22 - 02:39
Limit: FCC_Part15.209_RE(3m)	Engineer: Kevin Ker
Probe: BBHA9120D_1GHz_18GHz	Polarity: Horizontal
EUT: Wi-Fi AP 4x4 OD small omni antenna US	Power: AC 120V/60Hz
Test Mode: Transmit by 802.11n-HT40 at channel 5190MHz Ant 2	

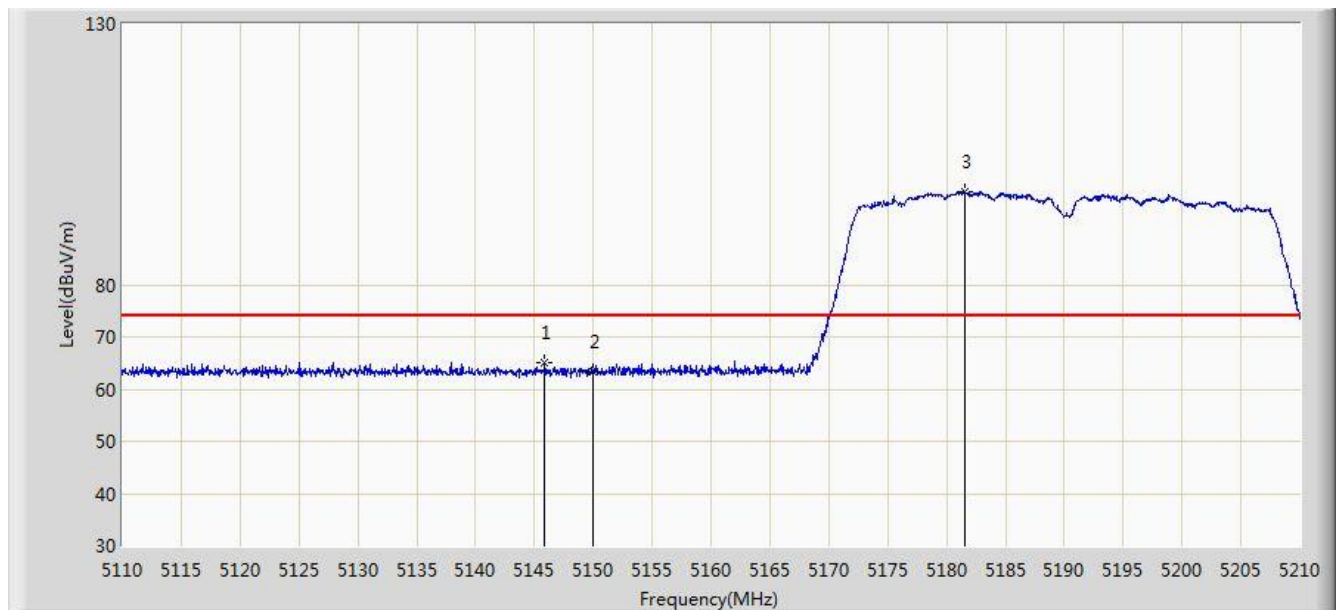


No	Flag	Mark	Frequency (MHz)	Measure Level (dBuV/m)	Reading Level (dBuV)	Margin (dB)	Limit (dBuV/m)	Factor (dB)	Type
1			5150.000	50.814	11.373	-3.186	54.000	39.442	AV
2		*	5183.350	84.224	44.863	N/A	N/A	39.360	AV

Note: Measure Level (dB μ V/m) = Reading Level (dB μ V) + Factor (dB)

Factor (dB) = Cable Loss (dB) + Antenna Factor (dB/m).

Site: AC1	Time: 2017/03/22 - 02:39
Limit: FCC_Part15.209_RE(3m)	Engineer: Kevin Ker
Probe: BBHA9120D_1GHz_18GHz	Polarity: Vertical
EUT: Wi-Fi AP 4x4 OD small omni antenna US	Power: AC 120V/60Hz
Test Mode: Transmit by 802.11n-HT40 at channel 5190MHz Ant 2	

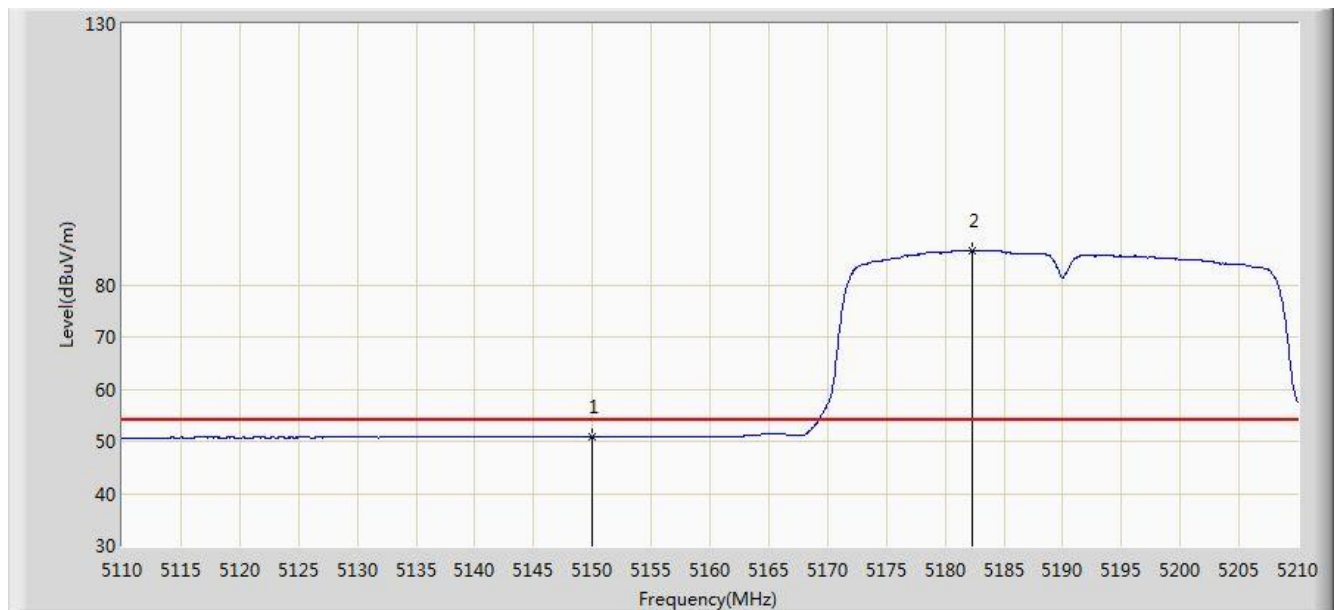


No	Flag	Mark	Frequency (MHz)	Measure Level (dBuV/m)	Reading Level (dBuV)	Margin (dB)	Limit (dBuV/m)	Factor (dB)	Type
1			5145.900	64.960	25.514	-9.040	74.000	39.446	PK
2			5150.000	63.193	23.752	-10.807	74.000	39.442	PK
3		*	5181.500	97.866	58.501	N/A	N/A	39.366	PK

Note: Measure Level (dB μ V/m) = Reading Level (dB μ V) + Factor (dB)

Factor (dB) = Cable Loss (dB) + Antenna Factor (dB/m).

Site: AC1	Time: 2017/03/22 - 02:40
Limit: FCC_Part15.209_RE(3m)	Engineer: Kevin Ker
Probe: BBHA9120D_1GHz_18GHz	Polarity: Vertical
EUT: Wi-Fi AP 4x4 OD small omni antenna US	Power: AC 120V/60Hz
Test Mode: Transmit by 802.11n-HT40 at channel 5190MHz Ant 2	

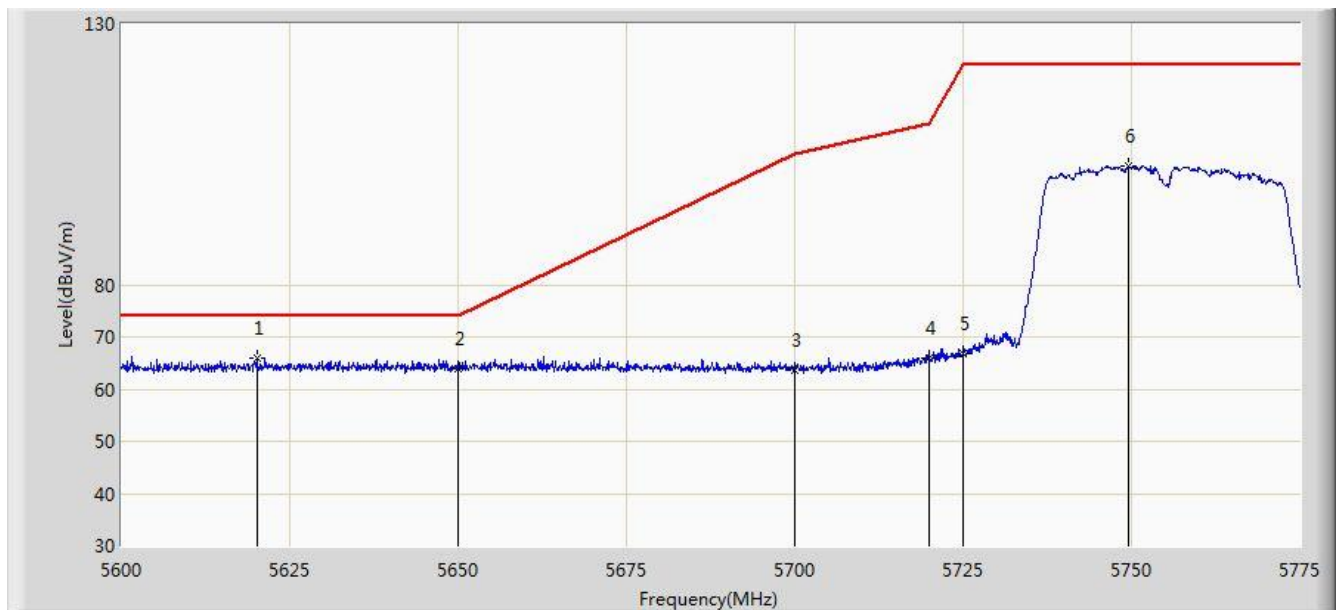


No	Flag	Mark	Frequency (MHz)	Measure Level (dBuV/m)	Reading Level (dBuV)	Margin (dB)	Limit (dBuV/m)	Factor (dB)	Type
1			5150.000	50.806	11.365	-3.194	54.000	39.442	AV
2		*	5182.250	86.503	47.139	N/A	N/A	39.363	AV

Note: Measure Level (dB μ V/m) = Reading Level (dB μ V) + Factor (dB)

Factor (dB) = Cable Loss (dB) + Antenna Factor (dB/m).

Site: AC1	Time: 2017/03/22 - 02:53
Limit: FCC_Part15.407_RE(3m)	Engineer: Kevin Ker
Probe: BBHA9120D_1GHz_18GHz	Polarity: Horizontal
EUT: Wi-Fi AP 4x4 OD small omni antenna US	Power: AC 120V/60Hz
Test Mode: Transmit by 802.11n-HT40 at channel 5670MHz Ant 2	

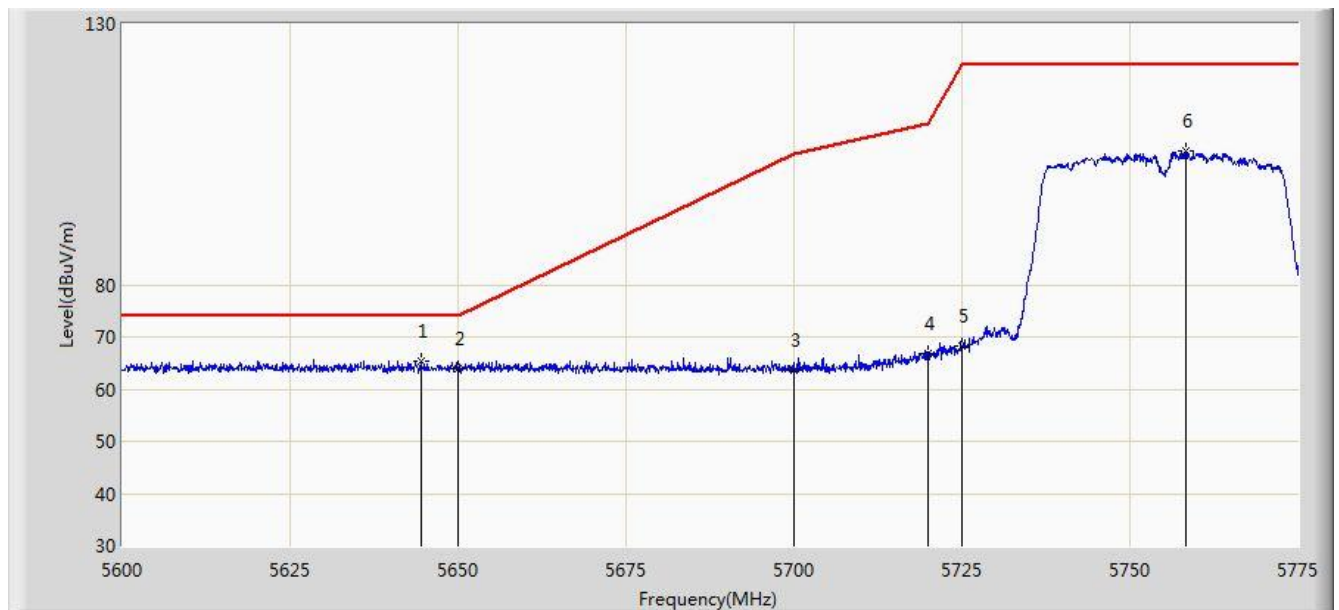


No	Flag	Mark	Frequency (MHz)	Measure Level (dBuV/m)	Reading Level (dBuV)	Margin (dB)	Limit (dBuV/m)	Factor (dB)	Type
1		*	5620.125	65.841	25.970	-8.159	74.000	39.871	PK
2			5650.000	63.959	24.030	-10.041	74.000	39.929	PK
3			5700.000	63.619	23.562	-41.581	105.200	40.057	PK
4			5720.000	66.012	25.871	-44.788	110.800	40.141	PK
5			5725.000	66.956	26.792	-55.244	122.200	40.164	PK
6			5749.625	102.645	62.371	N/A	N/A	40.273	PK

Note: Measure Level (dB μ V/m) = Reading Level (dB μ V) + Factor (dB)

Factor (dB) = Cable Loss (dB) + Antenna Factor (dB/m).

Site: AC1	Time: 2017/03/22 - 02:54
Limit: FCC_Part15.407_RE(3m)	Engineer: Kevin Ker
Probe: BBHA9120D_1GHz_18GHz	Polarity: Vertical
EUT: Wi-Fi AP 4x4 OD small omni antenna US	Power: AC 120V/60Hz
Test Mode: Transmit by 802.11n-HT40 at channel 5670MHz Ant 2	

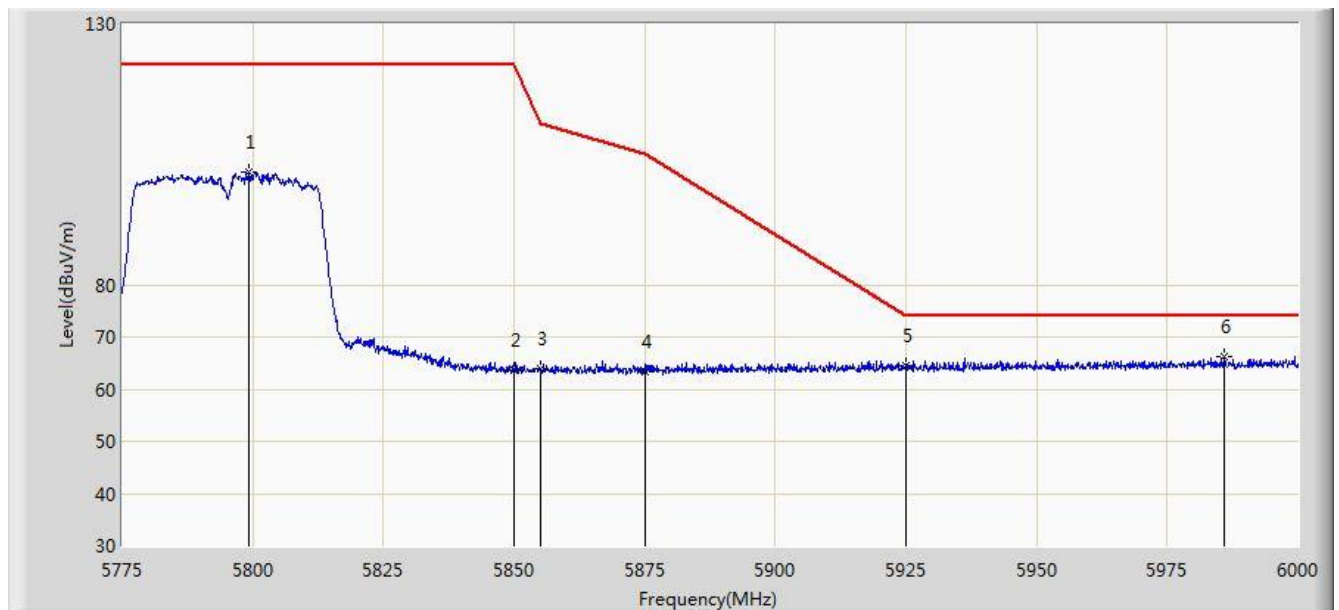


No	Flag	Mark	Frequency (MHz)	Measure Level (dBuV/m)	Reading Level (dBuV)	Margin (dB)	Limit (dBuV/m)	Factor (dB)	Type
1		*	5644.450	65.409	25.492	-8.591	74.000	39.917	PK
2			5650.000	63.943	24.014	-10.057	74.000	39.929	PK
3			5700.000	63.514	23.457	-41.686	105.200	40.057	PK
4			5720.000	66.725	26.584	-44.075	110.800	40.141	PK
5			5725.000	68.289	28.125	-53.911	122.200	40.164	PK
6			5758.375	105.698	65.389	N/A	N/A	40.310	PK

Note: Measure Level (dB μ V/m) = Reading Level (dB μ V) + Factor (dB)

Factor (dB) = Cable Loss (dB) + Antenna Factor (dB/m).

Site: AC1	Time: 2017/03/22 - 02:56
Limit: FCC_Part15.407_RE(3m)	Engineer: Kevin Ker
Probe: BBHA9120D_1GHz_18GHz	Polarity: Horizontal
EUT: Wi-Fi AP 4x4 OD small omni antenna US	Power: AC 120V/60Hz
Test Mode: Transmit by 802.11n-HT40 at channel 5795MHz Ant 2	

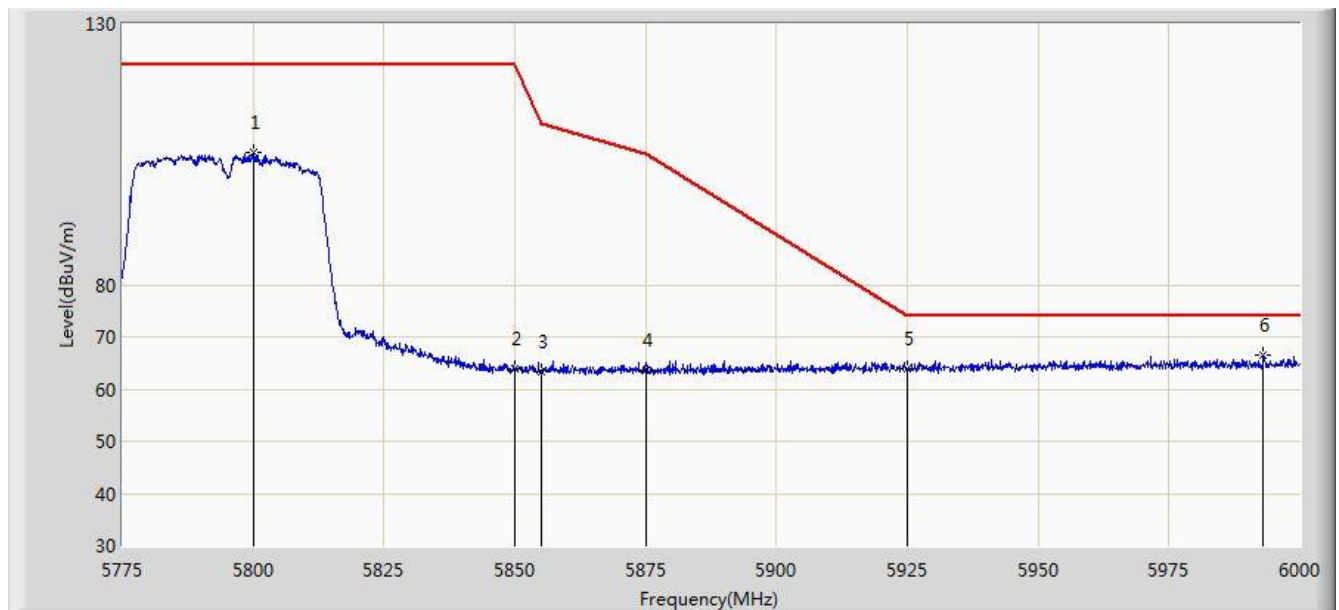


No	Flag	Mark	Frequency (MHz)	Measure Level (dBuV/m)	Reading Level (dBuV)	Margin (dB)	Limit (dBuV/m)	Factor (dB)	Type
1			5799.300	101.528	61.066	N/A	N/A	40.462	PK
2			5850.000	63.485	22.819	-58.715	122.200	40.666	PK
3			5855.000	63.942	23.264	-46.858	110.800	40.678	PK
4			5875.000	63.358	22.638	-41.842	105.200	40.720	PK
5			5925.000	64.363	23.571	-9.637	74.000	40.792	PK
6		*	5985.825	66.306	25.472	-7.694	74.000	40.834	PK

Note: Measure Level (dBuV/m) = Reading Level (dBuV) + Factor (dB)

Factor (dB) = Cable Loss (dB) + Antenna Factor (dB/m).

Site: AC1	Time: 2017/03/22 - 02:57
Limit: FCC_Part15.407_RE(3m)	Engineer: Kevin Ker
Probe: BBHA9120D_1GHz_18GHz	Polarity: Vertical
EUT: Wi-Fi AP 4x4 OD small omni antenna US	Power: AC 120V/60Hz
Test Mode: Transmit by 802.11n-HT40 at channel 5795MHz Ant 2	

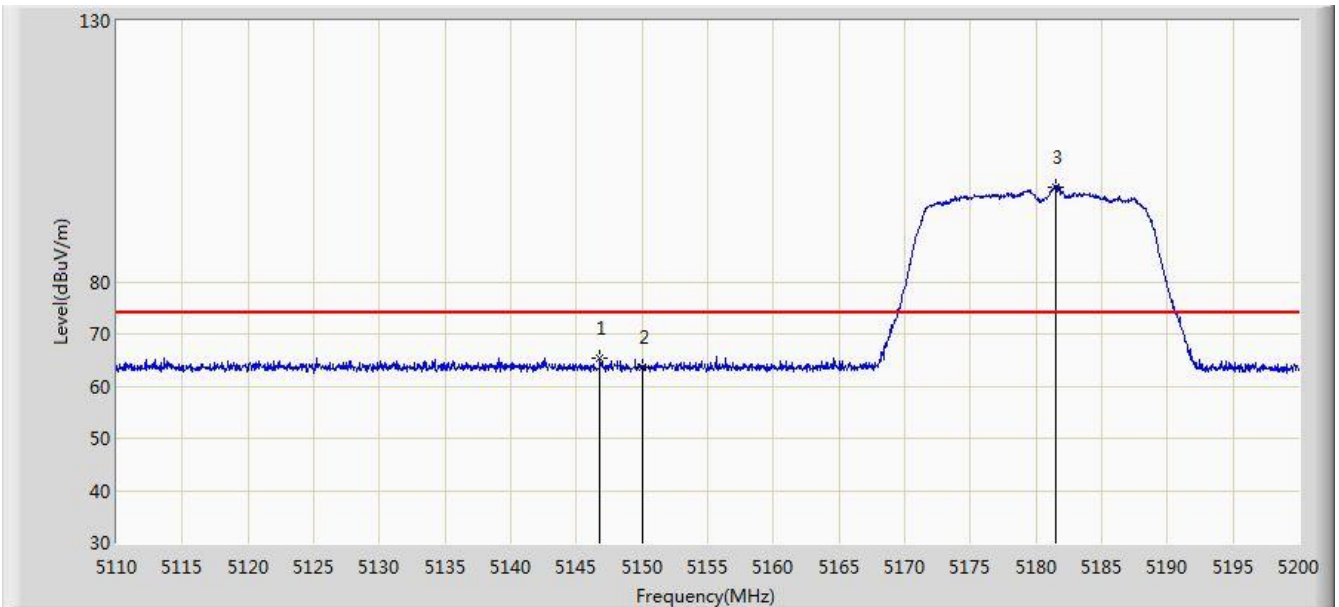


No	Flag	Mark	Frequency (MHz)	Measure Level (dBuV/m)	Reading Level (dBuV)	Margin (dB)	Limit (dBuV/m)	Factor (dB)	Type
1			5799.975	105.453	64.989	N/A	N/A	40.464	PK
2			5850.000	63.997	23.331	-58.203	122.200	40.666	PK
3			5855.000	63.257	22.579	-47.543	110.800	40.678	PK
4			5875.000	63.625	22.905	-41.575	105.200	40.720	PK
5			5925.000	63.932	23.140	-10.068	74.000	40.792	PK
6		*	5993.025	66.577	25.740	-7.423	74.000	40.837	PK

Note: Measure Level (dBuV/m) = Reading Level (dBuV) + Factor (dB)

Factor (dB) = Cable Loss (dB) + Antenna Factor (dB/m).

Site: AC1	Time: 2017/03/22 - 02:59
Limit: FCC_Part15.209_RE(3m)	Engineer: Kevin Ker
Probe: BBHA9120D_1GHz_18GHz	Polarity: Horizontal
EUT: Wi-Fi AP 4x4 OD small omni antenna US	Power: AC 120V/60Hz
Test Mode: Transmit by 802.11ac-VHT20 at channel 5180MHz Ant 2	

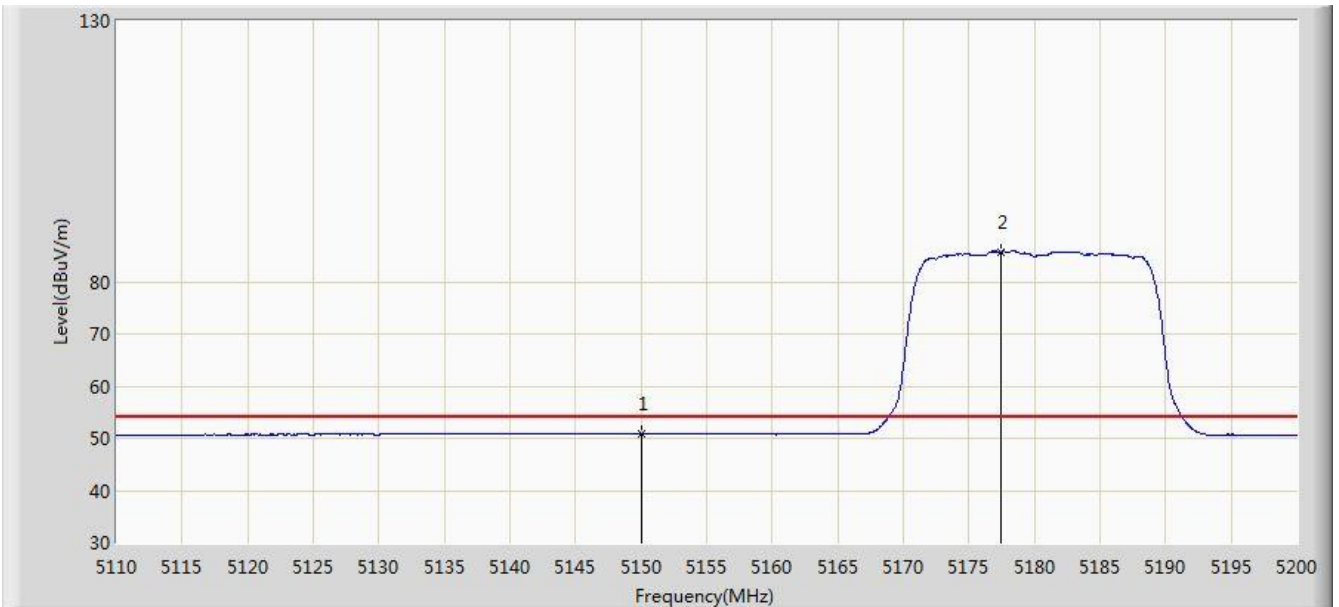


No	Flag	Mark	Frequency (MHz)	Measure Level (dBuV/m)	Reading Level (dBuV)	Margin (dB)	Limit (dBuV/m)	Factor (dB)	Type
1			5146.810	65.313	25.867	-8.687	74.000	39.446	PK
2			5150.000	63.643	24.202	-10.357	74.000	39.442	PK
3		*	5181.460	98.235	58.869	N/A	N/A	39.366	PK

Note: Measure Level (dB μ V/m) = Reading Level (dB μ V) + Factor (dB)

Factor (dB) = Cable Loss (dB) + Antenna Factor (dB/m).

Site: AC1	Time: 2017/03/22 - 03:01
Limit: FCC_Part15.209_RE(3m)	Engineer: Kevin Ker
Probe: BBHA9120D_1GHz_18GHz	Polarity: Horizontal
EUT: Wi-Fi AP 4x4 OD small omni antenna US	Power: AC 120V/60Hz
Test Mode: Transmit by 802.11ac-VHT20 at channel 5180MHz Ant 2	

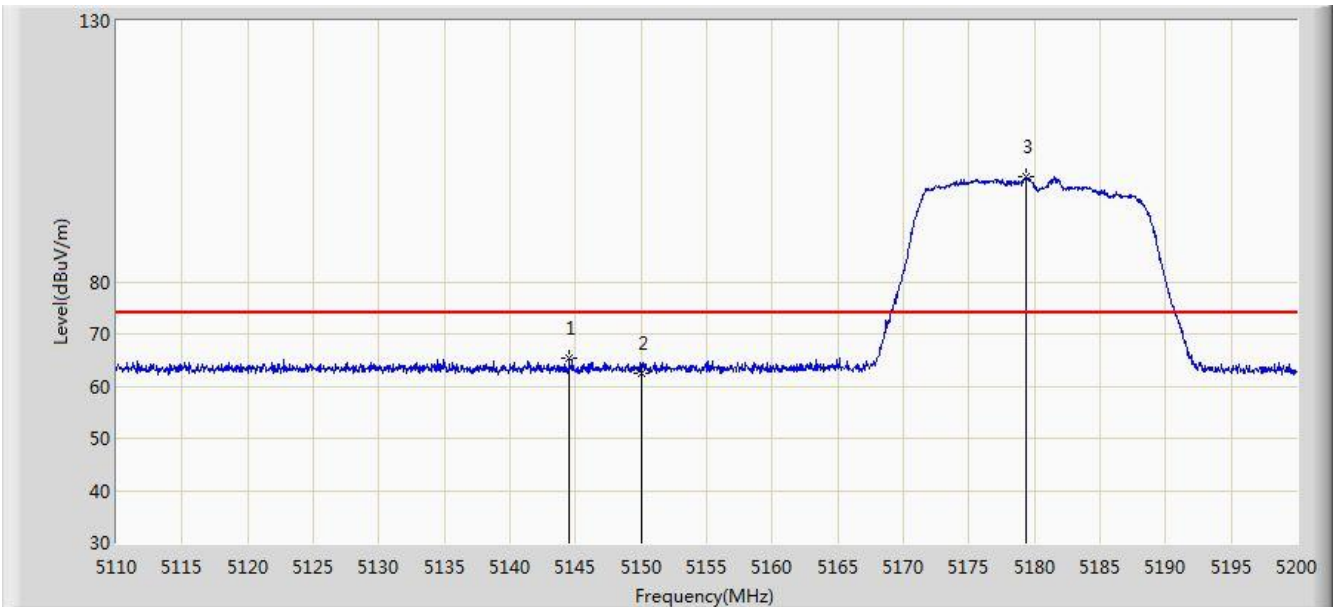


No	Flag	Mark	Frequency (MHz)	Measure Level (dBuV/m)	Reading Level (dBuV)	Margin (dB)	Limit (dBuV/m)	Factor (dB)	Type
1			5150.000	50.773	11.332	-3.227	54.000	39.442	AV
2		*	5177.410	85.753	46.377	N/A	N/A	39.376	AV

Note: Measure Level (dB μ V/m) = Reading Level (dB μ V) + Factor (dB)

Factor (dB) = Cable Loss (dB) + Antenna Factor (dB/m).

Site: AC1	Time: 2017/03/22 - 03:02
Limit: FCC_Part15.209_RE(3m)	Engineer: Kevin Ker
Probe: BBHA9120D_1GHz_18GHz	Polarity: Vertical
EUT: Wi-Fi AP 4x4 OD small omni antenna US	Power: AC 120V/60Hz
Test Mode: Transmit by 802.11ac-VHT20 at channel 5180MHz Ant 2	

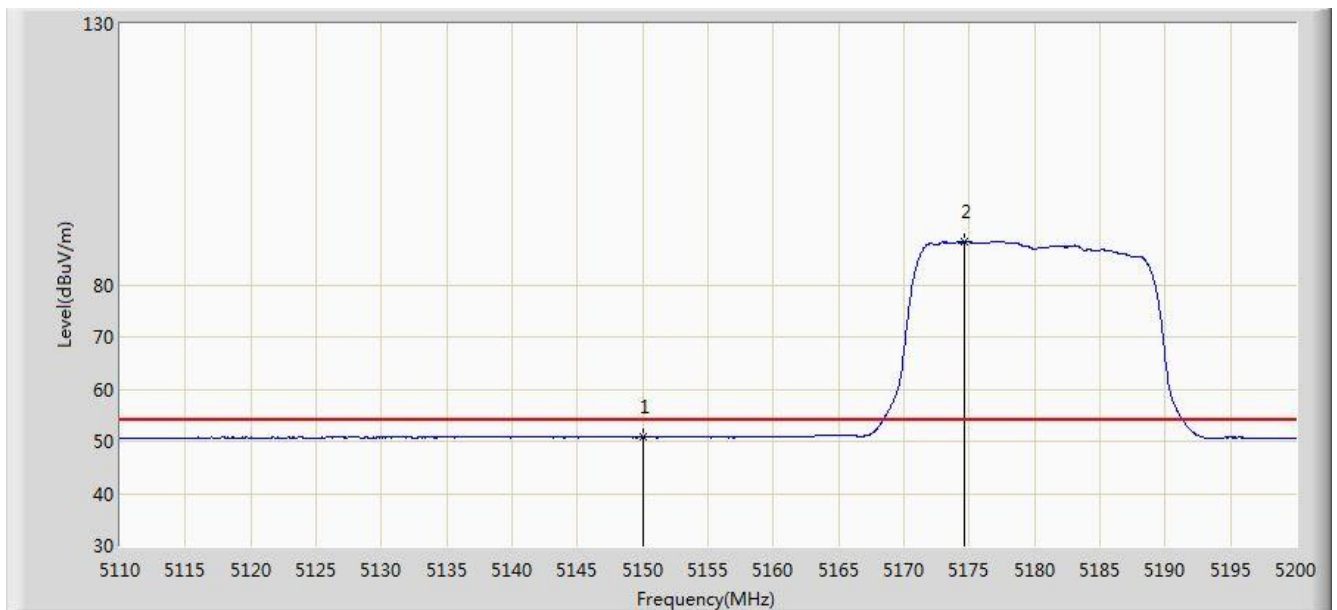


No	Flag	Mark	Frequency (MHz)	Measure Level (dBuV/m)	Reading Level (dBuV)	Margin (dB)	Limit (dBuV/m)	Factor (dB)	Type
1			5144.515	65.218	25.772	-8.782	74.000	39.446	PK
2			5150.000	62.482	23.041	-11.518	74.000	39.442	PK
3		*	5179.345	100.086	60.715	N/A	N/A	39.371	PK

Note: Measure Level (dB μ V/m) = Reading Level (dB μ V) + Factor (dB)

Factor (dB) = Cable Loss (dB) + Antenna Factor (dB/m).

Site: AC1	Time: 2017/03/22 - 03:03
Limit: FCC_Part15.209_RE(3m)	Engineer: Kevin Ker
Probe: BBHA9120D_1GHz_18GHz	Polarity: Vertical
EUT: Wi-Fi AP 4x4 OD small omni antenna US	Power: AC 120V/60Hz
Test Mode: Transmit by 802.11ac-VHT20 at channel 5180MHz Ant 2	

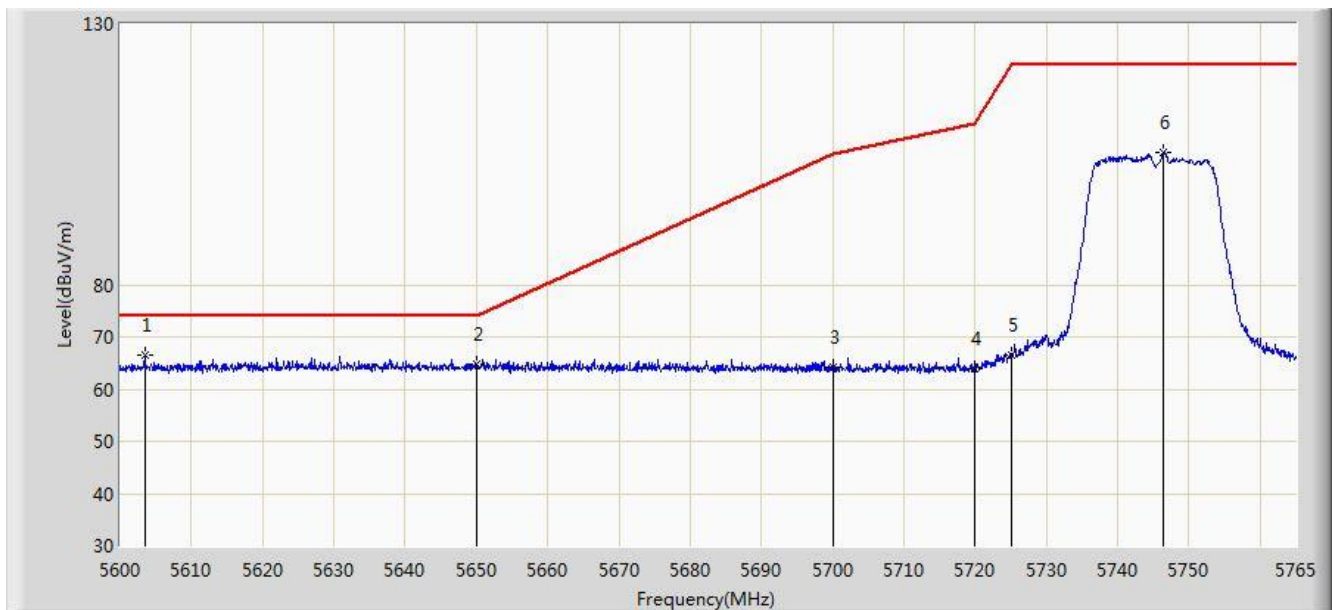


No	Flag	Mark	Frequency (MHz)	Measure Level (dBuV/m)	Reading Level (dBuV)	Margin (dB)	Limit (dBuV/m)	Factor (dB)	Type
1			5150.000	50.749	11.308	-3.251	54.000	39.442	AV
2		*	5174.575	88.242	48.859	N/A	N/A	39.383	AV

Note: Measure Level (dB μ V/m) = Reading Level (dB μ V) + Factor (dB)

Factor (dB) = Cable Loss (dB) + Antenna Factor (dB/m).

Site: AC1	Time: 2017/03/22 - 03:16
Limit: FCC_Part15.407_RE(3m)	Engineer: Kevin Ker
Probe: BBHA9120D_1GHz_18GHz	Polarity: Horizontal
EUT: Wi-Fi AP 4x4 OD small omni antenna US	Power: AC 120V/60Hz
Test Mode: Transmit by 802.11ac-VHT20 at channel 5745MHz Ant 2	

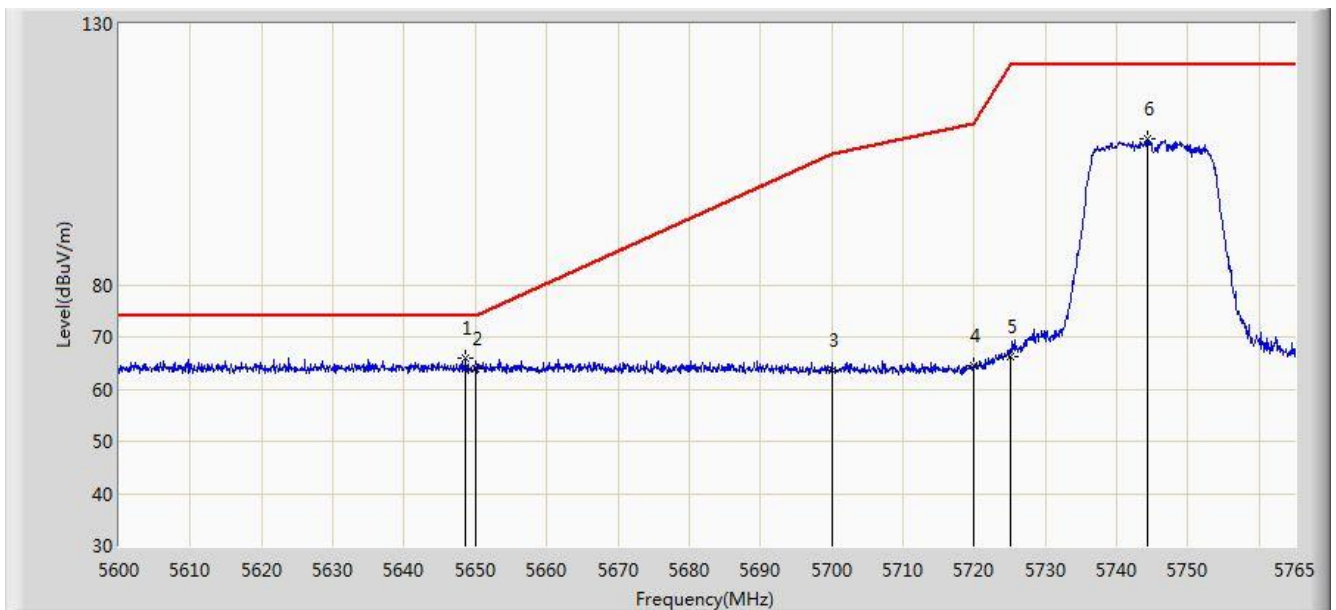


No	Flag	Mark	Frequency (MHz)	Measure Level (dBuV/m)	Reading Level (dBuV)	Margin (dB)	Limit (dBuV/m)	Factor (dB)	Type
1		*	5603.465	66.486	26.643	-7.514	74.000	39.843	PK
2			5650.000	64.672	24.743	-9.328	74.000	39.929	PK
3			5700.000	64.162	24.105	-41.038	105.200	40.057	PK
4			5720.000	64.023	23.882	-46.777	110.800	40.141	PK
5			5725.000	66.604	26.440	-55.596	122.200	40.164	PK
6			5746.355	105.366	65.106	N/A	N/A	40.261	PK

Note: Measure Level (dB μ V/m) = Reading Level (dB μ V) + Factor (dB)

Factor (dB) = Cable Loss (dB) + Antenna Factor (dB/m).

Site: AC1	Time: 2017/03/22 - 03:17
Limit: FCC_Part15.407_RE(3m)	Engineer: Kevin Ker
Probe: BBHA9120D_1GHz_18GHz	Polarity: Vertical
EUT: Wi-Fi AP 4x4 OD small omni antenna US	Power: AC 120V/60Hz
Test Mode: Transmit by 802.11ac-VHT20 at channel 5745MHz Ant 2	

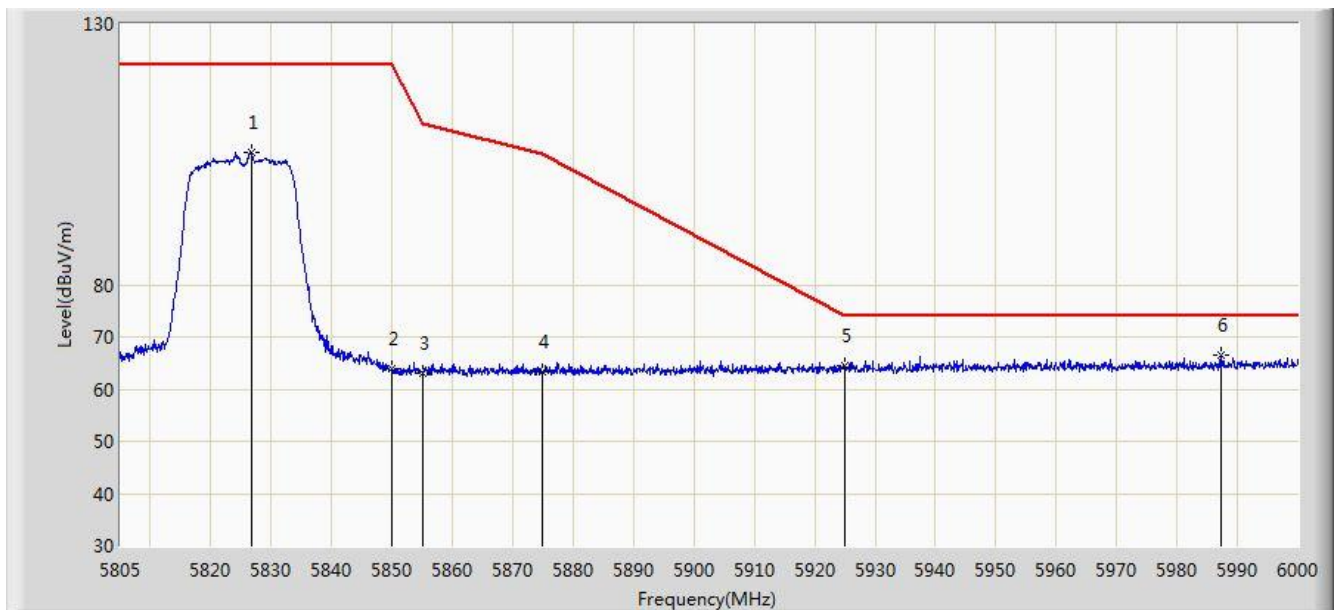


No	Flag	Mark	Frequency (MHz)	Measure Level (dBuV/m)	Reading Level (dBuV)	Margin (dB)	Limit (dBuV/m)	Factor (dB)	Type
1		*	5648.592	65.974	26.048	-8.026	74.000	39.926	PK
2			5650.000	63.899	23.970	-10.101	74.000	39.929	PK
3			5700.000	63.749	23.692	-41.451	105.200	40.057	PK
4			5720.000	64.386	24.245	-46.414	110.800	40.141	PK
5			5725.000	66.371	26.207	-55.829	122.200	40.164	PK
6			5744.292	107.976	67.724	N/A	N/A	40.252	PK

Note: Measure Level (dB μ V/m) = Reading Level (dB μ V) + Factor (dB)

Factor (dB) = Cable Loss (dB) + Antenna Factor (dB/m).

Site: AC1	Time: 2017/03/22 - 03:19
Limit: FCC_Part15.407_RE(3m)	Engineer: Kevin Ker
Probe: BBHA9120D_1GHz_18GHz	Polarity: Horizontal
EUT: Wi-Fi AP 4x4 OD small omni antenna US	Power: AC 120V/60Hz
Test Mode: Transmit by 802.11ac-VHT20 at channel 5825MHz Ant 2	

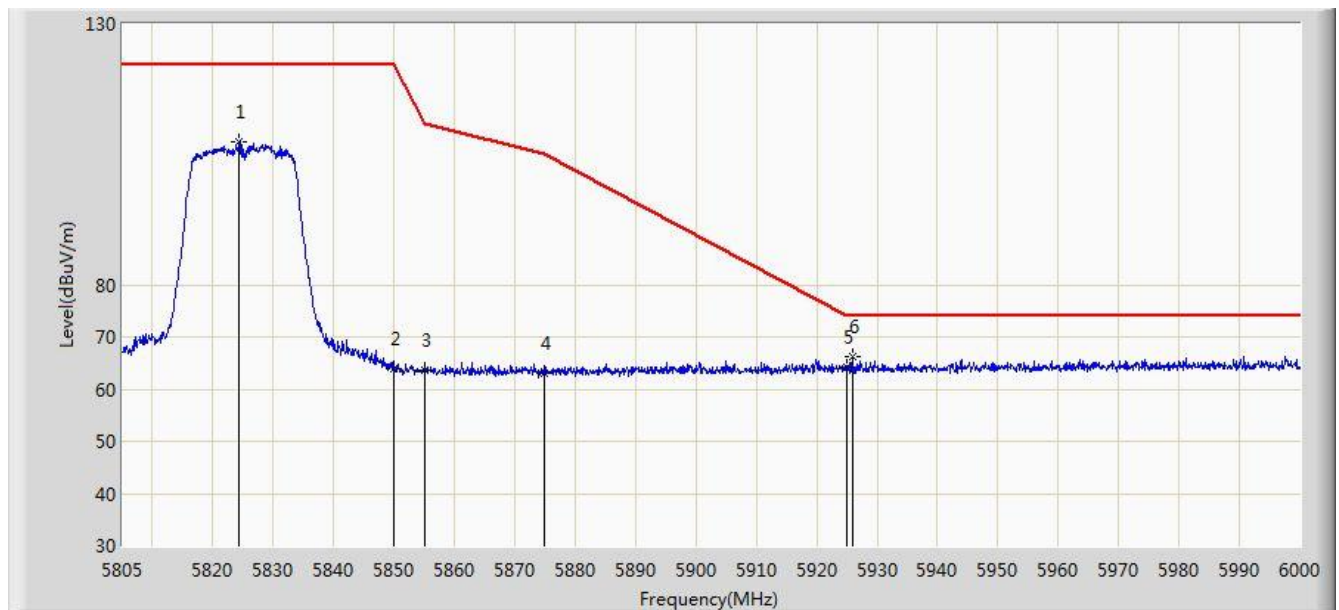


No	Flag	Mark	Frequency (MHz)	Measure Level (dBuV/m)	Reading Level (dBuV)	Margin (dB)	Limit (dBuV/m)	Factor (dB)	Type
1			5826.743	105.366	64.791	N/A	N/A	40.576	PK
2			5850.000	63.990	23.324	-58.210	122.200	40.666	PK
3			5855.000	62.985	22.307	-47.815	110.800	40.678	PK
4			5875.000	63.339	22.619	-41.861	105.200	40.720	PK
5			5925.000	64.363	23.571	-9.637	74.000	40.792	PK
6		*	5987.325	66.638	25.803	-7.362	74.000	40.834	PK

Note: Measure Level (dBuV/m) = Reading Level (dBuV) + Factor (dB)

Factor (dB) = Cable Loss (dB) + Antenna Factor (dB/m).

Site: AC1	Time: 2017/03/22 - 03:20
Limit: FCC_Part15.407_RE(3m)	Engineer: Kevin Ker
Probe: BBHA9120D_1GHz_18GHz	Polarity: Vertical
EUT: Wi-Fi AP 4x4 OD small omni antenna US	Power: AC 120V/60Hz
Test Mode: Transmit by 802.11ac-VHT20 at channel 5825MHz Ant 2	

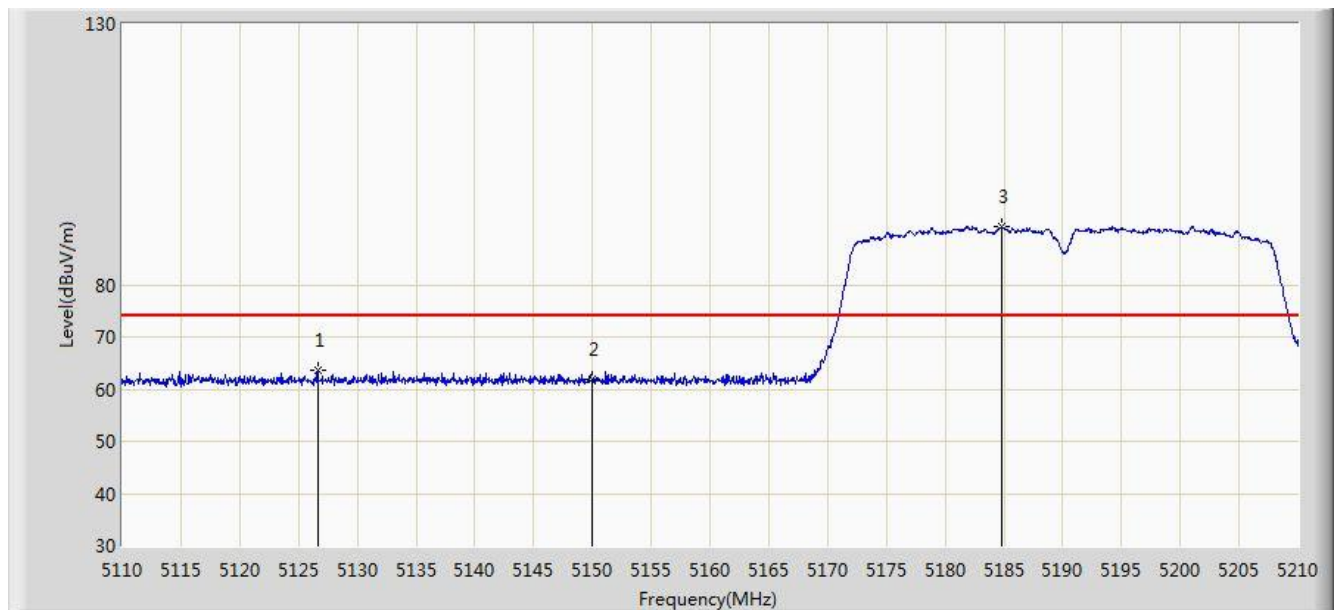


No	Flag	Mark	Frequency (MHz)	Measure Level (dBuV/m)	Reading Level (dBuV)	Margin (dB)	Limit (dBuV/m)	Factor (dB)	Type
1			5824.305	107.314	66.749	N/A	N/A	40.565	PK
2			5850.000	63.977	23.311	-58.223	122.200	40.666	PK
3			5855.000	63.568	22.890	-47.232	110.800	40.678	PK
4			5875.000	63.122	22.402	-42.078	105.200	40.720	PK
5			5925.000	64.152	23.360	-9.848	74.000	40.792	PK
6		*	5925.900	66.131	25.338	-7.869	74.000	40.792	PK

Note: Measure Level (dBuV/m) = Reading Level (dBuV) + Factor (dB)

Factor (dB) = Cable Loss (dB) + Antenna Factor (dB/m).

Site: AC1	Time: 2017/03/22 - 10:14
Limit: FCC_Part15.209_RE(3m)	Engineer: Kevin Ker
Probe: BBHA9120D_1GHz_18GHz	Polarity: Horizontal
EUT: Wi-Fi AP 4x4 OD small omni antenna US	Power: AC 120V/60Hz
Test Mode: Transmit by 802.11ac-VHT40 at channel 5190MHz Ant 2	

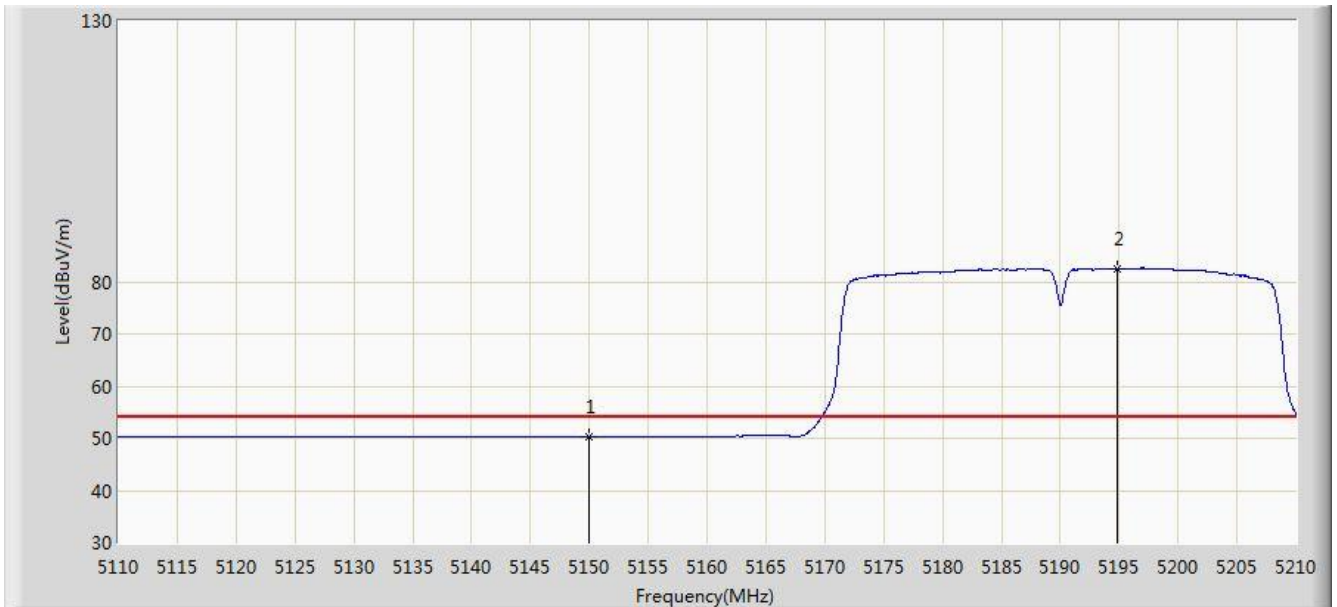


No	Flag	Mark	Frequency (MHz)	Measure Level (dBuV/m)	Reading Level (dBuV)	Margin (dB)	Limit (dBuV/m)	Factor (dB)	Type
1			5126.650	63.563	24.118	-10.437	74.000	39.445	PK
2			5150.000	61.787	22.346	-12.213	74.000	39.442	PK
3		*	5184.750	91.157	51.800	N/A	N/A	39.358	PK

Note: Measure Level (dB μ V/m) = Reading Level (dB μ V) + Factor (dB)

Factor (dB) = Cable Loss (dB) + Antenna Factor (dB/m).

Site: AC1	Time: 2017/03/22 - 10:18
Limit: FCC_Part15.209_RE(3m)	Engineer: Kevin Ker
Probe: BBHA9120D_1GHz_18GHz	Polarity: Horizontal
EUT: Wi-Fi AP 4x4 OD small omni antenna US	Power: AC 120V/60Hz
Test Mode: Transmit by 802.11ac-VHT40 at channel 5190MHz Ant 2	

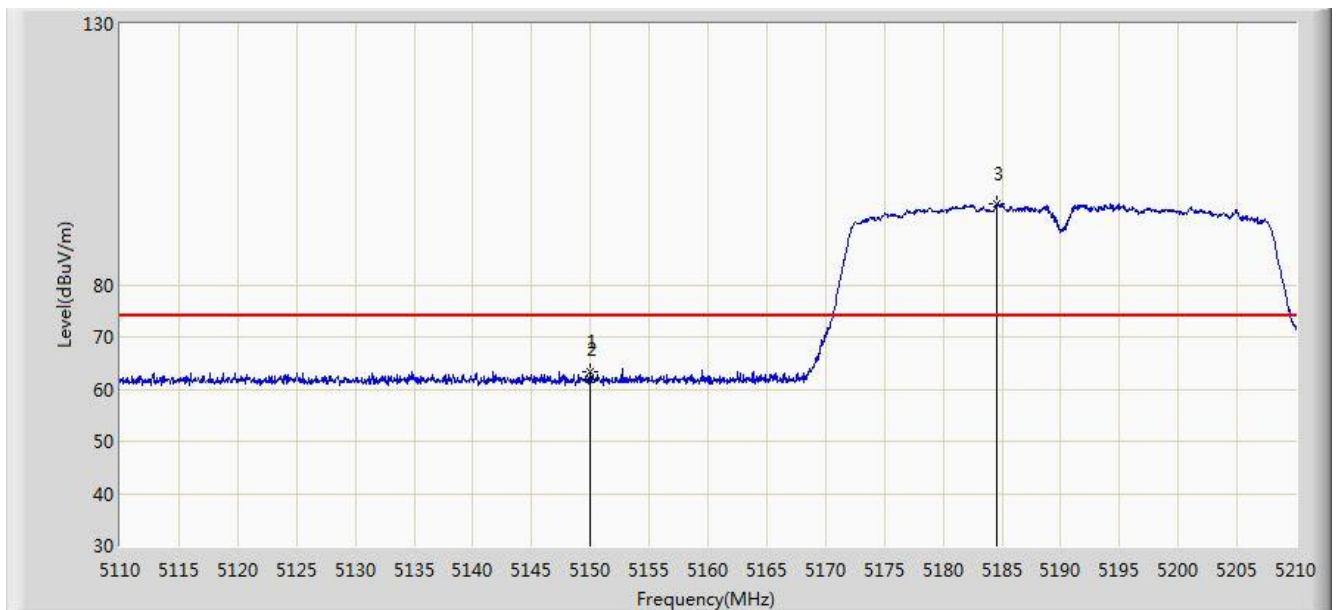


No	Flag	Mark	Frequency (MHz)	Measure Level (dBuV/m)	Reading Level (dBuV)	Margin (dB)	Limit (dBuV/m)	Factor (dB)	Type
1			5150.000	50.350	10.909	-3.650	54.000	39.442	AV
2		*	5194.850	82.428	43.097	N/A	N/A	39.331	AV

Note: Measure Level (dB μ V/m) = Reading Level (dB μ V) + Factor (dB)

Factor (dB) = Cable Loss (dB) + Antenna Factor (dB/m).

Site: AC1	Time: 2017/03/22 - 10:20
Limit: FCC_Part15.209_RE(3m)	Engineer: Kevin Ker
Probe: BBHA9120D_1GHz_18GHz	Polarity: Vertical
EUT: Wi-Fi AP 4x4 OD small omni antenna US	Power: AC 120V/60Hz
Test Mode: Transmit by 802.11ac-VHT40 at channel 5190MHz Ant 2	

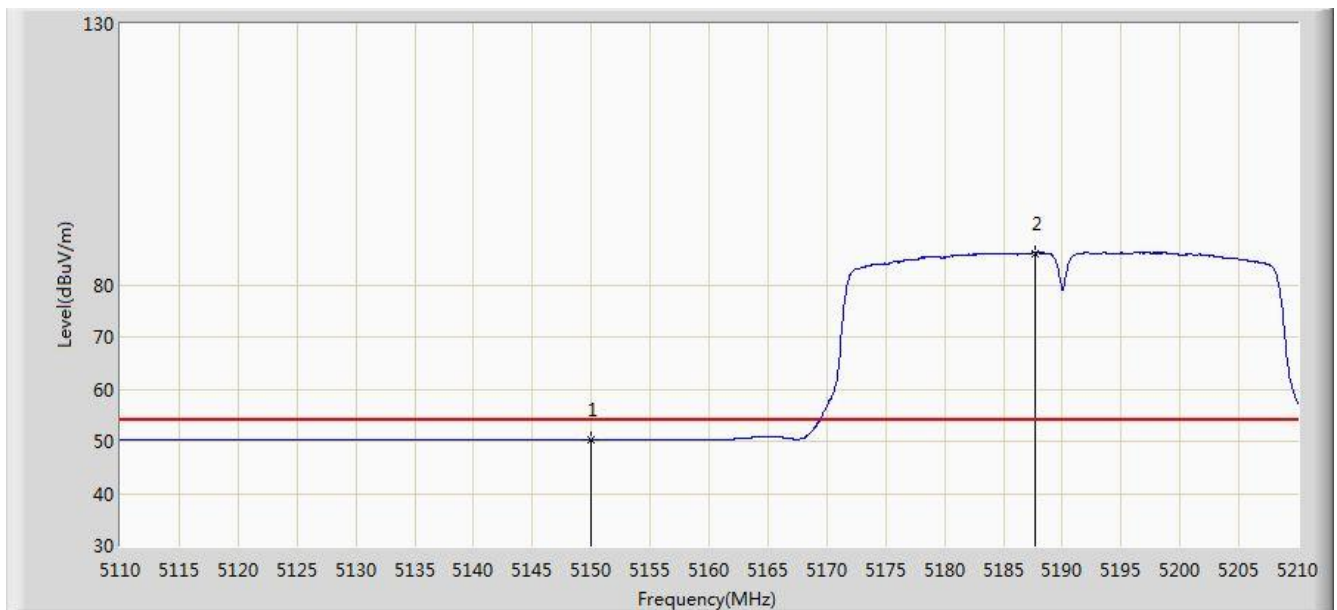


No	Flag	Mark	Frequency (MHz)	Measure Level (dBuV/m)	Reading Level (dBuV)	Margin (dB)	Limit (dBuV/m)	Factor (dB)	Type
1			5149.950	63.291	23.849	-10.709	74.000	39.442	PK
2			5150.000	61.833	22.392	-12.167	74.000	39.442	PK
3		*	5184.600	95.420	56.062	N/A	N/A	39.357	PK

Note: Measure Level (dB μ V/m) = Reading Level (dB μ V) + Factor (dB)

Factor (dB) = Cable Loss (dB) + Antenna Factor (dB/m).

Site: AC1	Time: 2017/03/22 - 10:22
Limit: FCC_Part15.209_RE(3m)	Engineer: Kevin Ker
Probe: BBHA9120D_1GHz_18GHz	Polarity: Vertical
EUT: Wi-Fi AP 4x4 OD small omni antenna US	Power: AC 120V/60Hz
Test Mode: Transmit by 802.11ac-VHT40 at channel 5190MHz Ant 2	

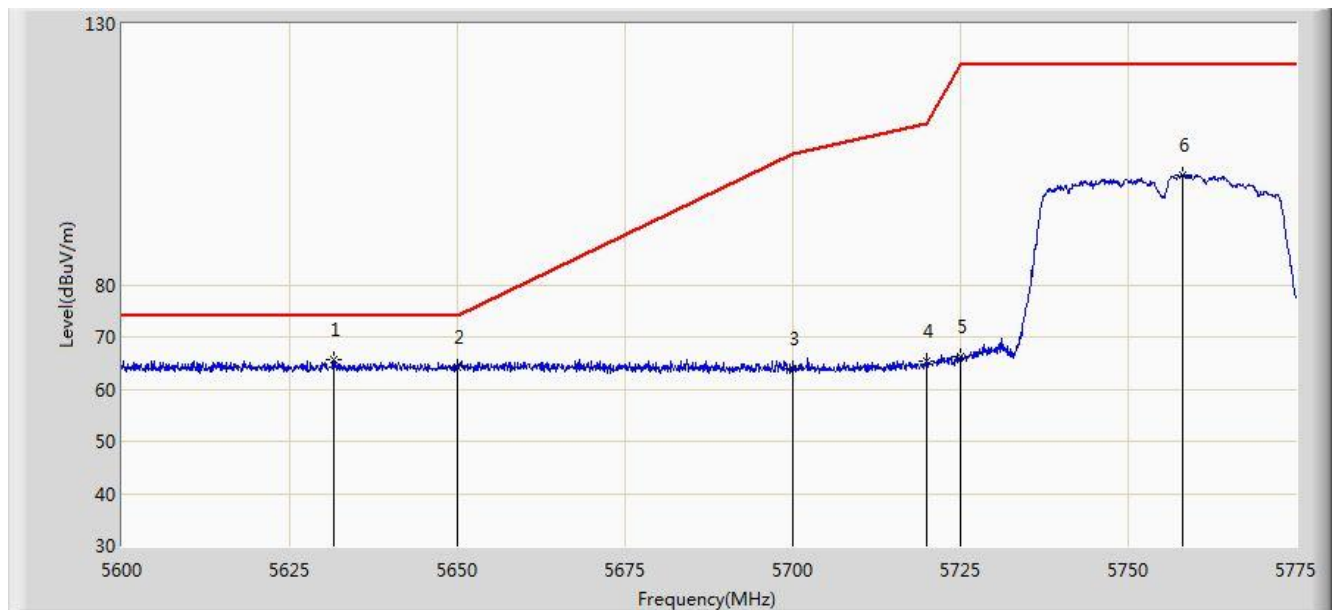


No	Flag	Mark	Frequency (MHz)	Measure Level (dBuV/m)	Reading Level (dBuV)	Margin (dB)	Limit (dBuV/m)	Factor (dB)	Type
1			5150.000	50.361	10.920	-3.639	54.000	39.442	AV
2		*	5187.700	86.065	46.715	N/A	N/A	39.350	AV

Note: Measure Level (dB μ V/m) = Reading Level (dB μ V) + Factor (dB)

Factor (dB) = Cable Loss (dB) + Antenna Factor (dB/m).

Site: AC1	Time: 2017/03/22 - 20:33
Limit: FCC_Part15.407_RE(3m)	Engineer: Kevin Ker
Probe: BBHA9120D_1GHz_18GHz	Polarity: Horizontal
EUT: Wi-Fi AP 4x4 OD small omni antenna US	Power: AC 120V/60Hz
Test Mode: Transmit by 802.11ac-VHT40 at channel 5755MHz Ant 2	

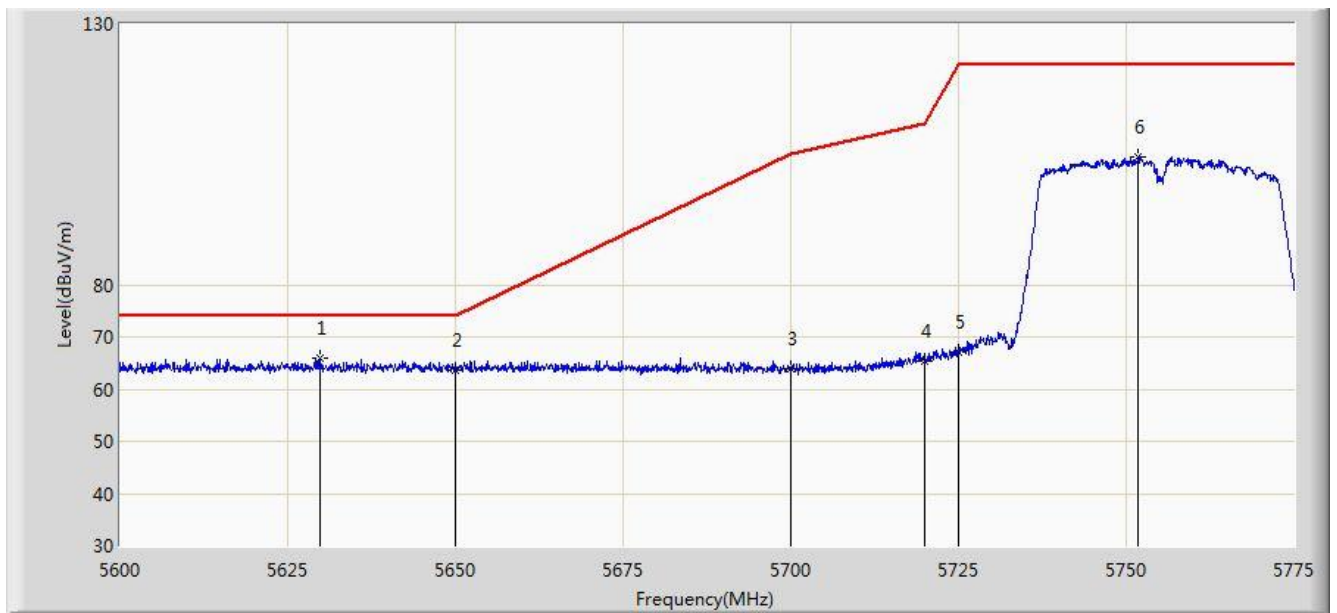


No	Flag	Mark	Frequency (MHz)	Measure Level (dBuV/m)	Reading Level (dBuV)	Margin (dB)	Limit (dBuV/m)	Factor (dB)	Type
1		*	5631.587	65.784	25.892	-8.216	74.000	39.893	PK
2			5650.000	64.096	24.167	-9.904	74.000	39.929	PK
3			5700.000	63.983	23.926	-41.217	105.200	40.057	PK
4			5720.000	65.447	25.306	-45.353	110.800	40.141	PK
5			5725.000	66.119	25.955	-56.081	122.200	40.164	PK
6			5758.200	101.140	60.831	N/A	N/A	40.308	PK

Note: Measure Level (dB μ V/m) = Reading Level (dB μ V) + Factor (dB)

Factor (dB) = Cable Loss (dB) + Antenna Factor (dB/m).

Site: AC1	Time: 2017/03/22 - 20:35
Limit: FCC_Part15.407_RE(3m)	Engineer: Kevin Ker
Probe: BBHA9120D_1GHz_18GHz	Polarity: Vertical
EUT: Wi-Fi AP 4x4 OD small omni antenna US	Power: AC 120V/60Hz
Test Mode: Transmit by 802.11ac-VHT40 at channel 5755MHz Ant 2	

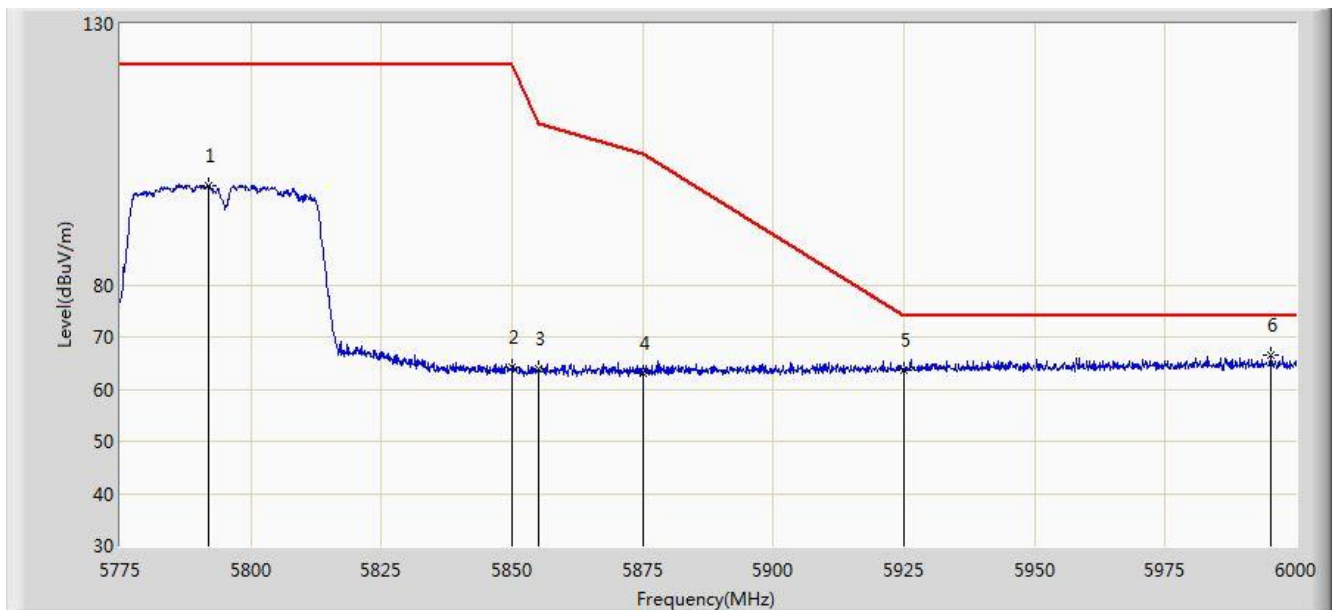


No	Flag	Mark	Frequency (MHz)	Measure Level (dBuV/m)	Reading Level (dBuV)	Margin (dB)	Limit (dBuV/m)	Factor (dB)	Type
1		*	5629.925	65.817	25.928	-8.183	74.000	39.889	PK
2			5650.000	63.653	23.724	-10.347	74.000	39.929	PK
3			5700.000	63.846	23.789	-41.354	105.200	40.057	PK
4			5720.000	65.270	25.129	-45.530	110.800	40.141	PK
5			5725.000	67.088	26.924	-55.112	122.200	40.164	PK
6			5751.812	104.422	64.139	N/A	N/A	40.283	PK

Note: Measure Level (dB μ V/m) = Reading Level (dB μ V) + Factor (dB)

Factor (dB) = Cable Loss (dB) + Antenna Factor (dB/m).

Site: AC1	Time: 2017/03/22 - 20:36
Limit: FCC_Part15.407_RE(3m)	Engineer: Kevin Ker
Probe: BBHA9120D_1GHz_18GHz	Polarity: Horizontal
EUT: Wi-Fi AP 4x4 OD small omni antenna US	Power: AC 120V/60Hz
Test Mode: Transmit by 802.11ac-VHT40 at channel 5795MHz Ant 2	

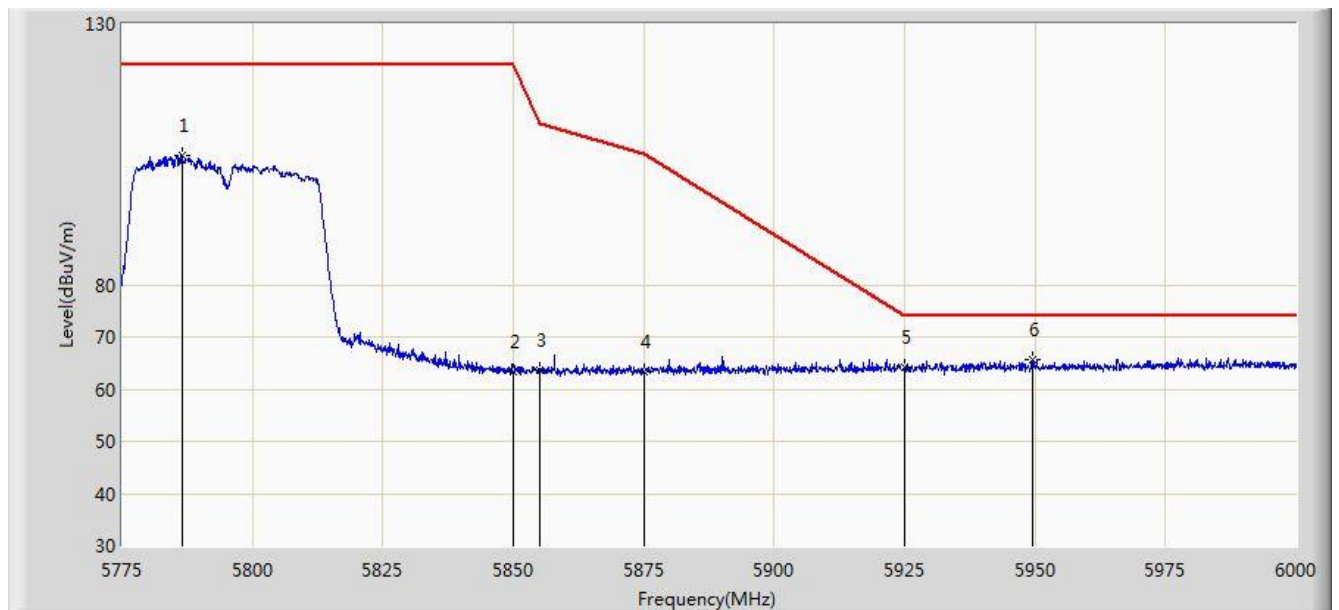


No	Flag	Mark	Frequency (MHz)	Measure Level (dBuV/m)	Reading Level (dBuV)	Margin (dB)	Limit (dBuV/m)	Factor (dB)	Type
1			5791.987	99.101	58.668	N/A	N/A	40.433	PK
2			5850.000	64.231	23.565	-57.969	122.200	40.666	PK
3			5855.000	63.970	23.292	-46.830	110.800	40.678	PK
4			5875.000	63.123	22.403	-42.077	105.200	40.720	PK
5			5925.000	63.649	22.857	-10.351	74.000	40.792	PK
6		*	5995.275	66.511	25.673	-7.489	74.000	40.838	PK

Note: Measure Level (dB μ V/m) = Reading Level (dB μ V) + Factor (dB)

Factor (dB) = Cable Loss (dB) + Antenna Factor (dB/m).

Site: AC1	Time: 2017/03/22 - 20:37
Limit: FCC_Part15.407_RE(3m)	Engineer: Kevin Ker
Probe: BBHA9120D_1GHz_18GHz	Polarity: Vertical
EUT: Wi-Fi AP 4x4 OD small omni antenna US	Power: AC 120V/60Hz
Test Mode: Transmit by 802.11ac-VHT40 at channel 5795MHz Ant 2	

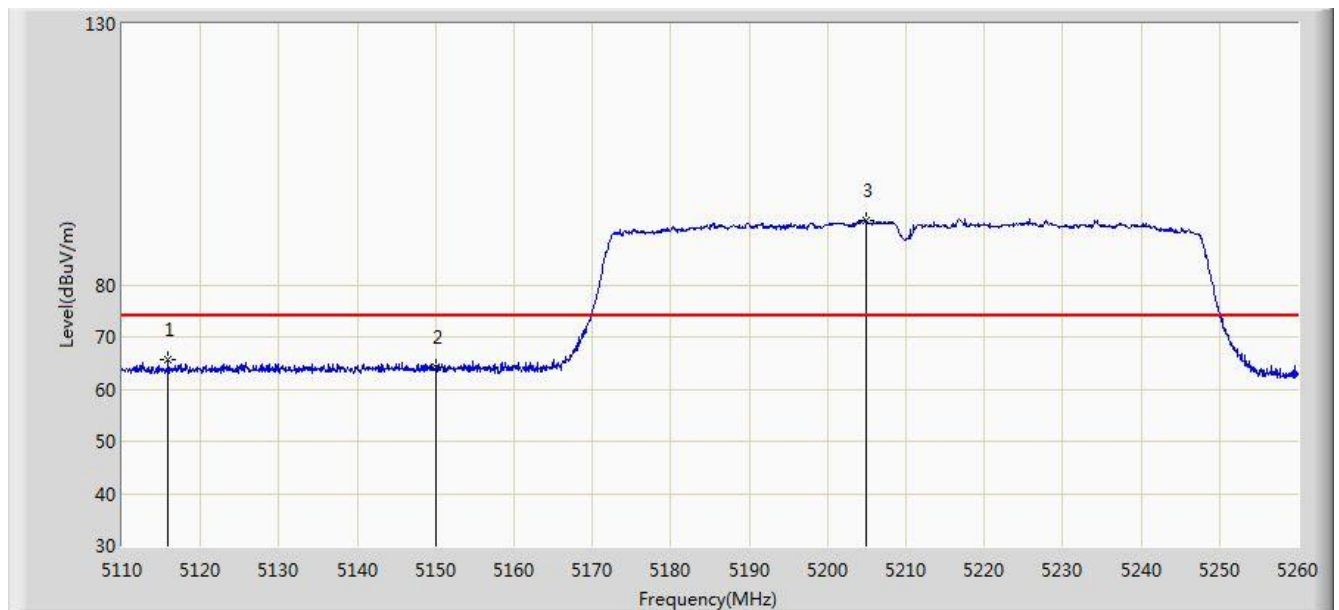


No	Flag	Mark	Frequency (MHz)	Measure Level (dBuV/m)	Reading Level (dBuV)	Margin (dB)	Limit (dBuV/m)	Factor (dB)	Type
1			5786.587	104.846	64.432	N/A	N/A	40.414	PK
2			5850.000	63.226	22.560	-58.974	122.200	40.666	PK
3			5855.000	63.649	22.971	-47.151	110.800	40.678	PK
4			5875.000	63.197	22.477	-42.003	105.200	40.720	PK
5			5925.000	64.085	23.293	-9.915	74.000	40.792	PK
6		*	5949.600	65.624	24.808	-8.376	74.000	40.816	PK

Note: Measure Level (dBuV/m) = Reading Level (dBuV) + Factor (dB)

Factor (dB) = Cable Loss (dB) + Antenna Factor (dB/m).

Site: AC1	Time: 2017/03/22 - 20:38
Limit: FCC_Part15.209_RE(3m)	Engineer: Kevin Ker
Probe: BBHA9120D_1GHz_18GHz	Polarity: Horizontal
EUT: Wi-Fi AP 4x4 OD small omni antenna US	Power: AC 120V/60Hz
Test Mode: Transmit by 802.11ac-VHT80 at channel 5210MHz Ant 2	

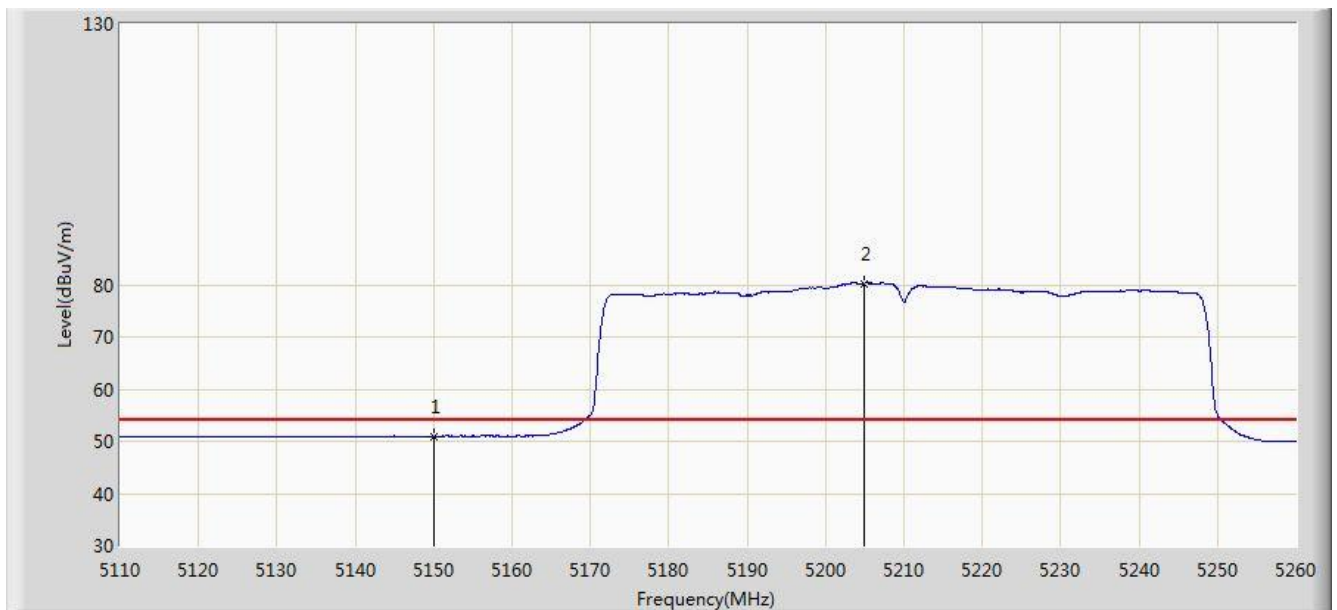


No	Flag	Mark	Frequency (MHz)	Measure Level (dBuV/m)	Reading Level (dBuV)	Margin (dB)	Limit (dBuV/m)	Factor (dB)	Type
1			5115.850	65.737	26.292	-8.263	74.000	39.444	PK
2			5150.000	64.126	24.685	-9.874	74.000	39.442	PK
3		*	5204.875	92.358	53.050	N/A	N/A	39.307	PK

Note: Measure Level (dB μ V/m) = Reading Level (dB μ V) + Factor (dB)

Factor (dB) = Cable Loss (dB) + Antenna Factor (dB/m).

Site: AC1	Time: 2017/03/22 - 20:41
Limit: FCC_Part15.209_RE(3m)	Engineer: Kevin Ker
Probe: BBHA9120D_1GHz_18GHz	Polarity: Horizontal
EUT: Wi-Fi AP 4x4 OD small omni antenna US	Power: AC 120V/60Hz
Test Mode: Transmit by 802.11ac-VHT80 at channel 5210MHz Ant 2	

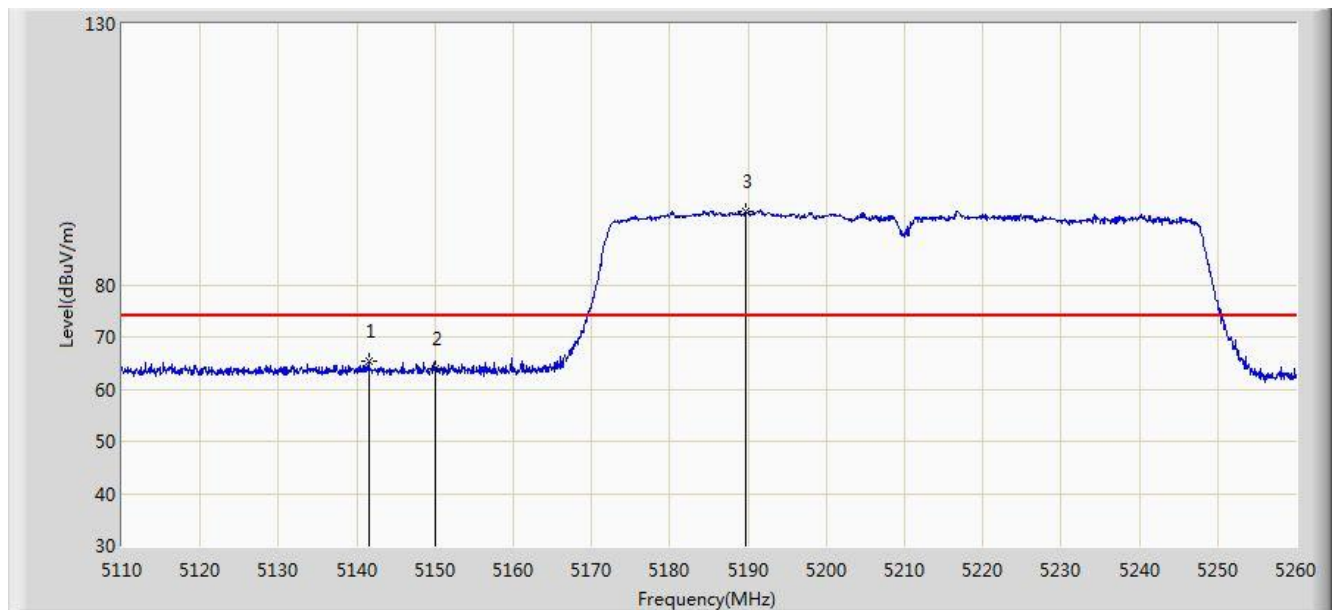


No	Flag	Mark	Frequency (MHz)	Measure Level (dBuV/m)	Reading Level (dBuV)	Margin (dB)	Limit (dBuV/m)	Factor (dB)	Type
1			5150.000	50.952	11.511	-3.048	54.000	39.442	AV
2		*	5204.875	80.264	40.956	N/A	N/A	39.307	AV

Note: Measure Level (dB μ V/m) = Reading Level (dB μ V) + Factor (dB)

Factor (dB) = Cable Loss (dB) + Antenna Factor (dB/m).

Site: AC1	Time: 2017/03/22 - 20:41
Limit: FCC_Part15.209_RE(3m)	Engineer: Kevin Ker
Probe: BBHA9120D_1GHz_18GHz	Polarity: Vertical
EUT: Wi-Fi AP 4x4 OD small omni antenna US	Power: AC 120V/60Hz
Test Mode: Transmit by 802.11ac-VHT80 at channel 5210MHz Ant 2	

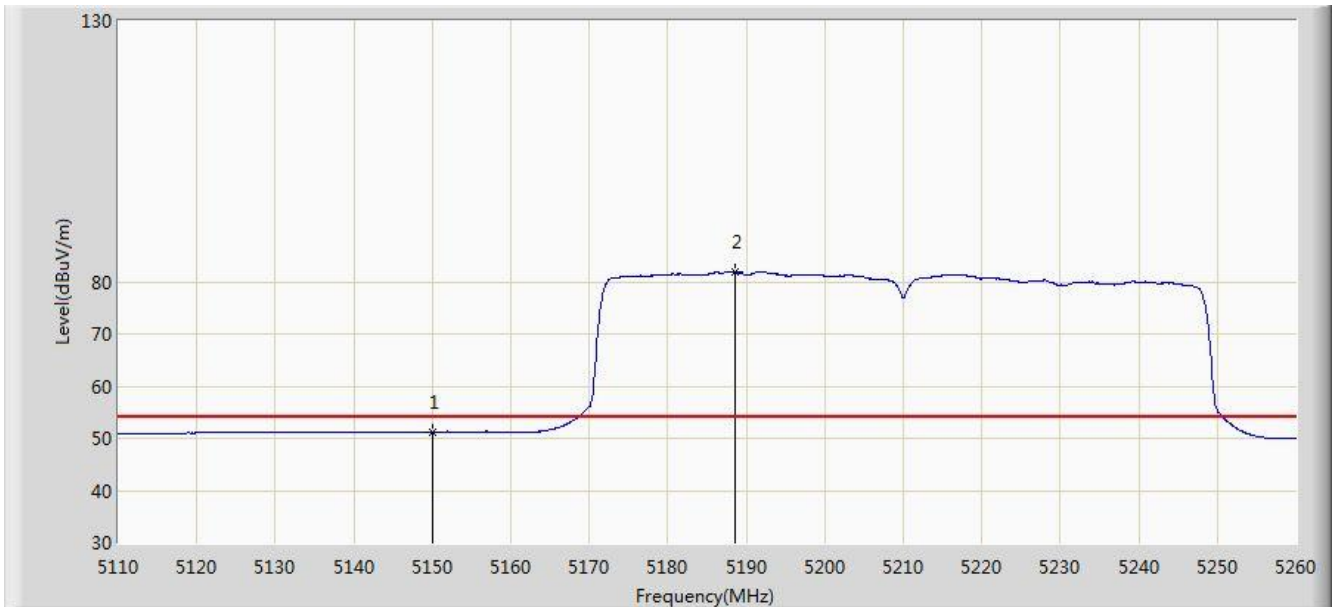


No	Flag	Mark	Frequency (MHz)	Measure Level (dBuV/m)	Reading Level (dBuV)	Margin (dB)	Limit (dBuV/m)	Factor (dB)	Type
1			5141.500	65.258	25.812	-8.742	74.000	39.446	PK
2			5150.000	64.036	24.595	-9.964	74.000	39.442	PK
3		*	5189.725	94.157	54.813	N/A	N/A	39.345	PK

Note: Measure Level (dB μ V/m) = Reading Level (dB μ V) + Factor (dB)

Factor (dB) = Cable Loss (dB) + Antenna Factor (dB/m).

Site: AC1	Time: 2017/03/22 - 20:42
Limit: FCC_Part15.209_RE(3m)	Engineer: Kevin Ker
Probe: BBHA9120D_1GHz_18GHz	Polarity: Vertical
EUT: Wi-Fi AP 4x4 OD small omni antenna US	Power: AC 120V/60Hz
Test Mode: Transmit by 802.11ac-VHT80 at channel 5210MHz Ant 2	

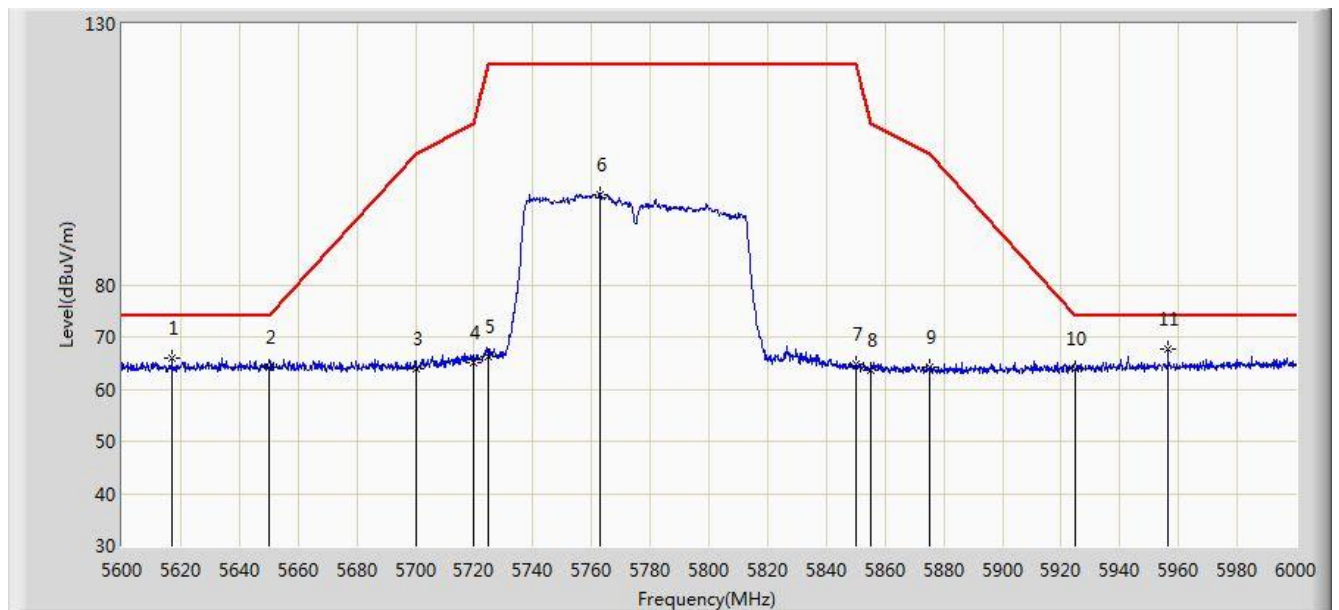


No	Flag	Mark	Frequency (MHz)	Measure Level (dBuV/m)	Reading Level (dBuV)	Margin (dB)	Limit (dBuV/m)	Factor (dB)	Type
1			5150.000	51.222	11.781	-2.778	54.000	39.442	AV
2		*	5188.525	81.846	42.498	N/A	N/A	39.348	AV

Note: Measure Level (dB μ V/m) = Reading Level (dB μ V) + Factor (dB)

Factor (dB) = Cable Loss (dB) + Antenna Factor (dB/m).

Site: AC1	Time: 2017/03/22 - 21:13
Limit: FCC_Part15.407_RE(3m)	Engineer: Kevin Ker
Probe: BBHA9120D_1GHz_18GHz	Polarity: Horizontal
EUT: Wi-Fi AP 4x4 OD small omni antenna US	Power: AC 120V/60Hz
Test Mode: Transmit by 802.11ac-VHT80 at channel 5775MHz Ant 2	

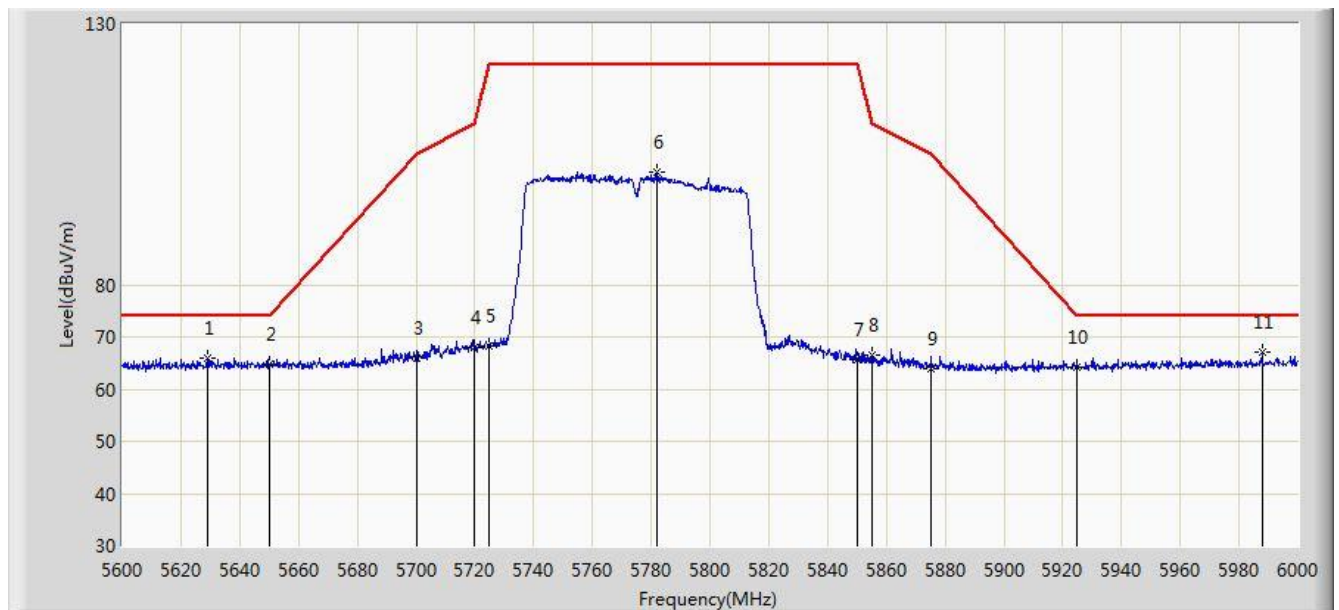


No	Flag	Mark	Frequency (MHz)	Measure Level (dBuV/m)	Reading Level (dBuV)	Margin (dB)	Limit (dBuV/m)	Factor (dB)	Type
1			5617.000	65.910	26.045	-8.090	74.000	39.865	PK
2			5650.000	64.154	24.225	-9.846	74.000	39.929	PK
3			5700.000	63.887	23.830	-41.313	105.200	40.057	PK
4			5720.000	65.076	24.935	-45.724	110.800	40.141	PK
5			5725.000	66.296	26.132	-55.904	122.200	40.164	PK
6			5762.800	97.242	56.916	N/A	N/A	40.326	PK
7			5850.000	64.750	24.084	-57.450	122.200	40.666	PK
8			5855.000	63.702	23.024	-47.098	110.800	40.678	PK
9			5875.000	64.243	23.523	-40.957	105.200	40.720	PK
10			5925.000	63.998	23.206	-10.002	74.000	40.792	PK
11		*	5956.400	67.634	26.814	-6.366	74.000	40.820	PK

Note: Measure Level (dBμV/m) = Reading Level (dBμV) + Factor (dB)

Factor (dB) = Cable Loss (dB) + Antenna Factor (dB/m).

Site: AC1	Time: 2017/03/22 - 21:15
Limit: FCC_Part15.407_RE(3m)	Engineer: Kevin Ker
Probe: BBHA9120D_1GHz_18GHz	Polarity: Vertical
EUT: Wi-Fi AP 4x4 OD small omni antenna US	Power: AC 120V/60Hz
Test Mode: Transmit by 802.11ac-VHT80 at channel 5775MHz Ant 2	

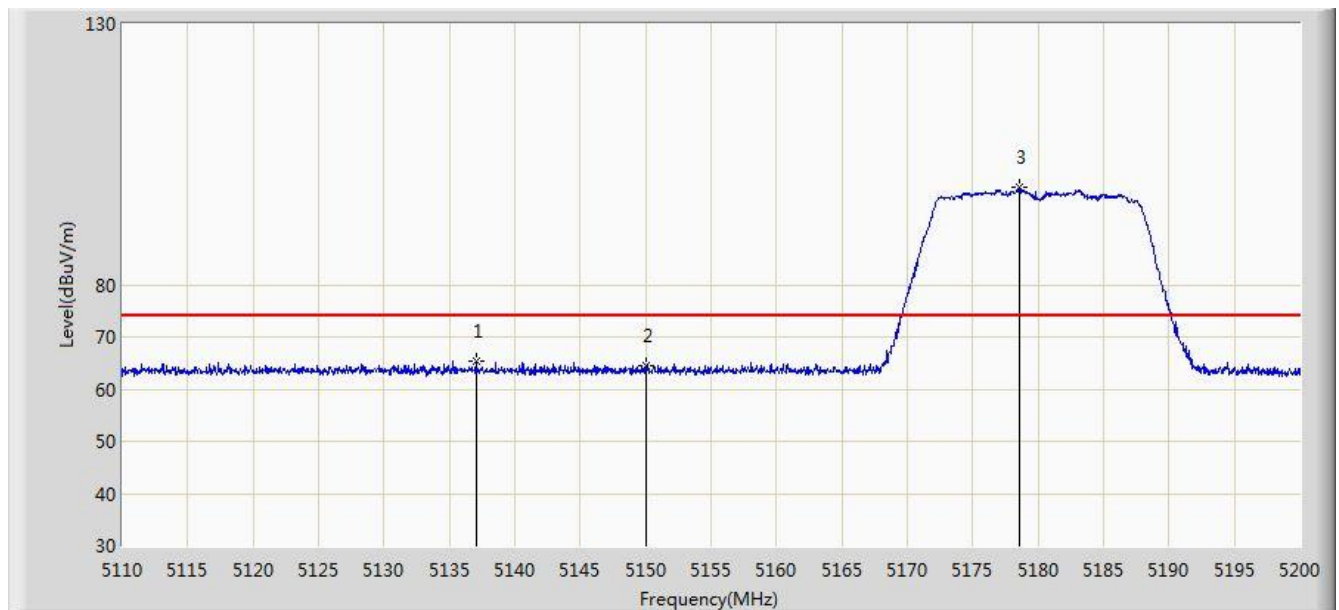


No	Flag	Mark	Frequency (MHz)	Measure Level (dBuV/m)	Reading Level (dBuV)	Margin (dB)	Limit (dBuV/m)	Factor (dB)	Type
1			5629.000	65.909	26.021	-8.091	74.000	39.888	PK
2			5650.000	64.891	24.962	-9.109	74.000	39.929	PK
3			5700.000	65.810	25.753	-39.390	105.200	40.057	PK
4			5720.000	67.850	27.709	-42.950	110.800	40.141	PK
5			5725.000	68.211	28.047	-53.989	122.200	40.164	PK
6			5781.800	101.661	61.265	N/A	N/A	40.396	PK
7			5850.000	65.734	25.068	-56.466	122.200	40.666	PK
8			5855.000	66.381	25.703	-44.419	110.800	40.678	PK
9			5875.000	63.927	23.207	-41.273	105.200	40.720	PK
10			5925.000	64.210	23.418	-9.790	74.000	40.792	PK
11		*	5987.800	67.005	26.170	-6.995	74.000	40.835	PK

Note: Measure Level (dBμV/m) = Reading Level (dBμV) + Factor (dB)

Factor (dB) = Cable Loss (dB) + Antenna Factor (dB/m).

Site: AC1	Time: 2017/03/22 - 21:17
Limit: FCC_Part15.209_RE(3m)	Engineer: Kevin Ker
Probe: BBHA9120D_1GHz_18GHz	Polarity: Horizontal
EUT: Wi-Fi AP 4x4 OD small omni antenna US	Power: AC 120V/60Hz
Test Mode: Transmit by 802.11a at channel 5180MHz Ant 3	

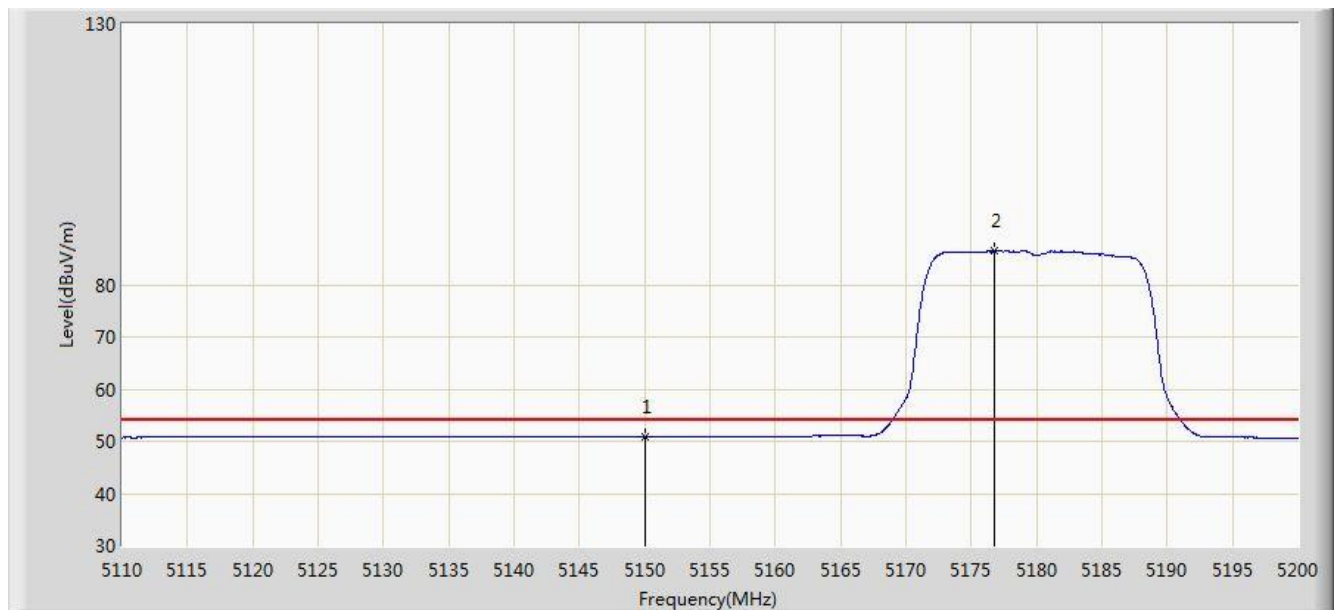


No	Flag	Mark	Frequency (MHz)	Measure Level (dBuV/m)	Reading Level (dBuV)	Margin (dB)	Limit (dBuV/m)	Factor (dB)	Type
1			5137.045	65.249	25.804	-8.751	74.000	39.445	PK
2			5150.000	64.439	24.998	-9.561	74.000	39.442	PK
3		*	5178.625	98.765	59.392	N/A	N/A	39.373	PK

Note: Measure Level (dB μ V/m) = Reading Level (dB μ V) + Factor (dB)

Factor (dB) = Cable Loss (dB) + Antenna Factor (dB/m).

Site: AC1	Time: 2017/03/22 - 21:20
Limit: FCC_Part15.209_RE(3m)	Engineer: Kevin Ker
Probe: BBHA9120D_1GHz_18GHz	Polarity: Horizontal
EUT: Wi-Fi AP 4x4 OD small omni antenna US	Power: AC 120V/60Hz
Test Mode: Transmit by 802.11a at channel 5180MHz Ant 3	

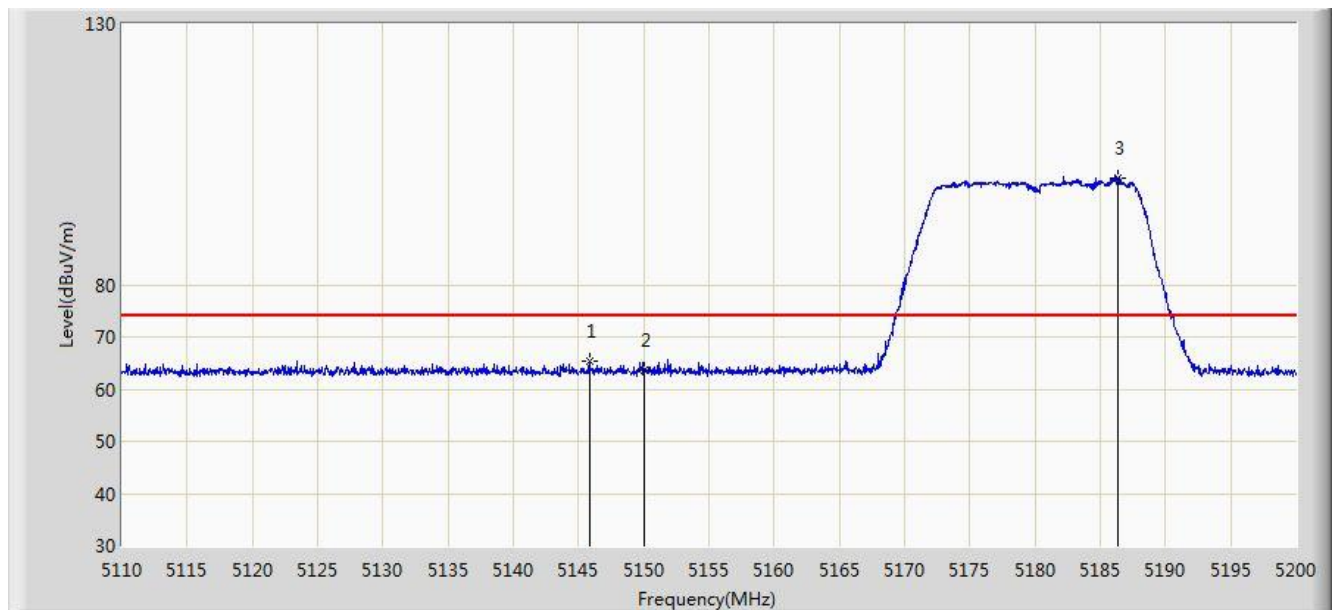


No	Flag	Mark	Frequency (MHz)	Measure Level (dBuV/m)	Reading Level (dBuV)	Margin (dB)	Limit (dBuV/m)	Factor (dB)	Type
1			5150.000	50.863	11.422	-3.137	54.000	39.442	AV
2		*	5176.735	86.424	47.047	N/A	N/A	39.378	AV

Note: Measure Level (dBuV/m) = Reading Level (dBuV) + Factor (dB)

Factor (dB) = Cable Loss (dB) + Antenna Factor (dB/m).

Site: AC1	Time: 2017/03/22 - 21:20
Limit: FCC_Part15.209_RE(3m)	Engineer: Kevin Ker
Probe: BBHA9120D_1GHz_18GHz	Polarity: Vertical
EUT: Wi-Fi AP 4x4 OD small omni antenna US	Power: AC 120V/60Hz
Test Mode: Transmit by 802.11a at channel 5180MHz Ant 3	

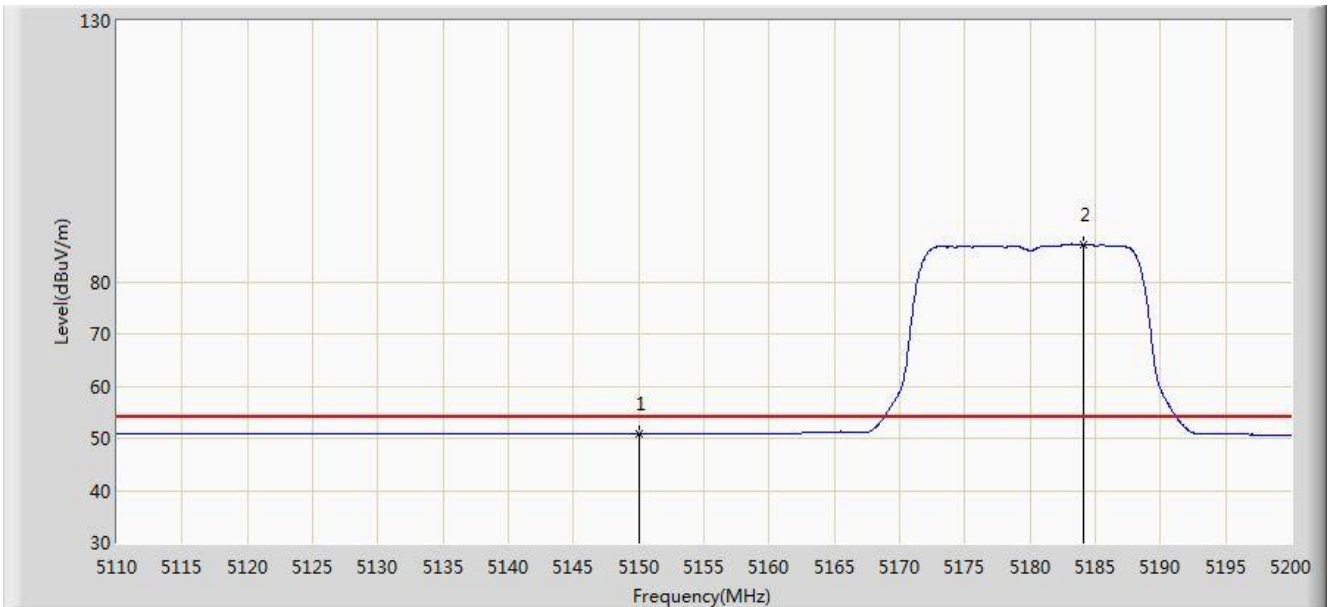


No	Flag	Mark	Frequency (MHz)	Measure Level (dBuV/m)	Reading Level (dBuV)	Margin (dB)	Limit (dBuV/m)	Factor (dB)	Type
1			5145.820	65.375	25.929	-8.625	74.000	39.446	PK
2			5150.000	63.586	24.145	-10.414	74.000	39.442	PK
3		*	5186.365	100.417	61.064	N/A	N/A	39.353	PK

Note: Measure Level (dB μ V/m) = Reading Level (dB μ V) + Factor (dB)

Factor (dB) = Cable Loss (dB) + Antenna Factor (dB/m).

Site: AC1	Time: 2017/03/22 - 21:21
Limit: FCC_Part15.209_RE(3m)	Engineer: Kevin Ker
Probe: BBHA9120D_1GHz_18GHz	Polarity: Vertical
EUT: Wi-Fi AP 4x4 OD small omni antenna US	Power: AC 120V/60Hz
Test Mode: Transmit by 802.11a at channel 5180MHz Ant 3	

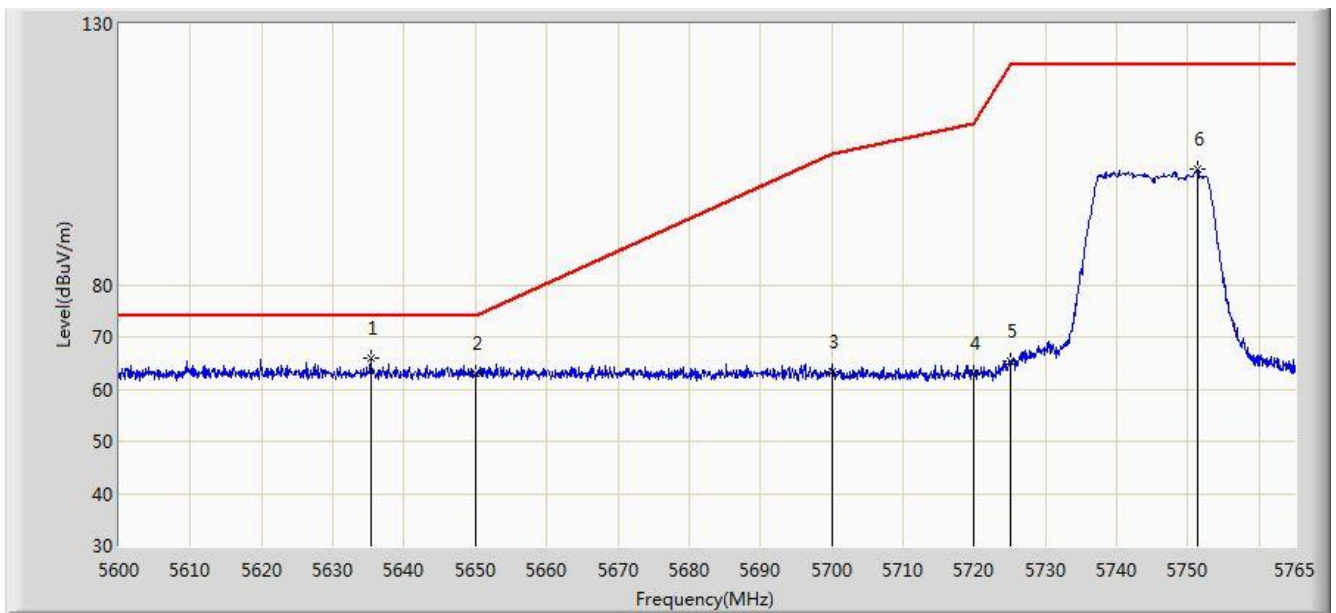


No	Flag	Mark	Frequency (MHz)	Measure Level (dBuV/m)	Reading Level (dBuV)	Margin (dB)	Limit (dBuV/m)	Factor (dB)	Type
1			5150.000	50.887	11.446	-3.113	54.000	39.442	AV
2		*	5184.115	87.100	47.741	N/A	N/A	39.359	AV

Note: Measure Level (dB μ V/m) = Reading Level (dB μ V) + Factor (dB)

Factor (dB) = Cable Loss (dB) + Antenna Factor (dB/m).

Site: AC1	Time: 2017/03/22 - 21:46
Limit: FCC_Part15.407_RE(3m)	Engineer: Kevin Ker
Probe: BBHA9120D_1GHz_18GHz	Polarity: Horizontal
EUT: Wi-Fi AP 4x4 OD small omni antenna US	Power: AC 120V/60Hz
Test Mode: Transmit by 802.11a at channel 5745MHz Ant 3	

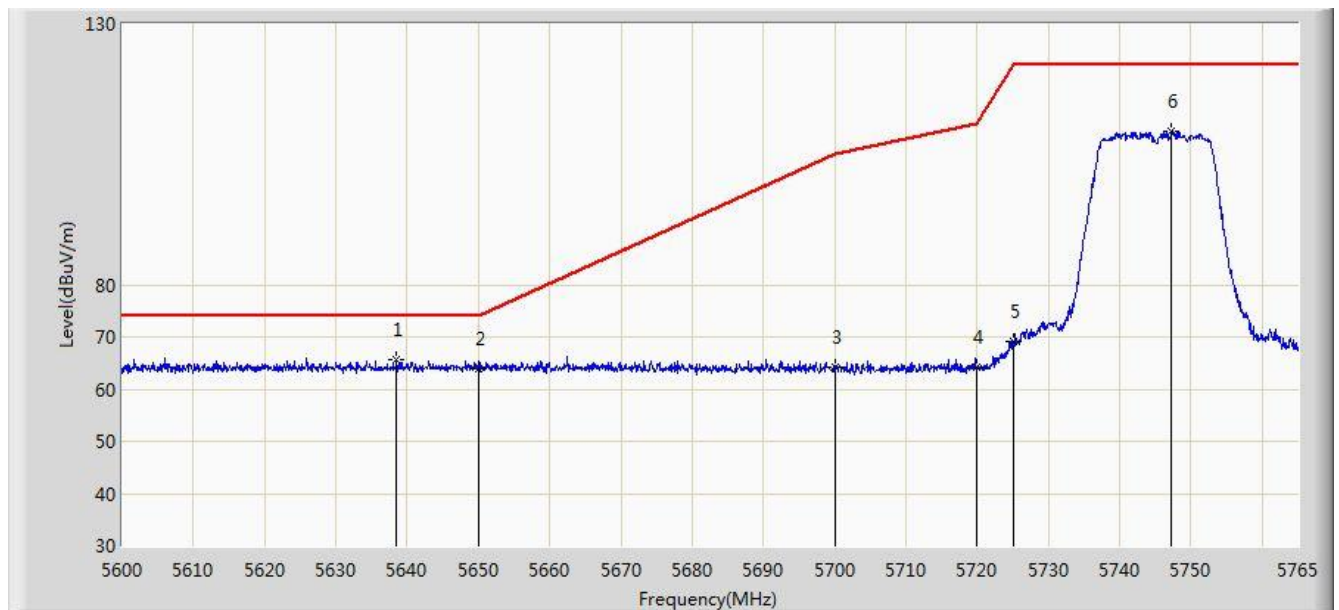


No	Flag	Mark	Frequency (MHz)	Measure Level (dBuV/m)	Reading Level (dBuV)	Margin (dB)	Limit (dBuV/m)	Factor (dB)	Type
1		*	5635.310	65.800	25.901	-8.200	74.000	39.899	PK
2			5650.000	62.959	23.030	-11.041	74.000	39.929	PK
3			5700.000	63.364	23.307	-41.836	105.200	40.057	PK
4			5720.000	62.941	22.800	-47.859	110.800	40.141	PK
5			5725.000	65.347	25.183	-56.853	122.200	40.164	PK
6			5751.388	102.163	61.882	N/A	N/A	40.281	PK

Note: Measure Level (dBuV/m) = Reading Level (dBuV) + Factor (dB)

Factor (dB) = Cable Loss (dB) + Antenna Factor (dB/m).

Site: AC1	Time: 2017/03/22 - 21:48
Limit: FCC_Part15.407_RE(3m)	Engineer: Kevin Ker
Probe: BBHA9120D_1GHz_18GHz	Polarity: Vertical
EUT: Wi-Fi AP 4x4 OD small omni antenna US	Power: AC 120V/60Hz
Test Mode: Transmit by 802.11a at channel 5745MHz Ant 3	

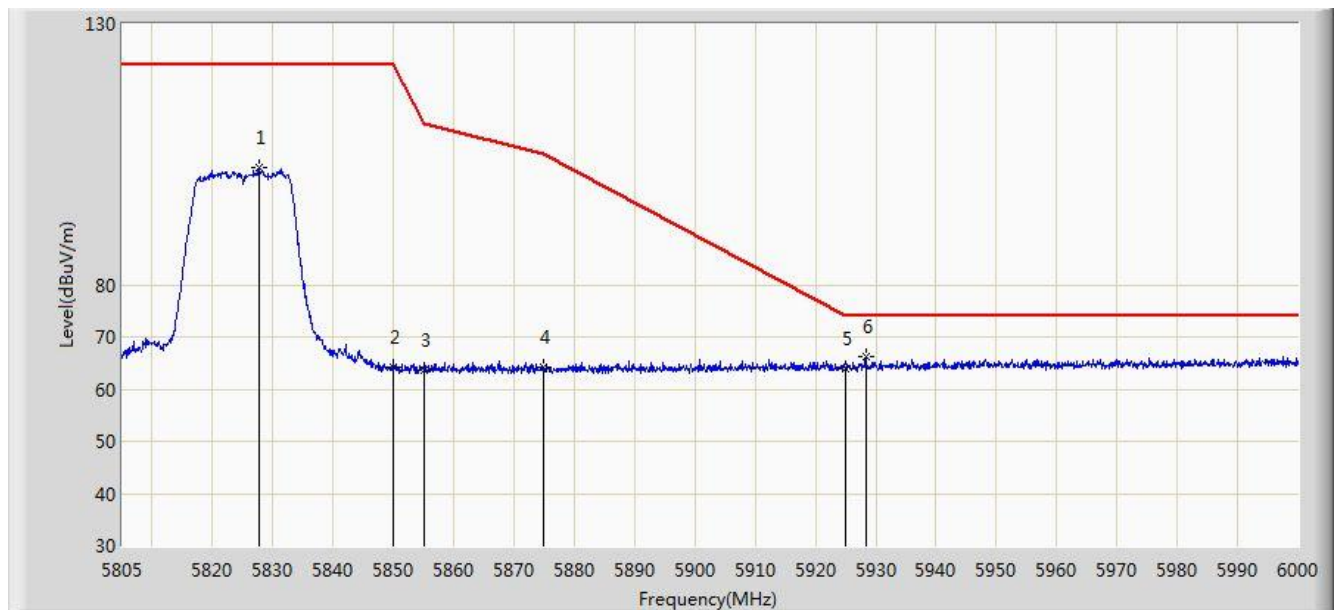


No	Flag	Mark	Frequency (MHz)	Measure Level (dBuV/m)	Reading Level (dBuV)	Margin (dB)	Limit (dBuV/m)	Factor (dB)	Type
1		*	5638.527	65.579	25.674	-8.421	74.000	39.906	PK
2			5650.000	63.856	23.927	-10.144	74.000	39.929	PK
3			5700.000	64.098	24.041	-41.102	105.200	40.057	PK
4			5720.000	64.153	24.012	-46.647	110.800	40.141	PK
5			5725.000	69.151	28.987	-53.049	122.200	40.164	PK
6			5747.263	109.401	69.137	N/A	N/A	40.264	PK

Note: Measure Level (dB μ V/m) = Reading Level (dB μ V) + Factor (dB)

Factor (dB) = Cable Loss (dB) + Antenna Factor (dB/m).

Site: AC1	Time: 2017/03/22 - 21:49
Limit: FCC_Part15.407_RE(3m)	Engineer: Kevin Ker
Probe: BBHA9120D_1GHz_18GHz	Polarity: Horizontal
EUT: Wi-Fi AP 4x4 OD small omni antenna US	Power: AC 120V/60Hz
Test Mode: Transmit by 802.11a at channel 5825MHz Ant 3	

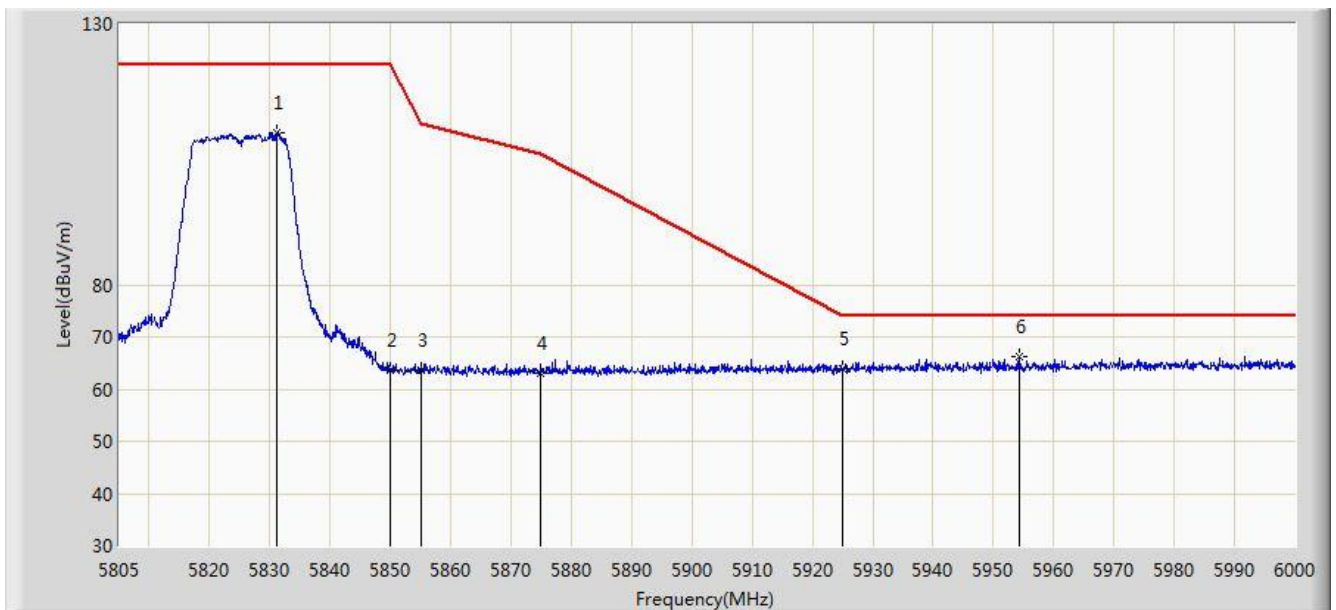


No	Flag	Mark	Frequency (MHz)	Measure Level (dBuV/m)	Reading Level (dBuV)	Margin (dB)	Limit (dBuV/m)	Factor (dB)	Type
1			5827.620	102.530	61.951	N/A	N/A	40.579	PK
2			5850.000	64.284	23.618	-57.916	122.200	40.666	PK
3			5855.000	63.563	22.885	-47.237	110.800	40.678	PK
4			5875.000	64.122	23.402	-41.078	105.200	40.720	PK
5			5925.000	64.017	23.225	-9.983	74.000	40.792	PK
6		*	5928.337	66.161	25.366	-7.839	74.000	40.796	PK

Note: Measure Level (dB μ V/m) = Reading Level (dB μ V) + Factor (dB)

Factor (dB) = Cable Loss (dB) + Antenna Factor (dB/m).

Site: AC1	Time: 2017/03/22 - 21:51
Limit: FCC_Part15.407_RE(3m)	Engineer: Kevin Ker
Probe: BBHA9120D_1GHz_18GHz	Polarity: Vertical
EUT: Wi-Fi AP 4x4 OD small omni antenna US	Power: AC 120V/60Hz
Test Mode: Transmit by 802.11a at channel 5825MHz Ant 3	

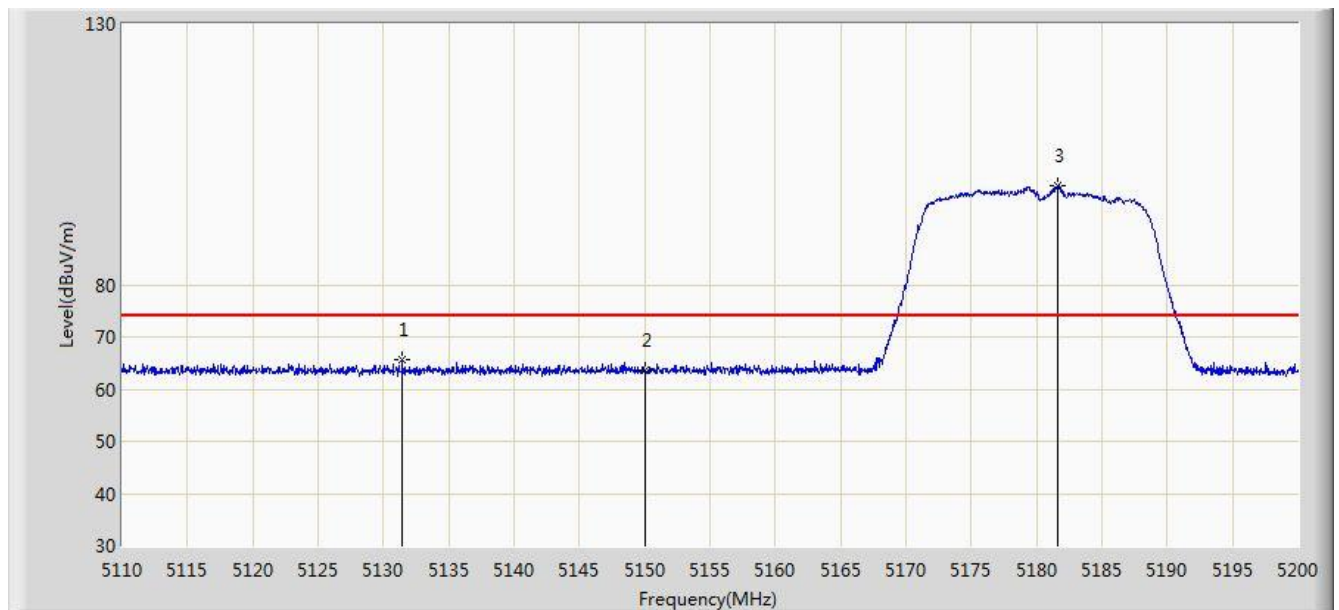


No	Flag	Mark	Frequency (MHz)	Measure Level (dBuV/m)	Reading Level (dBuV)	Margin (dB)	Limit (dBuV/m)	Factor (dB)	Type
1			5831.033	109.102	68.508	N/A	N/A	40.593	PK
2			5850.000	63.623	22.957	-58.577	122.200	40.666	PK
3			5855.000	63.615	22.937	-47.185	110.800	40.678	PK
4			5875.000	62.992	22.272	-42.208	105.200	40.720	PK
5			5925.000	63.851	23.059	-10.149	74.000	40.792	PK
6		*	5954.370	66.274	25.455	-7.726	74.000	40.819	PK

Note: Measure Level (dBuV/m) = Reading Level (dBuV) + Factor (dB)

Factor (dB) = Cable Loss (dB) + Antenna Factor (dB/m).

Site: AC1	Time: 2017/03/22 - 21:53
Limit: FCC_Part15.209_RE(3m)	Engineer: Kevin Ker
Probe: BBHA9120D_1GHz_18GHz	Polarity: Horizontal
EUT: Wi-Fi AP 4x4 OD small omni antenna US	Power: AC 120V/60Hz
Test Mode: Transmit by 802.11n-HT20 at channel 5180MHz Ant 3	

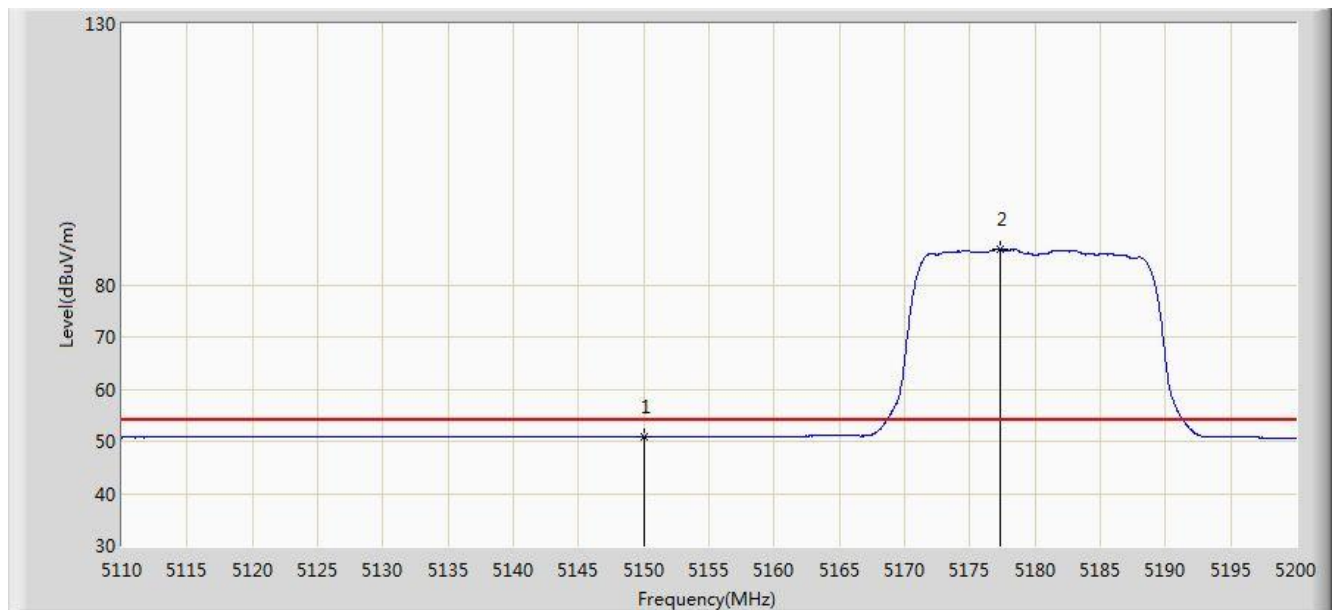


No	Flag	Mark	Frequency (MHz)	Measure Level (dBuV/m)	Reading Level (dBuV)	Margin (dB)	Limit (dBuV/m)	Factor (dB)	Type
1			5131.420	65.709	26.264	-8.291	74.000	39.445	PK
2			5150.000	63.616	24.175	-10.384	74.000	39.442	PK
3		*	5181.595	99.043	59.678	N/A	N/A	39.365	PK

Note: Measure Level (dB μ V/m) = Reading Level (dB μ V) + Factor (dB)

Factor (dB) = Cable Loss (dB) + Antenna Factor (dB/m).

Site: AC1	Time: 2017/03/22 - 21:54
Limit: FCC_Part15.209_RE(3m)	Engineer: Kevin Ker
Probe: BBHA9120D_1GHz_18GHz	Polarity: Horizontal
EUT: Wi-Fi AP 4x4 OD small omni antenna US	Power: AC 120V/60Hz
Test Mode: Transmit by 802.11n-HT20 at channel 5180MHz Ant 3	

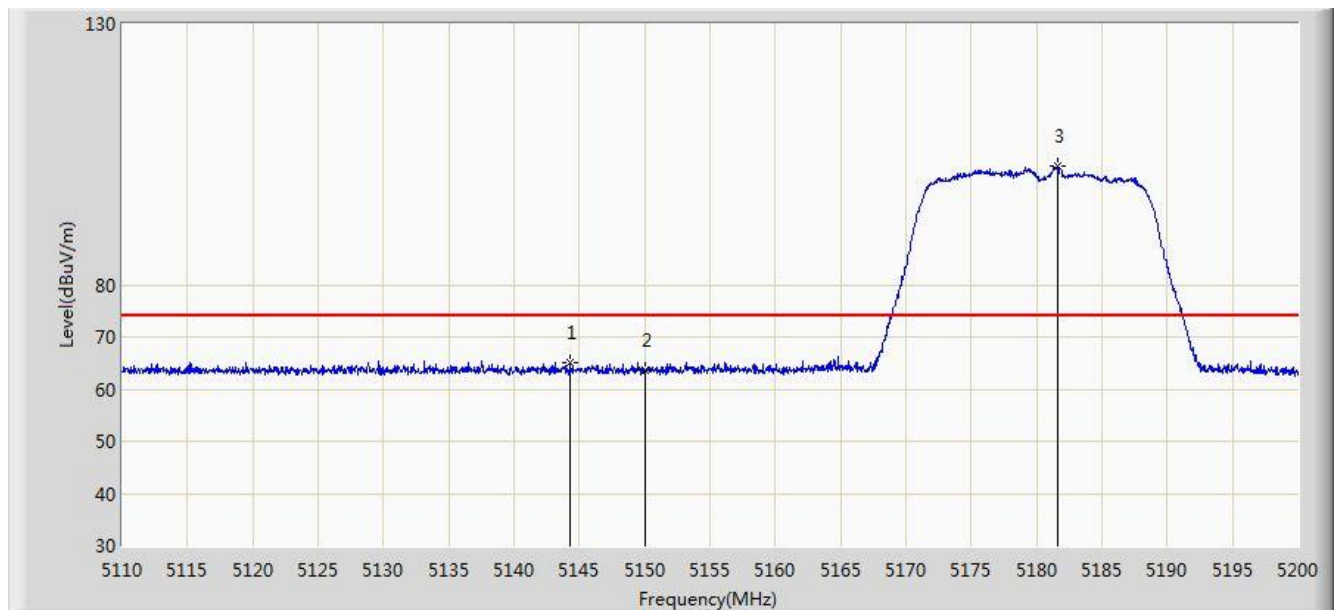


No	Flag	Mark	Frequency (MHz)	Measure Level (dBuV/m)	Reading Level (dBuV)	Margin (dB)	Limit (dBuV/m)	Factor (dB)	Type
1			5150.000	50.843	11.402	-3.157	54.000	39.442	AV
2		*	5177.275	86.759	47.383	N/A	N/A	39.376	AV

Note: Measure Level (dBuV/m) = Reading Level (dBuV) + Factor (dB)

Factor (dB) = Cable Loss (dB) + Antenna Factor (dB/m).

Site: AC1	Time: 2017/03/22 - 21:55
Limit: FCC_Part15.209_RE(3m)	Engineer: Kevin Ker
Probe: BBHA9120D_1GHz_18GHz	Polarity: Vertical
EUT: Wi-Fi AP 4x4 OD small omni antenna US	Power: AC 120V/60Hz
Test Mode: Transmit by 802.11n-HT20 at channel 5180MHz Ant 3	

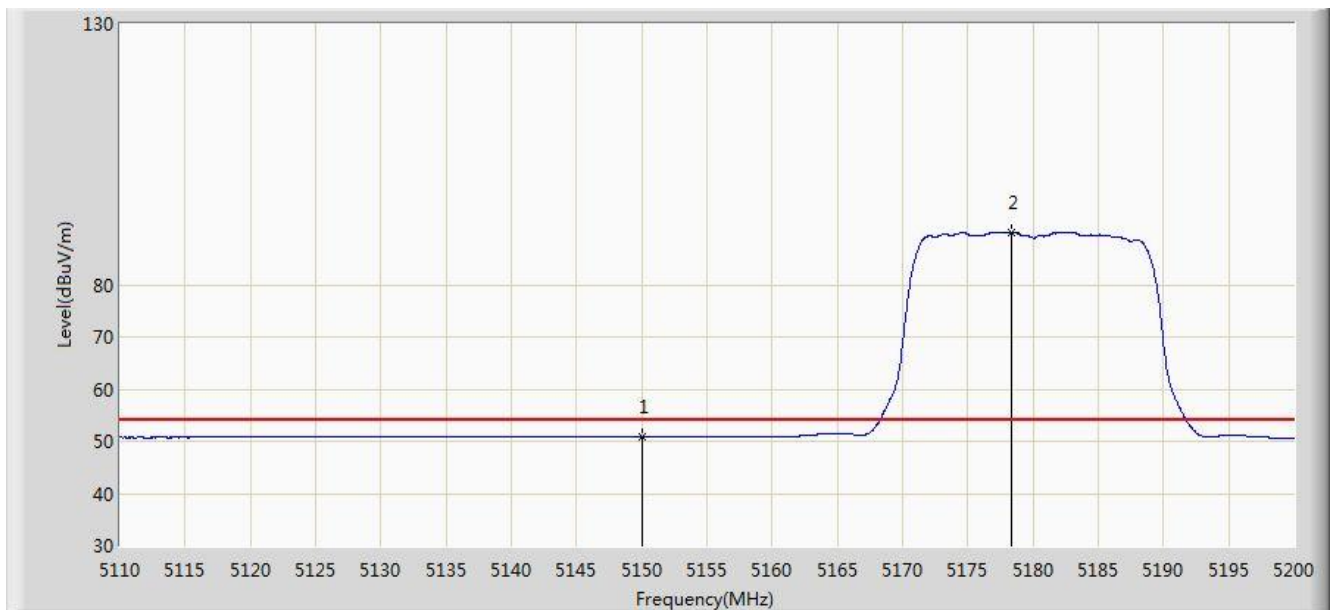


No	Flag	Mark	Frequency (MHz)	Measure Level (dBuV/m)	Reading Level (dBuV)	Margin (dB)	Limit (dBuV/m)	Factor (dB)	Type
1			5144.290	64.961	25.515	-9.039	74.000	39.446	PK
2			5150.000	63.603	24.162	-10.397	74.000	39.442	PK
3		*	5181.595	102.684	63.319	N/A	N/A	39.365	PK

Note: Measure Level (dB μ V/m) = Reading Level (dB μ V) + Factor (dB)

Factor (dB) = Cable Loss (dB) + Antenna Factor (dB/m).

Site: AC1	Time: 2017/03/22 - 21:57
Limit: FCC_Part15.209_RE(3m)	Engineer: Kevin Ker
Probe: BBHA9120D_1GHz_18GHz	Polarity: Vertical
EUT: Wi-Fi AP 4x4 OD small omni antenna US	Power: AC 120V/60Hz
Test Mode: Transmit by 802.11n-HT20 at channel 5180MHz Ant 3	

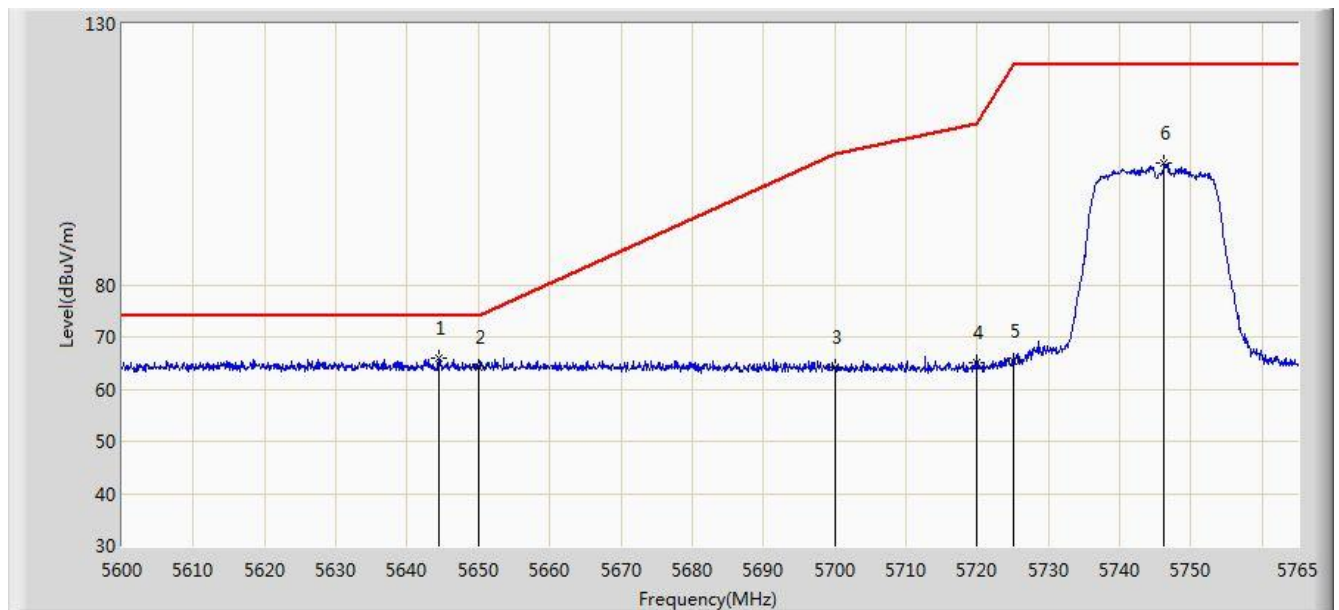


No	Flag	Mark	Frequency (MHz)	Measure Level (dBuV/m)	Reading Level (dBuV)	Margin (dB)	Limit (dBuV/m)	Factor (dB)	Type
1			5150.000	50.879	11.438	-3.121	54.000	39.442	AV
2		*	5178.400	90.106	50.733	N/A	N/A	39.373	AV

Note: Measure Level (dBuV/m) = Reading Level (dBuV) + Factor (dB)

Factor (dB) = Cable Loss (dB) + Antenna Factor (dB/m).

Site: AC1	Time: 2017/03/22 - 22:09
Limit: FCC_Part15.407_RE(3m)	Engineer: Kevin Ker
Probe: BBHA9120D_1GHz_18GHz	Polarity: Horizontal
EUT: Wi-Fi AP 4x4 OD small omni antenna US	Power: AC 120V/60Hz
Test Mode: Transmit by 802.11n-HT20 at channel 5745MHz Ant 3	

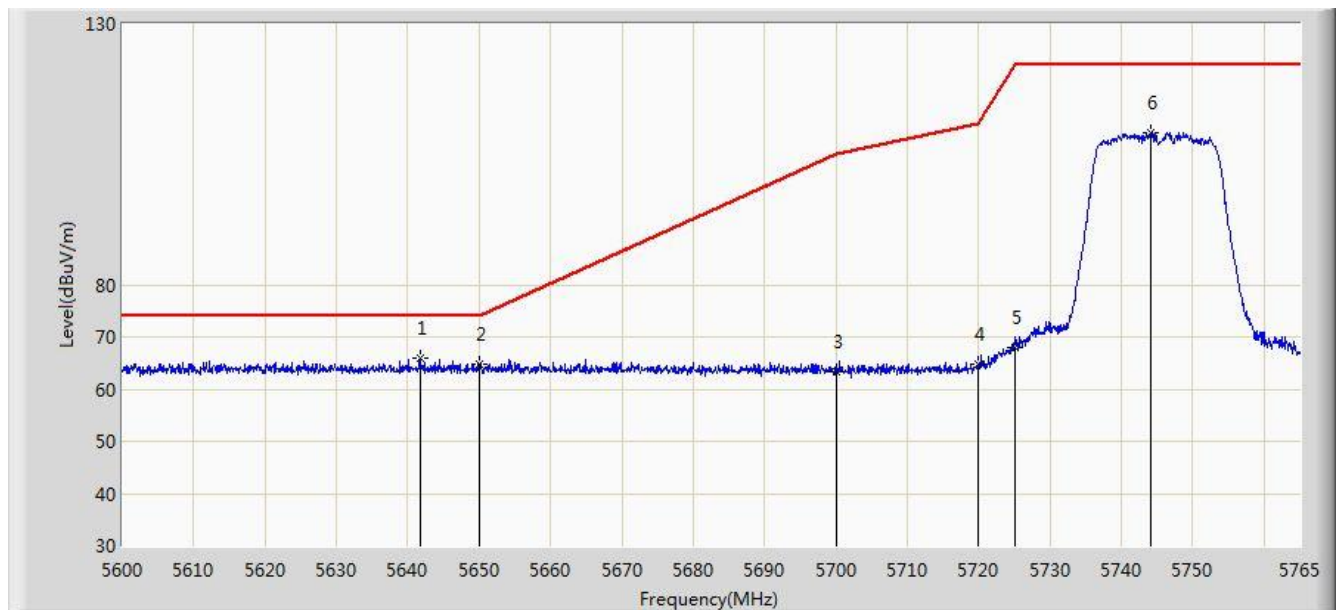


No	Flag	Mark	Frequency (MHz)	Measure Level (dBuV/m)	Reading Level (dBuV)	Margin (dB)	Limit (dBuV/m)	Factor (dB)	Type
1		*	5644.385	65.910	25.993	-8.090	74.000	39.917	PK
2			5650.000	64.196	24.267	-9.804	74.000	39.929	PK
3			5700.000	64.215	24.158	-40.985	105.200	40.057	PK
4			5720.000	65.079	24.938	-45.721	110.800	40.141	PK
5			5725.000	65.422	25.258	-56.778	122.200	40.164	PK
6			5746.272	103.264	63.004	N/A	N/A	40.261	PK

Note: Measure Level (dB μ V/m) = Reading Level (dB μ V) + Factor (dB)

Factor (dB) = Cable Loss (dB) + Antenna Factor (dB/m).

Site: AC1	Time: 2017/03/22 - 22:11
Limit: FCC_Part15.407_RE(3m)	Engineer: Kevin Ker
Probe: BBHA9120D_1GHz_18GHz	Polarity: Vertical
EUT: Wi-Fi AP 4x4 OD small omni antenna US	Power: AC 120V/60Hz
Test Mode: Transmit by 802.11n-HT20 at channel 5745MHz Ant 3	

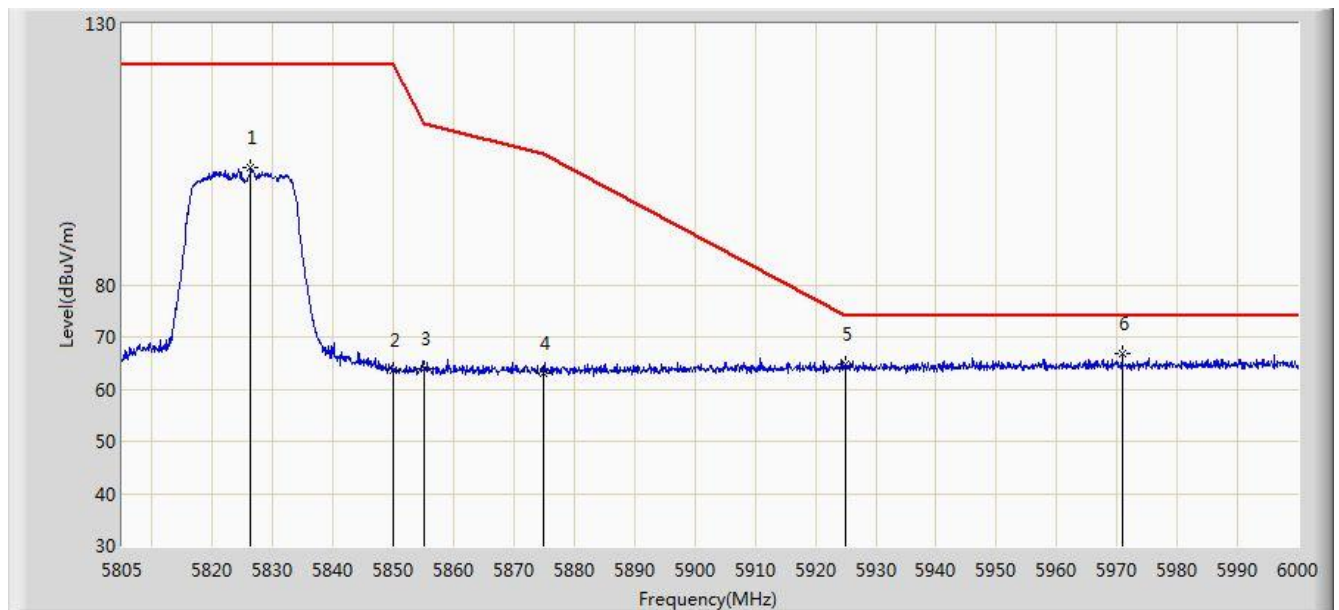


No	Flag	Mark	Frequency (MHz)	Measure Level (dBuV/m)	Reading Level (dBuV)	Margin (dB)	Limit (dBuV/m)	Factor (dB)	Type
1		*	5641.745	65.995	26.084	-8.005	74.000	39.911	PK
2			5650.000	64.904	24.975	-9.096	74.000	39.929	PK
3			5700.000	63.456	23.399	-41.744	105.200	40.057	PK
4			5720.000	64.776	24.635	-46.024	110.800	40.141	PK
5			5725.000	67.971	27.807	-54.229	122.200	40.164	PK
6			5744.045	109.261	69.010	N/A	N/A	40.251	PK

Note: Measure Level (dB μ V/m) = Reading Level (dB μ V) + Factor (dB)

Factor (dB) = Cable Loss (dB) + Antenna Factor (dB/m).

Site: AC1	Time: 2017/03/22 - 22:13
Limit: FCC_Part15.407_RE(3m)	Engineer: Kevin Ker
Probe: BBHA9120D_1GHz_18GHz	Polarity: Horizontal
EUT: Wi-Fi AP 4x4 OD small omni antenna US	Power: AC 120V/60Hz
Test Mode: Transmit by 802.11n-HT20 at channel 5825MHz Ant 3	

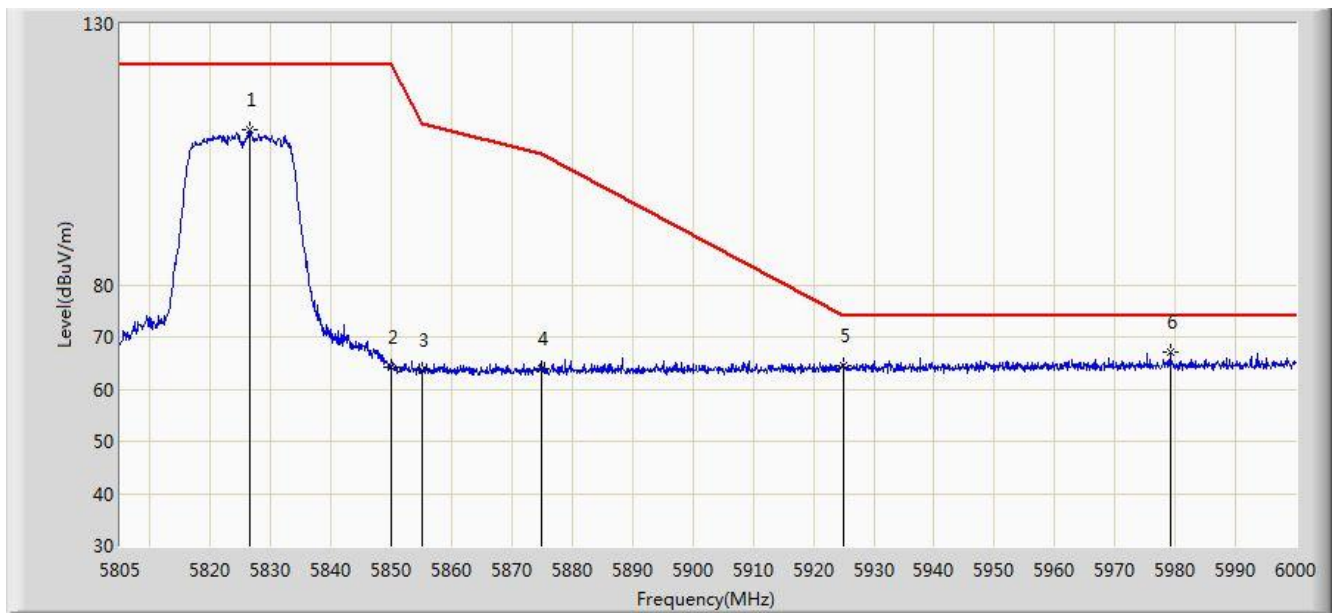


No	Flag	Mark	Frequency (MHz)	Measure Level (dBuV/m)	Reading Level (dBuV)	Margin (dB)	Limit (dBuV/m)	Factor (dB)	Type
1			5826.353	102.570	61.996	N/A	N/A	40.573	PK
2			5850.000	63.574	22.908	-58.626	122.200	40.666	PK
3			5855.000	64.037	23.359	-46.763	110.800	40.678	PK
4			5875.000	63.126	22.406	-42.074	105.200	40.720	PK
5			5925.000	64.686	23.894	-9.314	74.000	40.792	PK
6		*	5970.945	66.733	25.906	-7.267	74.000	40.828	PK

Note: Measure Level (dBuV/m) = Reading Level (dBuV) + Factor (dB)

Factor (dB) = Cable Loss (dB) + Antenna Factor (dB/m).

Site: AC1	Time: 2017/03/22 - 22:15
Limit: FCC_Part15.407_RE(3m)	Engineer: Kevin Ker
Probe: BBHA9120D_1GHz_18GHz	Polarity: Vertical
EUT: Wi-Fi AP 4x4 OD small omni antenna US	Power: AC 120V/60Hz
Test Mode: Transmit by 802.11n-HT20 at channel 5825MHz Ant 3	

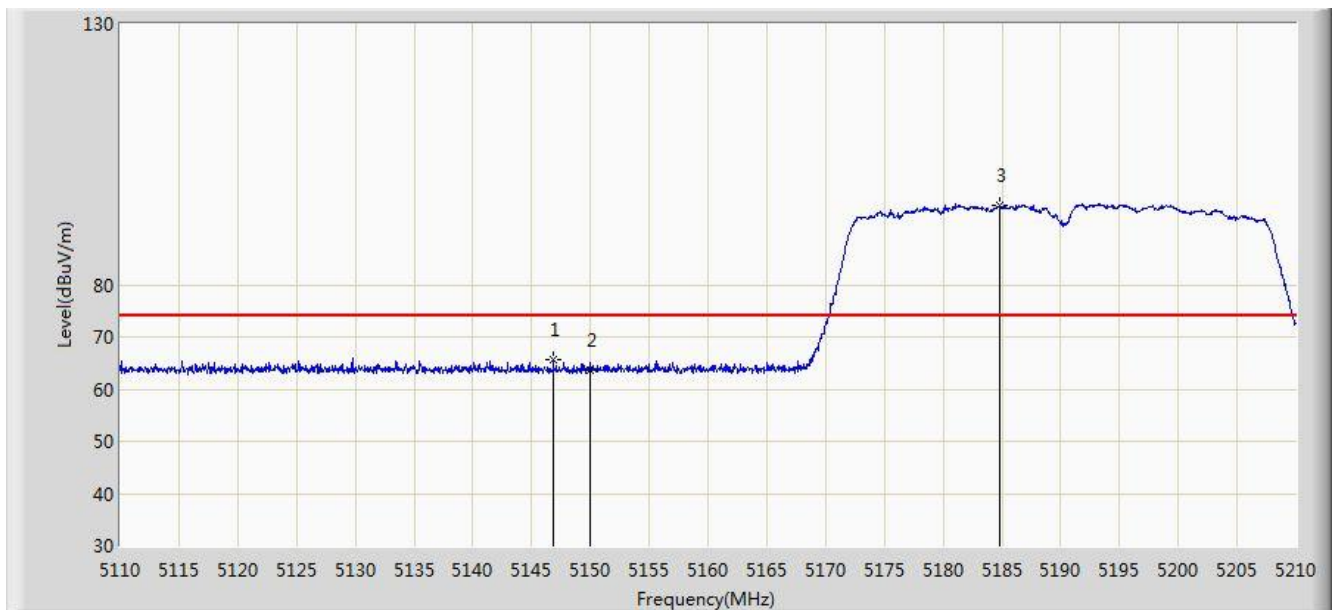


No	Flag	Mark	Frequency (MHz)	Measure Level (dBuV/m)	Reading Level (dBuV)	Margin (dB)	Limit (dBuV/m)	Factor (dB)	Type
1			5826.547	109.711	69.137	N/A	N/A	40.574	PK
2			5850.000	64.284	23.618	-57.916	122.200	40.666	PK
3			5855.000	63.482	22.804	-47.318	110.800	40.678	PK
4			5875.000	63.929	23.209	-41.271	105.200	40.720	PK
5			5925.000	64.456	23.664	-9.544	74.000	40.792	PK
6		*	5979.135	67.240	26.409	-6.760	74.000	40.832	PK

Note: Measure Level (dBuV/m) = Reading Level (dBuV) + Factor (dB)

Factor (dB) = Cable Loss (dB) + Antenna Factor (dB/m).

Site: AC1	Time: 2017/03/22 - 22:16
Limit: FCC_Part15.209_RE(3m)	Engineer: Kevin Ker
Probe: BBHA9120D_1GHz_18GHz	Polarity: Horizontal
EUT: Wi-Fi AP 4x4 OD small omni antenna US	Power: AC 120V/60Hz
Test Mode: Transmit by 802.11n-HT40 at channel 5190MHz Ant 3	

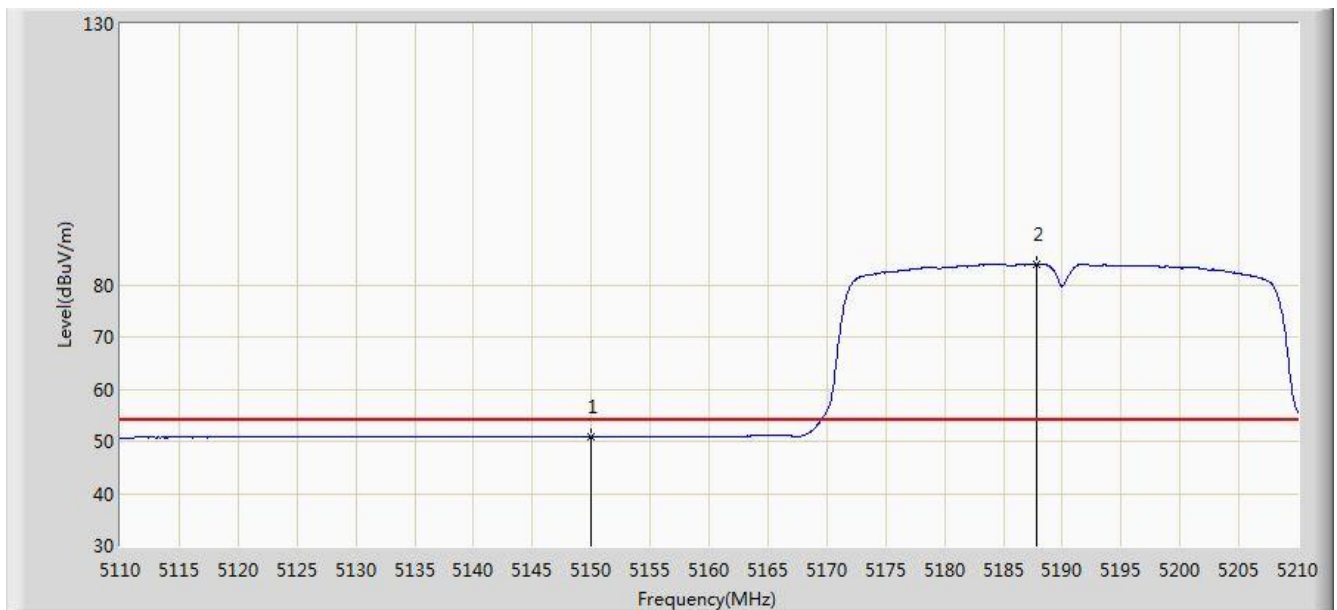


No	Flag	Mark	Frequency (MHz)	Measure Level (dBuV/m)	Reading Level (dBuV)	Margin (dB)	Limit (dBuV/m)	Factor (dB)	Type
1			5146.850	65.681	26.235	-8.319	74.000	39.446	PK
2			5150.000	63.726	24.285	-10.274	74.000	39.442	PK
3		*	5184.800	95.090	55.733	N/A	N/A	39.357	PK

Note: Measure Level (dB μ V/m) = Reading Level (dB μ V) + Factor (dB)

Factor (dB) = Cable Loss (dB) + Antenna Factor (dB/m).

Site: AC1	Time: 2017/03/22 - 22:19
Limit: FCC_Part15.209_RE(3m)	Engineer: Kevin Ker
Probe: BBHA9120D_1GHz_18GHz	Polarity: Horizontal
EUT: Wi-Fi AP 4x4 OD small omni antenna US	Power: AC 120V/60Hz
Test Mode: Transmit by 802.11n-HT40 at channel 5190MHz Ant 3	

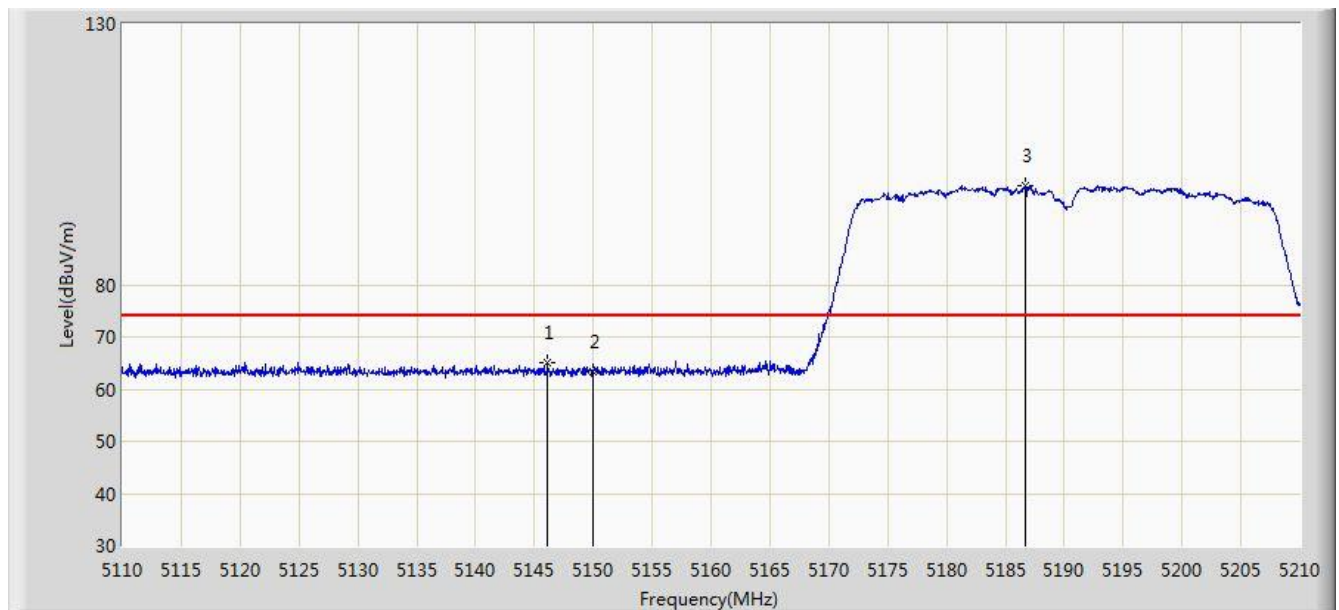


No	Flag	Mark	Frequency (MHz)	Measure Level (dBuV/m)	Reading Level (dBuV)	Margin (dB)	Limit (dBuV/m)	Factor (dB)	Type
1			5150.000	50.848	11.407	-3.152	54.000	39.442	AV
2		*	5187.850	84.004	44.655	N/A	N/A	39.349	AV

Note: Measure Level (dB μ V/m) = Reading Level (dB μ V) + Factor (dB)

Factor (dB) = Cable Loss (dB) + Antenna Factor (dB/m).

Site: AC1	Time: 2017/03/22 - 22:19
Limit: FCC_Part15.209_RE(3m)	Engineer: Kevin Ker
Probe: BBHA9120D_1GHz_18GHz	Polarity: Vertical
EUT: Wi-Fi AP 4x4 OD small omni antenna US	Power: AC 120V/60Hz
Test Mode: Transmit by 802.11n-HT40 at channel 5190MHz Ant 3	

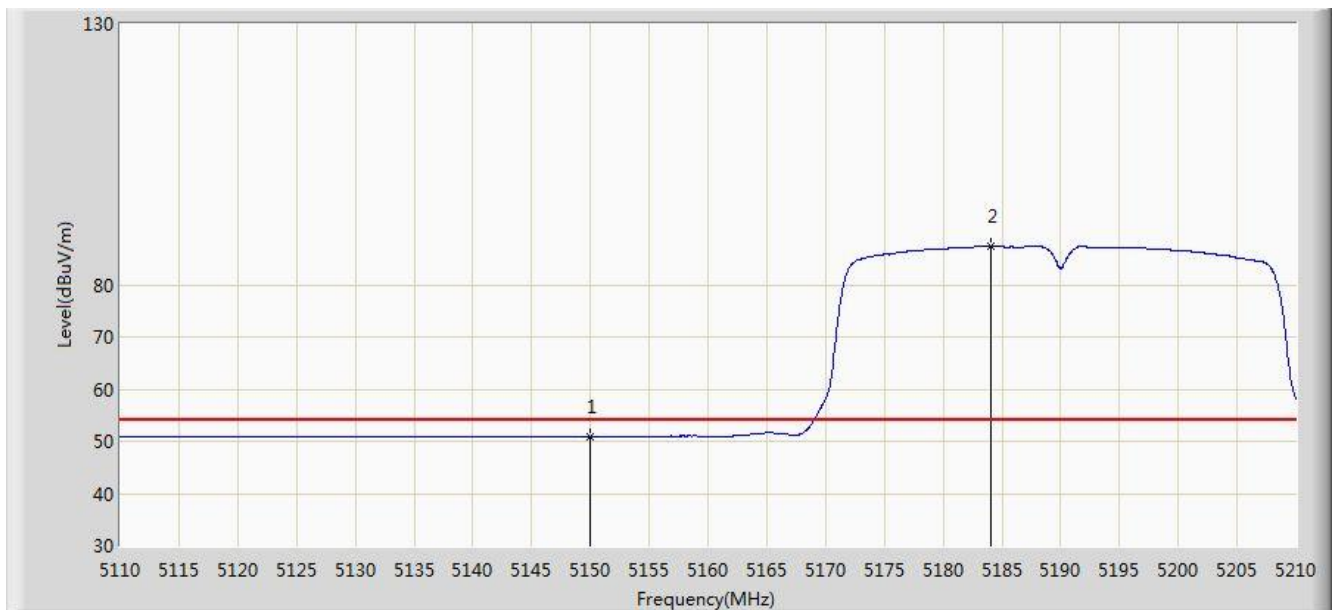


No	Flag	Mark	Frequency (MHz)	Measure Level (dBuV/m)	Reading Level (dBuV)	Margin (dB)	Limit (dBuV/m)	Factor (dB)	Type
1			5146.150	64.962	25.516	-9.038	74.000	39.445	PK
2			5150.000	63.291	23.850	-10.709	74.000	39.442	PK
3		*	5186.750	98.860	59.508	N/A	N/A	39.352	PK

Note: Measure Level (dB μ V/m) = Reading Level (dB μ V) + Factor (dB)

Factor (dB) = Cable Loss (dB) + Antenna Factor (dB/m).

Site: AC1	Time: 2017/03/22 - 22:20
Limit: FCC_Part15.209_RE(3m)	Engineer: Kevin Ker
Probe: BBHA9120D_1GHz_18GHz	Polarity: Vertical
EUT: Wi-Fi AP 4x4 OD small omni antenna US	Power: AC 120V/60Hz
Test Mode: Transmit by 802.11n-HT40 at channel 5190MHz Ant 3	

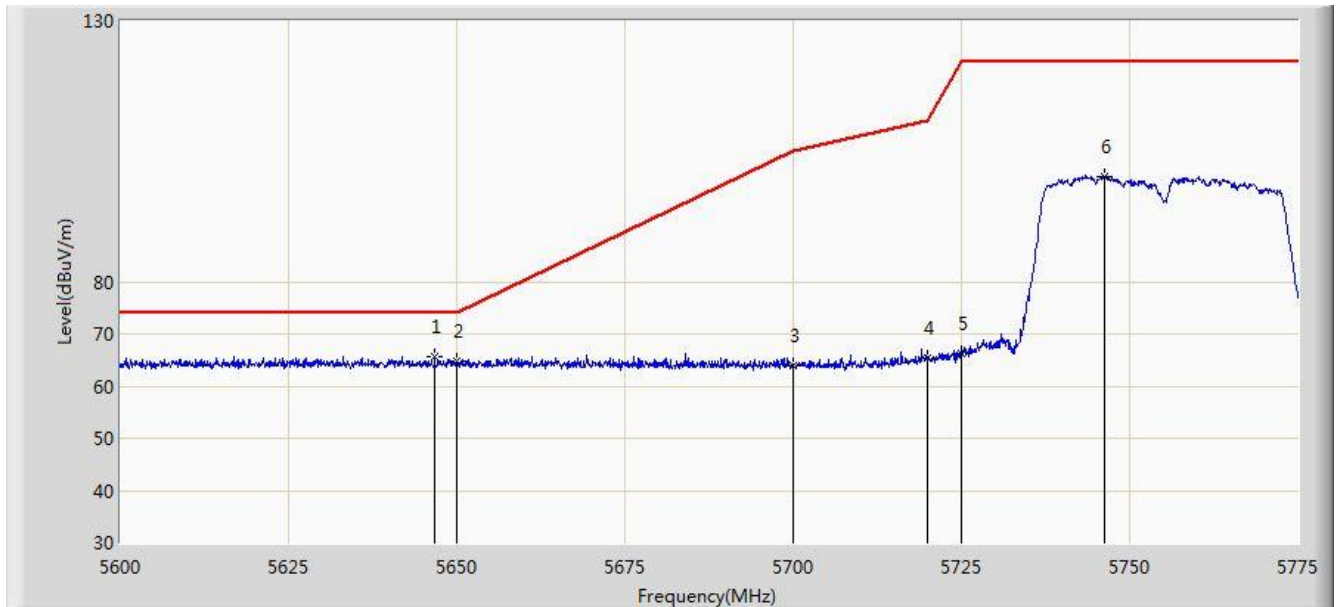


No	Flag	Mark	Frequency (MHz)	Measure Level (dBuV/m)	Reading Level (dBuV)	Margin (dB)	Limit (dBuV/m)	Factor (dB)	Type
1			5150.000	50.880	11.439	-3.120	54.000	39.442	AV
2		*	5184.000	87.375	48.016	N/A	N/A	39.359	AV

Note: Measure Level (dB μ V/m) = Reading Level (dB μ V) + Factor (dB)

Factor (dB) = Cable Loss (dB) + Antenna Factor (dB/m).

Site: AC1	Time: 2017/03/22 - 22:34
Limit: FCC_Part15.407_RE(3m)	Engineer: Kevin Ker
Probe: BBHA9120D_1GHz_18GHz	Polarity: Horizontal
EUT: Wi-Fi AP 4x4 OD small omni antenna US	Power: AC 120V/60Hz
Test Mode: Transmit by 802.11n-HT40 at channel 5755MHz Ant 3	

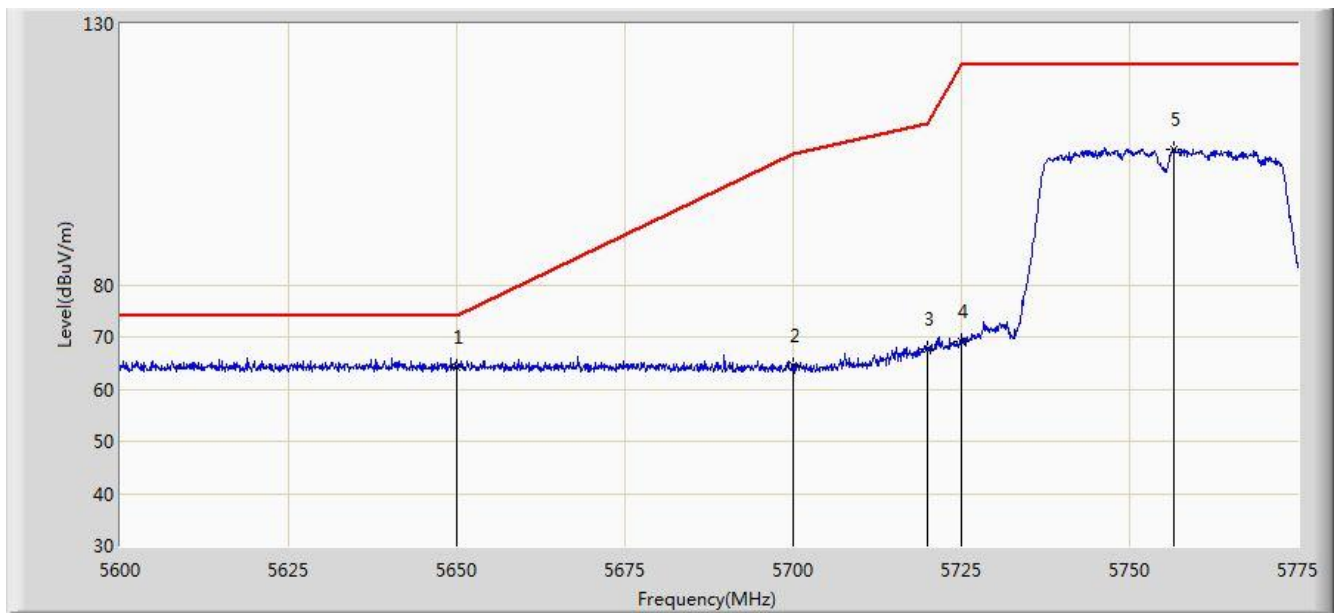


No	Flag	Mark	Frequency (MHz)	Measure Level (dBuV/m)	Reading Level (dBuV)	Margin (dB)	Limit (dBuV/m)	Factor (dB)	Type
1		*	5646.725	65.647	25.725	-8.353	74.000	39.922	PK
2			5650.000	64.735	24.806	-9.265	74.000	39.929	PK
3			5700.000	63.852	23.795	-41.348	105.200	40.057	PK
4			5720.000	65.256	25.115	-45.544	110.800	40.141	PK
5			5725.000	66.342	26.178	-55.858	122.200	40.164	PK
6			5746.212	100.159	59.899	N/A	N/A	40.260	PK

Note: Measure Level (dB μ V/m) = Reading Level (dB μ V) + Factor (dB)

Factor (dB) = Cable Loss (dB) + Antenna Factor (dB/m).

Site: AC1	Time: 2017/03/22 - 22:36
Limit: FCC_Part15.407_RE(3m)	Engineer: Kevin Ker
Probe: BBHA9120D_1GHz_18GHz	Polarity: Vertical
EUT: Wi-Fi AP 4x4 OD small omni antenna US	Power: AC 120V/60Hz
Test Mode: Transmit by 802.11n-HT40 at channel 5755MHz Ant 3	

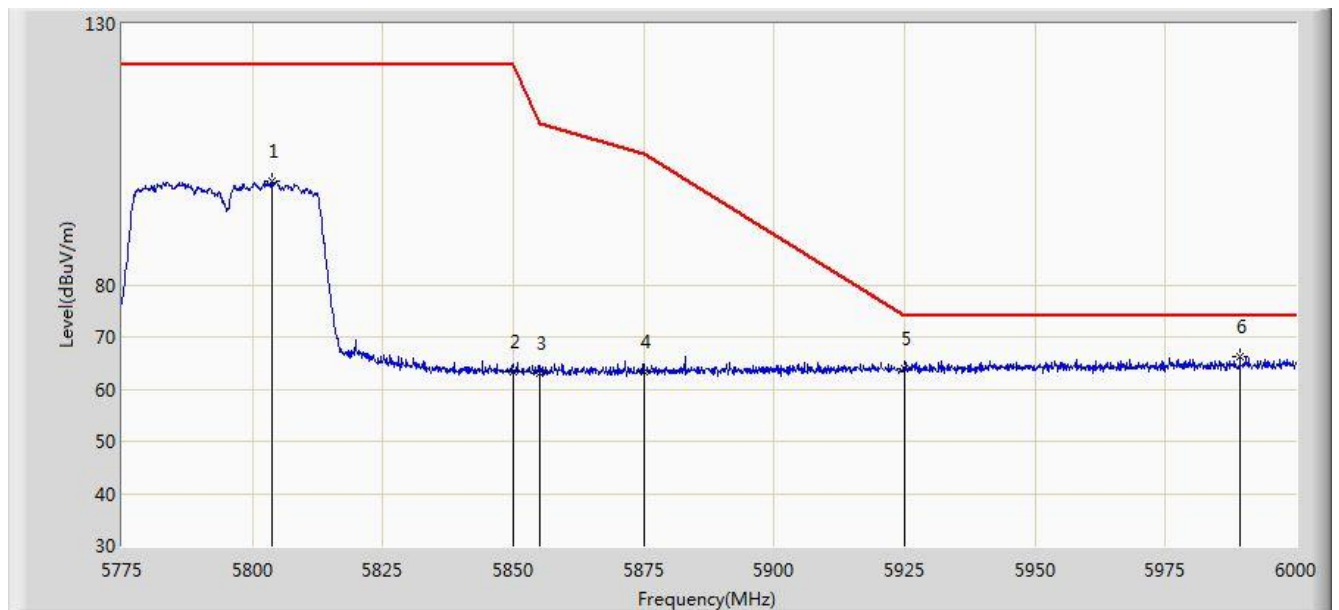


No	Flag	Mark	Frequency (MHz)	Measure Level (dBuV/m)	Reading Level (dBuV)	Margin (dB)	Limit (dBuV/m)	Factor (dB)	Type
1		*	5650.000	64.224	24.295	-9.776	74.000	39.929	PK
2			5700.000	64.433	24.376	-40.767	105.200	40.057	PK
3			5720.000	67.646	27.505	-43.154	110.800	40.141	PK
4			5725.000	69.173	29.009	-53.027	122.200	40.164	PK
5			5756.538	106.015	65.713	N/A	N/A	40.302	PK

Note: Measure Level (dB μ V/m) = Reading Level (dB μ V) + Factor (dB)

Factor (dB) = Cable Loss (dB) + Antenna Factor (dB/m).

Site: AC1	Time: 2017/03/22 - 22:38
Limit: FCC_Part15.407_RE(3m)	Engineer: Kevin Ker
Probe: BBHA9120D_1GHz_18GHz	Polarity: Horizontal
EUT: Wi-Fi AP 4x4 OD small omni antenna US	Power: AC 120V/60Hz
Test Mode: Transmit by 802.11n-HT40 at channel 5795MHz Ant 3	

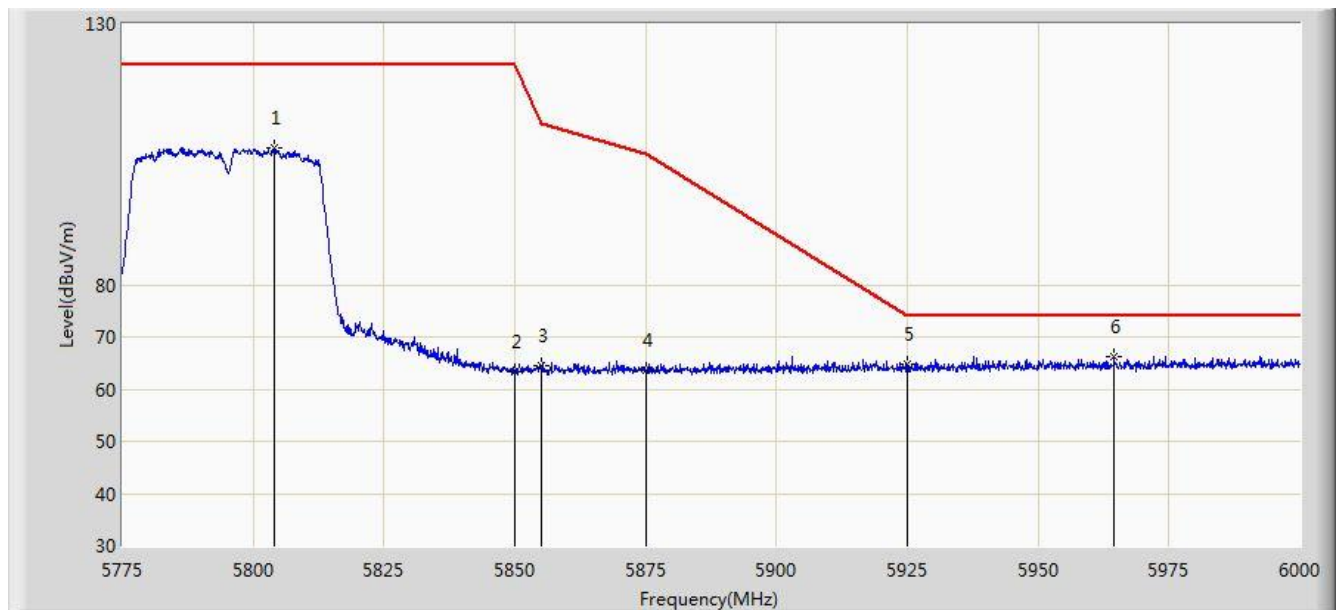


No	Flag	Mark	Frequency (MHz)	Measure Level (dBuV/m)	Reading Level (dBuV)	Margin (dB)	Limit (dBuV/m)	Factor (dB)	Type
1			5803.800	99.787	59.307	N/A	N/A	40.479	PK
2			5850.000	63.270	22.604	-58.930	122.200	40.666	PK
3			5855.000	62.933	22.255	-47.867	110.800	40.678	PK
4			5875.000	63.418	22.698	-41.782	105.200	40.720	PK
5			5925.000	63.997	23.205	-10.003	74.000	40.792	PK
6		*	5989.312	66.355	25.519	-7.645	74.000	40.836	PK

Note: Measure Level (dB μ V/m) = Reading Level (dB μ V) + Factor (dB)

Factor (dB) = Cable Loss (dB) + Antenna Factor (dB/m).

Site: AC1	Time: 2017/03/22 - 22:39
Limit: FCC_Part15.407_RE(3m)	Engineer: Kevin Ker
Probe: BBHA9120D_1GHz_18GHz	Polarity: Vertical
EUT: Wi-Fi AP 4x4 OD small omni antenna US	Power: AC 120V/60Hz
Test Mode: Transmit by 802.11n-HT40 at channel 5795MHz Ant 3	

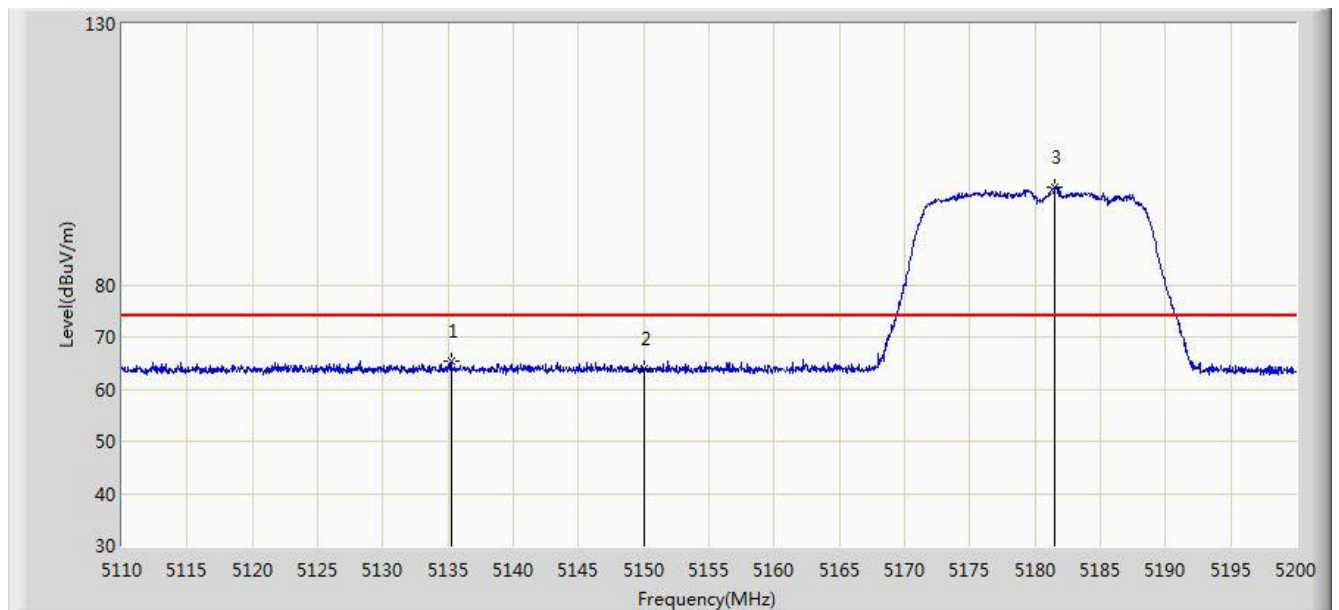


No	Flag	Mark	Frequency (MHz)	Measure Level (dBuV/m)	Reading Level (dBuV)	Margin (dB)	Limit (dBuV/m)	Factor (dB)	Type
1			5803.913	106.333	65.853	N/A	N/A	40.480	PK
2			5850.000	63.434	22.768	-58.766	122.200	40.666	PK
3			5855.000	64.455	23.777	-46.345	110.800	40.678	PK
4			5875.000	63.767	23.047	-41.433	105.200	40.720	PK
5			5925.000	64.816	24.024	-9.184	74.000	40.792	PK
6		*	5964.450	66.325	25.501	-7.675	74.000	40.824	PK

Note: Measure Level (dBuV/m) = Reading Level (dBuV) + Factor (dB)

Factor (dB) = Cable Loss (dB) + Antenna Factor (dB/m).

Site: AC1	Time: 2017/03/22 - 22:40
Limit: FCC_Part15.209_RE(3m)	Engineer: Kevin Ker
Probe: BBHA9120D_1GHz_18GHz	Polarity: Horizontal
EUT: Wi-Fi AP 4x4 OD small omni antenna US	Power: AC 120V/60Hz
Test Mode: Transmit by 802.11ac-VHT20 at channel 5180MHz Ant 3	

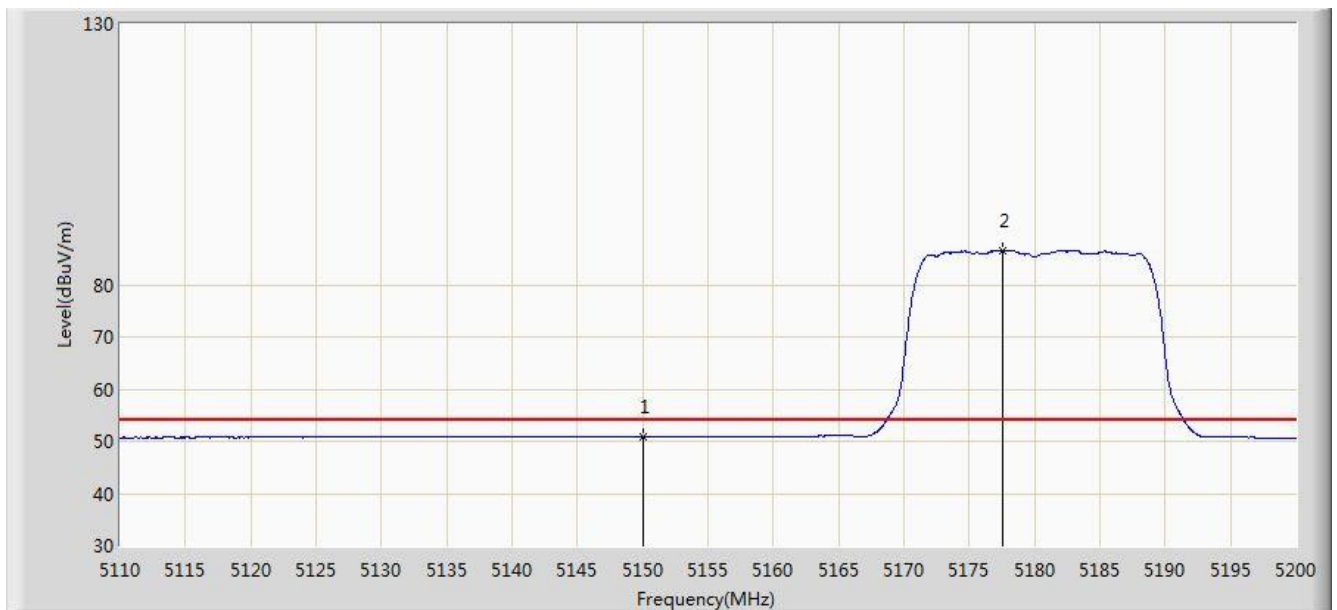


No	Flag	Mark	Frequency (MHz)	Measure Level (dBuV/m)	Reading Level (dBuV)	Margin (dB)	Limit (dBuV/m)	Factor (dB)	Type
1			5135.245	65.445	26.000	-8.555	74.000	39.445	PK
2			5150.000	63.960	24.519	-10.040	74.000	39.442	PK
3		*	5181.550	98.835	59.470	N/A	N/A	39.366	PK

Note: Measure Level (dB μ V/m) = Reading Level (dB μ V) + Factor (dB)

Factor (dB) = Cable Loss (dB) + Antenna Factor (dB/m).

Site: AC1	Time: 2017/03/22 - 22:43
Limit: FCC_Part15.209_RE(3m)	Engineer: Kevin Ker
Probe: BBHA9120D_1GHz_18GHz	Polarity: Horizontal
EUT: Wi-Fi AP 4x4 OD small omni antenna US	Power: AC 120V/60Hz
Test Mode: Transmit by 802.11ac-VHT20 at channel 5180MHz Ant 3	

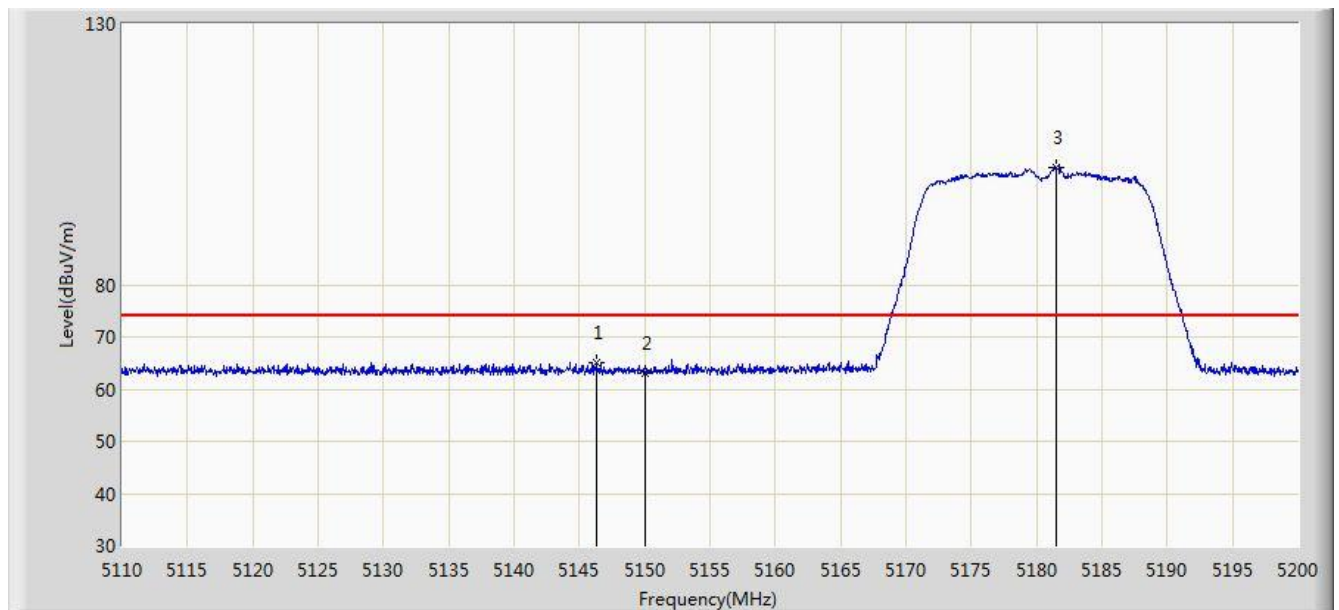


No	Flag	Mark	Frequency (MHz)	Measure Level (dBuV/m)	Reading Level (dBuV)	Margin (dB)	Limit (dBuV/m)	Factor (dB)	Type
1			5150.000	50.810	11.369	-3.190	54.000	39.442	AV
2		*	5177.545	86.542	47.167	N/A	N/A	39.375	AV

Note: Measure Level (dB μ V/m) = Reading Level (dB μ V) + Factor (dB)

Factor (dB) = Cable Loss (dB) + Antenna Factor (dB/m).

Site: AC1	Time: 2017/03/22 - 22:44
Limit: FCC_Part15.209_RE(3m)	Engineer: Kevin Ker
Probe: BBHA9120D_1GHz_18GHz	Polarity: Vertical
EUT: Wi-Fi AP 4x4 OD small omni antenna US	Power: AC 120V/60Hz
Test Mode: Transmit by 802.11ac-VHT20 at channel 5180MHz Ant 3	

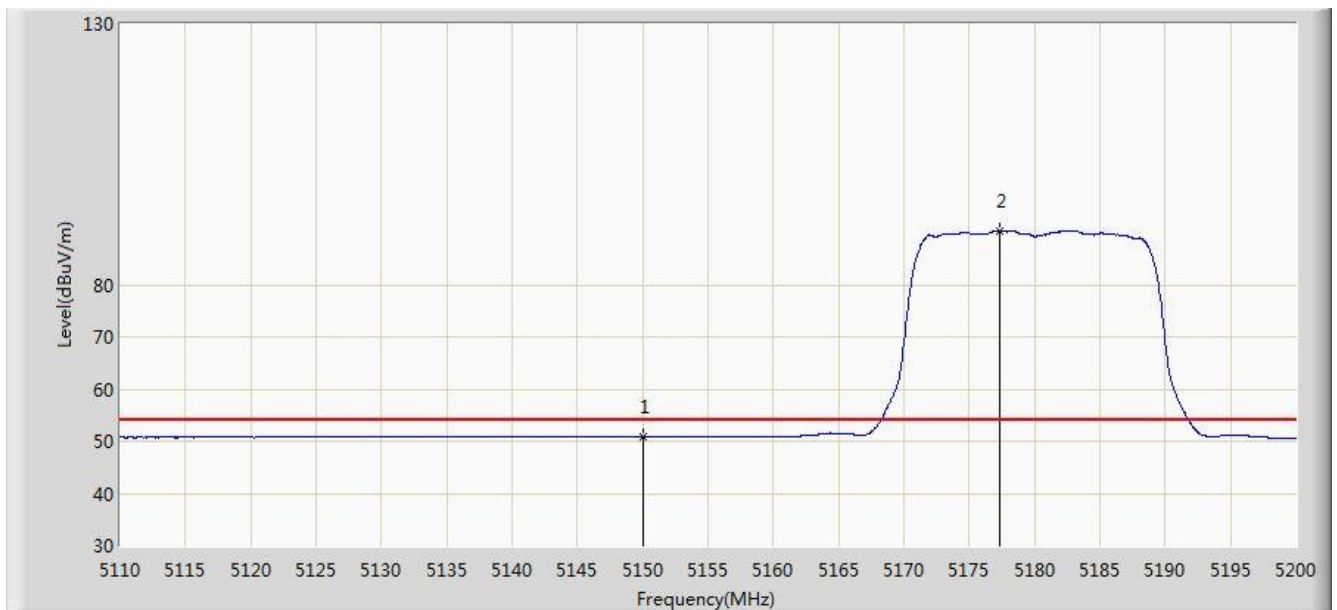


No	Flag	Mark	Frequency (MHz)	Measure Level (dBuV/m)	Reading Level (dBuV)	Margin (dB)	Limit (dBuV/m)	Factor (dB)	Type
1			5146.270	64.957	25.511	-9.043	74.000	39.446	PK
2			5150.000	63.009	23.568	-10.991	74.000	39.442	PK
3		*	5181.505	102.603	63.238	N/A	N/A	39.366	PK

Note: Measure Level (dB μ V/m) = Reading Level (dB μ V) + Factor (dB)

Factor (dB) = Cable Loss (dB) + Antenna Factor (dB/m).

Site: AC1	Time: 2017/03/22 - 22:45
Limit: FCC_Part15.209_RE(3m)	Engineer: Kevin Ker
Probe: BBHA9120D_1GHz_18GHz	Polarity: Vertical
EUT: Wi-Fi AP 4x4 OD small omni antenna US	Power: AC 120V/60Hz
Test Mode: Transmit by 802.11ac-VHT20 at channel 5180MHz Ant 3	

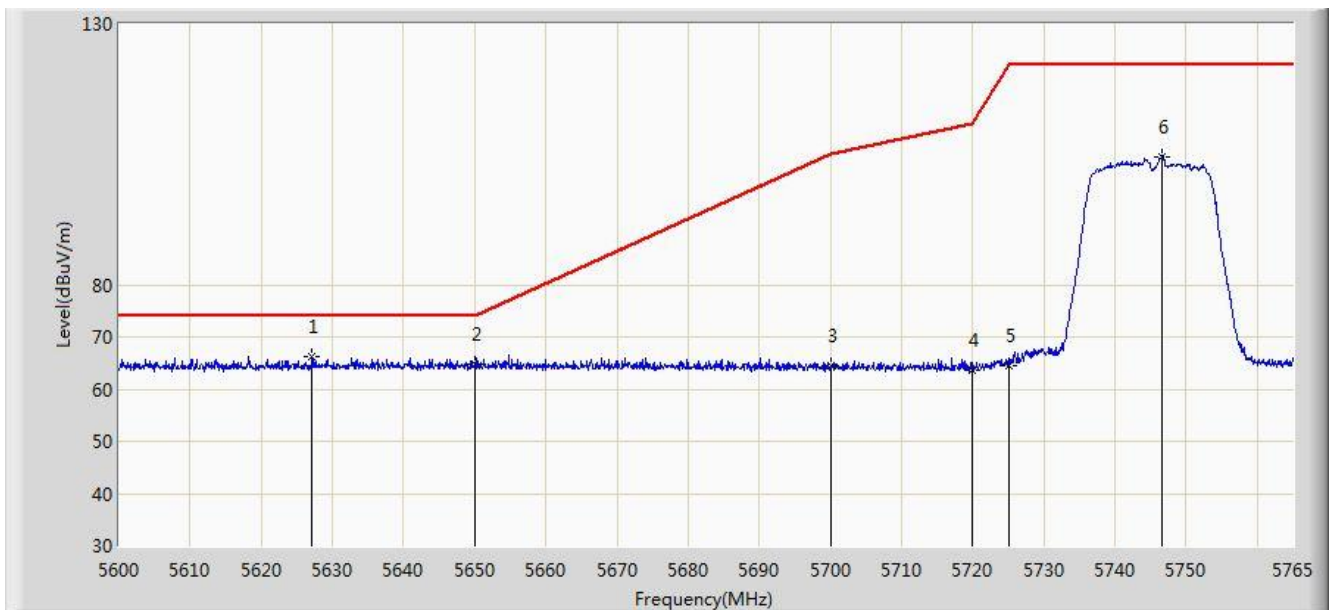


No	Flag	Mark	Frequency (MHz)	Measure Level (dBuV/m)	Reading Level (dBuV)	Margin (dB)	Limit (dBuV/m)	Factor (dB)	Type
1			5150.000	50.826	11.385	-3.174	54.000	39.442	AV
2		*	5177.275	90.302	50.926	N/A	N/A	39.376	AV

Note: Measure Level (dB μ V/m) = Reading Level (dB μ V) + Factor (dB)

Factor (dB) = Cable Loss (dB) + Antenna Factor (dB/m).

Site: AC1	Time: 2017/03/22 - 23:27
Limit: FCC_Part15.407_RE(3m)	Engineer: Kevin Ker
Probe: BBHA9120D_1GHz_18GHz	Polarity: Horizontal
EUT: Wi-Fi AP 4x4 OD small omni antenna US	Power: AC 120V/60Hz
Test Mode: Transmit by 802.11ac-VHT20 at channel 5745MHz Ant 3	

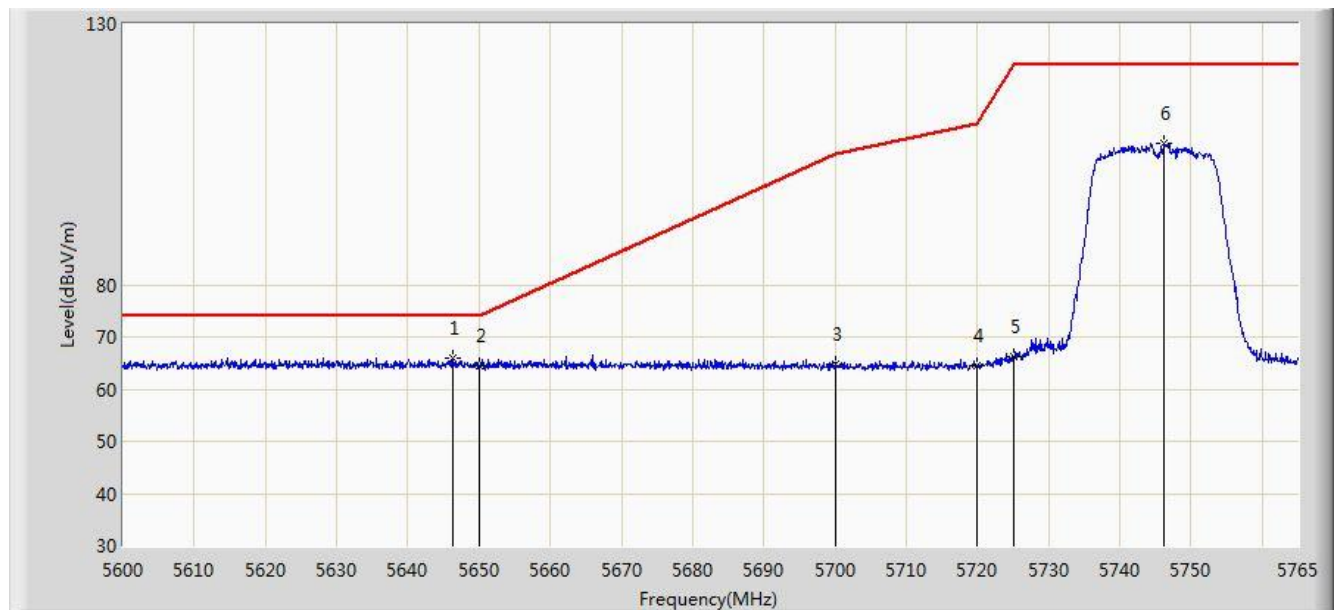


No	Flag	Mark	Frequency (MHz)	Measure Level (dBuV/m)	Reading Level (dBuV)	Margin (dB)	Limit (dBuV/m)	Factor (dB)	Type
1		*	5627.143	66.251	26.367	-7.749	74.000	39.884	PK
2			5650.000	64.898	24.969	-9.102	74.000	39.929	PK
3			5700.000	64.373	24.316	-40.827	105.200	40.057	PK
4			5720.000	63.768	23.627	-47.032	110.800	40.141	PK
5			5725.000	64.602	24.438	-57.598	122.200	40.164	PK
6			5746.520	104.485	64.224	N/A	N/A	40.261	PK

Note: Measure Level (dB μ V/m) = Reading Level (dB μ V) + Factor (dB)

Factor (dB) = Cable Loss (dB) + Antenna Factor (dB/m).

Site: AC1	Time: 2017/03/22 - 23:29
Limit: FCC_Part15.407_RE(3m)	Engineer: Kevin Ker
Probe: BBHA9120D_1GHz_18GHz	Polarity: Vertical
EUT: Wi-Fi AP 4x4 OD small omni antenna US	Power: AC 120V/60Hz
Test Mode: Transmit by 802.11ac-VHT20 at channel 5745MHz Ant 3	



No	Flag	Mark	Frequency (MHz)	Measure Level (dBuV/m)	Reading Level (dBuV)	Margin (dB)	Limit (dBuV/m)	Factor (dB)	Type
1		*	5646.365	65.997	26.076	-8.003	74.000	39.921	PK
2			5650.000	64.418	24.489	-9.582	74.000	39.929	PK
3			5700.000	64.742	24.685	-40.458	105.200	40.057	PK
4			5720.000	64.460	24.319	-46.340	110.800	40.141	PK
5			5725.000	66.123	25.959	-56.077	122.200	40.164	PK
6			5746.107	106.974	66.715	N/A	N/A	40.259	PK

Note: Measure Level (dB μ V/m) = Reading Level (dB μ V) + Factor (dB)

Factor (dB) = Cable Loss (dB) + Antenna Factor (dB/m).