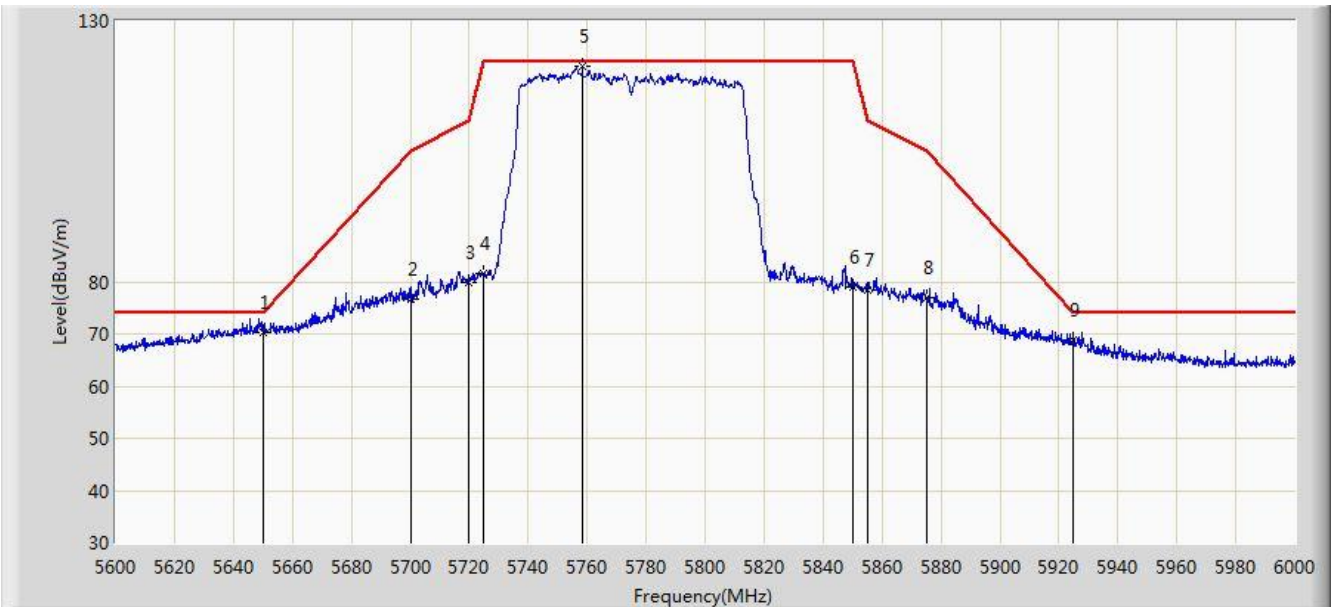


Site: AC2	Time: 2016/11/17 - 19:46
Limit: FCC_Part15.407_RE(3m)	Engineer: Kevin Ke
Probe: BBHA9120D_1GHz_18GHz	Polarity: Horizontal
EUT: US WI-FI AP 4X4 OD ext. antenna	Power: DC 54V
Test Mode: Transmit by 802.11ac-VHT80 at Channel 5775MHz Ant 0+1+2+3	

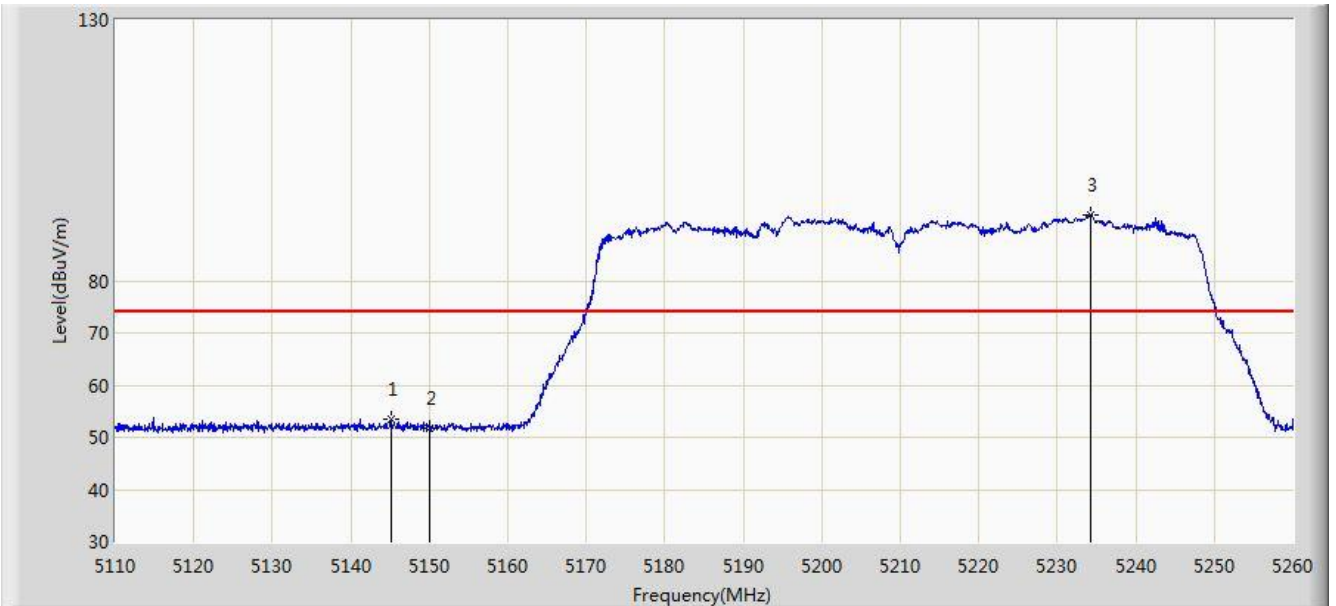


No	Flag	Mark	Frequency (MHz)	Measure Level (dBuV/m)	Reading Level (dBuV)	Margin (dB)	Limit (dBuV/m)	Factor (dB)	Type
1			5650.000	70.266	65.595	-3.734	74.000	4.671	PK
2			5700.000	76.622	71.744	-28.578	105.200	4.878	PK
3			5720.000	79.832	74.835	-30.968	110.800	4.997	PK
4			5725.000	81.482	76.453	-40.718	122.200	5.029	PK
5		*	5758.400	121.349	116.118	N/A	N/A	5.231	PK
6			5850.000	78.929	73.203	-43.271	122.200	5.726	PK
7			5855.000	78.494	72.748	-32.306	110.800	5.746	PK
8			5875.000	76.881	71.061	-28.319	105.200	5.820	PK
9			5925.000	68.784	62.818	-5.216	74.000	5.967	PK

Note: Measure Level (dBμV/m) = Reading Level (dBμV) + Factor (dB)

Factor (dB) = Cable Loss (dB) + Antenna Factor (dB/m) - Pre_Amplifier Gain (dB)

Site: AC1	Time: 2016/12/08 - 00:21
Limit: FCC_Part15.209_RE(3m)	Engineer: Kevin Ke
Probe: BBHA9120D_1GHz_18GHz	Polarity: Horizontal
EUT: US WI-FI AP 4X4 OD ext. antenna	Power: DC 54V
Test Mode: Transmit by 802.11ac-VHT80+80 at Channel 5210MHz+5775MHz Ant 0 + 1 + 2+ 3	

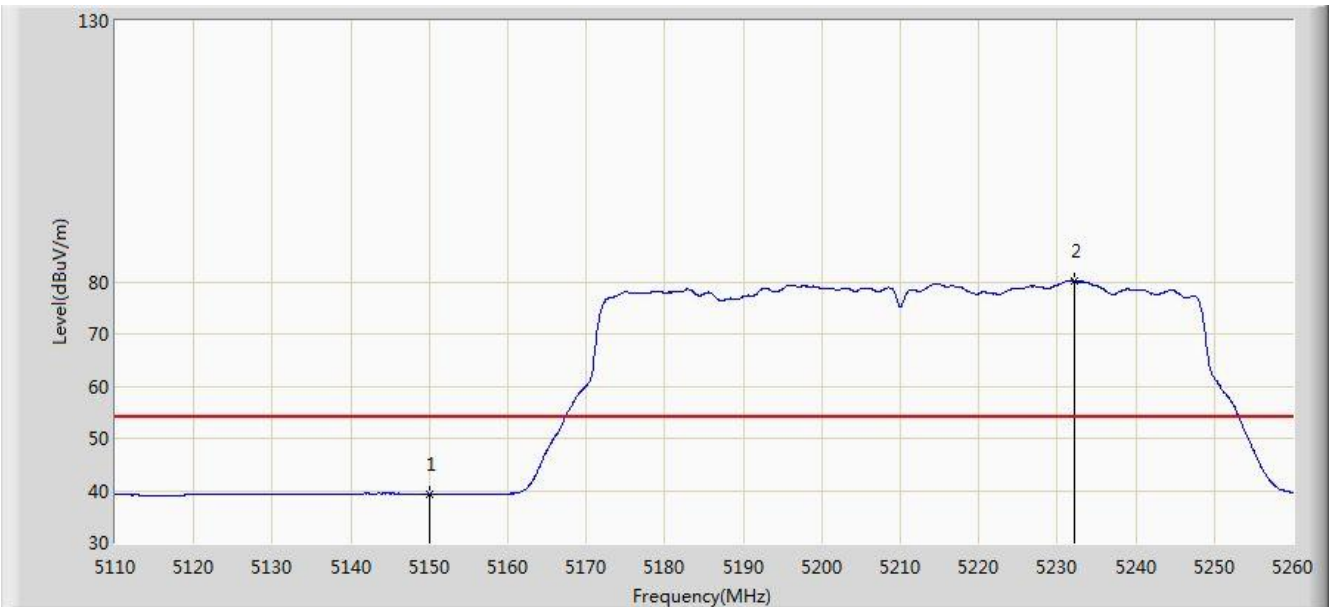


No	Flag	Mark	Frequency (MHz)	Measure Level (dBuV/m)	Reading Level (dBuV)	Margin (dB)	Limit (dBuV/m)	Factor (dB)	Type
1			5145.100	53.591	49.415	-20.409	74.000	4.176	PK
2			5150.000	51.693	47.524	-22.307	74.000	4.170	PK
3		*	5234.275	92.590	88.693	N/A	N/A	3.897	PK

Note: Measure Level (dB μ V/m) = Reading Level (dB μ V) + Factor (dB)

Factor (dB) = Cable Loss (dB) + Antenna Factor (dB/m) - Pre_Amplifier Gain (dB)

Site: AC1	Time: 2016/12/08 - 00:24
Limit: FCC_Part15.209_RE(3m)	Engineer: Kevin Ke
Probe: BBHA9120D_1GHz_18GHz	Polarity: Horizontal
EUT: US WI-FI AP 4X4 OD ext. antenna	Power: DC 54V
Test Mode: Transmit by 802.11ac-VHT80+80 at Channel 5210MHz+5775MHz Ant 0 + 1 + 2+ 3	

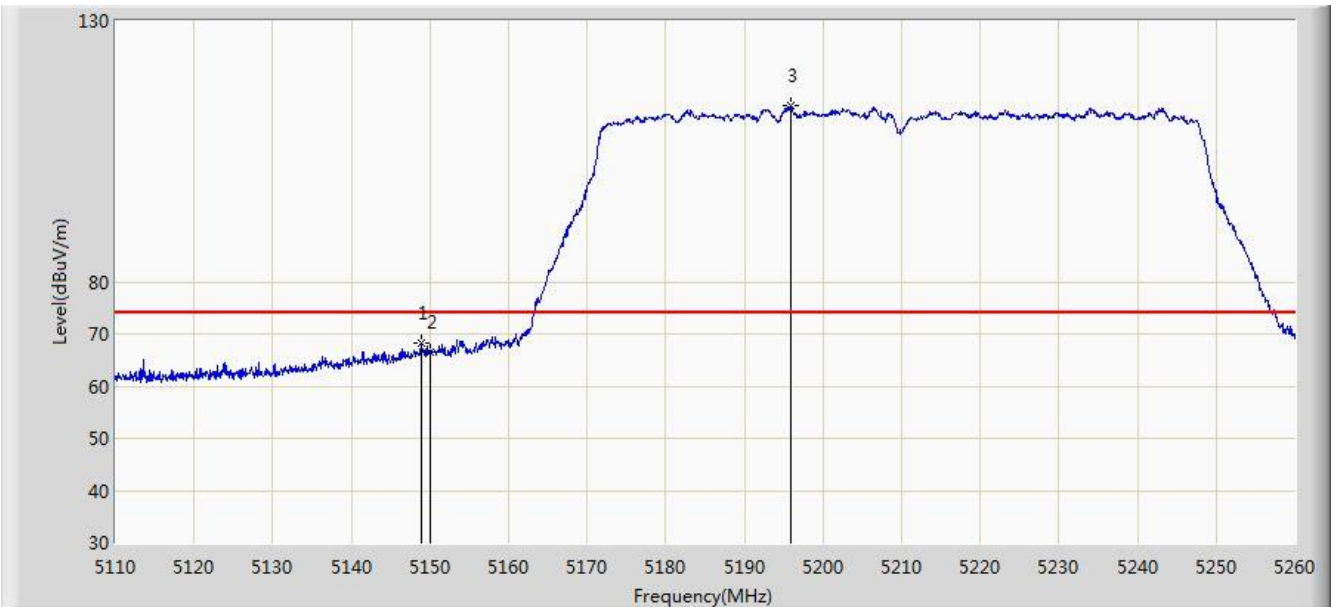


No	Flag	Mark	Frequency (MHz)	Measure Level (dBuV/m)	Reading Level (dBuV)	Margin (dB)	Limit (dBuV/m)	Factor (dB)	Type
1			5150.000	39.259	35.090	-14.741	54.000	4.170	AV
2		*	5232.175	80.160	76.257	N/A	N/A	3.902	AV

Note: Measure Level (dBμV/m) = Reading Level (dBμV) + Factor (dB)

Factor (dB) = Cable Loss (dB) + Antenna Factor (dB/m) - Pre_Amplifier Gain (dB)

Site: AC1	Time: 2016/12/08 - 00:20
Limit: FCC_Part15.209_RE(3m)	Engineer: Kevin Ke
Probe: BBHA9120D_1GHz_18GHz	Polarity: Vertical
EUT: US WI-FI AP 4X4 OD ext. antenna	Power: DC 54V
Test Mode: Transmit by 802.11ac-VHT80+80 at Channel 5210MHz+5775MHz Ant 0 + 1 + 2+ 3	

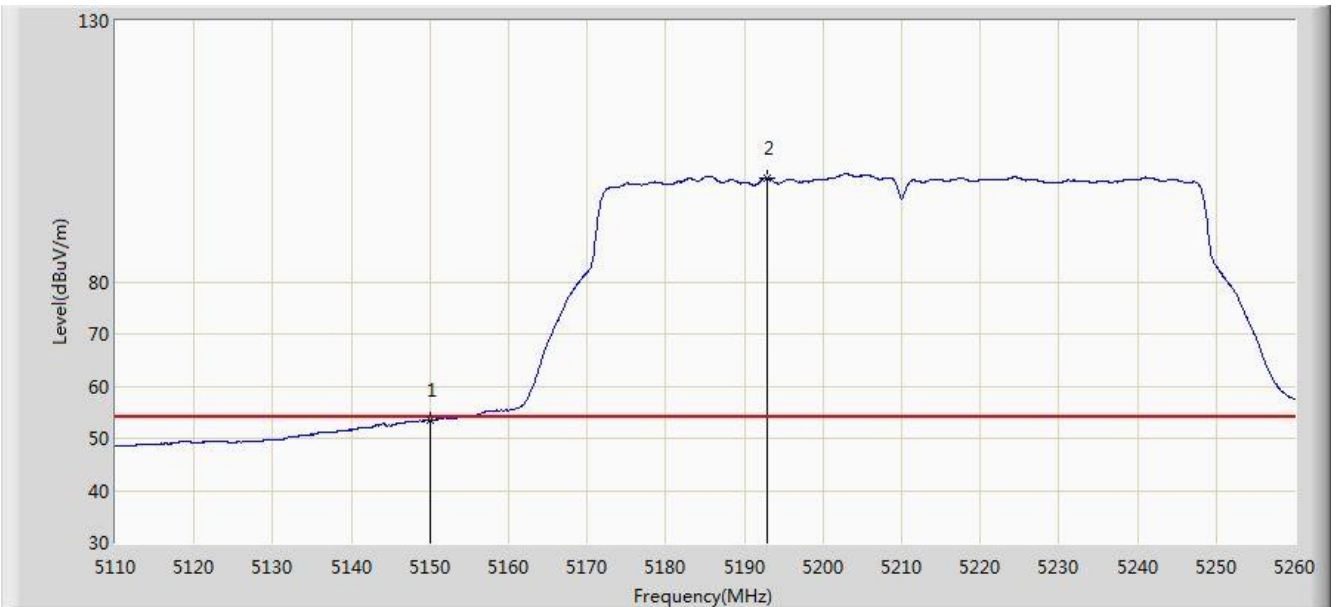


No	Flag	Mark	Frequency (MHz)	Measure Level (dBuV/m)	Reading Level (dBuV)	Margin (dB)	Limit (dBuV/m)	Factor (dB)	Type
1			5148.925	68.245	64.072	-5.755	74.000	4.173	PK
2			5150.000	66.387	62.218	-7.613	74.000	4.170	PK
3		*	5195.875	113.708	109.695	N/A	N/A	4.013	PK

Note: Measure Level (dB μ V/m) = Reading Level (dB μ V) + Factor (dB)

Factor (dB) = Cable Loss (dB) + Antenna Factor (dB/m) - Pre_Amplifier Gain (dB)

Site: AC1	Time: 2016/12/08 - 00:18
Limit: FCC_Part15.209_RE(3m)	Engineer: Kevin Ke
Probe: BBHA9120D_1GHz_18GHz	Polarity: Vertical
EUT: US WI-FI AP 4X4 OD ext. antenna	Power: DC 54V
Test Mode: Transmit by 802.11ac-VHT80+80 at Channel 5210MHz+5775MHz Ant 0 + 1 + 2+ 3	

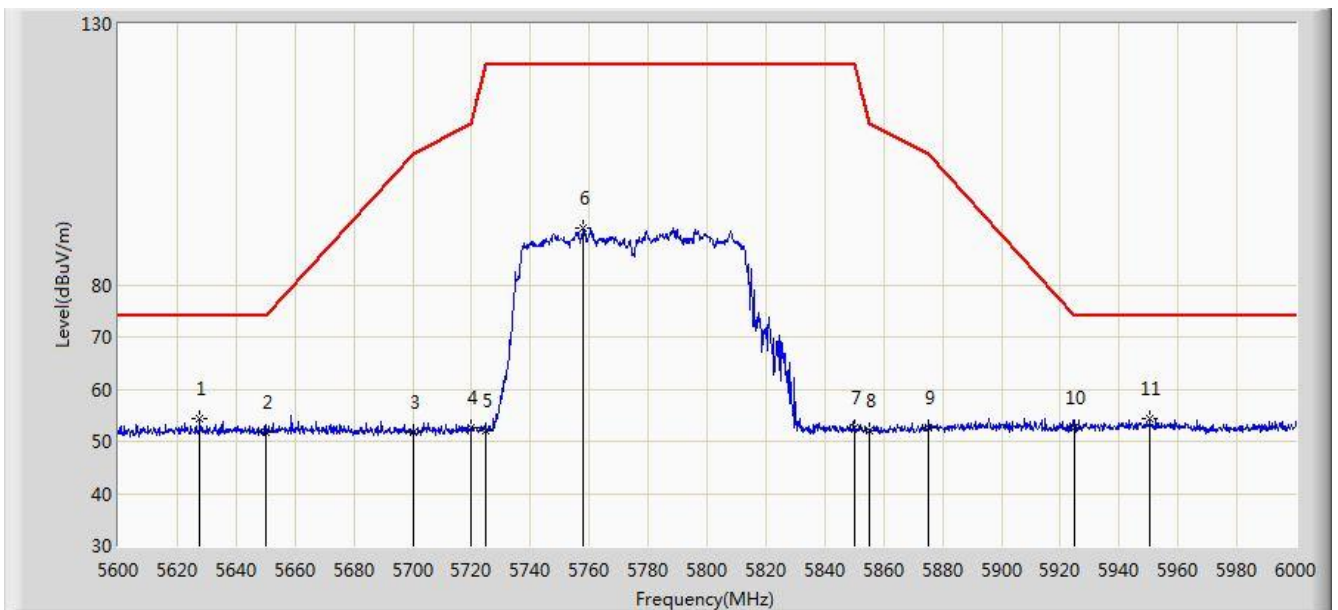


No	Flag	Mark	Frequency (MHz)	Measure Level (dBuV/m)	Reading Level (dBuV)	Margin (dB)	Limit (dBuV/m)	Factor (dB)	Type
1			5150.000	53.405	49.236	-0.595	54.000	4.170	AV
2		*	5192.950	99.837	95.814	N/A	N/A	4.023	AV

Note: Measure Level (dB μ V/m) = Reading Level (dB μ V) + Factor (dB)

Factor (dB) = Cable Loss (dB) + Antenna Factor (dB/m) - Pre_Amplifier Gain (dB)

Site: AC1	Time: 2016/12/08 - 00:28
Limit: FCC_Part15.407_RE(3m)	Engineer: Kevin Ke
Probe: BBHA9120D_1GHz_18GHz	Polarity: Horizontal
EUT: US WI-FI AP 4X4 OD ext. antenna	Power: DC 54V
Test Mode: Transmit by 802.11ac-VHT80+80 at Channel 5210MHz+5775MHz Ant 0 + 1 + 2+ 3	

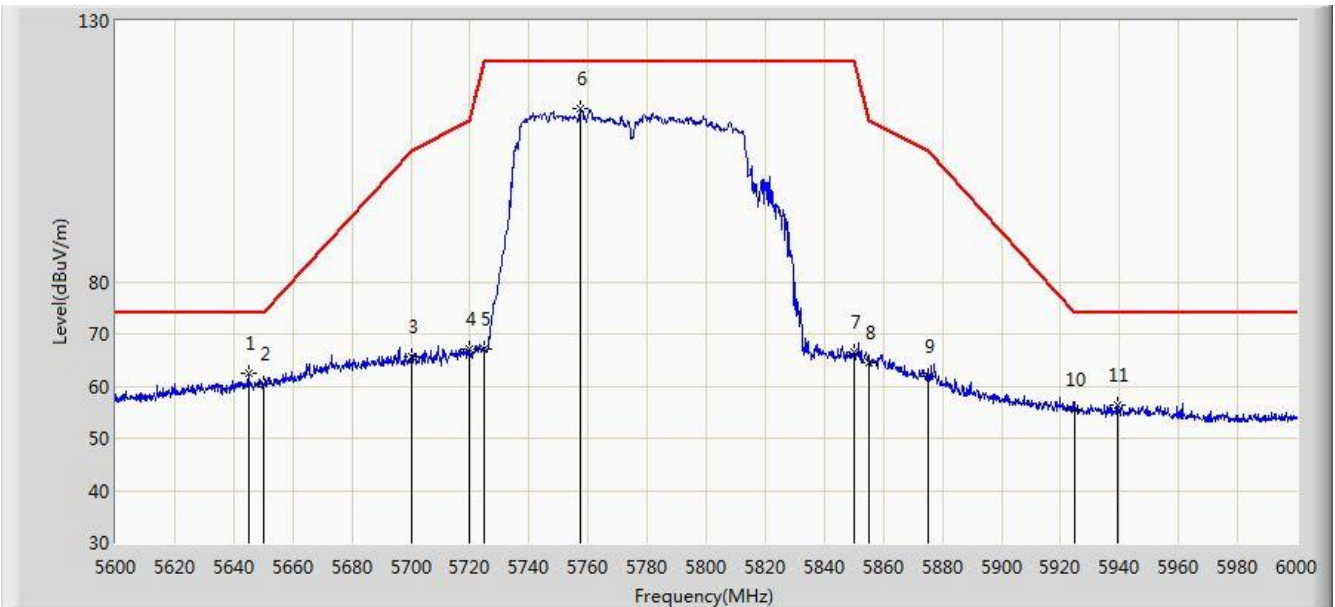


No	Flag	Mark	Frequency (MHz)	Measure Level (dBuV/m)	Reading Level (dBuV)	Margin (dB)	Limit (dBuV/m)	Factor (dB)	Type
1		*	5627.600	54.257	49.655	-19.743	74.000	4.602	PK
2			5650.000	51.816	47.145	-22.184	74.000	4.671	PK
3			5700.000	51.615	46.737	-53.585	105.200	4.878	PK
4			5720.000	52.695	47.698	-58.105	110.800	4.997	PK
5			5725.000	52.165	47.136	-70.035	122.200	5.029	PK
6			5758.000	90.963	85.734	N/A	N/A	5.229	PK
7			5850.000	52.603	46.877	-69.597	122.200	5.726	PK
8			5855.000	52.159	46.413	-58.641	110.800	5.746	PK
9			5875.000	52.518	46.698	-52.682	105.200	5.820	PK
10			5925.000	52.590	46.624	-21.410	74.000	5.967	PK
11			5950.400	54.214	48.187	-19.786	74.000	6.027	PK

Note: Measure Level (dBμV/m) = Reading Level (dBμV) + Factor (dB)

Factor (dB) = Cable Loss (dB) + Antenna Factor (dB/m) - Pre_Amplifier Gain (dB)

Site: AC1	Time: 2016/12/08 - 00:31
Limit: FCC_Part15.407_RE(3m)	Engineer: Kevin Ke
Probe: BBHA9120D_1GHz_18GHz	Polarity: Vertical
EUT: US WI-FI AP 4X4 OD ext. antenna	Power: DC 54V
Test Mode: Transmit by 802.11ac-VHT80+80 at Channel 5210MHz+5775MHz Ant 0 + 1 + 2+ 3	



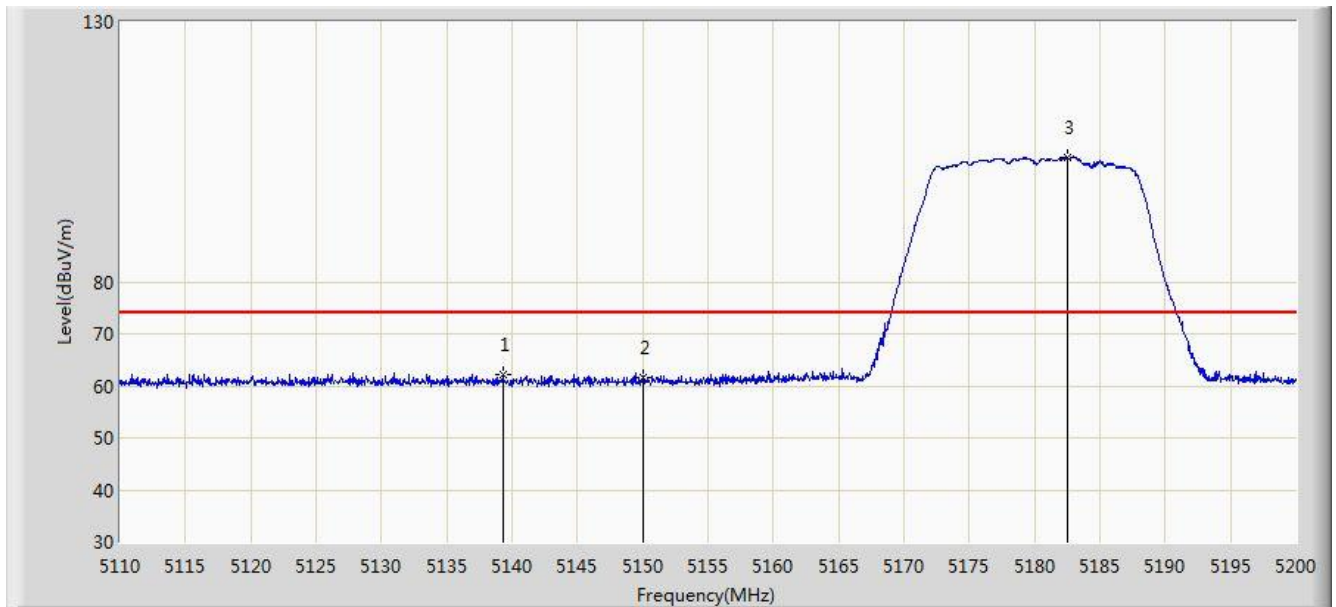
No	Flag	Mark	Frequency (MHz)	Measure Level (dBuV/m)	Reading Level (dBuV)	Margin (dB)	Limit (dBuV/m)	Factor (dB)	Type
1			5645.000	62.329	57.675	-11.671	74.000	4.654	PK
2			5650.000	60.300	55.629	-13.700	74.000	4.671	PK
3			5700.000	65.778	60.900	-39.422	105.200	4.878	PK
4			5720.000	67.100	62.103	-43.700	110.800	4.997	PK
5			5725.000	66.988	61.959	-55.212	122.200	5.029	PK
6		*	5757.400	113.081	107.856	-9.119	122.200	5.226	PK
7			5850.000	66.453	60.727	-55.747	122.200	5.726	PK
8			5855.000	64.357	58.611	-46.443	110.800	5.746	PK
9			5875.000	61.809	55.989	-43.391	105.200	5.820	PK
10			5925.000	55.402	49.436	-18.598	74.000	5.967	PK
11			5939.200	56.362	50.360	-17.638	74.000	6.002	PK

Note: Measure Level (dBμV/m) = Reading Level (dBμV) + Factor (dB)

Factor (dB) = Cable Loss (dB) + Antenna Factor (dB/m) - Pre_Amplifier Gain (dB)

Directional Antenna 1356.17.0077 Test Result

Site: AC1	Time: 2016/10/24 - 22:12
Limit: FCC_Part15.209_RE(3m)	Engineer: Kevin Ke
Probe: BBHA9120D_1GHz_18GHz	Polarity: Horizontal
EUT: US WI-FI AP 4X4 OD ext. antenna	Power: DC 54V
Test Mode: Transmit by 802.11a at Channel 5180MHz Ant 0	

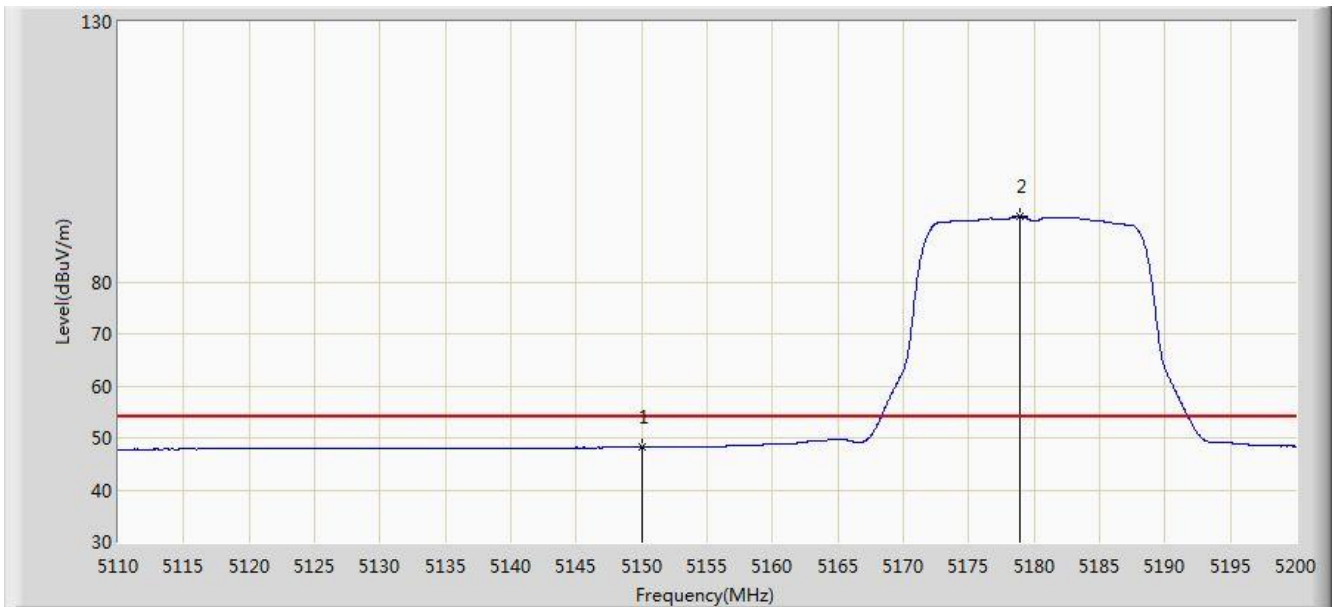


No	Flag	Mark	Frequency (MHz)	Measure Level (dBuV/m)	Reading Level (dBuV)	Margin (dB)	Limit (dBuV/m)	Factor (dB)	Type
1			5139.295	62.253	58.078	-11.747	74.000	4.176	PK
2			5150.000	61.691	57.522	-12.309	74.000	4.170	PK
3			5182.495	103.808	99.748	N/A	N/A	4.060	PK

Note: Measure Level (dB μ V/m) = Reading Level (dB μ V) + Factor (dB)

Factor (dB) = Cable Loss (dB) + Antenna Factor (dB/m) - Pre_Amplifier Gain (dB)

Site: AC1	Time: 2016/10/24 - 22:14
Limit: FCC_Part15.209_RE(3m)	Engineer: Kevin Ke
Probe: BBHA9120D_1GHz_18GHz	Polarity: Horizontal
EUT: US WI-FI AP 4X4 OD ext. antenna	Power: DC 54V
Test Mode: Transmit by 802.11a at Channel 5180MHz Ant 0	

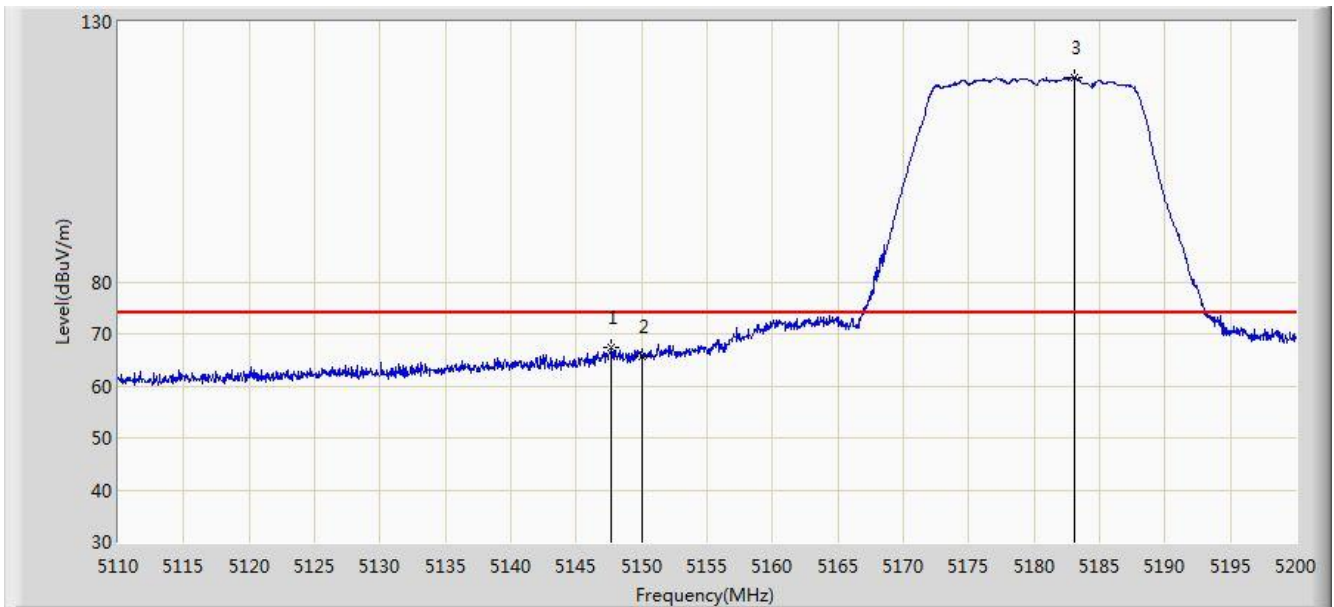


No	Flag	Mark	Frequency (MHz)	Measure Level (dBuV/m)	Reading Level (dBuV)	Margin (dB)	Limit (dBuV/m)	Factor (dB)	Type
1			5150.000	48.190	44.021	-5.810	54.000	4.170	AV
2			5178.940	92.516	88.443	N/A	N/A	4.072	AV

Note: Measure Level (dBμV/m) = Reading Level (dBμV) + Factor (dB)

Factor (dB) = Cable Loss (dB) + Antenna Factor (dB/m) - Pre_Amplifier Gain (dB)

Site: AC1	Time: 2016/10/24 - 22:12
Limit: FCC_Part15.209_RE(3m)	Engineer: Kevin Ke
Probe: BBHA9120D_1GHz_18GHz	Polarity: Vertical
EUT: US WI-FI AP 4X4 OD ext. antenna	Power: DC 54V
Test Mode: Transmit by 802.11a at Channel 5180MHz Ant 0	



No	Flag	Mark	Frequency (MHz)	Measure Level (dBuV/m)	Reading Level (dBuV)	Margin (dB)	Limit (dBuV/m)	Factor (dB)	Type
1			5147.665	67.421	63.245	-6.579	74.000	4.176	PK
2			5150.000	65.787	61.618	-8.213	74.000	4.170	PK
3			5183.080	119.354	115.296	N/A	N/A	4.057	PK

Note: Measure Level (dB μ V/m) = Reading Level (dB μ V) + Factor (dB)

Factor (dB) = Cable Loss (dB) + Antenna Factor (dB/m) - Pre_Amplifier Gain (dB)

Site: AC1	Time: 2016/10/24 - 22:11
Limit: FCC_Part15.209_RE(3m)	Engineer: Kevin Ke
Probe: BBHA9120D_1GHz_18GHz	Polarity: Vertical
EUT: US WI-FI AP 4X4 OD ext. antenna	Power: DC 54V
Test Mode: Transmit by 802.11a at Channel 5180MHz Ant 0	

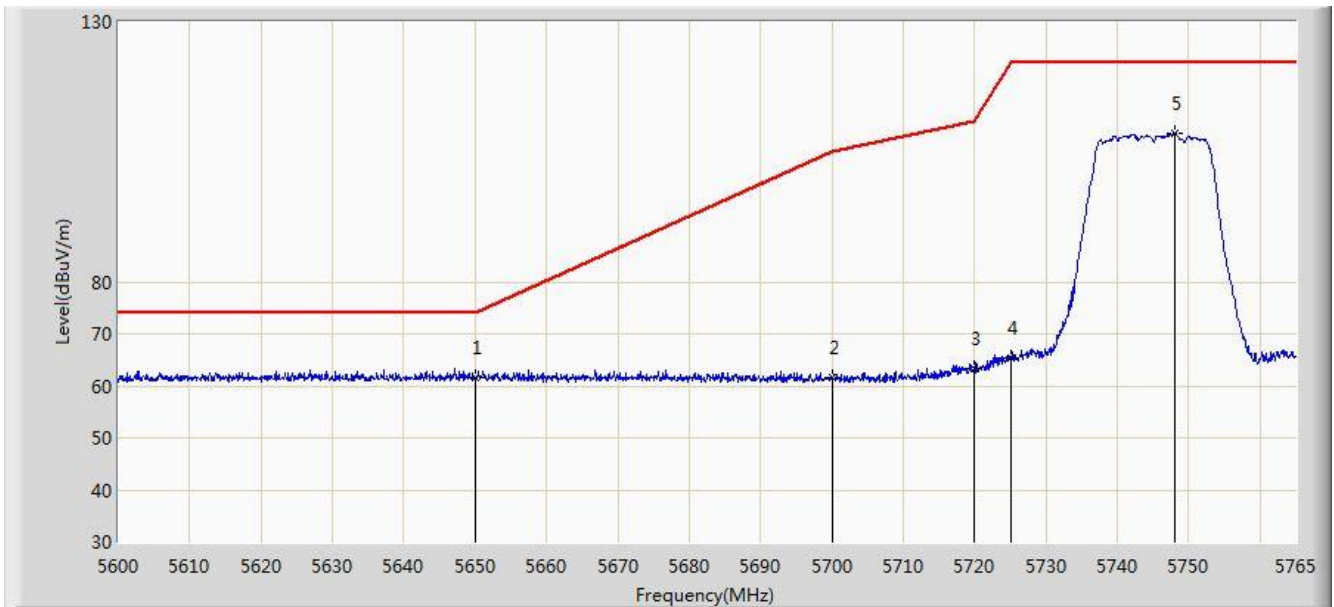


No	Flag	Mark	Frequency (MHz)	Measure Level (dBuV/m)	Reading Level (dBuV)	Margin (dB)	Limit (dBuV/m)	Factor (dB)	Type
1			5150.000	53.349	49.180	-0.651	54.000	4.170	AV
2			5182.550	107.237	103.177	N/A	N/A	4.060	AV

Note: Measure Level (dBμV/m) = Reading Level (dBμV) + Factor (dB)

Factor (dB) = Cable Loss (dB) + Antenna Factor (dB/m) - Pre_Amplifier Gain (dB)

Site: AC1	Time: 2016/10/24 - 22:55
Limit: FCC_Part15.407_RE(3m)	Engineer: Kevin Ke
Probe: BBHA9120D_1GHz_18GHz	Polarity: Horizontal
EUT: US WI-FI AP 4X4 OD ext. antenna	Power: DC 54V
Test Mode: Transmit by 802.11a at Channel 5745MHz Ant 0	

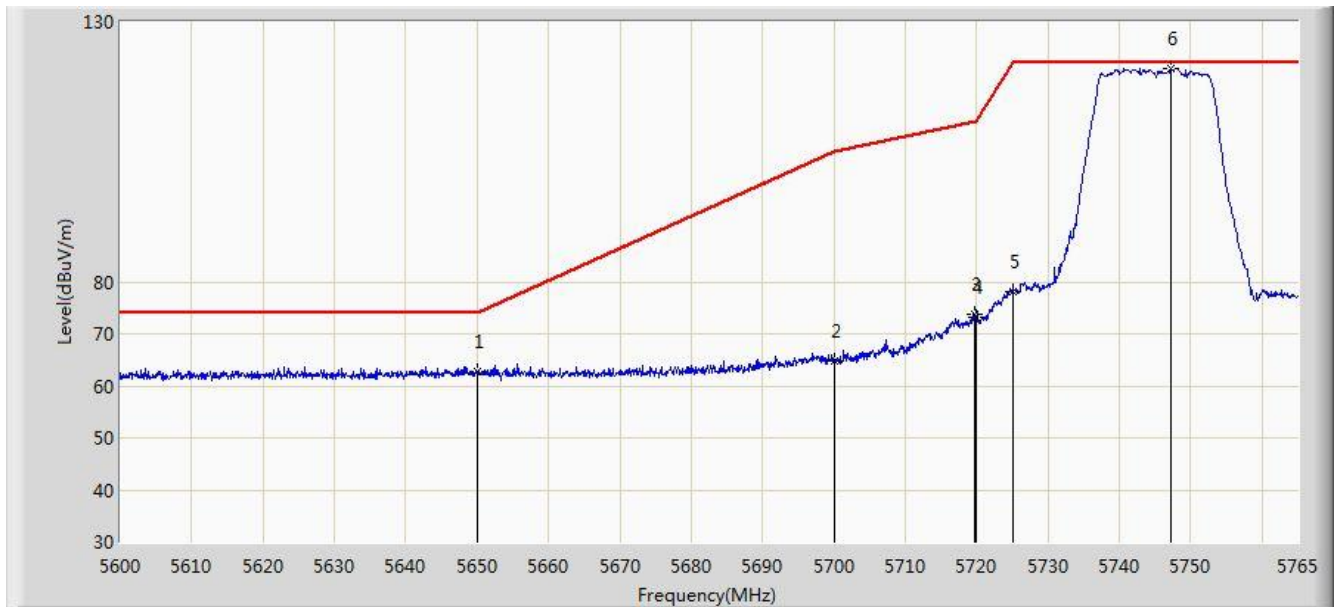


No	Flag	Mark	Frequency (MHz)	Measure Level (dBuV/m)	Reading Level (dBuV)	Margin (dB)	Limit (dBuV/m)	Factor (dB)	Type
1			5650.000	61.459	56.788	-12.541	74.000	4.671	PK
2			5700.000	61.466	56.588	-43.734	105.200	4.878	PK
3			5720.000	63.299	58.302	-47.501	110.800	4.997	PK
4			5725.000	65.423	60.394	-56.777	122.200	5.029	PK
5			5748.005	108.526	103.354	N/A	N/A	5.172	PK

Note: Measure Level (dBμV/m) = Reading Level (dBμV) + Factor (dB)

Factor (dB) = Cable Loss (dB) + Antenna Factor (dB/m) - Pre_Amplifier Gain (dB)

Site: AC1	Time: 2016/10/24 - 22:51
Limit: FCC_Part15.407_RE(3m)	Engineer: Kevin Ke
Probe: BBHA9120D_1GHz_18GHz	Polarity: Vertical
EUT: US WI-FI AP 4X4 OD ext. antenna	Power: DC 54V
Test Mode: Transmit by 802.11a at Channel 5745MHz Ant 0	

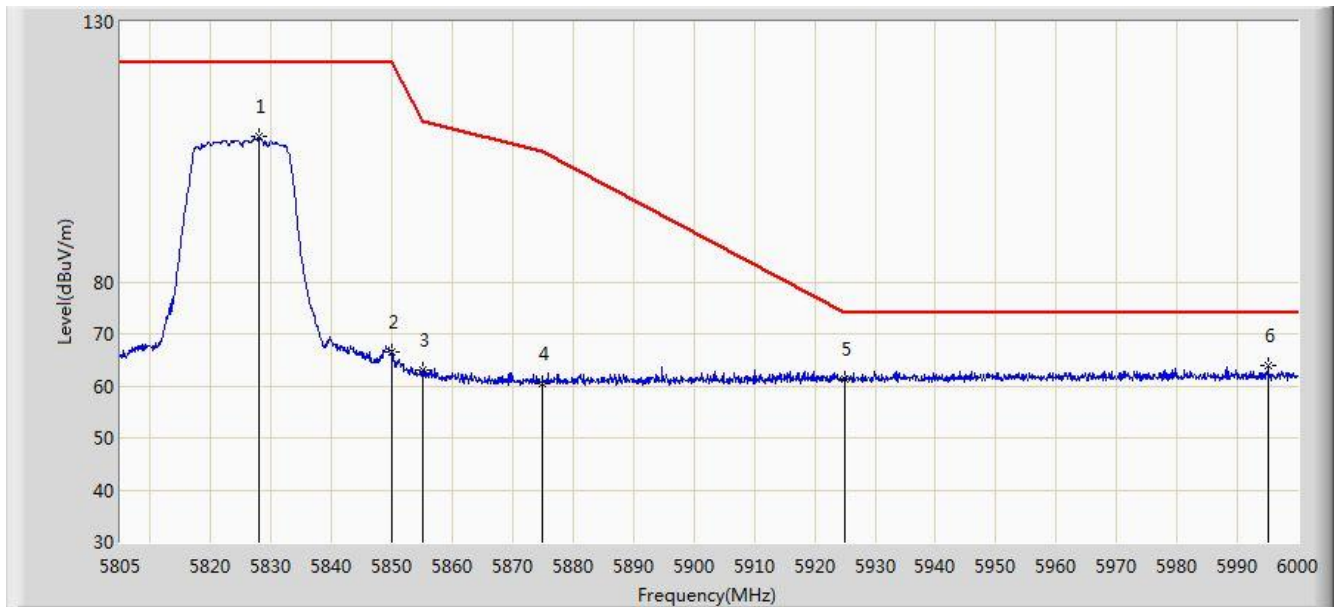


No	Flag	Mark	Frequency (MHz)	Measure Level (dBuV/m)	Reading Level (dBuV)	Margin (dB)	Limit (dBuV/m)	Factor (dB)	Type
1			5650.000	62.783	58.112	-11.217	74.000	4.671	PK
2			5700.000	64.757	59.879	-40.443	105.200	4.878	PK
3			5719.708	73.827	68.832	-36.891	110.718	4.995	PK
4			5720.000	73.119	68.122	-37.681	110.800	4.997	PK
5			5725.000	78.195	73.166	-44.005	122.200	5.029	PK
6			5747.263	121.095	115.927	N/A	N/A	5.168	PK

Note: Measure Level (dBuV/m) = Reading Level (dBuV) + Factor (dB)

Factor (dB) = Cable Loss (dB) + Antenna Factor (dB/m) - Pre_Amplifier Gain (dB)

Site: AC1	Time: 2016/10/24 - 23:07
Limit: FCC_Part15.407_RE(3m)	Engineer: Kevin Ke
Probe: BBHA9120D_1GHz_18GHz	Polarity: Horizontal
EUT: US WI-FI AP 4X4 OD ext. antenna	Power: DC 54V
Test Mode: Transmit by 802.11a at Channel 5825MHz Ant 0	

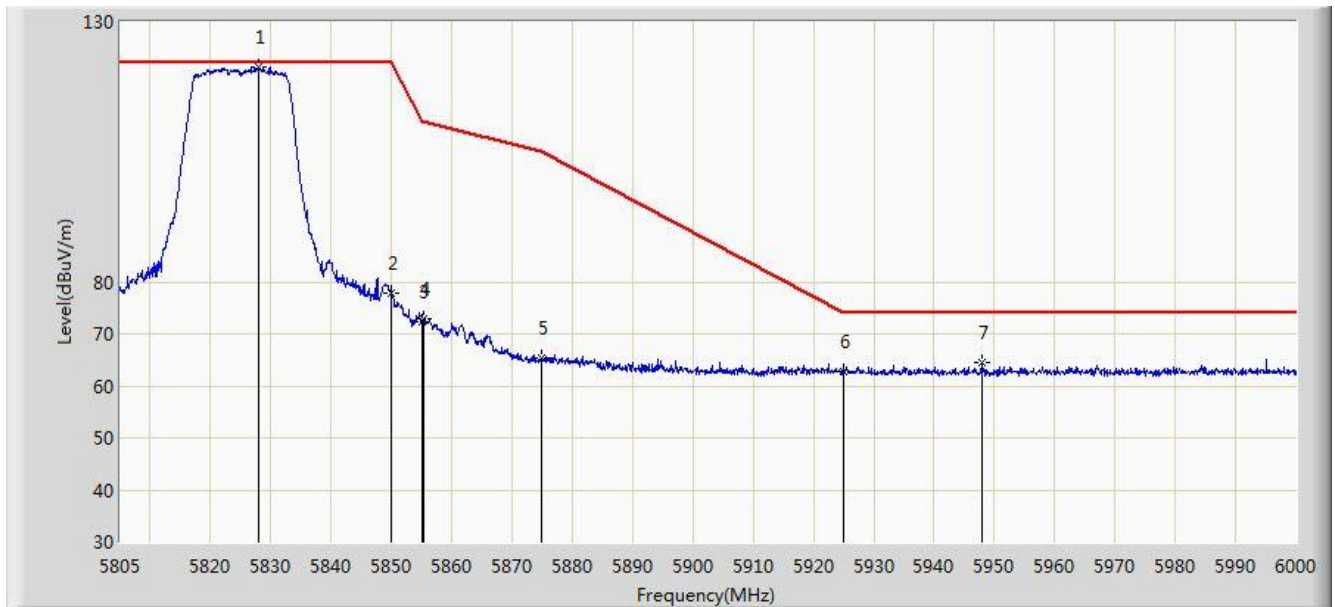


No	Flag	Mark	Frequency (MHz)	Measure Level (dBuV/m)	Reading Level (dBuV)	Margin (dB)	Limit (dBuV/m)	Factor (dB)	Type
1			5828.010	108.038	102.432	N/A	N/A	5.606	PK
2			5850.000	66.582	60.856	-55.618	122.200	5.726	PK
3			5855.000	62.904	57.158	-47.896	110.800	5.746	PK
4			5875.000	60.502	54.682	-44.698	105.200	5.820	PK
5			5925.000	61.435	55.469	-12.565	74.000	5.967	PK
6			5995.125	63.845	57.743	-10.155	74.000	6.102	PK

Note: Measure Level (dBuV/m) = Reading Level (dBuV) + Factor (dB)

Factor (dB) = Cable Loss (dB) + Antenna Factor (dB/m) - Pre_Amplifier Gain (dB)

Site: AC1	Time: 2016/10/24 - 22:58
Limit: FCC_Part15.407_RE(3m)	Engineer: Kevin Ke
Probe: BBHA9120D_1GHz_18GHz	Polarity: Vertical
EUT: US WI-FI AP 4X4 OD ext. antenna	Power: DC 54V
Test Mode: Transmit by 802.11a at Channel 5825MHz Ant 0	

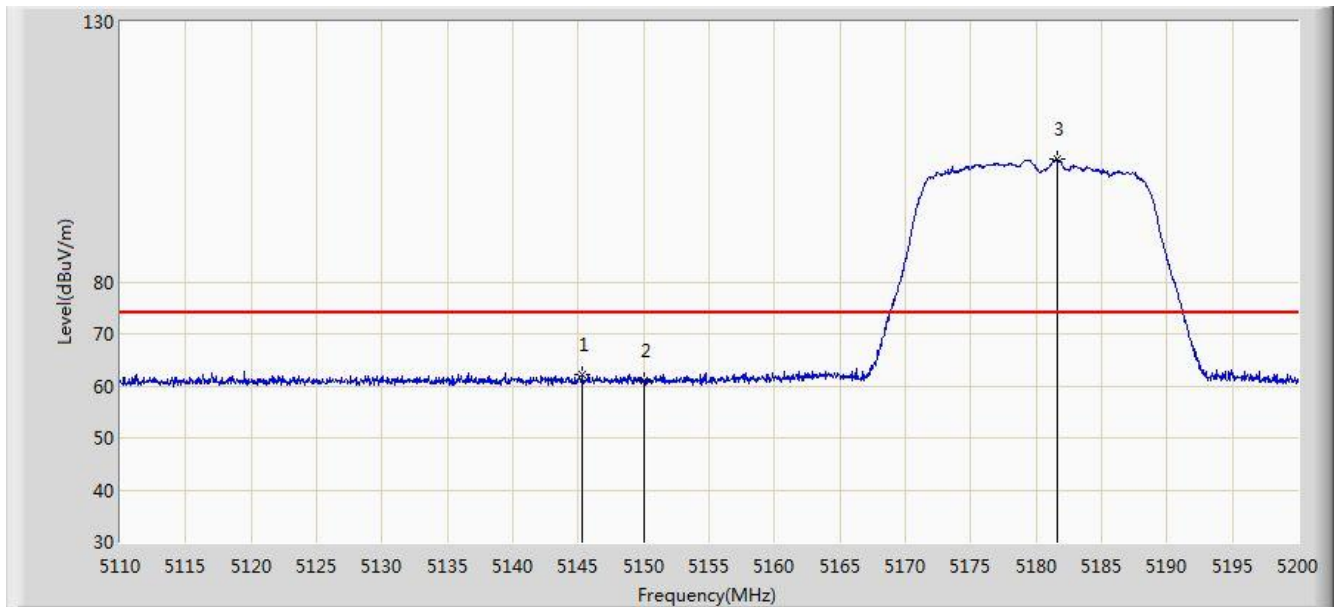


No	Flag	Mark	Frequency (MHz)	Measure Level (dBuV/m)	Reading Level (dBuV)	Margin (dB)	Limit (dBuV/m)	Factor (dB)	Type
1			5828.010	121.292	115.686	N/A	N/A	5.606	PK
2			5850.000	77.926	72.200	-44.274	122.200	5.726	PK
3			5855.000	72.300	66.554	-38.500	110.800	5.746	PK
4			5855.310	72.986	67.238	-37.728	110.713	5.747	PK
5			5875.000	65.420	59.600	-39.780	105.200	5.820	PK
6			5925.000	62.723	56.757	-11.277	74.000	5.967	PK
7			5947.837	64.402	58.380	-9.598	74.000	6.023	PK

Note: Measure Level (dBμV/m) = Reading Level (dBμV) + Factor (dB)

Factor (dB) = Cable Loss (dB) + Antenna Factor (dB/m) - Pre_Amplifier Gain (dB)

Site: AC1	Time: 2016/10/24 - 23:17
Limit: FCC_Part15.209_RE(3m)	Engineer: Kevin Ke
Probe: BBHA9120D_1GHz_18GHz	Polarity: Horizontal
EUT: US WI-FI AP 4X4 OD ext. antenna	Power: DC 54V
Test Mode: Transmit by 802.11n-HT20 at Channel 5180MHz Ant 0	

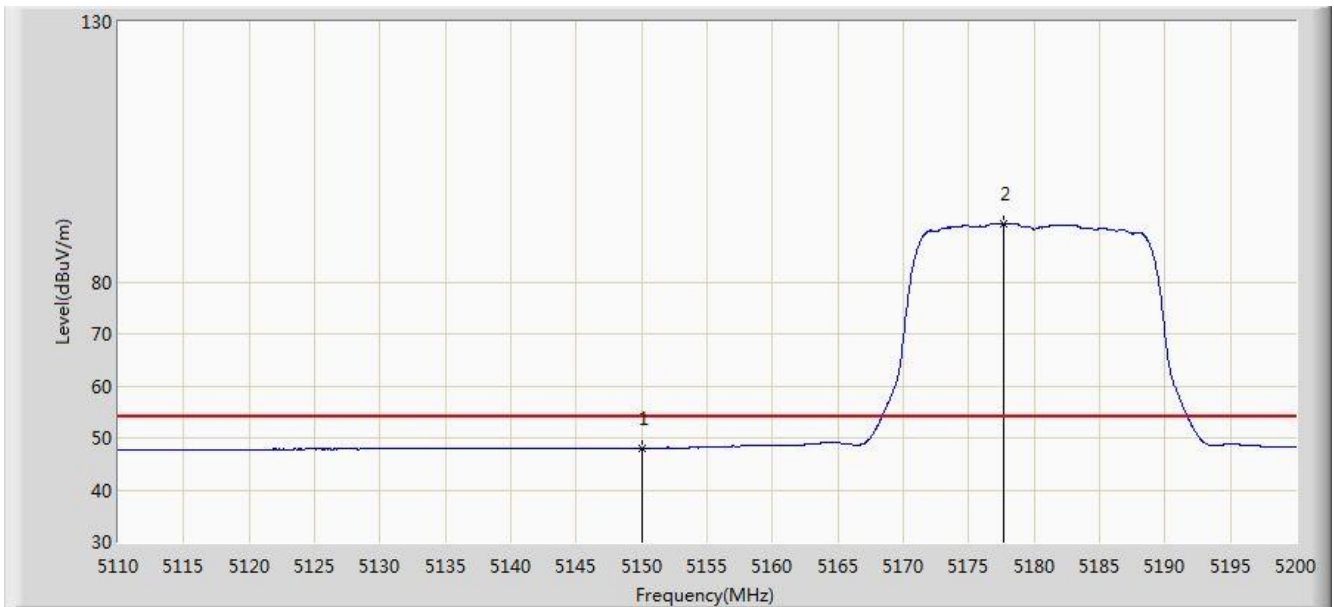


No	Flag	Mark	Frequency (MHz)	Measure Level (dBuV/m)	Reading Level (dBuV)	Margin (dB)	Limit (dBuV/m)	Factor (dB)	Type
1			5145.280	62.227	58.051	-11.773	74.000	4.176	PK
2			5150.000	60.972	56.803	-13.028	74.000	4.170	PK
3			5181.595	103.536	99.473	N/A	N/A	4.063	PK

Note: Measure Level (dB μ V/m) = Reading Level (dB μ V) + Factor (dB)

Factor (dB) = Cable Loss (dB) + Antenna Factor (dB/m) - Pre_Amplifier Gain (dB)

Site: AC1	Time: 2016/10/24 - 23:20
Limit: FCC_Part15.209_RE(3m)	Engineer: Kevin Ke
Probe: BBHA9120D_1GHz_18GHz	Polarity: Horizontal
EUT: US WI-FI AP 4X4 OD ext. antenna	Power: DC 54V
Test Mode: Transmit by 802.11n-HT20 at Channel 5180MHz Ant 0	

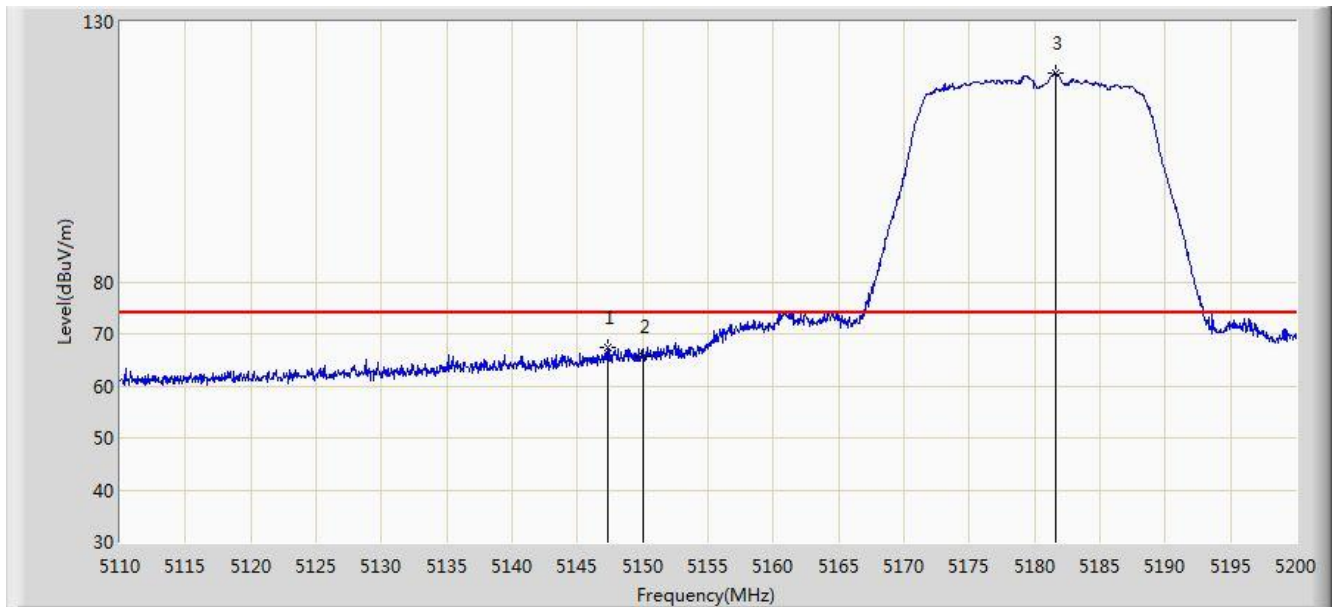


No	Flag	Mark	Frequency (MHz)	Measure Level (dBuV/m)	Reading Level (dBuV)	Margin (dB)	Limit (dBuV/m)	Factor (dB)	Type
1			5150.000	48.028	43.859	-5.972	54.000	4.170	AV
2			5177.680	91.122	87.045	N/A	N/A	4.077	AV

Note: Measure Level (dBμV/m) = Reading Level (dBμV) + Factor (dB)

Factor (dB) = Cable Loss (dB) + Antenna Factor (dB/m) - Pre_Amplifier Gain (dB)

Site: AC1	Time: 2016/10/24 - 23:17
Limit: FCC_Part15.209_RE(3m)	Engineer: Kevin Ke
Probe: BBHA9120D_1GHz_18GHz	Polarity: Vertical
EUT: US WI-FI AP 4X4 OD ext. antenna	Power: DC 54V
Test Mode: Transmit by 802.11n-HT20 at Channel 5180MHz Ant 0	

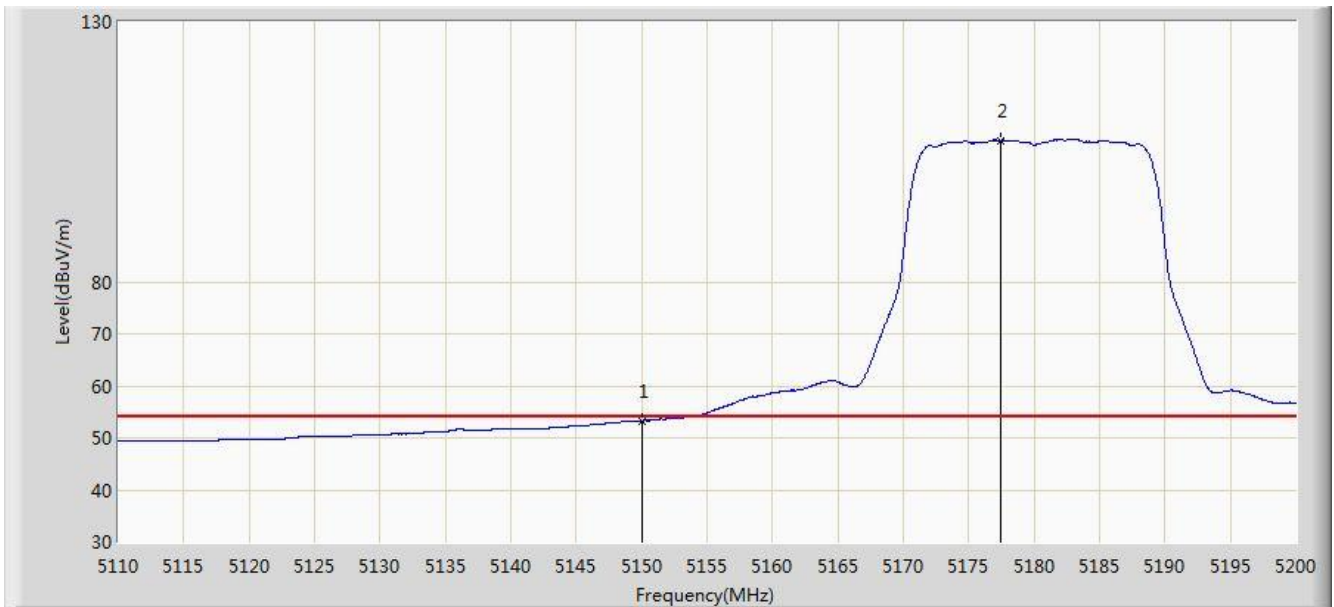


No	Flag	Mark	Frequency (MHz)	Measure Level (dBuV/m)	Reading Level (dBuV)	Margin (dB)	Limit (dBuV/m)	Factor (dB)	Type
1			5147.350	67.355	63.179	-6.645	74.000	4.175	PK
2			5150.000	65.529	61.360	-8.471	74.000	4.170	PK
3			5181.595	120.045	115.982	N/A	N/A	4.063	PK

Note: Measure Level (dB μ V/m) = Reading Level (dB μ V) + Factor (dB)

Factor (dB) = Cable Loss (dB) + Antenna Factor (dB/m) - Pre_Amplifier Gain (dB)

Site: AC1	Time: 2016/10/24 - 23:16
Limit: FCC_Part15.209_RE(3m)	Engineer: Kevin Ke
Probe: BBHA9120D_1GHz_18GHz	Polarity: Vertical
EUT: US WI-FI AP 4X4 OD ext. antenna	Power: DC 54V
Test Mode: Transmit by 802.11n-HT20 at Channel 5180MHz Ant 0	

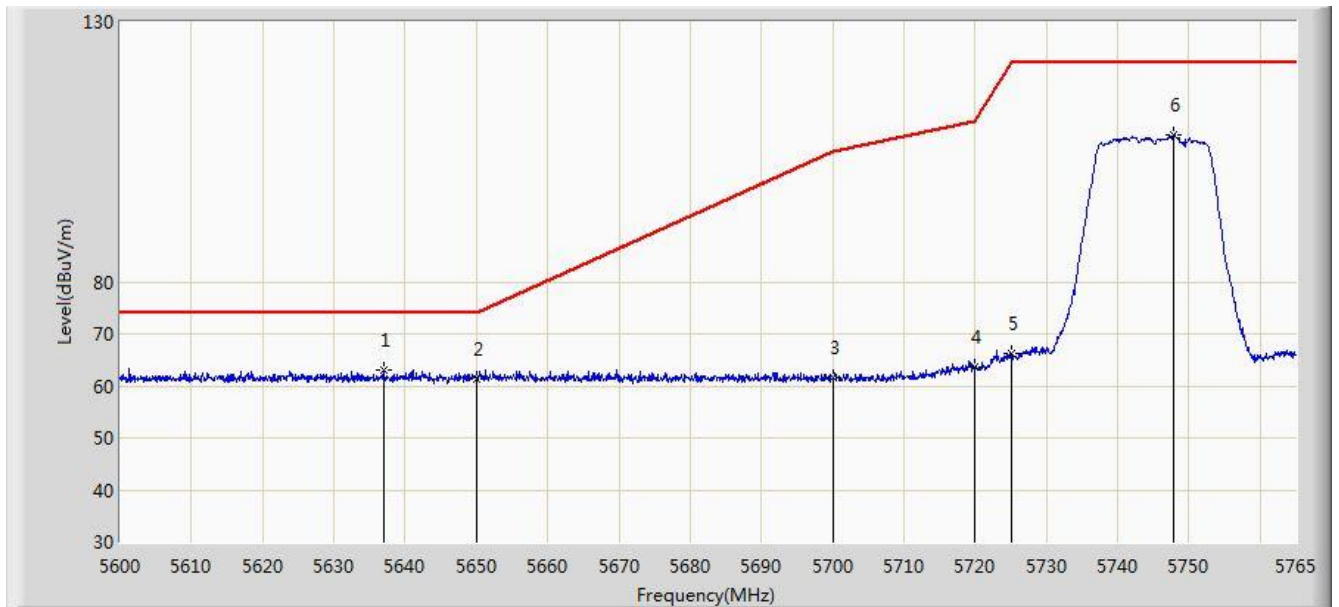


No	Flag	Mark	Frequency (MHz)	Measure Level (dBuV/m)	Reading Level (dBuV)	Margin (dB)	Limit (dBuV/m)	Factor (dB)	Type
1			5150.000	53.262	49.093	-0.738	54.000	4.170	AV
2			5177.410	107.231	103.153	N/A	N/A	4.078	AV

Note: Measure Level (dBμV/m) = Reading Level (dBμV) + Factor (dB)

Factor (dB) = Cable Loss (dB) + Antenna Factor (dB/m) - Pre_Amplifier Gain (dB)

Site: AC1	Time: 2016/10/24 - 23:50
Limit: FCC_Part15.407_RE(3m)	Engineer: Kevin Ke
Probe: BBHA9120D_1GHz_18GHz	Polarity: Horizontal
EUT: US WI-FI AP 4X4 OD ext. antenna	Power: DC 54V
Test Mode: Transmit by 802.11n-HT20 at Channel 5745MHz Ant 0	

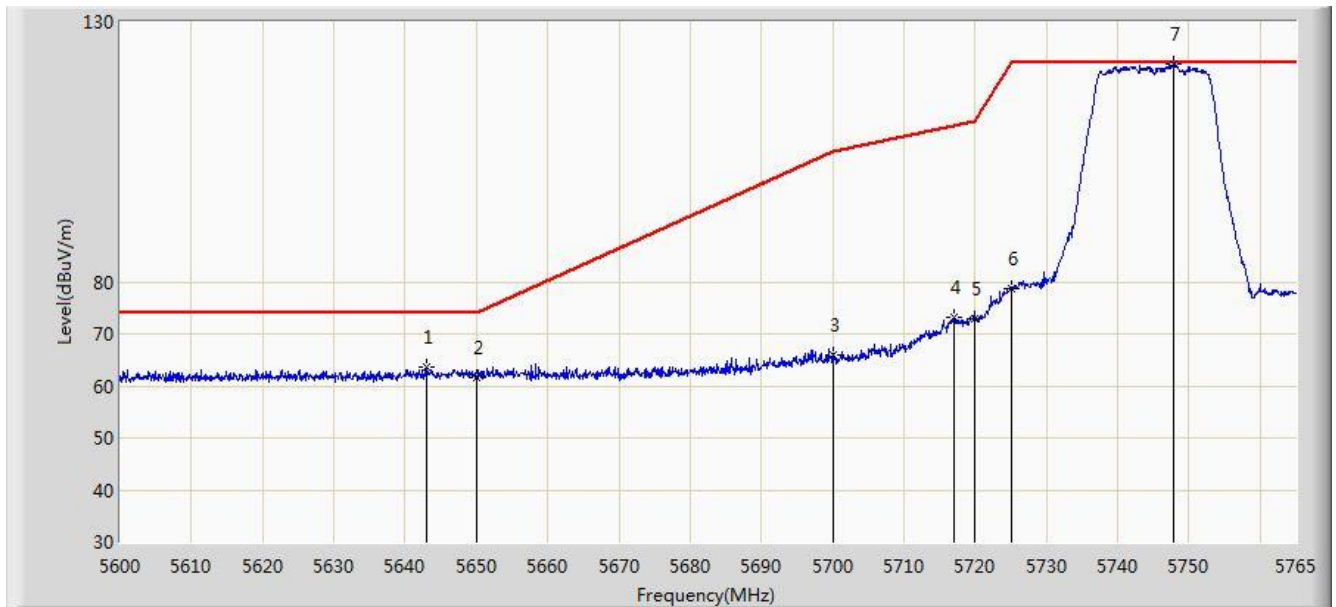


No	Flag	Mark	Frequency (MHz)	Measure Level (dBuV/m)	Reading Level (dBuV)	Margin (dB)	Limit (dBuV/m)	Factor (dB)	Type
1			5636.960	63.108	58.479	-10.892	74.000	4.628	PK
2			5650.000	61.448	56.777	-12.552	74.000	4.671	PK
3			5700.000	61.694	56.816	-43.506	105.200	4.878	PK
4			5720.000	63.746	58.749	-47.054	110.800	4.997	PK
5			5725.000	66.088	61.059	-56.112	122.200	5.029	PK
6			5747.922	108.141	102.969	N/A	N/A	5.172	PK

Note: Measure Level (dBuV/m) = Reading Level (dBuV) + Factor (dB)

Factor (dB) = Cable Loss (dB) + Antenna Factor (dB/m) - Pre_Amplifier Gain (dB)

Site: AC1	Time: 2016/10/24 - 23:49
Limit: FCC_Part15.407_RE(3m)	Engineer: Kevin Ke
Probe: BBHA9120D_1GHz_18GHz	Polarity: Vertical
EUT: US WI-FI AP 4X4 OD ext. antenna	Power: DC 54V
Test Mode: Transmit by 802.11n-HT20 at Channel 5745MHz Ant 0	

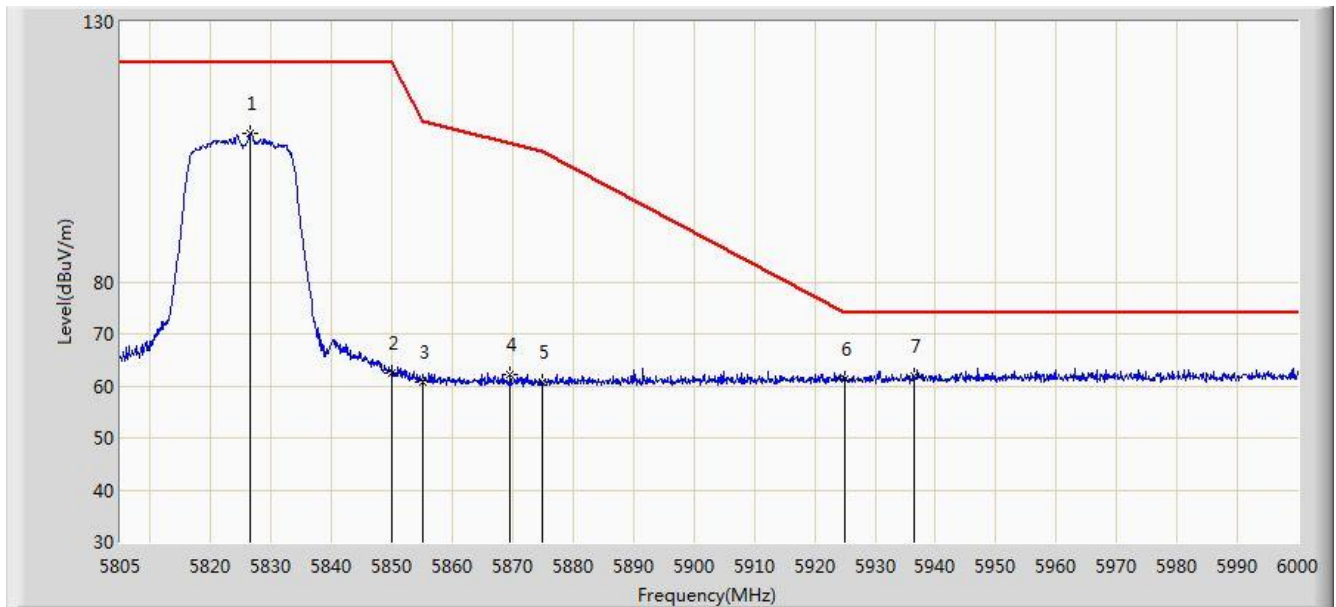


No	Flag	Mark	Frequency (MHz)	Measure Level (dBuV/m)	Reading Level (dBuV)	Margin (dB)	Limit (dBuV/m)	Factor (dB)	Type
1			5643.065	63.575	58.927	-10.425	74.000	4.649	PK
2			5650.000	61.623	56.952	-12.377	74.000	4.671	PK
3			5700.000	66.036	61.158	-39.164	105.200	4.878	PK
4			5717.067	73.063	68.085	-36.917	109.980	4.978	PK
5			5720.000	72.943	67.946	-37.857	110.800	4.997	PK
6			5725.000	78.796	73.767	-43.404	122.200	5.029	PK
7			5747.922	121.897	116.725	N/A	N/A	5.172	PK

Note: Measure Level (dBμV/m) = Reading Level (dBμV) + Factor (dB)

Factor (dB) = Cable Loss (dB) + Antenna Factor (dB/m) - Pre_Amplifier Gain (dB)

Site: AC1	Time: 2016/10/24 - 23:58
Limit: FCC_Part15.407_RE(3m)	Engineer: Kevin Ke
Probe: BBHA9120D_1GHz_18GHz	Polarity: Horizontal
EUT: US WI-FI AP 4X4 OD ext. antenna	Power: DC 54V
Test Mode: Transmit by 802.11n-HT20 at Channel 5825MHz Ant 0	

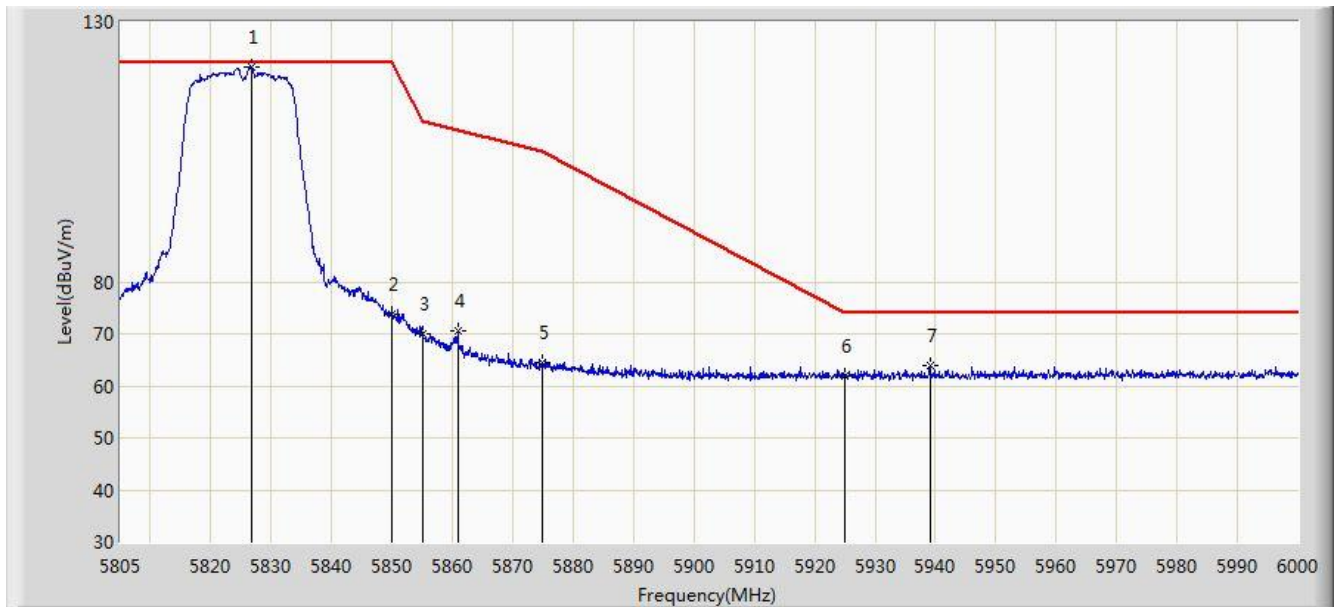


No	Flag	Mark	Frequency (MHz)	Measure Level (dBuV/m)	Reading Level (dBuV)	Margin (dB)	Limit (dBuV/m)	Factor (dB)	Type
1			5826.450	108.622	103.026	N/A	N/A	5.596	PK
2			5850.000	62.418	56.692	-59.782	122.200	5.726	PK
3			5855.000	60.665	54.919	-50.135	110.800	5.746	PK
4			5869.545	62.236	56.435	-44.489	106.726	5.801	PK
5			5875.000	60.706	54.886	-44.494	105.200	5.820	PK
6			5925.000	61.424	55.458	-12.576	74.000	5.967	PK
7			5936.527	61.797	55.802	-12.203	74.000	5.995	PK

Note: Measure Level (dBμV/m) = Reading Level (dBμV) + Factor (dB)

Factor (dB) = Cable Loss (dB) + Antenna Factor (dB/m) - Pre_Amplifier Gain (dB)

Site: AC1	Time: 2016/10/24 - 23:55
Limit: FCC_Part15.407_RE(3m)	Engineer: Kevin Ke
Probe: BBHA9120D_1GHz_18GHz	Polarity: Vertical
EUT: US WI-FI AP 4X4 OD ext. antenna	Power: DC 54V
Test Mode: Transmit by 802.11n-HT20 at Channel 5825MHz Ant 0	

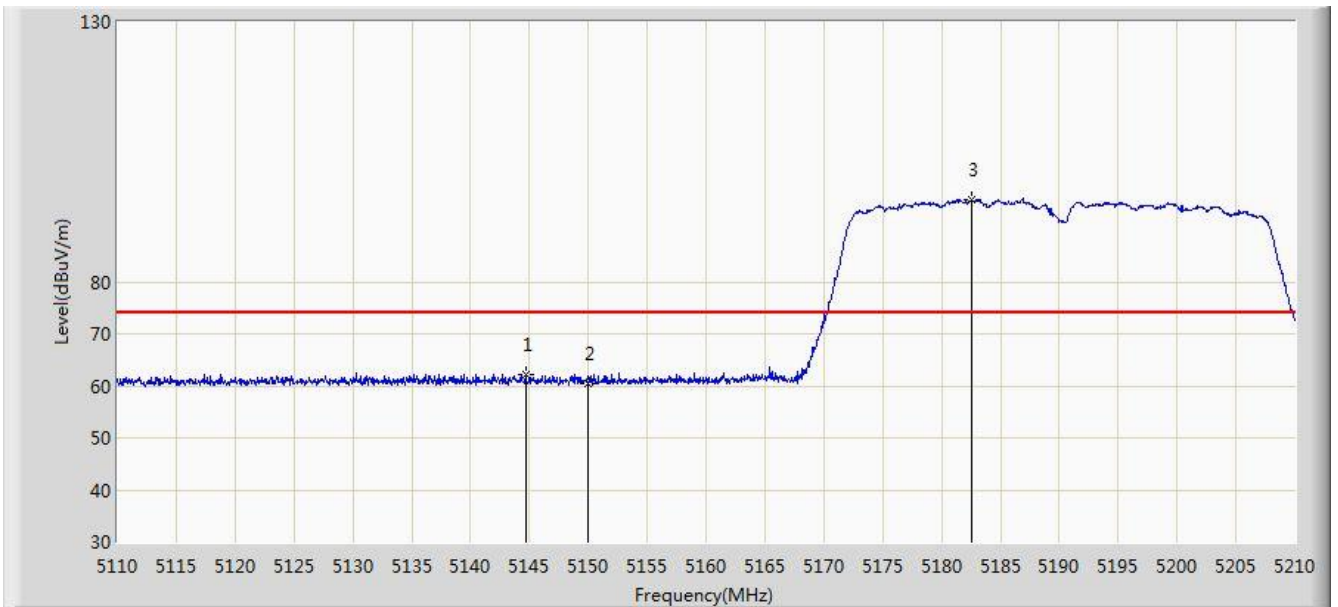


No	Flag	Mark	Frequency (MHz)	Measure Level (dBuV/m)	Reading Level (dBuV)	Margin (dB)	Limit (dBuV/m)	Factor (dB)	Type
1			5826.743	121.180	115.582	N/A	N/A	5.599	PK
2			5850.000	73.896	68.170	-48.304	122.200	5.726	PK
3			5855.000	69.979	64.233	-40.821	110.800	5.746	PK
4			5860.868	70.664	64.893	-38.491	109.155	5.770	PK
5			5875.000	64.480	58.660	-40.720	105.200	5.820	PK
6			5925.000	61.969	56.003	-12.031	74.000	5.967	PK
7			5939.062	63.797	57.796	-10.203	74.000	6.002	PK

Note: Measure Level (dBμV/m) = Reading Level (dBμV) + Factor (dB)

Factor (dB) = Cable Loss (dB) + Antenna Factor (dB/m) - Pre_Amplifier Gain (dB)

Site: AC1	Time: 2016/10/25 - 00:11
Limit: FCC_Part15.209_RE(3m)	Engineer: Kevin Ke
Probe: BBHA9120D_1GHz_18GHz	Polarity: Horizontal
EUT: US WI-FI AP 4X4 OD ext. antenna	Power: DC 54V
Test Mode: Transmit by 802.11n-HT40 at Channel 5190MHz Ant 0	

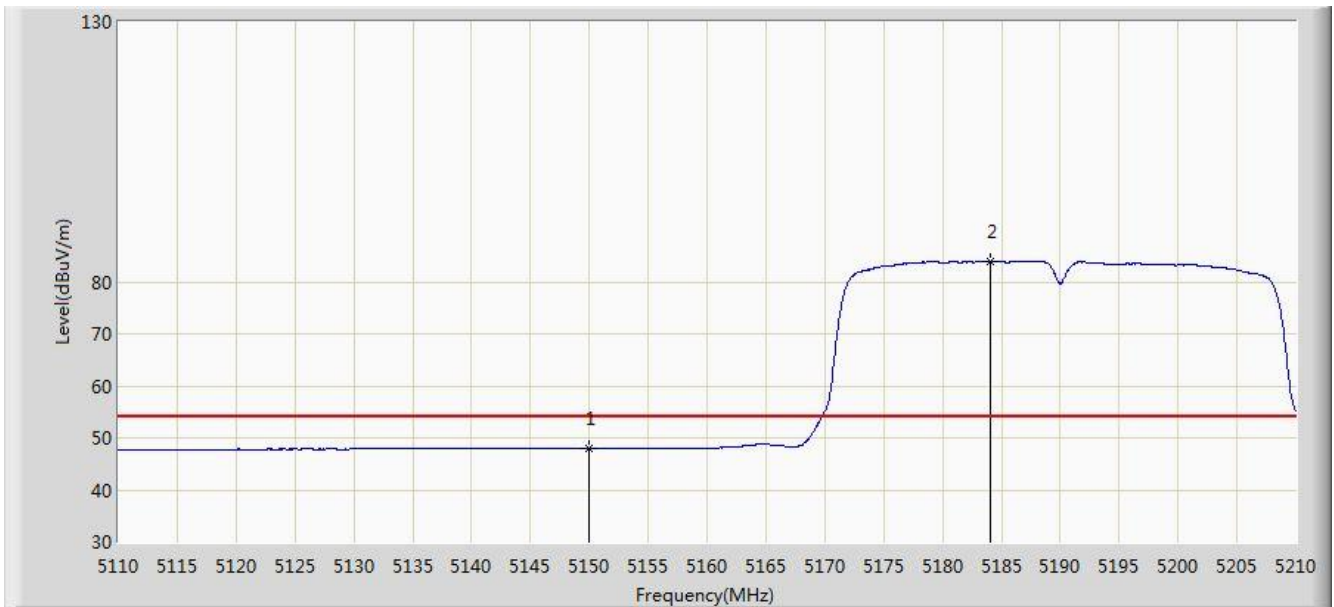


No	Flag	Mark	Frequency (MHz)	Measure Level (dBuV/m)	Reading Level (dBuV)	Margin (dB)	Limit (dBuV/m)	Factor (dB)	Type
1			5144.650	62.259	58.083	-11.741	74.000	4.176	PK
2			5150.000	60.313	56.144	-13.687	74.000	4.170	PK
3			5182.500	95.831	91.771	N/A	N/A	4.060	PK

Note: Measure Level (dBμV/m) = Reading Level (dBμV) + Factor (dB)

Factor (dB) = Cable Loss (dB) + Antenna Factor (dB/m) - Pre_Amplifier Gain (dB)

Site: AC1	Time: 2016/10/25 - 00:14
Limit: FCC_Part15.209_RE(3m)	Engineer: Kevin Ke
Probe: BBHA9120D_1GHz_18GHz	Polarity: Horizontal
EUT: US WI-FI AP 4X4 OD ext. antenna	Power: DC 54V
Test Mode: Transmit by 802.11n-HT40 at Channel 5190MHz Ant 0	

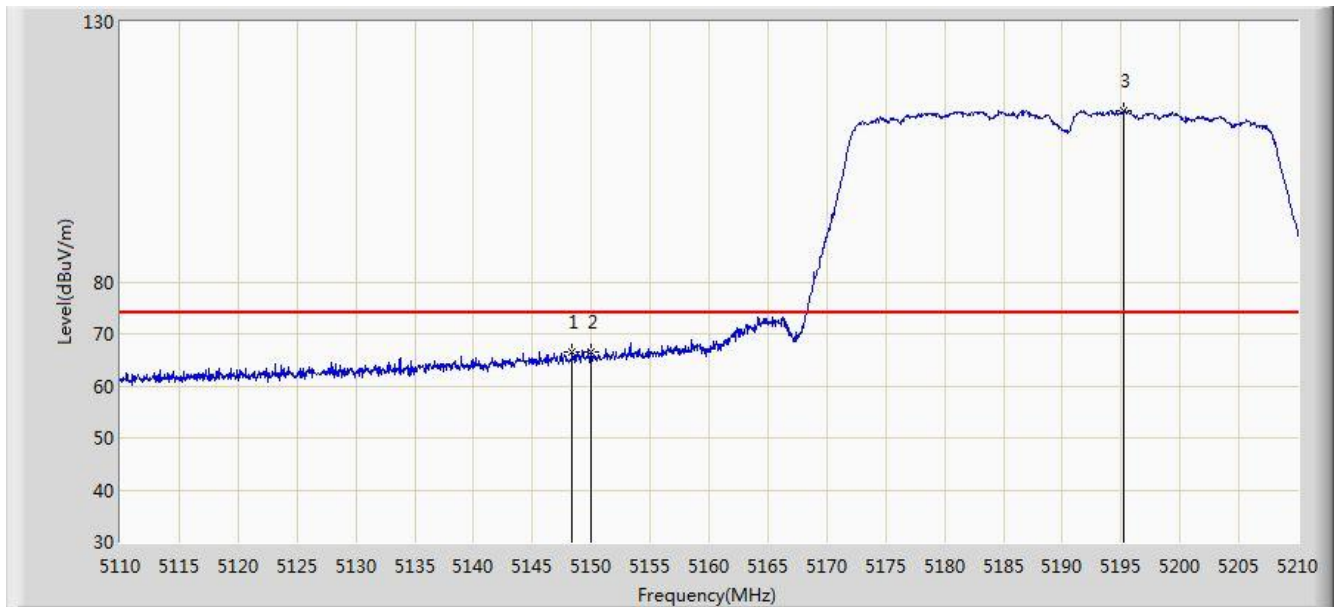


No	Flag	Mark	Frequency (MHz)	Measure Level (dBuV/m)	Reading Level (dBuV)	Margin (dB)	Limit (dBuV/m)	Factor (dB)	Type
1			5150.000	48.013	43.844	-5.987	54.000	4.170	AV
2			5184.000	83.914	79.859	N/A	N/A	4.055	AV

Note: Measure Level (dBμV/m) = Reading Level (dBμV) + Factor (dB)

Factor (dB) = Cable Loss (dB) + Antenna Factor (dB/m) - Pre_Amplifier Gain (dB)

Site: AC1	Time: 2016/10/25 - 00:10
Limit: FCC_Part15.209_RE(3m)	Engineer: Kevin Ke
Probe: BBHA9120D_1GHz_18GHz	Polarity: Vertical
EUT: US WI-FI AP 4X4 OD ext. antenna	Power: DC 54V
Test Mode: Transmit by 802.11n-HT40 at Channel 5190MHz Ant 0	

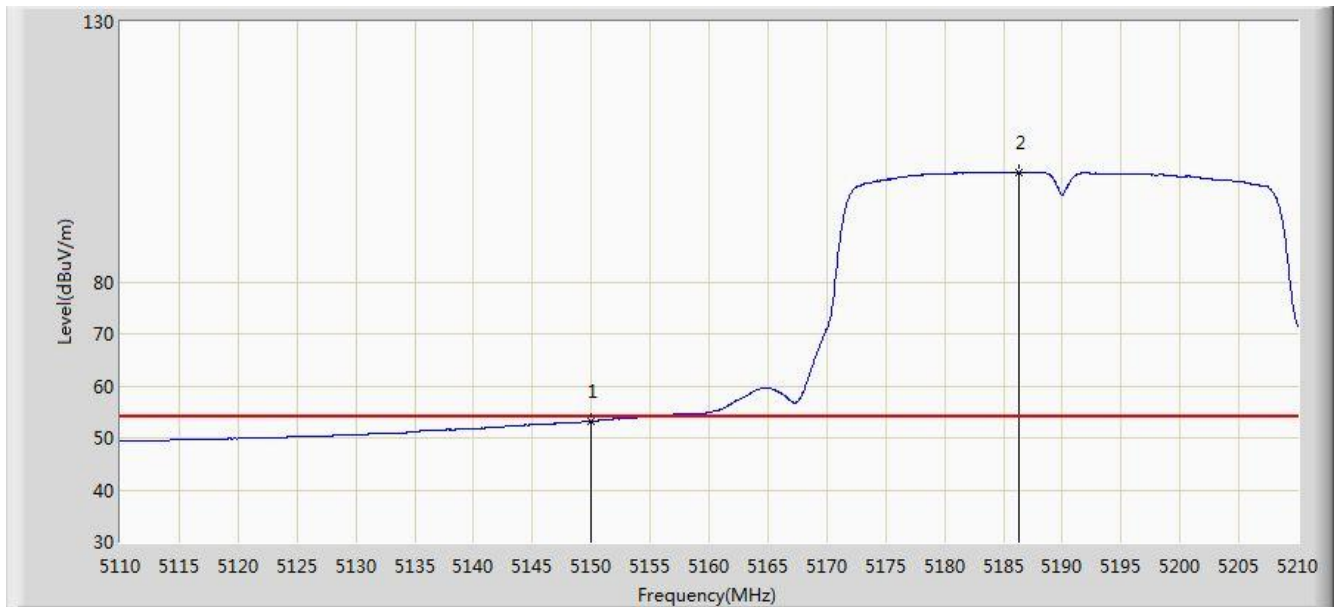


No	Flag	Mark	Frequency (MHz)	Measure Level (dBuV/m)	Reading Level (dBuV)	Margin (dB)	Limit (dBuV/m)	Factor (dB)	Type
1			5148.400	66.499	62.325	-7.501	74.000	4.174	PK
2			5150.000	66.625	62.456	-7.375	74.000	4.170	PK
3			5195.250	113.001	108.986	N/A	N/A	4.015	PK

Note: Measure Level (dBμV/m) = Reading Level (dBμV) + Factor (dB)

Factor (dB) = Cable Loss (dB) + Antenna Factor (dB/m) - Pre_Amplifier Gain (dB)

Site: AC1	Time: 2016/10/25 - 00:10
Limit: FCC_Part15.209_RE(3m)	Engineer: Kevin Ke
Probe: BBHA9120D_1GHz_18GHz	Polarity: Vertical
EUT: US WI-FI AP 4X4 OD ext. antenna	Power: DC 54V
Test Mode: Transmit by 802.11n-HT40 at Channel 5190MHz Ant 0	

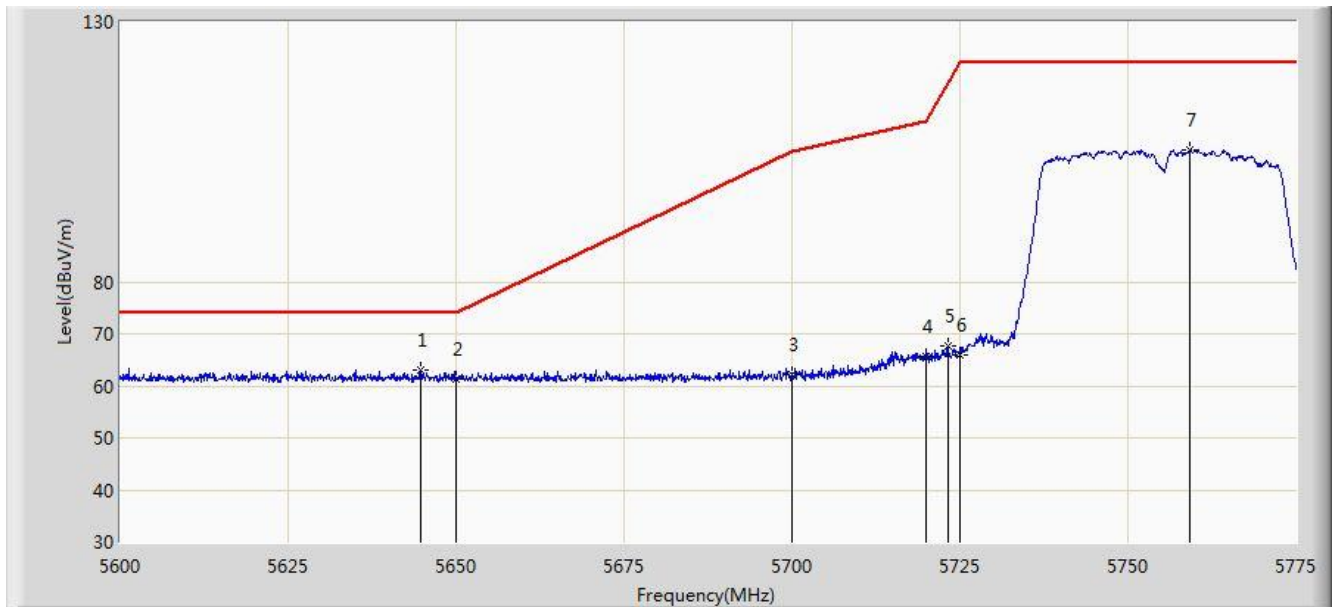


No	Flag	Mark	Frequency (MHz)	Measure Level (dBuV/m)	Reading Level (dBuV)	Margin (dB)	Limit (dBuV/m)	Factor (dB)	Type
1			5150.000	53.180	49.011	-0.820	54.000	4.170	AV
2			5186.300	101.068	97.021	N/A	N/A	4.046	AV

Note: Measure Level (dBμV/m) = Reading Level (dBμV) + Factor (dB)

Factor (dB) = Cable Loss (dB) + Antenna Factor (dB/m) - Pre_Amplifier Gain (dB)

Site: AC1	Time: 2016/10/25 - 00:43
Limit: FCC_Part15.407_RE(3m)	Engineer: Kevin Ke
Probe: BBHA9120D_1GHz_18GHz	Polarity: Horizontal
EUT: US WI-FI AP 4X4 OD ext. antenna	Power: DC 54V
Test Mode: Transmit by 802.11n-HT40 at Channel 5755MHz Ant 0	

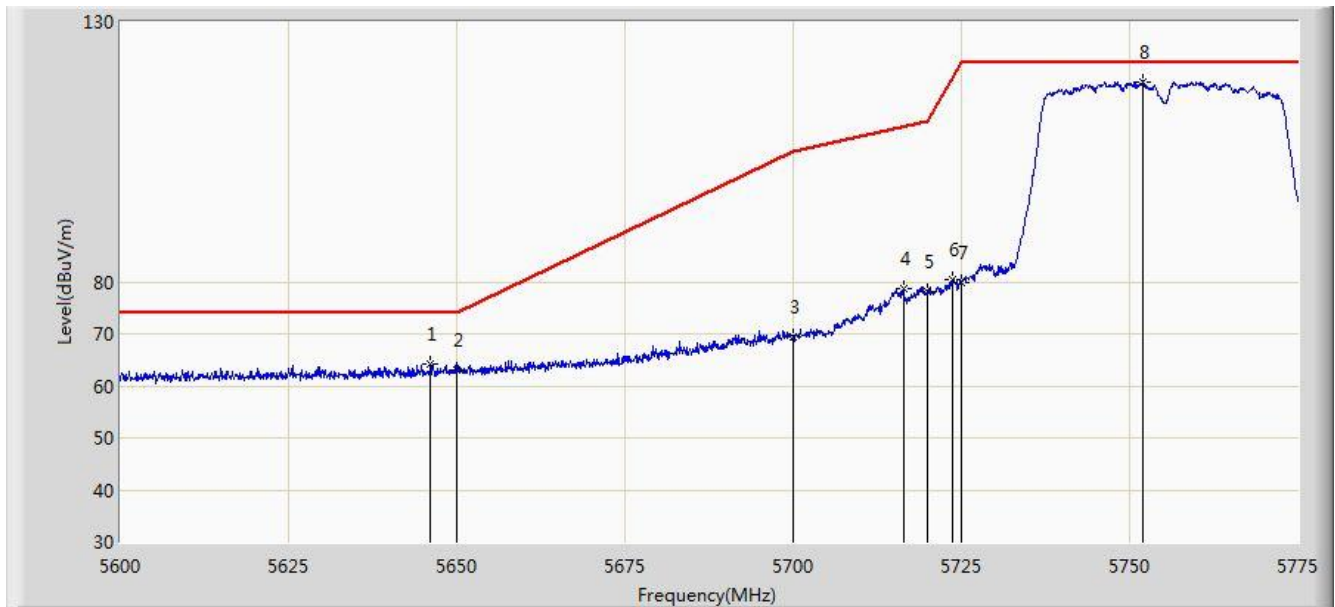


No	Flag	Mark	Frequency (MHz)	Measure Level (dBuV/m)	Reading Level (dBuV)	Margin (dB)	Limit (dBuV/m)	Factor (dB)	Type
1			5644.800	62.926	58.272	-11.074	74.000	4.654	PK
2			5650.000	61.288	56.617	-12.712	74.000	4.671	PK
3			5700.000	62.133	57.255	-43.067	105.200	4.878	PK
4			5720.000	65.646	60.649	-45.154	110.800	4.997	PK
5			5723.200	67.785	62.768	-50.312	118.097	5.017	PK
6			5725.000	66.051	61.022	-56.149	122.200	5.029	PK
7			5759.250	105.356	100.120	N/A	N/A	5.236	PK

Note: Measure Level (dBμV/m) = Reading Level (dBμV) + Factor (dB)

Factor (dB) = Cable Loss (dB) + Antenna Factor (dB/m) - Pre_Amplifier Gain (dB)

Site: AC1	Time: 2016/10/25 - 00:40
Limit: FCC_Part15.407_RE(3m)	Engineer: Kevin Ke
Probe: BBHA9120D_1GHz_18GHz	Polarity: Vertical
EUT: US WI-FI AP 4X4 OD ext. antenna	Power: DC 54V
Test Mode: Transmit by 802.11n-HT40 at Channel 5755MHz Ant 0	

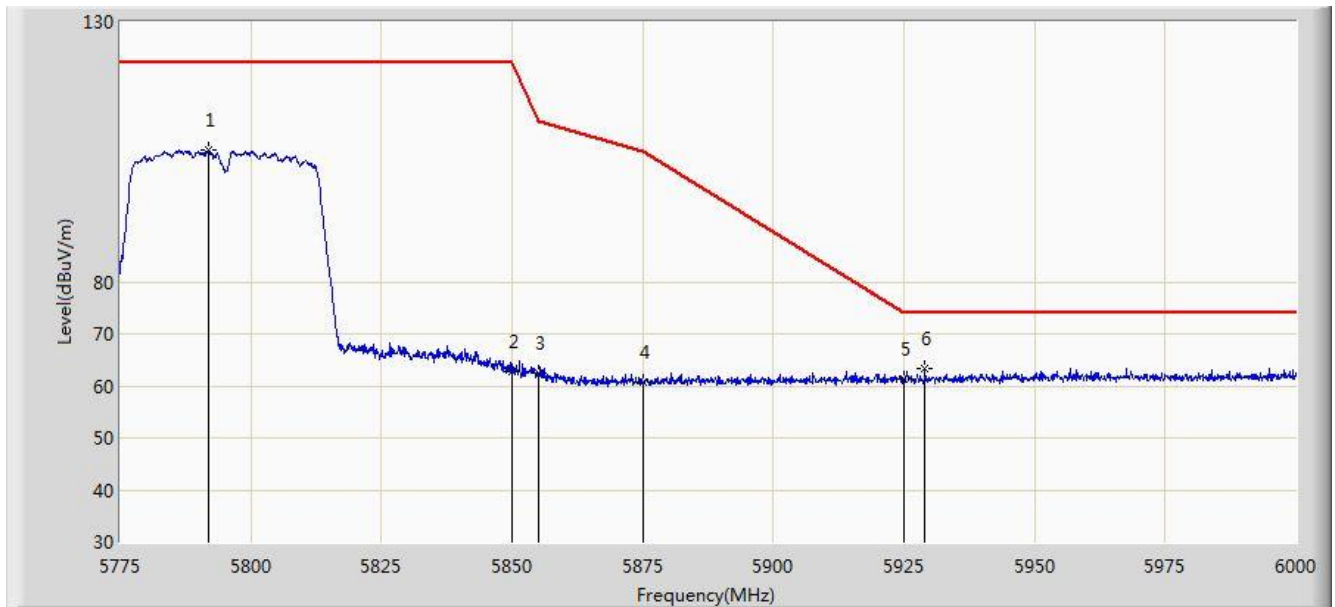


No	Flag	Mark	Frequency (MHz)	Measure Level (dBuV/m)	Reading Level (dBuV)	Margin (dB)	Limit (dBuV/m)	Factor (dB)	Type
1			5646.112	64.208	59.550	-9.792	74.000	4.658	PK
2			5650.000	63.043	58.372	-10.957	74.000	4.671	PK
3			5700.000	69.284	64.406	-35.916	105.200	4.878	PK
4			5716.375	78.605	73.631	-31.182	109.786	4.974	PK
5			5720.000	77.982	72.985	-32.818	110.800	4.997	PK
6			5723.638	80.418	75.398	-38.677	119.096	5.021	PK
7			5725.000	79.901	74.872	-42.299	122.200	5.029	PK
8			5752.075	118.362	113.167	N/A	N/A	5.194	PK

Note: Measure Level (dBμV/m) = Reading Level (dBμV) + Factor (dB)

Factor (dB) = Cable Loss (dB) + Antenna Factor (dB/m) - Pre_Amplifier Gain (dB)

Site: AC1	Time: 2016/10/25 - 01:06
Limit: FCC_Part15.407_RE(3m)	Engineer: Kevin Ke
Probe: BBHA9120D_1GHz_18GHz	Polarity: Horizontal
EUT: US WI-FI AP 4X4 OD ext. antenna	Power: DC 54V
Test Mode: Transmit by 802.11n-HT40 at Channel 5795MHz Ant 0	

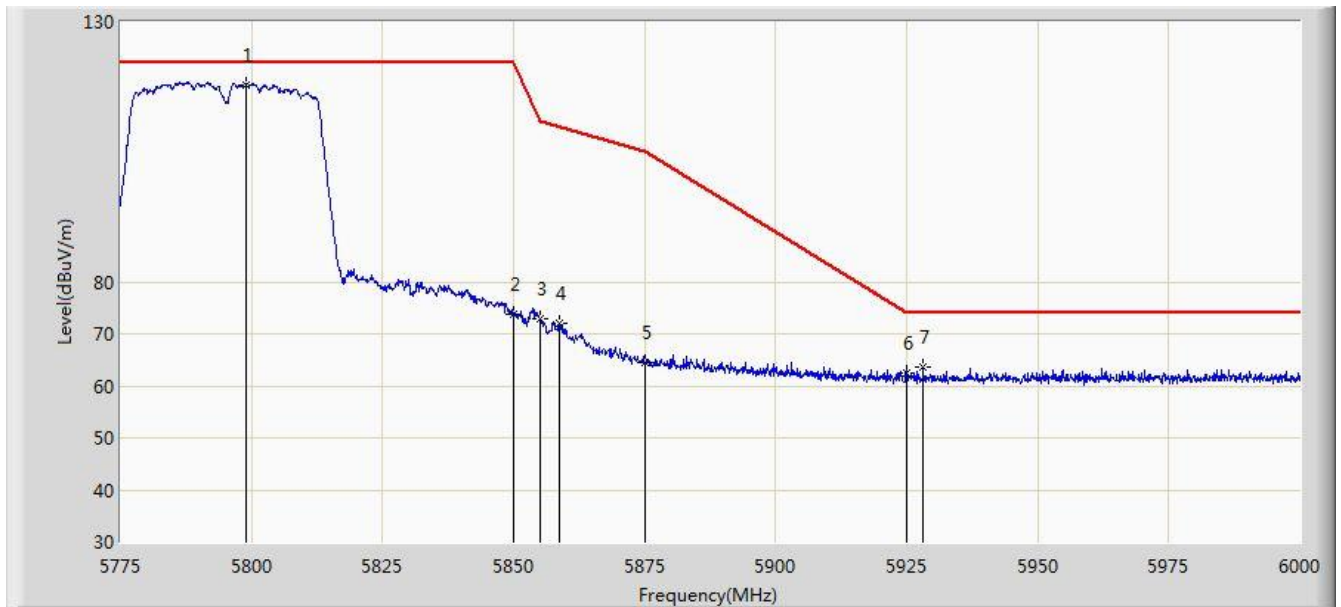


No	Flag	Mark	Frequency (MHz)	Measure Level (dBuV/m)	Reading Level (dBuV)	Margin (dB)	Limit (dBuV/m)	Factor (dB)	Type
1			5791.987	105.309	99.907	N/A	N/A	5.402	PK
2			5850.000	62.657	56.931	-59.543	122.200	5.726	PK
3			5855.000	62.461	56.715	-48.339	110.800	5.746	PK
4			5875.000	60.598	54.778	-44.602	105.200	5.820	PK
5			5925.000	61.207	55.241	-12.793	74.000	5.967	PK
6			5929.013	63.316	57.339	-10.684	74.000	5.976	PK

Note: Measure Level (dBuV/m) = Reading Level (dBuV) + Factor (dB)

Factor (dB) = Cable Loss (dB) + Antenna Factor (dB/m) - Pre_Amplifier Gain (dB)

Site: AC1	Time: 2016/10/25 - 01:02
Limit: FCC_Part15.407_RE(3m)	Engineer: Kevin Ke
Probe: BBHA9120D_1GHz_18GHz	Polarity: Vertical
EUT: US WI-FI AP 4X4 OD ext. antenna	Power: DC 54V
Test Mode: Transmit by 802.11n-HT40 at Channel 5795MHz Ant 0	

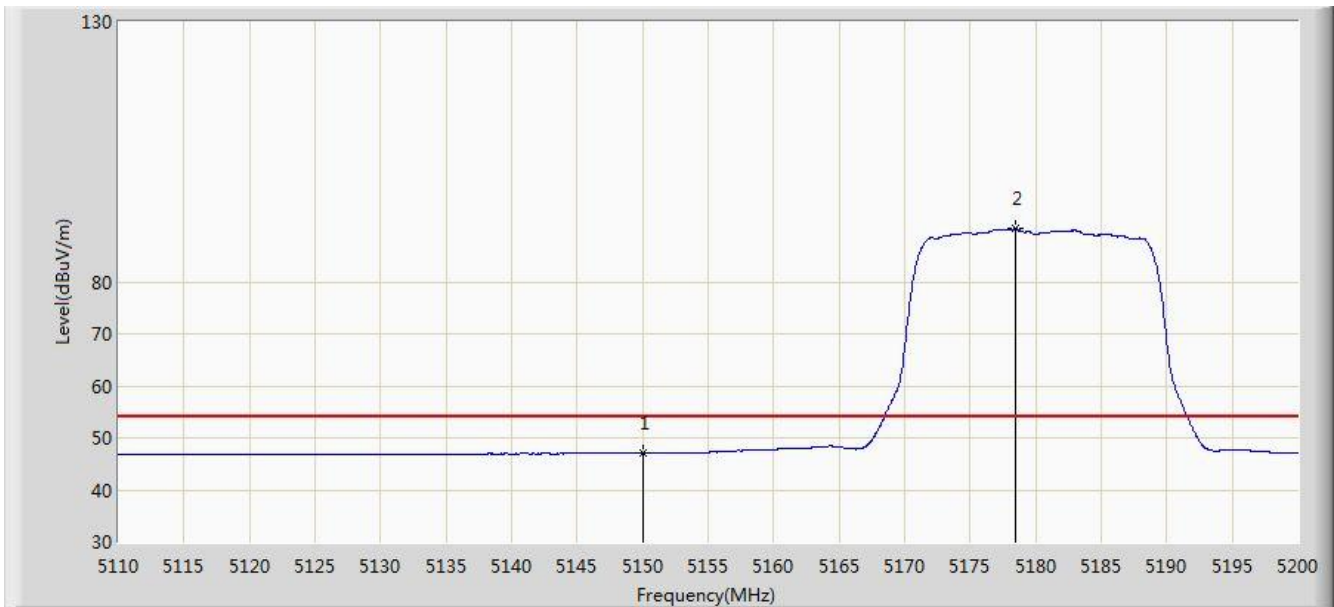


No	Flag	Mark	Frequency (MHz)	Measure Level (dBuV/m)	Reading Level (dBuV)	Margin (dB)	Limit (dBuV/m)	Factor (dB)	Type
1			5799.075	117.962	112.522	N/A	N/A	5.440	PK
2			5850.000	73.747	68.021	-48.453	122.200	5.726	PK
3			5855.000	72.931	67.185	-37.869	110.800	5.746	PK
4			5858.812	72.029	66.267	-37.702	109.731	5.762	PK
5			5875.000	64.392	58.572	-40.808	105.200	5.820	PK
6			5925.000	62.378	56.412	-11.622	74.000	5.967	PK
7			5928.112	63.533	57.559	-10.467	74.000	5.974	PK

Note: Measure Level (dBμV/m) = Reading Level (dBμV) + Factor (dB)

Factor (dB) = Cable Loss (dB) + Antenna Factor (dB/m) - Pre_Amplifier Gain (dB)

Site: AC1	Time: 2016/10/25 - 11:18
Limit: FCC_Part15.209_RE(3m)	Engineer: Kevin Ke
Probe: BBHA9120D_1GHz_18GHz	Polarity: Horizontal
EUT: US WI-FI AP 4X4 OD ext. antenna	Power: DC 54V
Test Mode: Transmit by 802.11ac-VHT20 at Channel 5180MHz Ant 0	

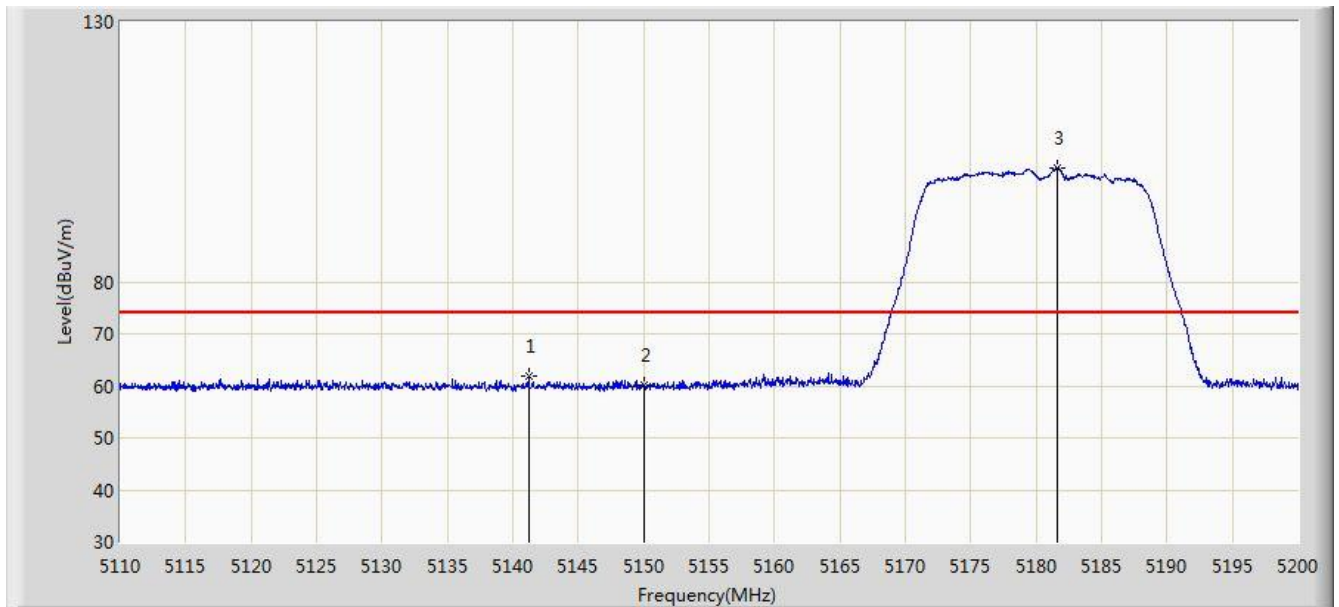


No	Flag	Mark	Frequency (MHz)	Measure Level (dBuV/m)	Reading Level (dBuV)	Margin (dB)	Limit (dBuV/m)	Factor (dB)	Type
1			5150.000	47.067	42.898	-6.933	54.000	4.170	AV
2			5178.490	90.168	86.094	N/A	N/A	4.074	AV

Note: Measure Level (dBμV/m) = Reading Level (dBμV) + Factor (dB)

Factor (dB) = Cable Loss (dB) + Antenna Factor (dB/m) - Pre_Amplifier Gain (dB)

Site: AC1	Time: 2016/10/25 - 11:15
Limit: FCC_Part15.209_RE(3m)	Engineer: Kevin Ke
Probe: BBHA9120D_1GHz_18GHz	Polarity: Horizontal
EUT: US WI-FI AP 4X4 OD ext. antenna	Power: DC 54V
Test Mode: Transmit by 802.11ac-VHT20 at Channel 5180MHz Ant 0	

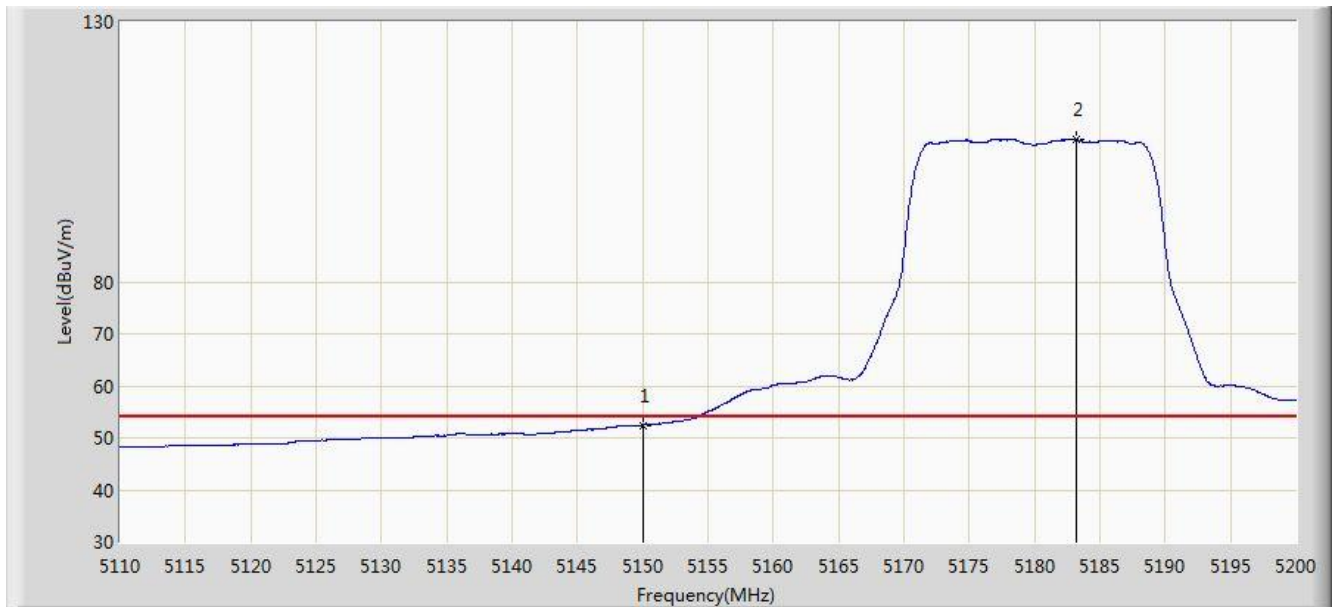


No	Flag	Mark	Frequency (MHz)	Measure Level (dBuV/m)	Reading Level (dBuV)	Margin (dB)	Limit (dBuV/m)	Factor (dB)	Type
1			5141.185	61.858	57.682	-12.142	74.000	4.175	PK
2			5150.000	60.155	55.986	-13.845	74.000	4.170	PK
3			5181.640	101.956	97.893	N/A	N/A	4.063	PK

Note: Measure Level (dB μ V/m) = Reading Level (dB μ V) + Factor (dB)

Factor (dB) = Cable Loss (dB) + Antenna Factor (dB/m) - Pre_Amplifier Gain (dB)

Site: AC1	Time: 2016/10/25 - 11:14
Limit: FCC_Part15.209_RE(3m)	Engineer: Kevin Ke
Probe: BBHA9120D_1GHz_18GHz	Polarity: Vertical
EUT: US WI-FI AP 4X4 OD ext. antenna	Power: DC 54V
Test Mode: Transmit by 802.11ac-VHT20 at Channel 5180MHz Ant 0	

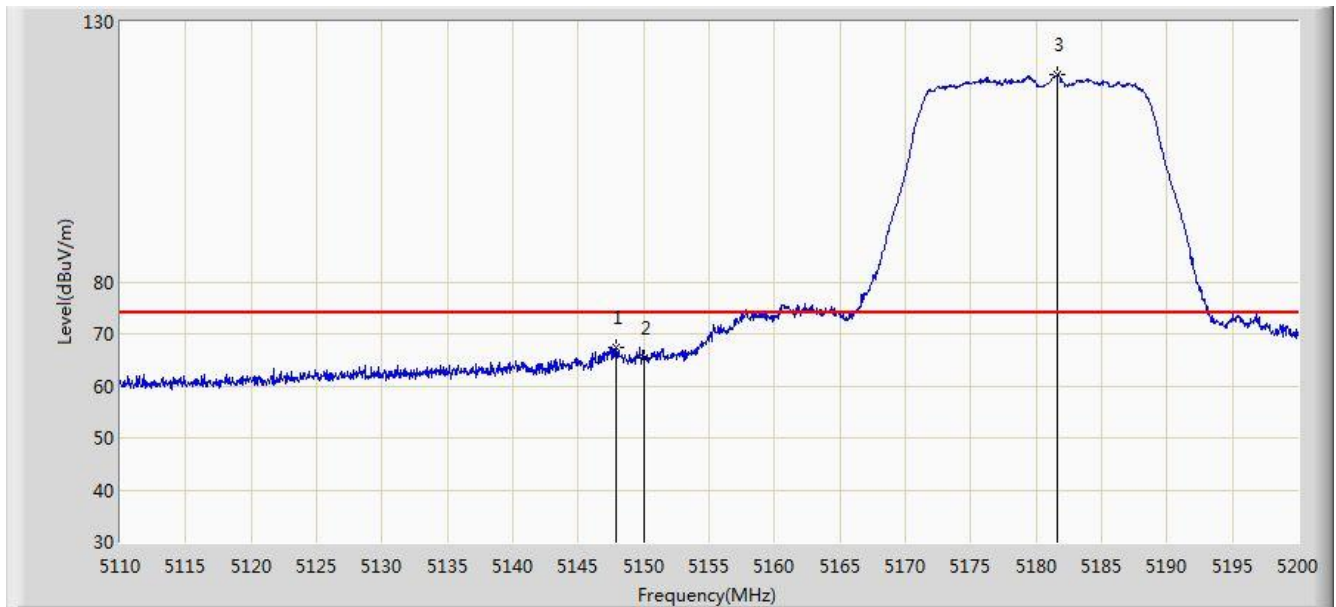


No	Flag	Mark	Frequency (MHz)	Measure Level (dBuV/m)	Reading Level (dBuV)	Margin (dB)	Limit (dBuV/m)	Factor (dB)	Type
1			5150.000	52.451	48.282	-1.549	54.000	4.170	AV
2			5183.170	107.412	103.354	N/A	N/A	4.057	AV

Note: Measure Level (dBμV/m) = Reading Level (dBμV) + Factor (dB)

Factor (dB) = Cable Loss (dB) + Antenna Factor (dB/m) - Pre_Amplifier Gain (dB)

Site: AC1	Time: 2016/10/25 - 11:12
Limit: FCC_Part15.209_RE(3m)	Engineer: Kevin Ke
Probe: BBHA9120D_1GHz_18GHz	Polarity: Vertical
EUT: US WI-FI AP 4X4 OD ext. antenna	Power: DC 54V
Test Mode: Transmit by 802.11ac-VHT20 at Channel 5180MHz Ant 0	

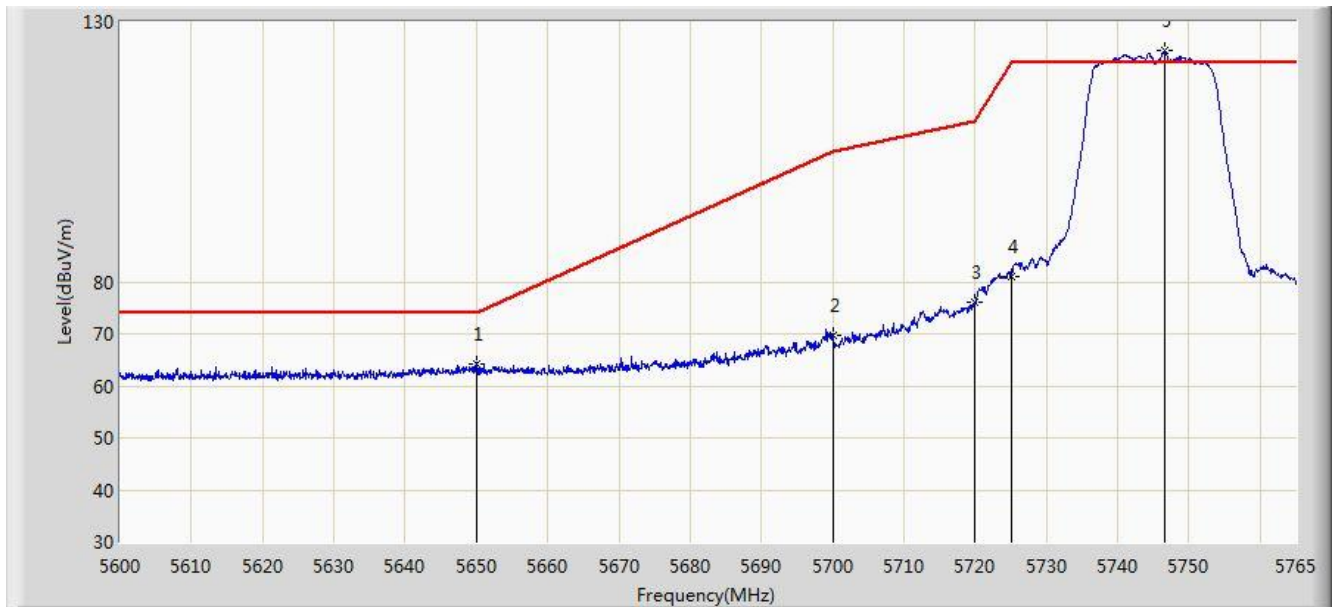


No	Flag	Mark	Frequency (MHz)	Measure Level (dBuV/m)	Reading Level (dBuV)	Margin (dB)	Limit (dBuV/m)	Factor (dB)	Type
1			5147.935	67.432	63.256	-6.568	74.000	4.176	PK
2			5150.000	65.240	61.071	-8.760	74.000	4.170	PK
3			5181.595	119.984	115.921	N/A	N/A	4.063	PK

Note: Measure Level (dB μ V/m) = Reading Level (dB μ V) + Factor (dB)

Factor (dB) = Cable Loss (dB) + Antenna Factor (dB/m) - Pre_Amplifier Gain (dB)

Site: AC1	Time: 2016/10/25 - 13:11
Limit: FCC_Part15.407_RE(3m)	Engineer: Kevin Ke
Probe: BBHA9120D_1GHz_18GHz	Polarity: Vertical
EUT: US WI-FI AP 4X4 OD ext. antenna	Power: DC 54V
Test Mode: Transmit by 802.11ac-VHT20 at Channel 5745MHz Ant 0	

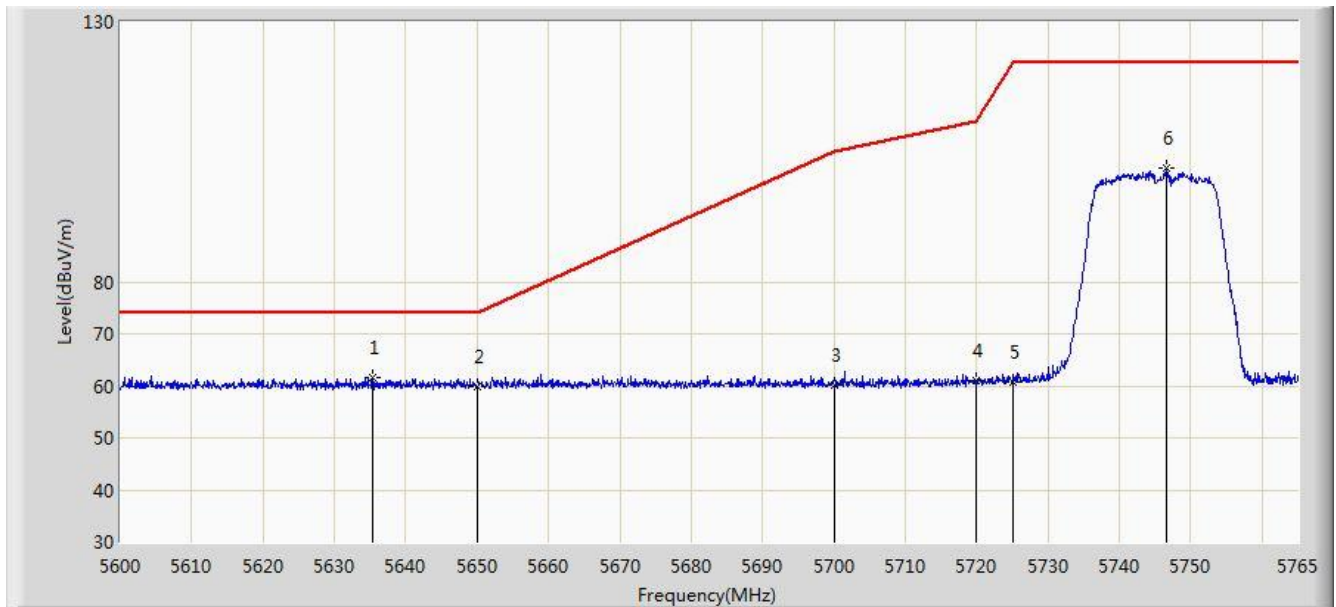


No	Flag	Mark	Frequency (MHz)	Measure Level (dBuV/m)	Reading Level (dBuV)	Margin (dB)	Limit (dBuV/m)	Factor (dB)	Type
1			5650.000	64.269	59.598	-9.731	74.000	4.671	PK
2			5700.000	69.569	64.691	-35.631	105.200	4.878	PK
3			5720.000	76.148	71.151	-34.652	110.800	4.997	PK
4			5725.000	80.973	75.944	-41.227	122.200	5.029	PK
5			5746.520	124.376	119.212	N/A	N/A	5.163	PK

Note: Measure Level (dBμV/m) = Reading Level (dBμV) + Factor (dB)

Factor (dB) = Cable Loss (dB) + Antenna Factor (dB/m) - Pre_Amplifier Gain (dB)

Site: AC1	Time: 2016/10/25 - 12:01
Limit: FCC_Part15.407_RE(3m)	Engineer: Kevin Ke
Probe: BBHA9120D_1GHz_18GHz	Polarity: Horizontal
EUT: US WI-FI AP 4X4 OD ext. antenna	Power: DC 54V
Test Mode: Transmit by 802.11ac-VHT20 at Channel 5745MHz Ant 0	

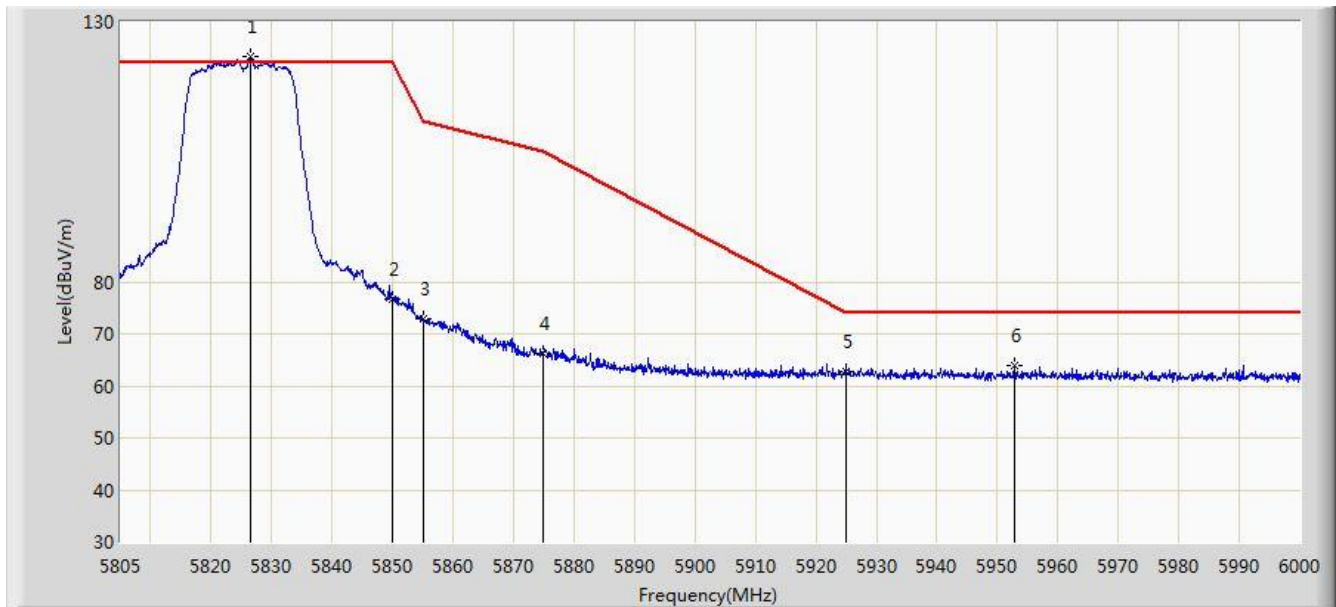


No	Flag	Mark	Frequency (MHz)	Measure Level (dBuV/m)	Reading Level (dBuV)	Margin (dB)	Limit (dBuV/m)	Factor (dB)	Type
1			5635.393	61.591	56.966	-12.409	74.000	4.624	PK
2			5650.000	59.777	55.106	-14.223	74.000	4.671	PK
3			5700.000	60.195	55.317	-45.005	105.200	4.878	PK
4			5720.000	60.981	55.984	-49.819	110.800	4.997	PK
5			5725.000	60.696	55.667	-61.504	122.200	5.029	PK
6			5746.520	101.881	96.717	N/A	N/A	5.163	PK

Note: Measure Level (dBuV/m) = Reading Level (dBuV) + Factor (dB)

Factor (dB) = Cable Loss (dB) + Antenna Factor (dB/m) - Pre_Amplifier Gain (dB)

Site: AC1	Time: 2016/10/25 - 13:19
Limit: FCC_Part15.407_RE(3m)	Engineer: Kevin Ke
Probe: BBHA9120D_1GHz_18GHz	Polarity: Vertical
EUT: US WI-FI AP 4X4 OD ext. antenna	Power: DC 54V
Test Mode: Transmit by 802.11ac-VHT20 at Channel 5825MHz Ant 0	

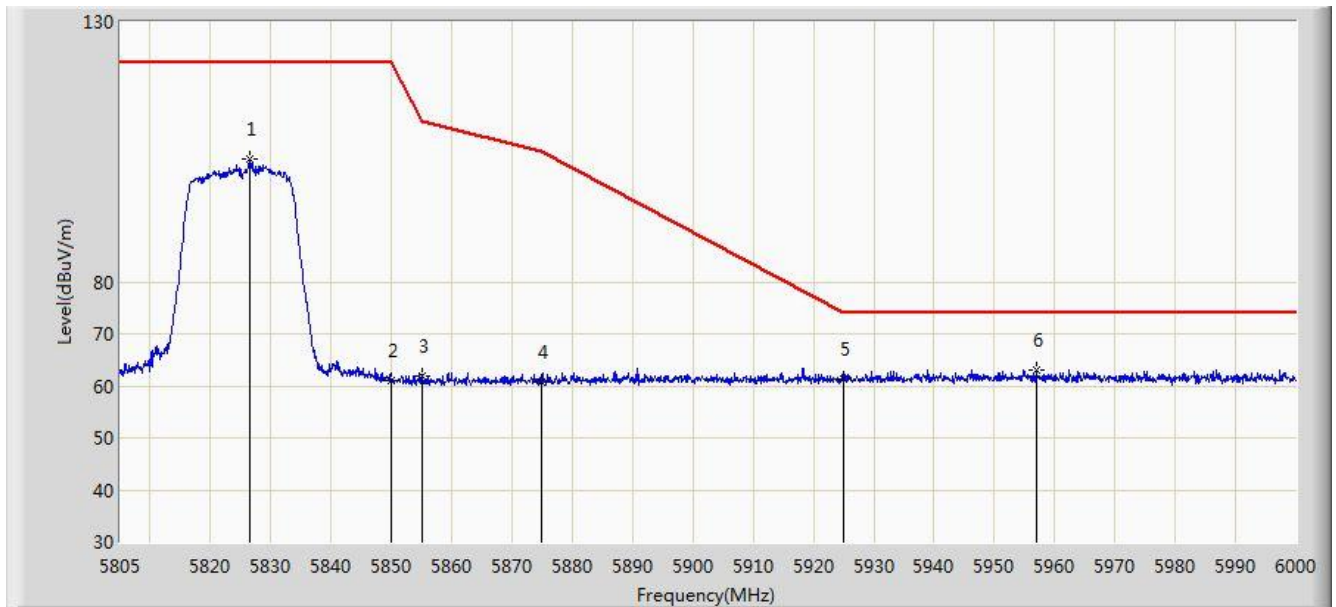


No	Flag	Mark	Frequency (MHz)	Measure Level (dBuV/m)	Reading Level (dBuV)	Margin (dB)	Limit (dBuV/m)	Factor (dB)	Type
1			5826.450	123.266	117.670	N/A	N/A	5.596	PK
2			5850.000	76.593	70.867	-45.607	122.200	5.726	PK
3			5855.000	72.839	67.093	-37.961	110.800	5.746	PK
4			5875.000	66.273	60.453	-38.927	105.200	5.820	PK
5			5925.000	62.811	56.845	-11.189	74.000	5.967	PK
6			5952.810	63.938	57.907	-10.062	74.000	6.031	PK

Note: Measure Level (dBμV/m) = Reading Level (dBμV) + Factor (dB)

Factor (dB) = Cable Loss (dB) + Antenna Factor (dB/m) - Pre_Amplifier Gain (dB)

Site: AC1	Time: 2016/10/25 - 13:17
Limit: FCC_Part15.407_RE(3m)	Engineer: Kevin Ke
Probe: BBHA9120D_1GHz_18GHz	Polarity: Horizontal
EUT: US WI-FI AP 4X4 OD ext. antenna	Power: DC 54V
Test Mode: Transmit by 802.11ac-VHT20 at Channel 5825MHz Ant 0	

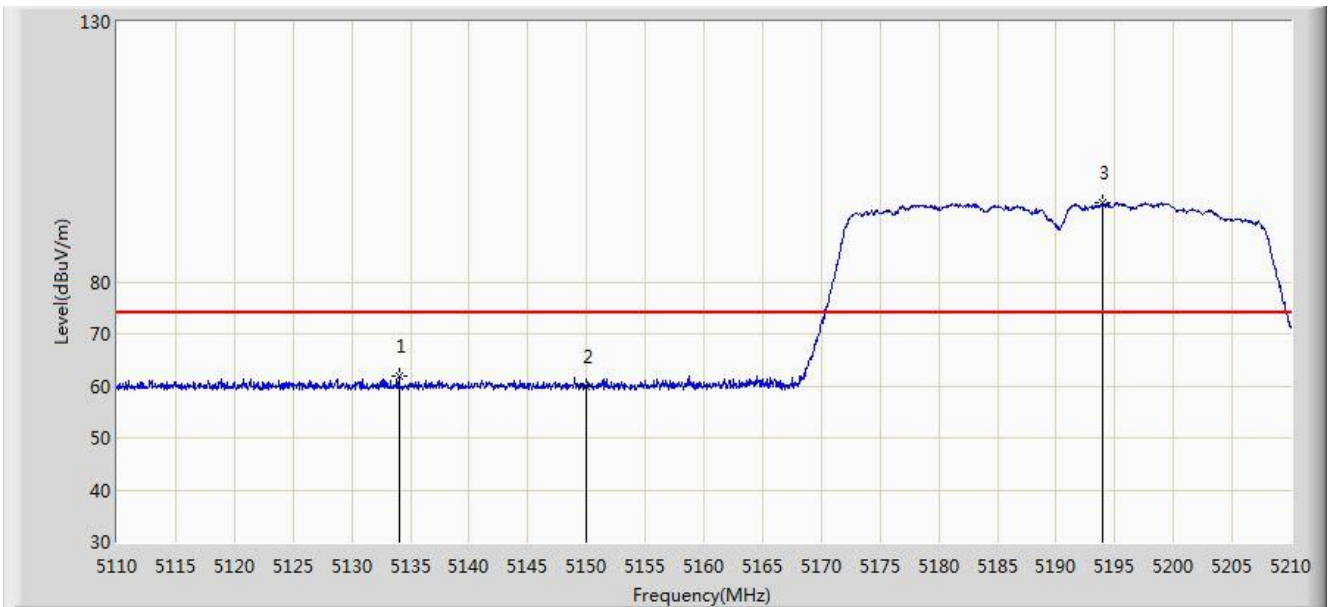


No	Flag	Mark	Frequency (MHz)	Measure Level (dBuV/m)	Reading Level (dBuV)	Margin (dB)	Limit (dBuV/m)	Factor (dB)	Type
1			5826.547	103.485	97.888	N/A	N/A	5.596	PK
2			5850.000	60.972	55.246	-61.228	122.200	5.726	PK
3			5855.000	61.808	56.062	-48.992	110.800	5.746	PK
4			5875.000	60.802	54.982	-44.398	105.200	5.820	PK
5			5925.000	61.193	55.227	-12.807	74.000	5.967	PK
6			5956.905	63.027	56.989	-10.973	74.000	6.038	PK

Note: Measure Level (dBuV/m) = Reading Level (dBuV) + Factor (dB)

Factor (dB) = Cable Loss (dB) + Antenna Factor (dB/m) - Pre_Amplifier Gain (dB)

Site: AC1	Time: 2016/10/25 - 13:29
Limit: FCC_Part15.209_RE(3m)	Engineer: Kevin Ke
Probe: BBHA9120D_1GHz_18GHz	Polarity: Horizontal
EUT: US WI-FI AP 4X4 OD ext. antenna	Power: DC 54V
Test Mode: Transmit by 802.11ac-VHT40 at Channel 5190MHz Ant 0	

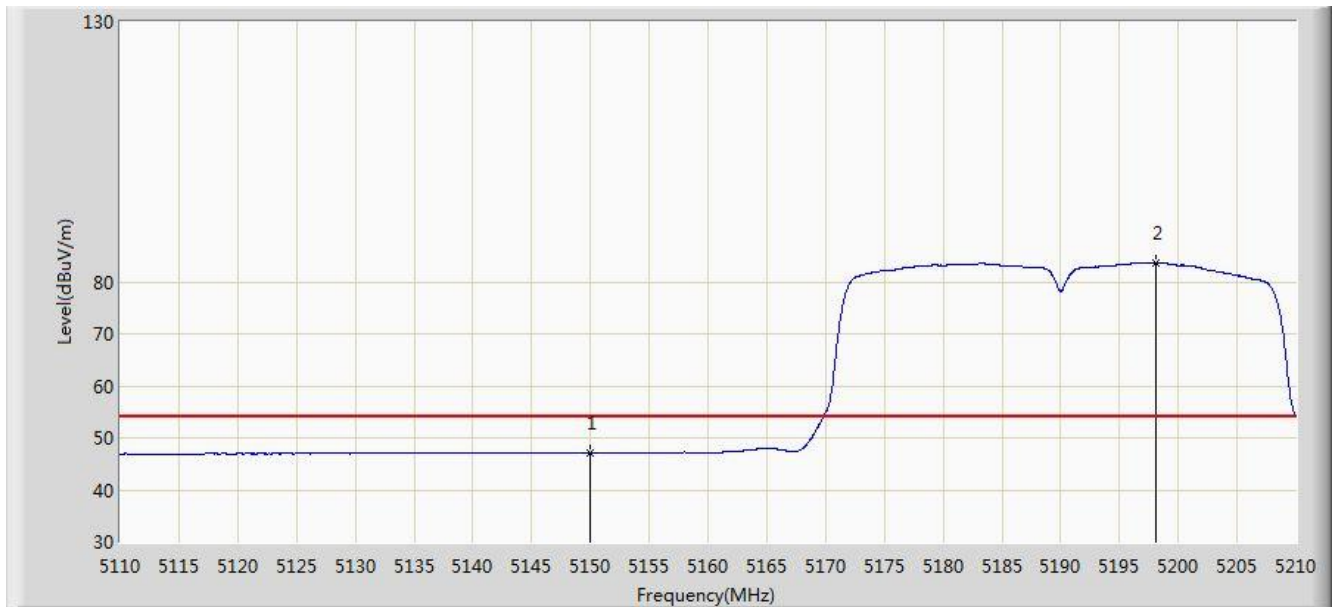


No	Flag	Mark	Frequency (MHz)	Measure Level (dBuV/m)	Reading Level (dBuV)	Margin (dB)	Limit (dBuV/m)	Factor (dB)	Type
1			5134.000	61.928	57.753	-12.072	74.000	4.175	PK
2			5150.000	59.901	55.732	-14.099	74.000	4.170	PK
3			5194.000	95.242	91.223	N/A	N/A	4.019	PK

Note: Measure Level (dBμV/m) = Reading Level (dBμV) + Factor (dB)

Factor (dB) = Cable Loss (dB) + Antenna Factor (dB/m) - Pre_Amplifier Gain (dB)

Site: AC1	Time: 2016/10/25 - 13:33
Limit: FCC_Part15.209_RE(3m)	Engineer: Kevin Ke
Probe: BBHA9120D_1GHz_18GHz	Polarity: Horizontal
EUT: US WI-FI AP 4X4 OD ext. antenna	Power: DC 54V
Test Mode: Transmit by 802.11ac-VHT40 at Channel 5190MHz Ant 0	

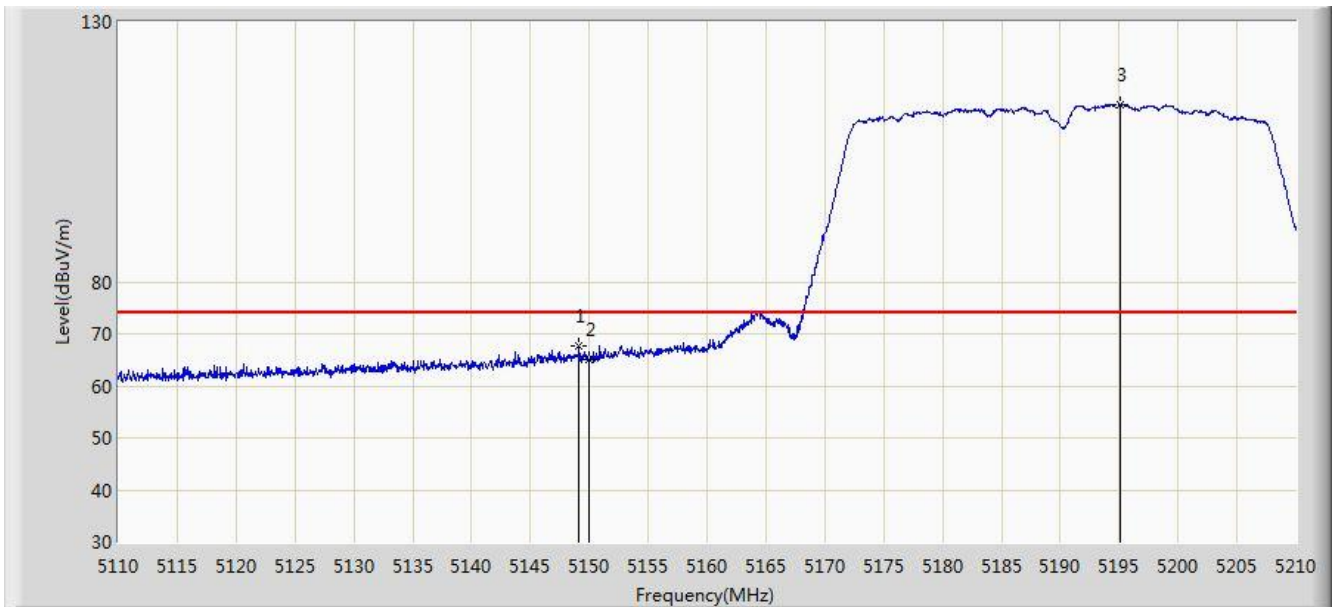


No	Flag	Mark	Frequency (MHz)	Measure Level (dBuV/m)	Reading Level (dBuV)	Margin (dB)	Limit (dBuV/m)	Factor (dB)	Type
1			5150.000	47.122	42.953	-6.878	54.000	4.170	AV
2			5198.150	83.581	79.577	N/A	N/A	4.005	AV

Note: Measure Level (dB μ V/m) = Reading Level (dB μ V) + Factor (dB)

Factor (dB) = Cable Loss (dB) + Antenna Factor (dB/m) - Pre_Amplifier Gain (dB)

Site: AC1	Time: 2016/10/25 - 13:28
Limit: FCC_Part15.209_RE(3m)	Engineer: Kevin Ke
Probe: BBHA9120D_1GHz_18GHz	Polarity: Vertical
EUT: US WI-FI AP 4X4 OD ext. antenna	Power: DC 54V
Test Mode: Transmit by 802.11ac-VHT40 at Channel 5190MHz Ant 0	

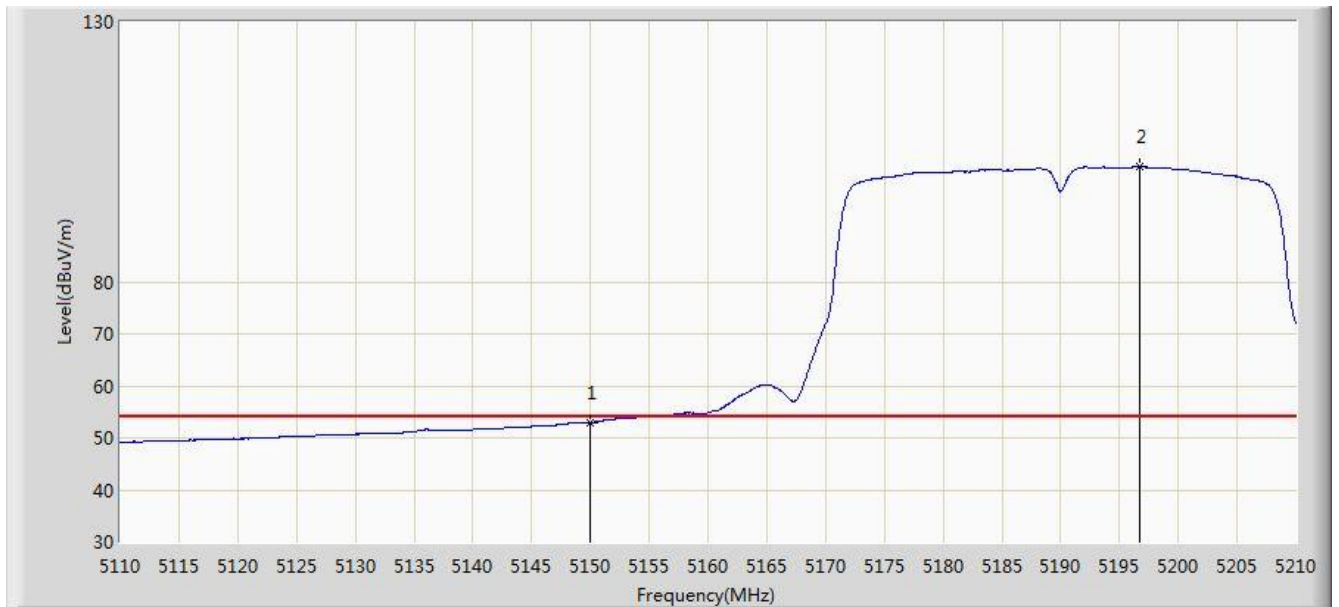


No	Flag	Mark	Frequency (MHz)	Measure Level (dBuV/m)	Reading Level (dBuV)	Margin (dB)	Limit (dBuV/m)	Factor (dB)	Type
1			5149.150	67.550	63.378	-6.450	74.000	4.172	PK
2			5150.000	65.080	60.911	-8.920	74.000	4.170	PK
3			5195.150	114.126	110.111	N/A	N/A	4.015	PK

Note: Measure Level (dBμV/m) = Reading Level (dBμV) + Factor (dB)

Factor (dB) = Cable Loss (dB) + Antenna Factor (dB/m) - Pre_Amplifier Gain (dB)

Site: AC1	Time: 2016/10/25 - 13:27
Limit: FCC_Part15.209_RE(3m)	Engineer: Kevin Ke
Probe: BBHA9120D_1GHz_18GHz	Polarity: Vertical
EUT: US WI-FI AP 4X4 OD ext. antenna	Power: DC 54V
Test Mode: Transmit by 802.11ac-VHT40 at Channel 5190MHz Ant 0	

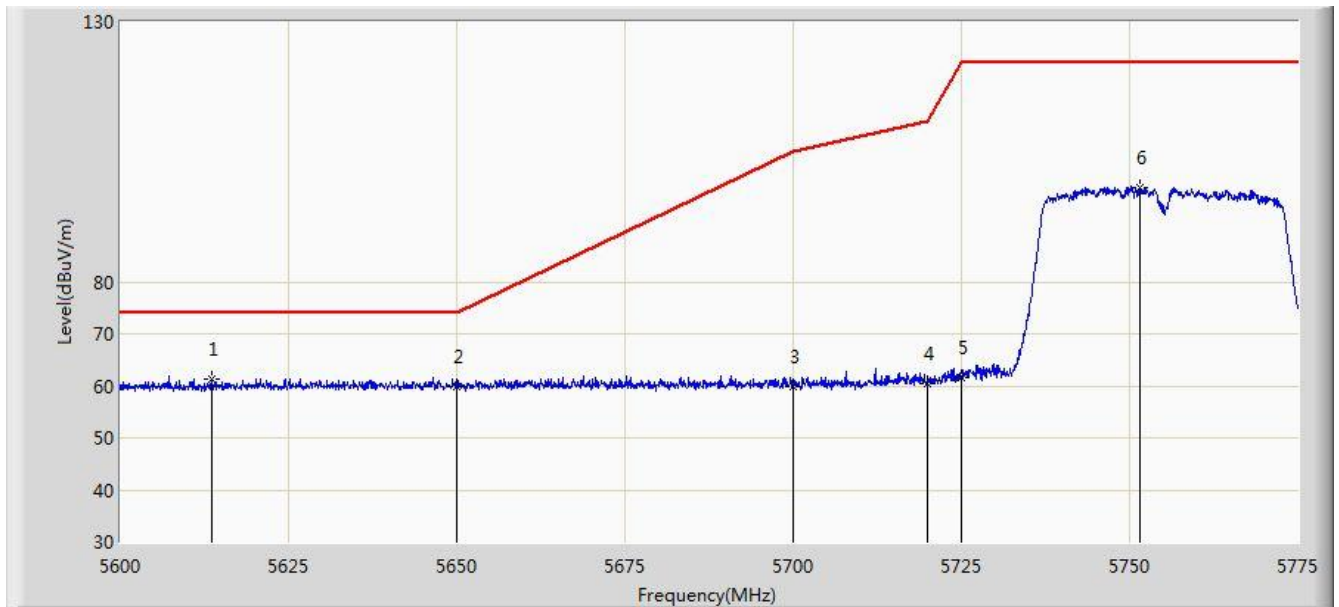


No	Flag	Mark	Frequency (MHz)	Measure Level (dBuV/m)	Reading Level (dBuV)	Margin (dB)	Limit (dBuV/m)	Factor (dB)	Type
1			5150.000	52.970	48.801	-1.030	54.000	4.170	AV
2			5196.700	102.120	98.110	N/A	N/A	4.010	AV

Note: Measure Level (dB μ V/m) = Reading Level (dB μ V) + Factor (dB)

Factor (dB) = Cable Loss (dB) + Antenna Factor (dB/m) - Pre_Amplifier Gain (dB)

Site: AC1	Time: 2016/10/25 - 14:46
Limit: FCC_Part15.407_RE(3m)	Engineer: Kevin Ke
Probe: BBHA9120D_1GHz_18GHz	Polarity: Horizontal
EUT: US WI-FI AP 4X4 OD ext. antenna	Power: DC 54V
Test Mode: Transmit by 802.11ac-VHT40 at Channel 5755MHz Ant 0	

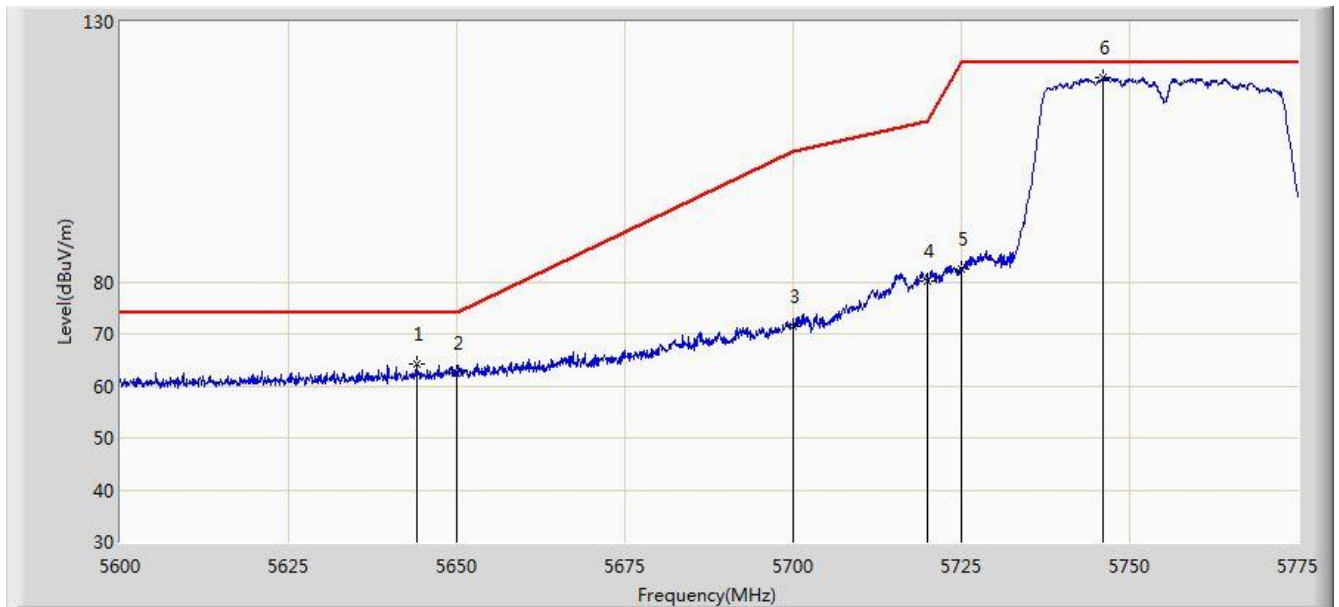


No	Flag	Mark	Frequency (MHz)	Measure Level (dBuV/m)	Reading Level (dBuV)	Margin (dB)	Limit (dBuV/m)	Factor (dB)	Type
1			5613.562	61.384	56.822	-12.616	74.000	4.562	PK
2			5650.000	59.892	55.221	-14.108	74.000	4.671	PK
3			5700.000	59.880	55.002	-45.320	105.200	4.878	PK
4			5720.000	60.404	55.407	-50.396	110.800	4.997	PK
5			5725.000	61.518	56.489	-60.682	122.200	5.029	PK
6			5751.462	98.236	93.044	N/A	N/A	5.191	PK

Note: Measure Level (dBuV/m) = Reading Level (dBuV) + Factor (dB)

Factor (dB) = Cable Loss (dB) + Antenna Factor (dB/m) - Pre_Amplifier Gain (dB)

Site: AC1	Time: 2016/10/25 - 14:54
Limit: FCC_Part15.407_RE(3m)	Engineer: Kevin Ke
Probe: BBHA9120D_1GHz_18GHz	Polarity: Vertical
EUT: US WI-FI AP 4X4 OD ext. antenna	Power: DC 54V
Test Mode: Transmit by 802.11ac-VHT40 at Channel 5755MHz Ant 0	

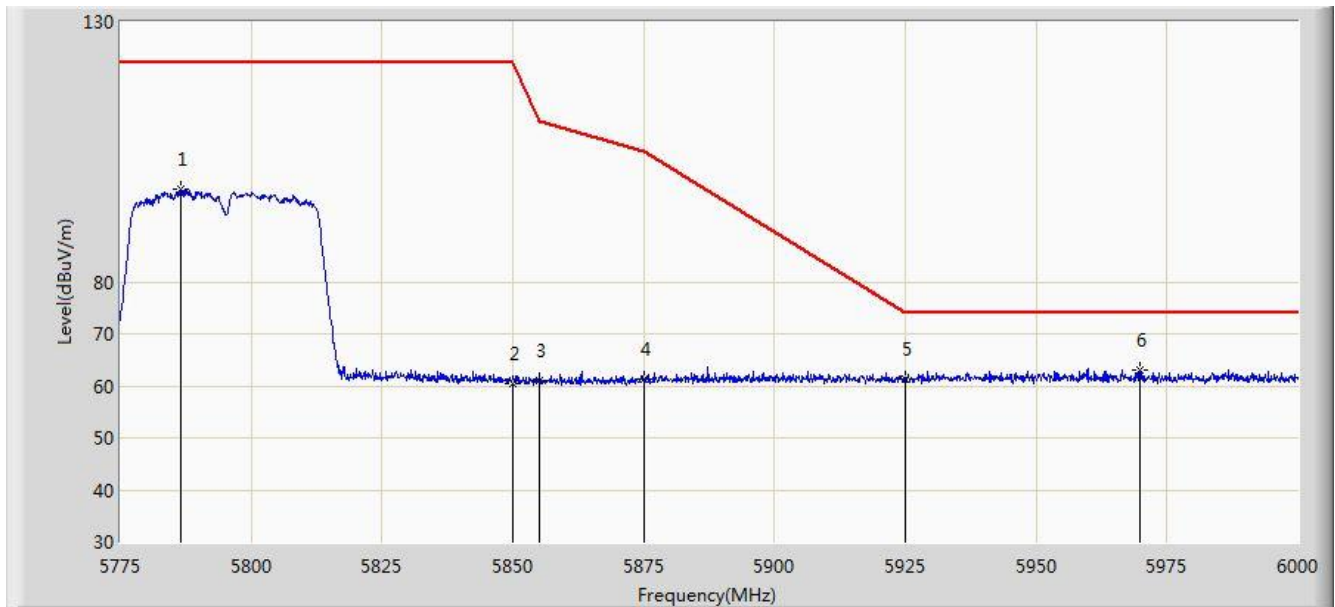


No	Flag	Mark	Frequency (MHz)	Measure Level (dBuV/m)	Reading Level (dBuV)	Margin (dB)	Limit (dBuV/m)	Factor (dB)	Type
1			5644.013	64.094	59.443	-9.906	74.000	4.651	PK
2			5650.000	62.454	57.783	-11.546	74.000	4.671	PK
3			5700.000	71.557	66.679	-33.643	105.200	4.878	PK
4			5720.000	80.246	75.249	-30.554	110.800	4.997	PK
5			5725.000	82.519	77.490	-39.681	122.200	5.029	PK
6			5745.950	119.258	114.098	N/A	N/A	5.161	PK

Note: Measure Level (dBuV/m) = Reading Level (dBuV) + Factor (dB)

Factor (dB) = Cable Loss (dB) + Antenna Factor (dB/m) - Pre_Amplifier Gain (dB)

Site: AC1	Time: 2016/10/25 - 14:56
Limit: FCC_Part15.407_RE(3m)	Engineer: Kevin Ke
Probe: BBHA9120D_1GHz_18GHz	Polarity: Horizontal
EUT: US WI-FI AP 4X4 OD ext. antenna	Power: DC 54V
Test Mode: Transmit by 802.11ac-VHT40 at Channel 5795MHz Ant 0	

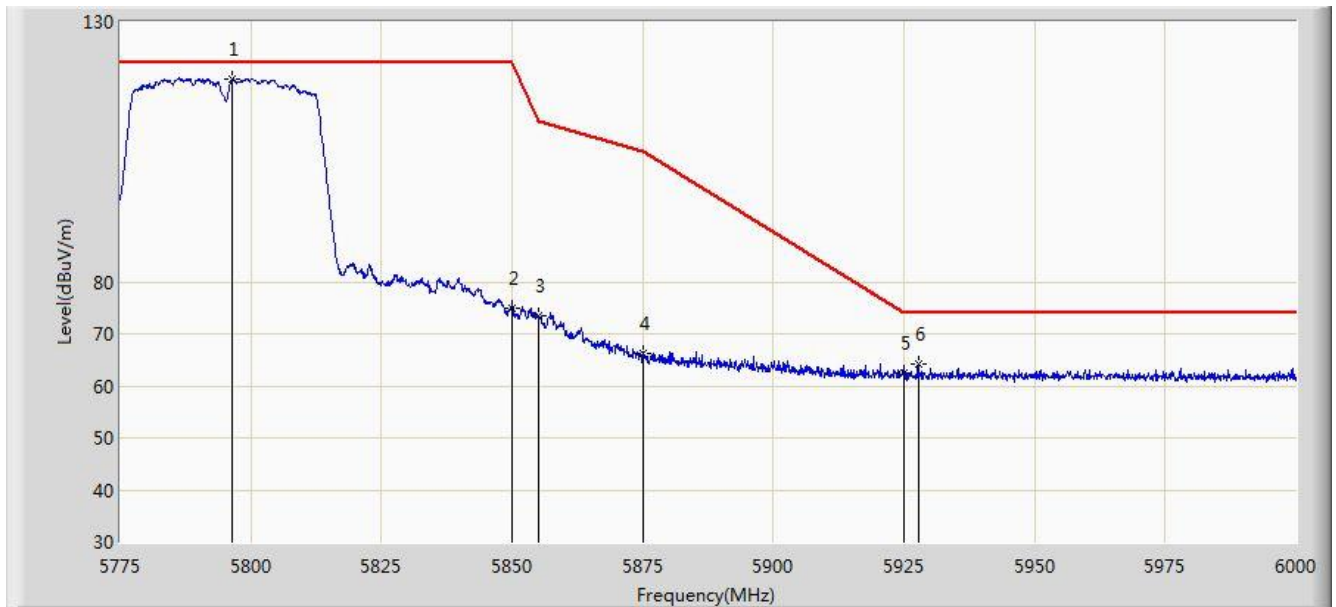


No	Flag	Mark	Frequency (MHz)	Measure Level (dBuV/m)	Reading Level (dBuV)	Margin (dB)	Limit (dBuV/m)	Factor (dB)	Type
1			5786.475	97.719	92.345	N/A	N/A	5.374	PK
2			5850.000	60.291	54.565	-61.909	122.200	5.726	PK
3			5855.000	60.909	55.163	-49.891	110.800	5.746	PK
4			5875.000	61.298	55.478	-43.902	105.200	5.820	PK
5			5925.000	61.307	55.341	-12.693	74.000	5.967	PK
6			5969.737	63.087	57.027	-10.913	74.000	6.061	PK

Note: Measure Level (dBuV/m) = Reading Level (dBuV) + Factor (dB)

Factor (dB) = Cable Loss (dB) + Antenna Factor (dB/m) - Pre_Amplifier Gain (dB)

Site: AC1	Time: 2016/10/25 - 14:58
Limit: FCC_Part15.407_RE(3m)	Engineer: Kevin Ke
Probe: BBHA9120D_1GHz_18GHz	Polarity: Vertical
EUT: US WI-FI AP 4X4 OD ext. antenna	Power: DC 54V
Test Mode: Transmit by 802.11ac-VHT40 at Channel 5795MHz Ant 0	

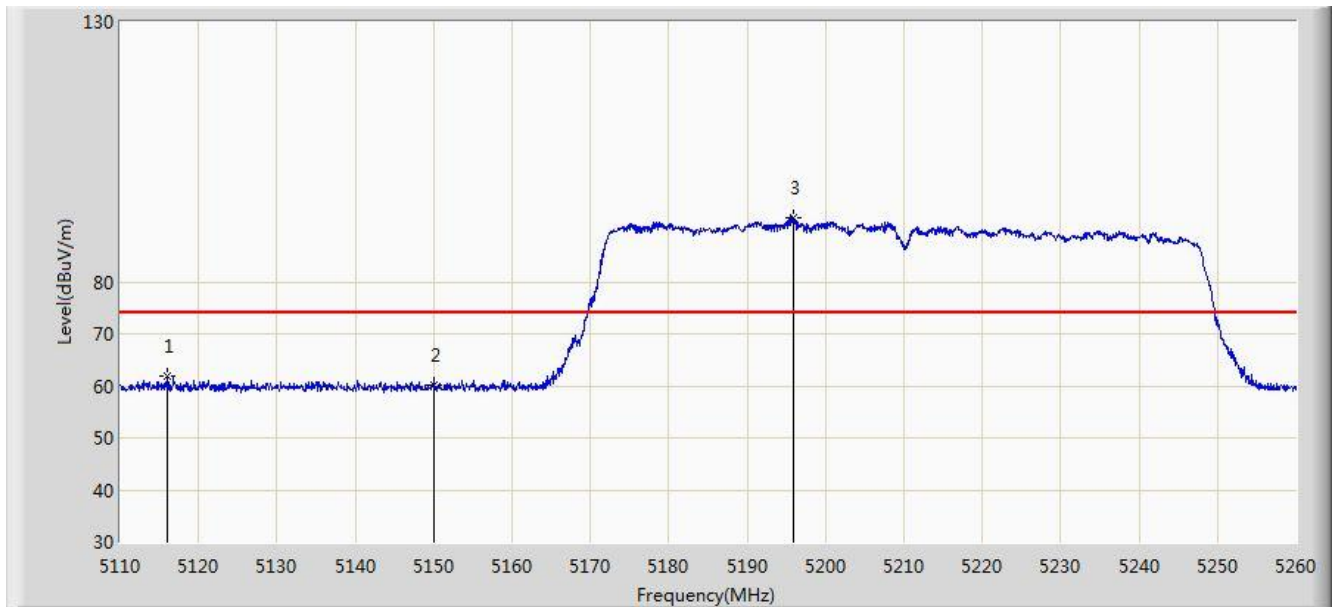


No	Flag	Mark	Frequency (MHz)	Measure Level (dBuV/m)	Reading Level (dBuV)	Margin (dB)	Limit (dBuV/m)	Factor (dB)	Type
1			5796.487	119.090	113.664	N/A	N/A	5.425	PK
2			5850.000	75.063	69.337	-47.137	122.200	5.726	PK
3			5855.000	73.420	67.674	-37.380	110.800	5.746	PK
4			5875.000	66.235	60.415	-38.965	105.200	5.820	PK
5			5925.000	62.404	56.438	-11.596	74.000	5.967	PK
6			5927.775	64.155	58.182	-9.845	74.000	5.974	PK

Note: Measure Level (dBuV/m) = Reading Level (dBuV) + Factor (dB)

Factor (dB) = Cable Loss (dB) + Antenna Factor (dB/m) - Pre_Amplifier Gain (dB)

Site: AC1	Time: 2016/10/25 - 15:07
Limit: FCC_Part15.209_RE(3m)	Engineer: Kevin Ke
Probe: BBHA9120D_1GHz_18GHz	Polarity: Horizontal
EUT: US WI-FI AP 4X4 OD ext. antenna	Power: DC 54V
Test Mode: Transmit by 802.11ac-VHT80 at Channel 5210MHz Ant 0	

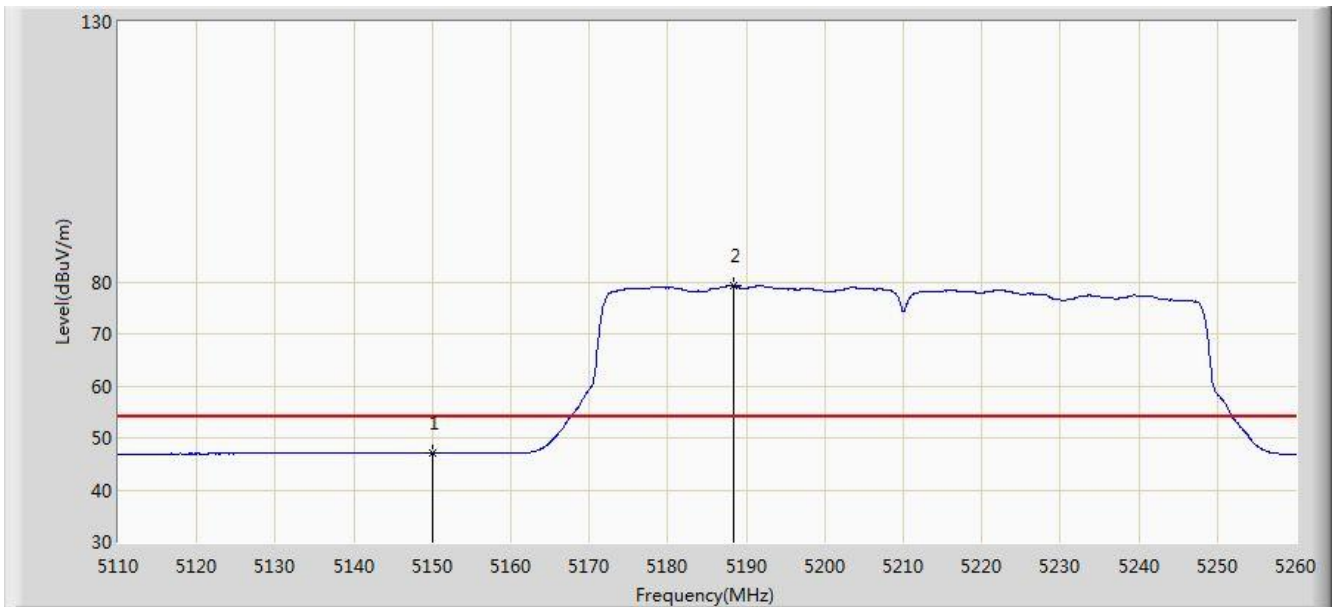


No	Flag	Mark	Frequency (MHz)	Measure Level (dBuV/m)	Reading Level (dBuV)	Margin (dB)	Limit (dBuV/m)	Factor (dB)	Type
1			5116.075	62.012	57.837	-11.988	74.000	4.174	PK
2			5150.000	60.109	55.940	-13.891	74.000	4.170	PK
3			5195.875	92.387	88.374	N/A	N/A	4.013	PK

Note: Measure Level (dB μ V/m) = Reading Level (dB μ V) + Factor (dB)

Factor (dB) = Cable Loss (dB) + Antenna Factor (dB/m) - Pre_Amplifier Gain (dB)

Site: AC1	Time: 2016/10/25 - 15:08
Limit: FCC_Part15.209_RE(3m)	Engineer: Kevin Ke
Probe: BBHA9120D_1GHz_18GHz	Polarity: Horizontal
EUT: US WI-FI AP 4X4 OD ext. antenna	Power: DC 54V
Test Mode: Transmit by 802.11ac-VHT80 at Channel 5210MHz Ant 0	

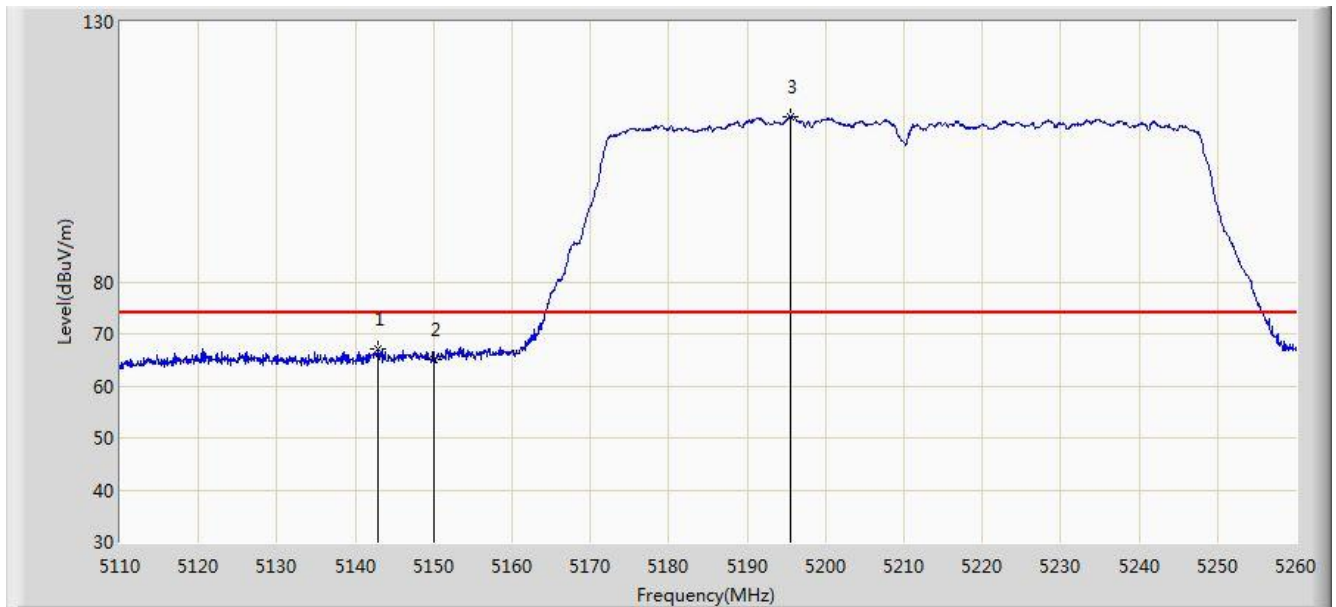


No	Flag	Mark	Frequency (MHz)	Measure Level (dBuV/m)	Reading Level (dBuV)	Margin (dB)	Limit (dBuV/m)	Factor (dB)	Type
1			5150.000	47.038	42.869	-6.962	54.000	4.170	AV
2			5188.300	79.397	75.358	N/A	N/A	4.040	AV

Note: Measure Level (dBμV/m) = Reading Level (dBμV) + Factor (dB)

Factor (dB) = Cable Loss (dB) + Antenna Factor (dB/m) - Pre_Amplifier Gain (dB)

Site: AC1	Time: 2016/10/25 - 15:04
Limit: FCC_Part15.209_RE(3m)	Engineer: Kevin Ke
Probe: BBHA9120D_1GHz_18GHz	Polarity: Vertical
EUT: US WI-FI AP 4X4 OD ext. antenna	Power: DC 54V
Test Mode: Transmit by 802.11ac-VHT80 at Channel 5210MHz Ant 0	

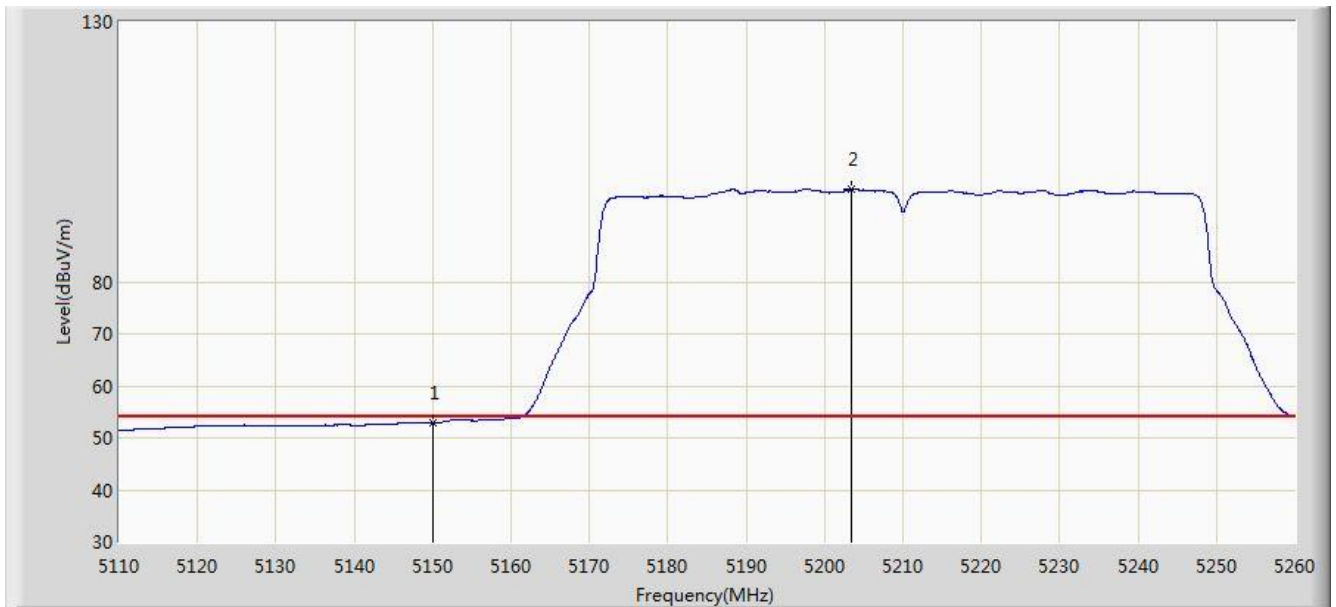


No	Flag	Mark	Frequency (MHz)	Measure Level (dBuV/m)	Reading Level (dBuV)	Margin (dB)	Limit (dBuV/m)	Factor (dB)	Type
1			5142.925	67.223	63.047	-6.777	74.000	4.176	PK
2			5150.000	65.163	60.994	-8.837	74.000	4.170	PK
3			5195.575	111.848	107.834	N/A	N/A	4.014	PK

Note: Measure Level (dB μ V/m) = Reading Level (dB μ V) + Factor (dB)

Factor (dB) = Cable Loss (dB) + Antenna Factor (dB/m) - Pre_Amplifier Gain (dB)

Site: AC1	Time: 2016/10/25 - 15:05
Limit: FCC_Part15.209_RE(3m)	Engineer: Kevin Ke
Probe: BBHA9120D_1GHz_18GHz	Polarity: Vertical
EUT: US WI-FI AP 4X4 OD ext. antenna	Power: DC 54V
Test Mode: Transmit by 802.11ac-VHT80 at Channel 5210MHz Ant 0	

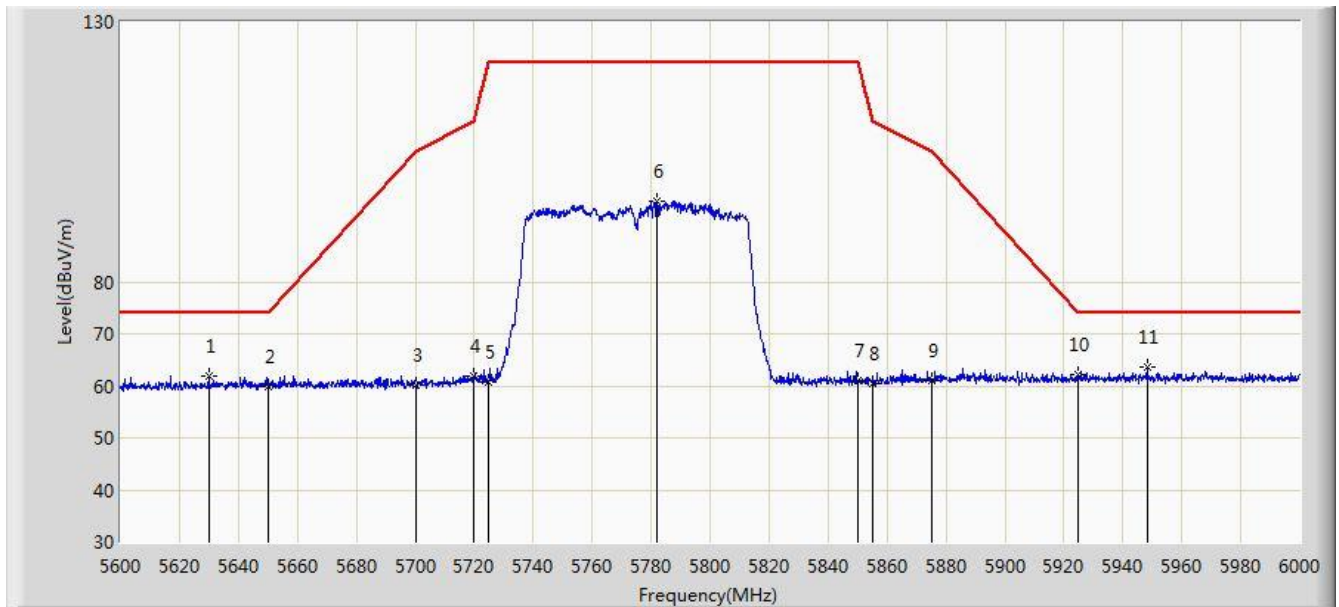


No	Flag	Mark	Frequency (MHz)	Measure Level (dBuV/m)	Reading Level (dBuV)	Margin (dB)	Limit (dBuV/m)	Factor (dB)	Type
1			5150.000	52.969	48.800	-1.031	54.000	4.170	AV
2			5203.450	97.868	93.880	N/A	N/A	3.988	AV

Note: Measure Level (dB μ V/m) = Reading Level (dB μ V) + Factor (dB)

Factor (dB) = Cable Loss (dB) + Antenna Factor (dB/m) - Pre_Amplifier Gain (dB)

Site: AC1	Time: 2016/10/25 - 15:41
Limit: FCC_Part15.407_RE(3m)	Engineer: Kevin Ke
Probe: BBHA9120D_1GHz_18GHz	Polarity: Horizontal
EUT: US WI-FI AP 4X4 OD ext. antenna	Power: DC 54V
Test Mode: Transmit by 802.11ac-VHT80 at Channel 5775MHz Ant 0	

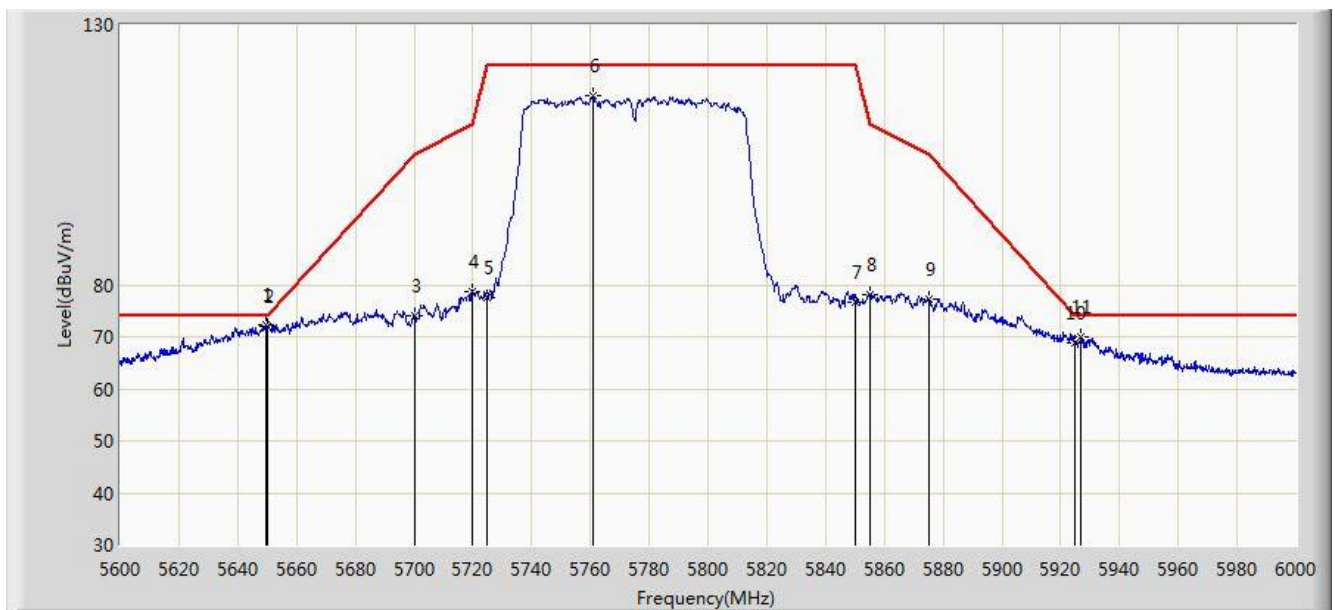


No	Flag	Mark	Frequency (MHz)	Measure Level (dBuV/m)	Reading Level (dBuV)	Margin (dB)	Limit (dBuV/m)	Factor (dB)	Type
1			5630.000	61.846	57.237	-12.154	74.000	4.609	PK
2			5650.000	59.863	55.192	-14.137	74.000	4.671	PK
3			5700.000	60.215	55.337	-44.985	105.200	4.878	PK
4			5720.000	61.895	56.898	-48.905	110.800	4.997	PK
5			5725.000	60.629	55.600	-61.571	122.200	5.029	PK
6			5782.000	95.386	90.034	N/A	N/A	5.351	PK
7			5850.000	61.140	55.414	-61.060	122.200	5.726	PK
8			5855.000	60.381	54.635	-50.419	110.800	5.746	PK
9			5875.000	61.012	55.192	-44.188	105.200	5.820	PK
10			5925.000	62.037	56.071	-11.963	74.000	5.967	PK
11			5948.200	63.667	57.644	-10.333	74.000	6.023	PK

Note: Measure Level (dB μ V/m) = Reading Level (dB μ V) + Factor (dB)

Factor (dB) = Cable Loss (dB) + Antenna Factor (dB/m) - Pre_Amplifier Gain (dB)

Site: AC1	Time: 2016/10/25 - 15:43
Limit: FCC_Part15.407_RE(3m)	Engineer: Kevin Ke
Probe: BBHA9120D_1GHz_18GHz	Polarity: Vertical
EUT: US WI-FI AP 4X4 OD ext. antenna	Power: DC 54V
Test Mode: Transmit by 802.11ac-VHT80 at Channel 5775MHz Ant 0	

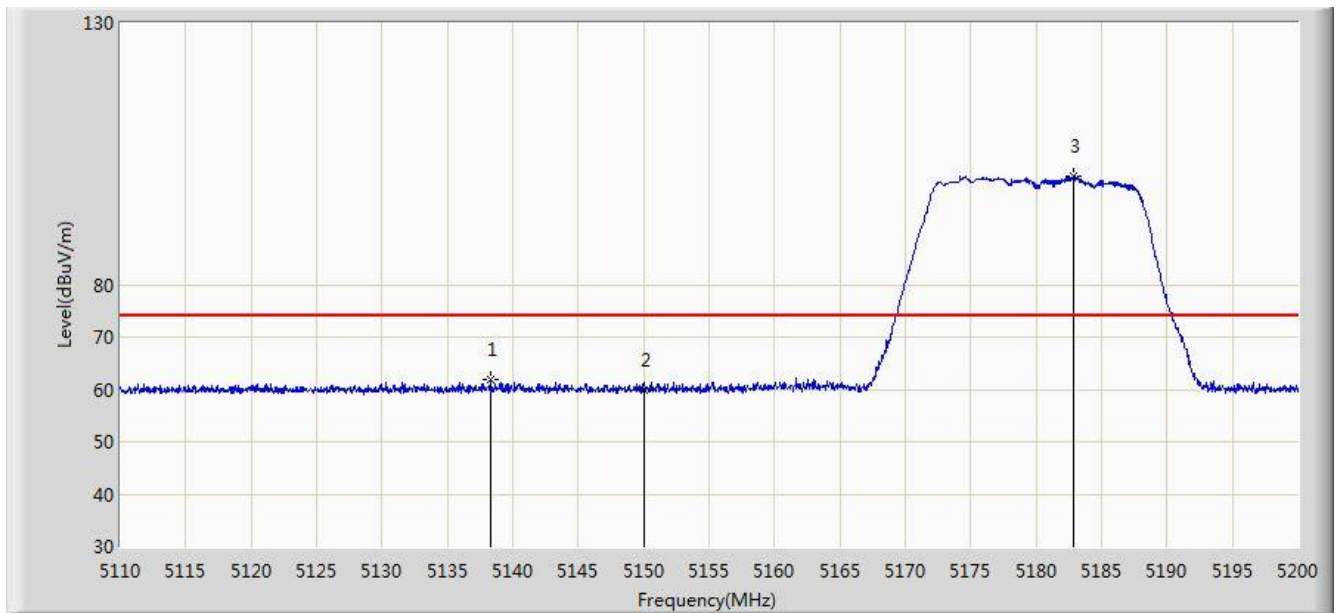


No	Flag	Mark	Frequency (MHz)	Measure Level (dBuV/m)	Reading Level (dBuV)	Margin (dB)	Limit (dBuV/m)	Factor (dB)	Type
1			5649.600	72.293	67.623	-1.707	74.000	4.670	PK
2			5650.000	71.946	67.275	-2.054	74.000	4.671	PK
3			5700.000	73.988	69.110	-31.212	105.200	4.878	PK
4			5720.000	78.668	73.671	-32.132	110.800	4.997	PK
5			5725.000	77.394	72.365	-44.806	122.200	5.029	PK
6			5761.000	116.351	111.106	N/A	N/A	5.245	PK
7			5850.000	76.616	70.890	-45.584	122.200	5.726	PK
8			5855.000	78.179	72.433	-32.621	110.800	5.746	PK
9			5875.000	77.163	71.343	-28.037	105.200	5.820	PK
10			5925.000	68.866	62.900	-5.134	74.000	5.967	PK
11			5927.000	69.858	63.887	-4.142	74.000	5.971	PK

Note: Measure Level (dBμV/m) = Reading Level (dBμV) + Factor (dB)

Factor (dB) = Cable Loss (dB) + Antenna Factor (dB/m) - Pre_Amplifier Gain (dB)

Site: AC1	Time: 2016/10/25 - 15:54
Limit: FCC_Part15.209_RE(3m)	Engineer: Kevin Ke
Probe: BBHA9120D_1GHz_18GHz	Polarity: Horizontal
EUT: US WI-FI AP 4X4 OD ext. antenna	Power: DC 54V
Test Mode: Transmit by 802.11a at Channel 5180MHz Ant 1	

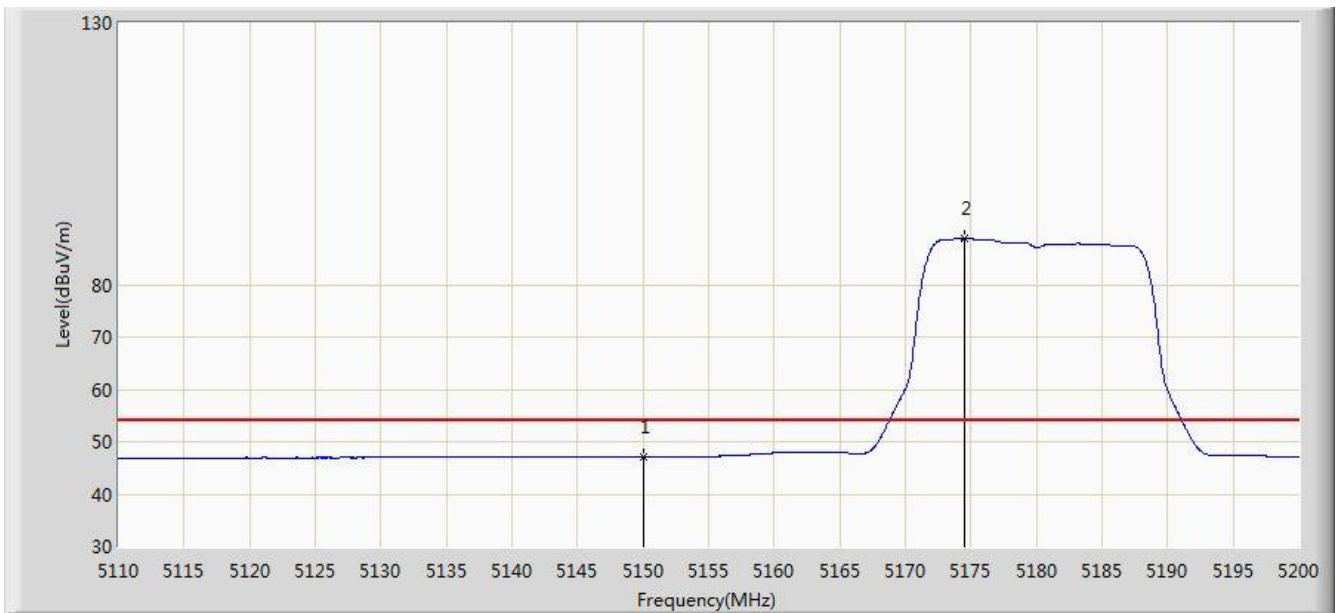


No	Flag	Mark	Frequency (MHz)	Measure Level (dBuV/m)	Reading Level (dBuV)	Margin (dB)	Limit (dBuV/m)	Factor (dB)	Type
1			5138.260	61.978	57.803	-12.022	74.000	4.175	PK
2			5150.000	59.995	55.826	-14.005	74.000	4.170	PK
3			5182.900	100.717	96.658	N/A	N/A	4.059	PK

Note: Measure Level (dB μ V/m) = Reading Level (dB μ V) + Factor (dB)

Factor (dB) = Cable Loss (dB) + Antenna Factor (dB/m) - Pre_Amplifier Gain (dB)

Site: AC1	Time: 2016/10/25 - 16:00
Limit: FCC_Part15.209_RE(3m)	Engineer: Kevin Ke
Probe: BBHA9120D_1GHz_18GHz	Polarity: Horizontal
EUT: US WI-FI AP 4X4 OD ext. antenna	Power: DC 54V
Test Mode: Transmit by 802.11a at Channel 5180MHz Ant 1	

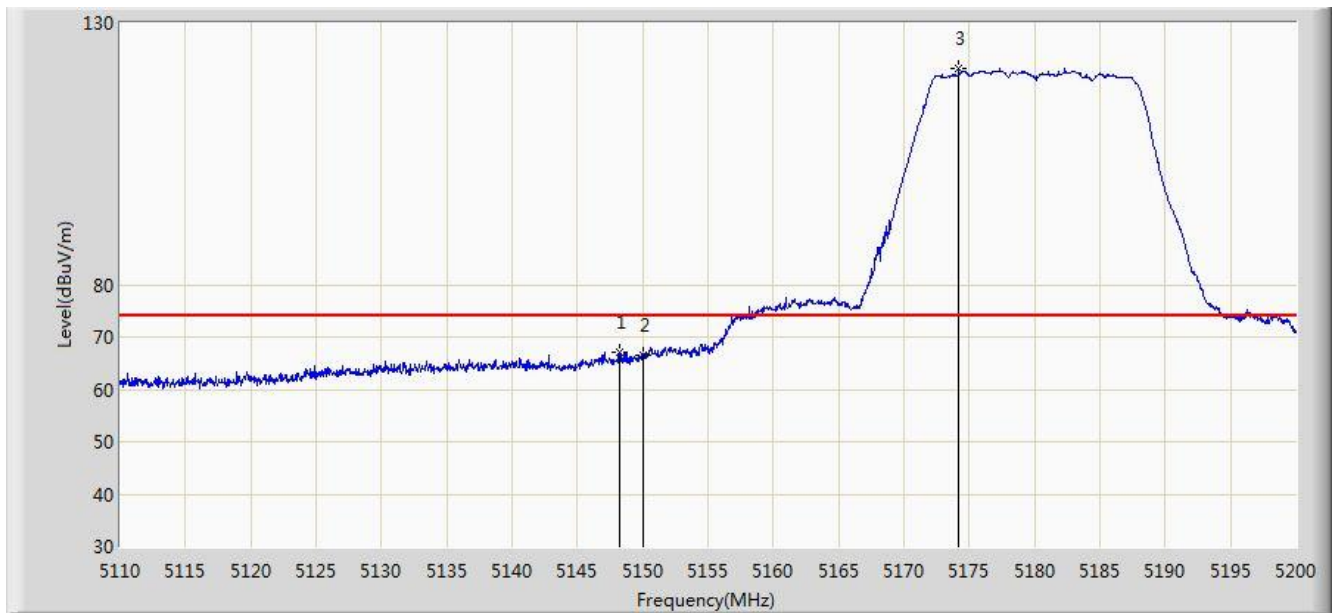


No	Flag	Mark	Frequency (MHz)	Measure Level (dBuV/m)	Reading Level (dBuV)	Margin (dB)	Limit (dBuV/m)	Factor (dB)	Type
1			5150.000	47.078	42.909	-6.922	54.000	4.170	AV
2			5174.485	88.703	84.615	N/A	N/A	4.089	AV

Note: Measure Level (dBμV/m) = Reading Level (dBμV) + Factor (dB)

Factor (dB) = Cable Loss (dB) + Antenna Factor (dB/m) - Pre_Amplifier Gain (dB)

Site: AC1	Time: 2016/10/25 - 15:50
Limit: FCC_Part15.209_RE(3m)	Engineer: Kevin Ke
Probe: BBHA9120D_1GHz_18GHz	Polarity: Vertical
EUT: US WI-FI AP 4X4 OD ext. antenna	Power: DC 54V
Test Mode: Transmit by 802.11a at Channel 5180MHz Ant 1	

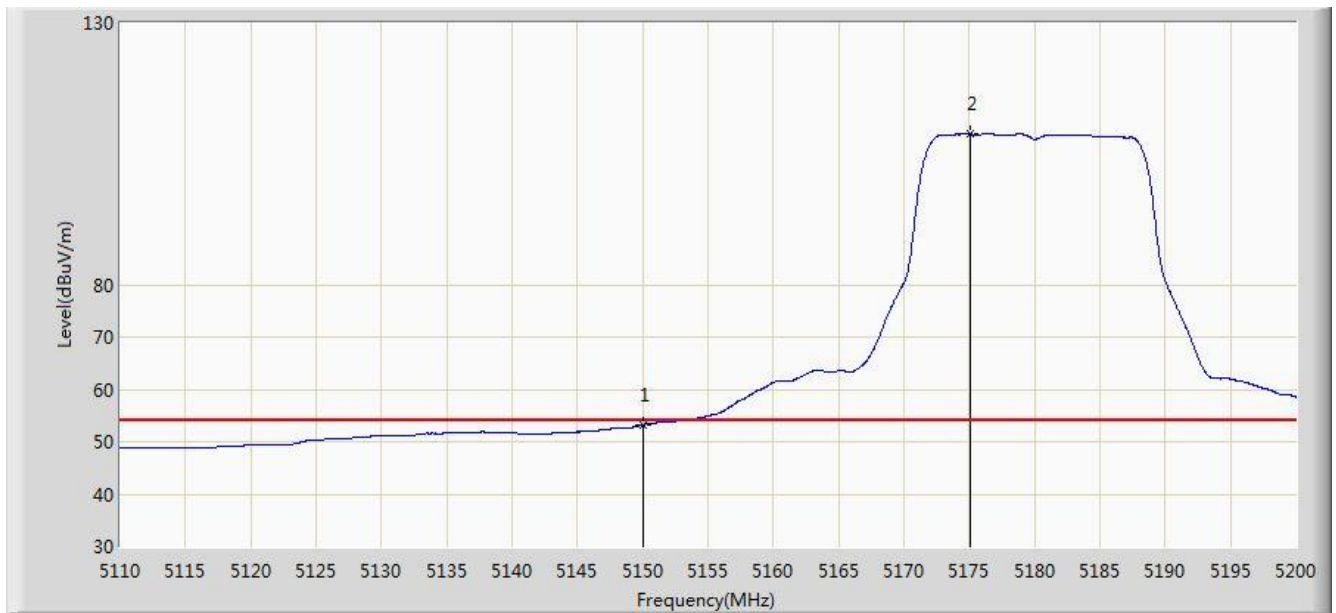


No	Flag	Mark	Frequency (MHz)	Measure Level (dBuV/m)	Reading Level (dBuV)	Margin (dB)	Limit (dBuV/m)	Factor (dB)	Type
1			5148.250	67.203	63.028	-6.797	74.000	4.174	PK
2			5150.000	66.508	62.339	-7.492	74.000	4.170	PK
3			5174.170	121.234	117.144	N/A	N/A	4.090	PK

Note: Measure Level (dBμV/m) = Reading Level (dBμV) + Factor (dB)

Factor (dB) = Cable Loss (dB) + Antenna Factor (dB/m) - Pre_Amplifier Gain (dB)

Site: AC1	Time: 2016/10/25 - 15:53
Limit: FCC_Part15.209_RE(3m)	Engineer: Kevin Ke
Probe: BBHA9120D_1GHz_18GHz	Polarity: Vertical
EUT: US WI-FI AP 4X4 OD ext. antenna	Power: DC 54V
Test Mode: Transmit by 802.11a at Channel 5180MHz Ant 1	

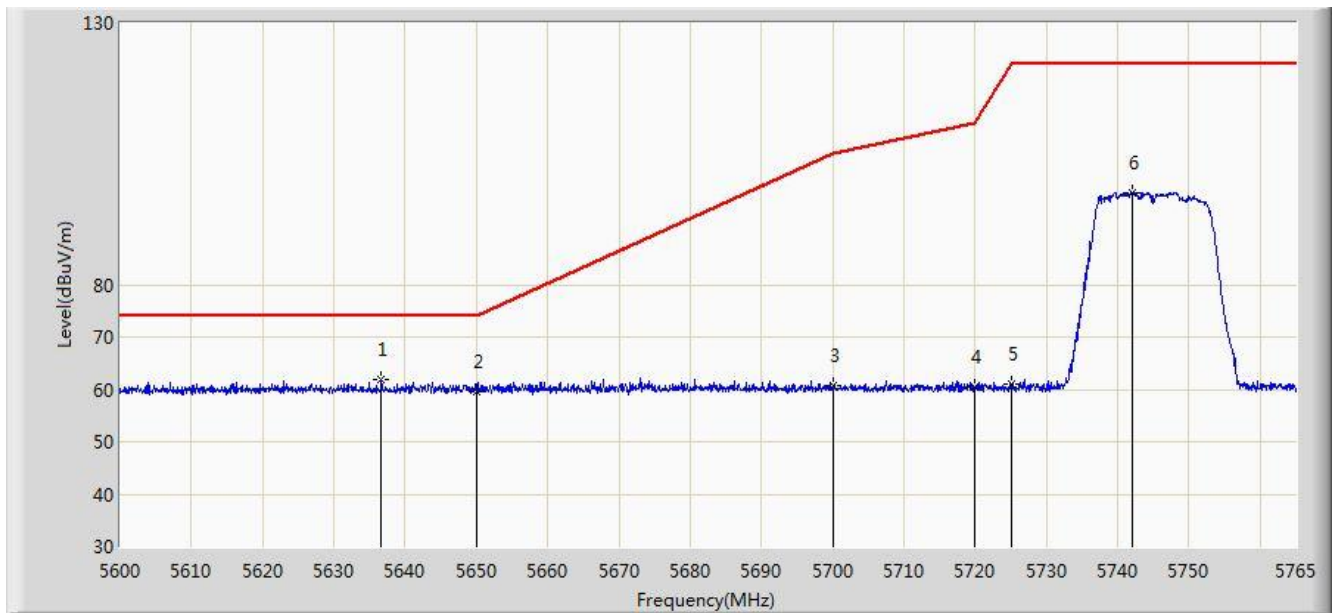


No	Flag	Mark	Frequency (MHz)	Measure Level (dBuV/m)	Reading Level (dBuV)	Margin (dB)	Limit (dBuV/m)	Factor (dB)	Type
1			5150.000	53.196	49.027	-0.804	54.000	4.170	AV
2			5175.025	108.738	104.651	N/A	N/A	4.087	AV

Note: Measure Level (dBμV/m) = Reading Level (dBμV) + Factor (dB)

Factor (dB) = Cable Loss (dB) + Antenna Factor (dB/m) - Pre_Amplifier Gain (dB)

Site: AC1	Time: 2016/10/25 - 16:39
Limit: FCC_Part15.407_RE(3m)	Engineer: Kevin Ke
Probe: BBHA9120D_1GHz_18GHz	Polarity: Horizontal
EUT: US WI-FI AP 4X4 OD ext. antenna	Power: DC 54V
Test Mode: Transmit by 802.11a at Channel 5745MHz Ant 1	

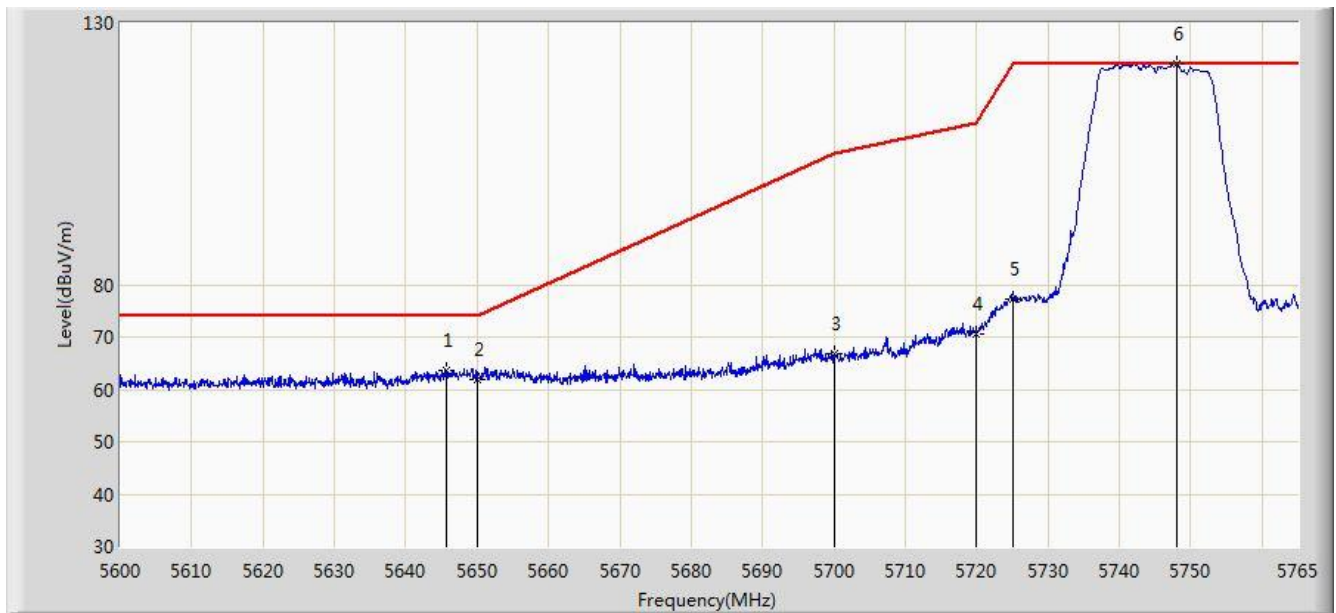


No	Flag	Mark	Frequency (MHz)	Measure Level (dBuV/m)	Reading Level (dBuV)	Margin (dB)	Limit (dBuV/m)	Factor (dB)	Type
1			5636.630	61.915	57.287	-12.085	74.000	4.628	PK
2			5650.000	59.673	55.002	-14.327	74.000	4.671	PK
3			5700.000	60.744	55.866	-44.456	105.200	4.878	PK
4			5720.000	60.335	55.338	-50.465	110.800	4.997	PK
5			5725.000	61.066	56.037	-61.134	122.200	5.029	PK
6			5741.982	97.661	92.524	N/A	N/A	5.137	PK

Note: Measure Level (dBuV/m) = Reading Level (dBuV) + Factor (dB)

Factor (dB) = Cable Loss (dB) + Antenna Factor (dB/m) - Pre_Amplifier Gain (dB)

Site: AC1	Time: 2016/10/25 - 16:41
Limit: FCC_Part15.407_RE(3m)	Engineer: Kevin Ke
Probe: BBHA9120D_1GHz_18GHz	Polarity: Vertical
EUT: US WI-FI AP 4X4 OD ext. antenna	Power: DC 54V
Test Mode: Transmit by 802.11a at Channel 5745MHz Ant 1	

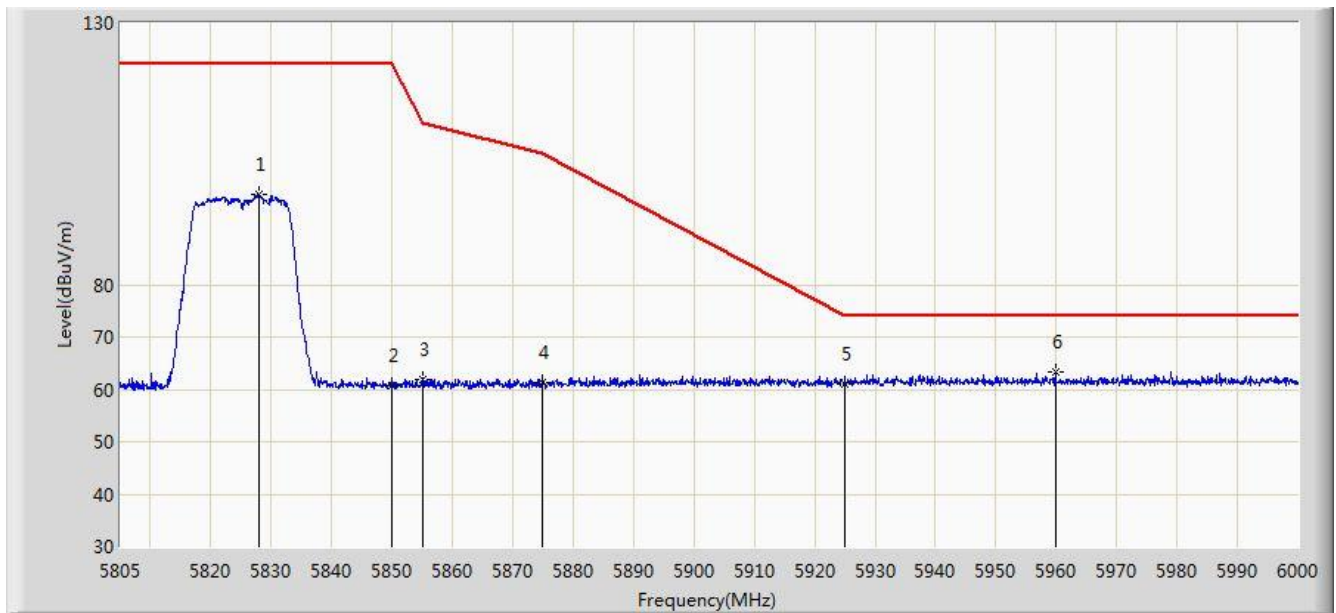


No	Flag	Mark	Frequency (MHz)	Measure Level (dBuV/m)	Reading Level (dBuV)	Margin (dB)	Limit (dBuV/m)	Factor (dB)	Type
1			5645.788	63.746	59.089	-10.254	74.000	4.657	PK
2			5650.000	61.889	57.218	-12.111	74.000	4.671	PK
3			5700.000	66.771	61.893	-38.429	105.200	4.878	PK
4			5720.000	70.655	65.658	-40.145	110.800	4.997	PK
5			5725.000	77.324	72.295	-44.876	122.200	5.029	PK
6			5748.005	122.100	116.928	N/A	N/A	5.172	PK

Note: Measure Level (dBuV/m) = Reading Level (dBuV) + Factor (dB)

Factor (dB) = Cable Loss (dB) + Antenna Factor (dB/m) - Pre_Amplifier Gain (dB)

Site: AC1	Time: 2016/10/25 - 16:43
Limit: FCC_Part15.407_RE(3m)	Engineer: Kevin Ke
Probe: BBHA9120D_1GHz_18GHz	Polarity: Horizontal
EUT: US WI-FI AP 4X4 OD ext. antenna	Power: DC 54V
Test Mode: Transmit by 802.11a at Channel 5825MHz Ant 1	

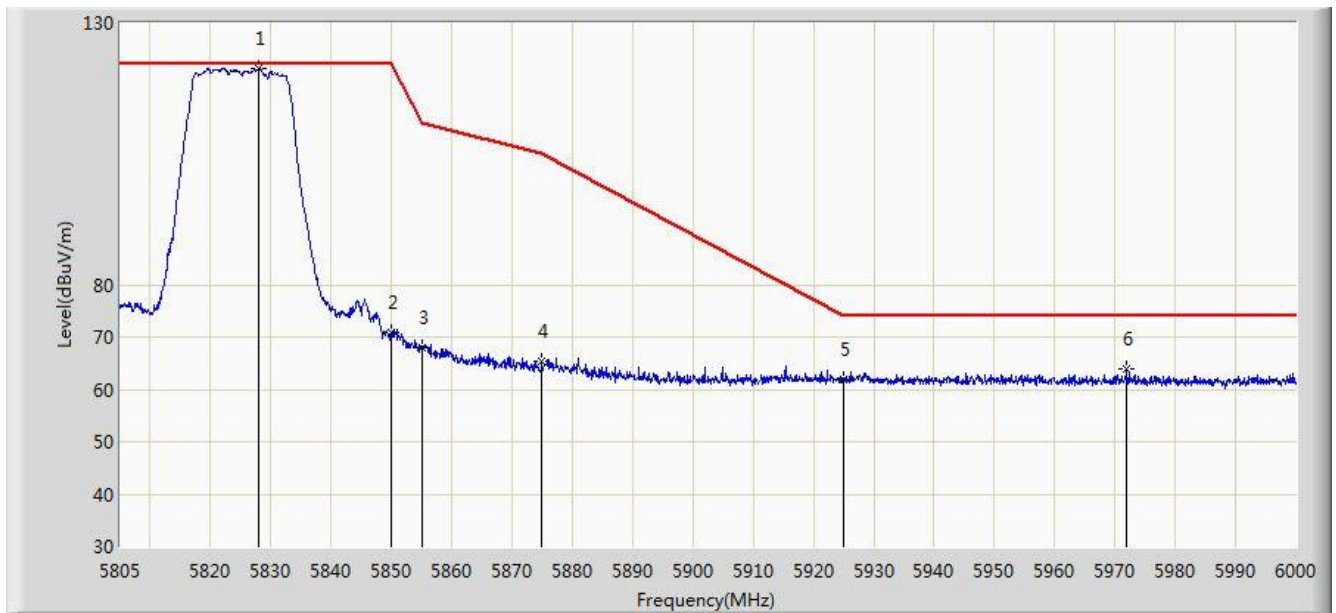


No	Flag	Mark	Frequency (MHz)	Measure Level (dBuV/m)	Reading Level (dBuV)	Margin (dB)	Limit (dBuV/m)	Factor (dB)	Type
1			5828.010	97.320	91.714	N/A	N/A	5.606	PK
2			5850.000	60.633	54.907	-61.567	122.200	5.726	PK
3			5855.000	61.759	56.013	-49.041	110.800	5.746	PK
4			5875.000	61.353	55.533	-43.847	105.200	5.820	PK
5			5925.000	60.926	54.960	-13.074	74.000	5.967	PK
6			5959.830	63.337	57.293	-10.663	74.000	6.044	PK

Note: Measure Level (dBμV/m) = Reading Level (dBμV) + Factor (dB)

Factor (dB) = Cable Loss (dB) + Antenna Factor (dB/m) - Pre_Amplifier Gain (dB)

Site: AC1	Time: 2016/10/25 - 16:45
Limit: FCC_Part15.407_RE(3m)	Engineer: Kevin Ke
Probe: BBHA9120D_1GHz_18GHz	Polarity: Vertical
EUT: US WI-FI AP 4X4 OD ext. antenna	Power: DC 54V
Test Mode: Transmit by 802.11a at Channel 5825MHz Ant 1	

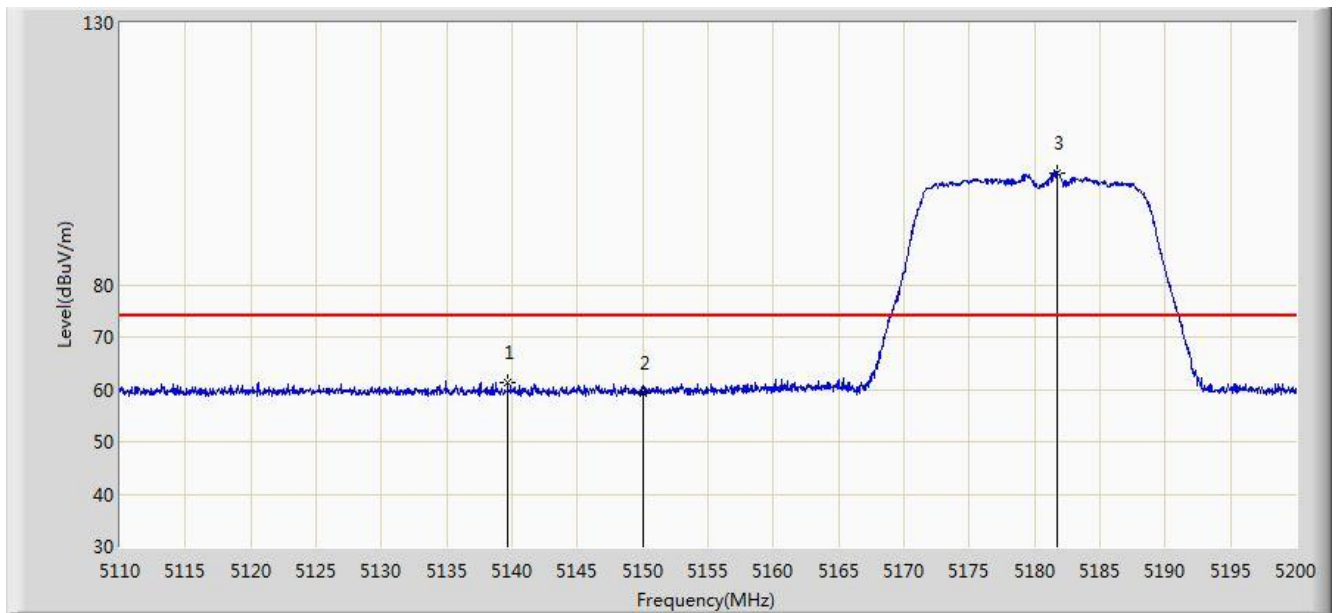


No	Flag	Mark	Frequency (MHz)	Measure Level (dBuV/m)	Reading Level (dBuV)	Margin (dB)	Limit (dBuV/m)	Factor (dB)	Type
1			5828.010	121.373	115.767	N/A	N/A	5.606	PK
2			5850.000	70.777	65.051	-51.423	122.200	5.726	PK
3			5855.000	68.051	62.305	-42.749	110.800	5.746	PK
4			5875.000	65.264	59.444	-39.936	105.200	5.820	PK
5			5925.000	61.780	55.814	-12.220	74.000	5.967	PK
6			5971.920	63.797	57.733	-10.203	74.000	6.064	PK

Note: Measure Level (dBuV/m) = Reading Level (dBuV) + Factor (dB)

Factor (dB) = Cable Loss (dB) + Antenna Factor (dB/m) - Pre_Amplifier Gain (dB)

Site: AC1	Time: 2016/10/25 - 16:51
Limit: FCC_Part15.209_RE(3m)	Engineer: Kevin Ke
Probe: BBHA9120D_1GHz_18GHz	Polarity: Horizontal
EUT: US WI-FI AP 4X4 OD ext. antenna	Power: DC 54V
Test Mode: Transmit by 802.11n-HT20 at Channel 5180MHz Ant 1	



No	Flag	Mark	Frequency (MHz)	Measure Level (dBuV/m)	Reading Level (dBuV)	Margin (dB)	Limit (dBuV/m)	Factor (dB)	Type
1			5139.655	61.265	57.090	-12.735	74.000	4.175	PK
2			5150.000	59.390	55.221	-14.610	74.000	4.170	PK
3			5181.775	101.332	97.269	N/A	N/A	4.063	PK

Note: Measure Level (dB μ V/m) = Reading Level (dB μ V) + Factor (dB)

Factor (dB) = Cable Loss (dB) + Antenna Factor (dB/m) - Pre_Amplifier Gain (dB)

Site: AC1	Time: 2016/10/25 - 16:53
Limit: FCC_Part15.209_RE(3m)	Engineer: Kevin Ke
Probe: BBHA9120D_1GHz_18GHz	Polarity: Horizontal
EUT: US WI-FI AP 4X4 OD ext. antenna	Power: DC 54V
Test Mode: Transmit by 802.11n-HT20 at Channel 5180MHz Ant 1	

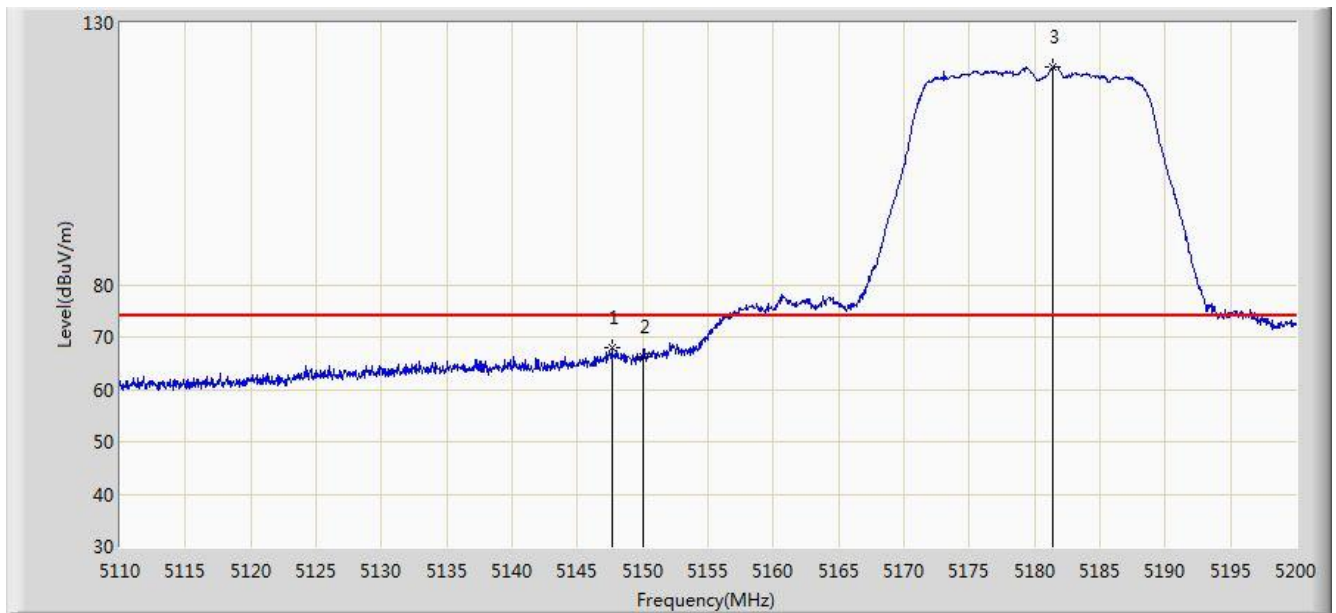


No	Flag	Mark	Frequency (MHz)	Measure Level (dBuV/m)	Reading Level (dBuV)	Margin (dB)	Limit (dBuV/m)	Factor (dB)	Type
1			5150.000	47.146	42.977	-6.854	54.000	4.170	AV
2			5183.305	89.292	85.235	N/A	N/A	4.057	AV

Note: Measure Level (dBμV/m) = Reading Level (dBμV) + Factor (dB)

Factor (dB) = Cable Loss (dB) + Antenna Factor (dB/m) - Pre_Amplifier Gain (dB)

Site: AC1	Time: 2016/10/25 - 16:48
Limit: FCC_Part15.209_RE(3m)	Engineer: Kevin Ke
Probe: BBHA9120D_1GHz_18GHz	Polarity: Vertical
EUT: US WI-FI AP 4X4 OD ext. antenna	Power: DC 54V
Test Mode: Transmit by 802.11n-HT20 at Channel 5180MHz Ant 1	

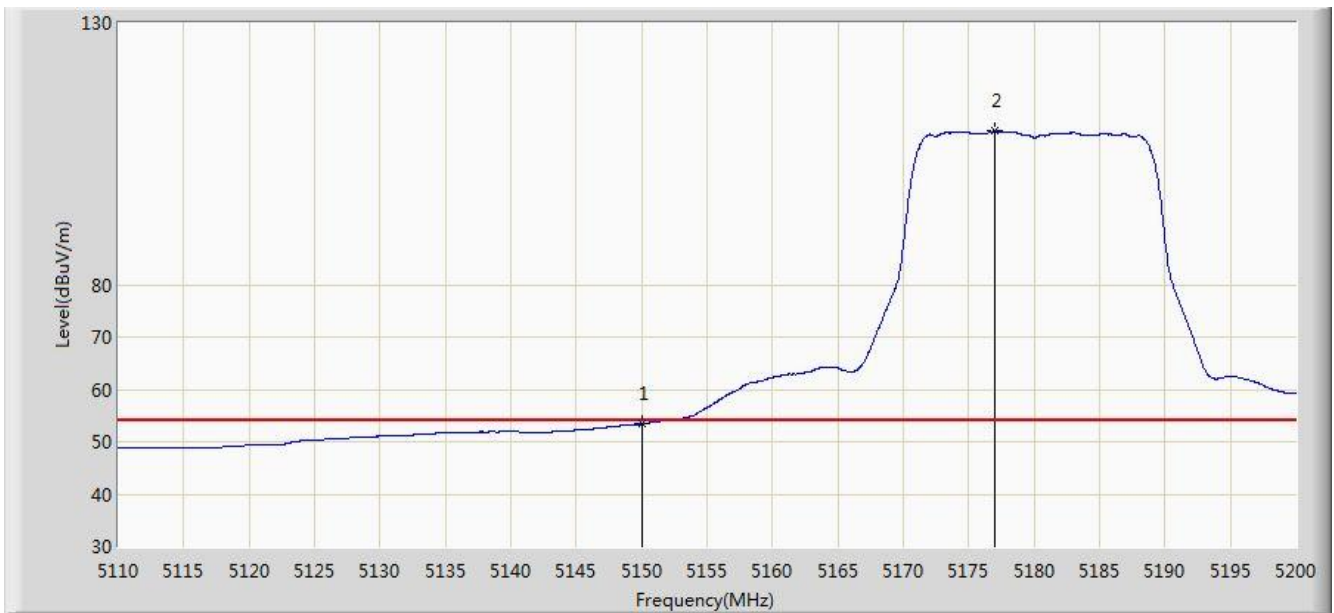


No	Flag	Mark	Frequency (MHz)	Measure Level (dBuV/m)	Reading Level (dBuV)	Margin (dB)	Limit (dBuV/m)	Factor (dB)	Type
1			5147.620	67.848	63.672	-6.152	74.000	4.176	PK
2			5150.000	66.266	62.097	-7.734	74.000	4.170	PK
3			5181.415	121.469	117.405	N/A	N/A	4.064	PK

Note: Measure Level (dB μ V/m) = Reading Level (dB μ V) + Factor (dB)

Factor (dB) = Cable Loss (dB) + Antenna Factor (dB/m) - Pre_Amplifier Gain (dB)

Site: AC1	Time: 2016/10/25 - 16:50
Limit: FCC_Part15.209_RE(3m)	Engineer: Kevin Ke
Probe: BBHA9120D_1GHz_18GHz	Polarity: Vertical
EUT: US WI-FI AP 4X4 OD ext. antenna	Power: DC 54V
Test Mode: Transmit by 802.11n-HT20 at Channel 5180MHz Ant 1	

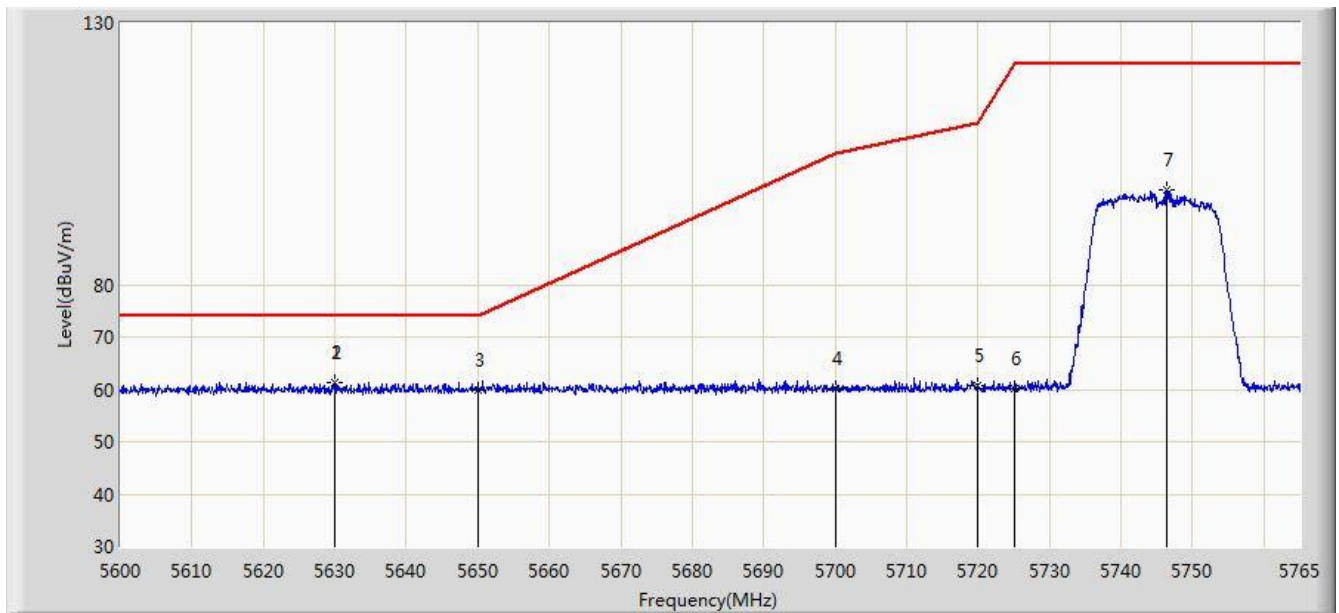


No	Flag	Mark	Frequency (MHz)	Measure Level (dBuV/m)	Reading Level (dBuV)	Margin (dB)	Limit (dBuV/m)	Factor (dB)	Type
1			5150.000	53.472	49.303	-0.528	54.000	4.170	AV
2	X		5177.005	109.289	105.210	N/A	N/A	4.080	AV

Note: Measure Level (dBμV/m) = Reading Level (dBμV) + Factor (dB)

Factor (dB) = Cable Loss (dB) + Antenna Factor (dB/m) - Pre_Amplifier Gain (dB)

Site: AC1	Time: 2016/10/25 - 17:30
Limit: FCC_Part15.407_RE(3m)	Engineer: Kevin Ke
Probe: BBHA9120D_1GHz_18GHz	Polarity: Horizontal
EUT: US WI-FI AP 4X4 OD ext. antenna	Power: DC 54V
Test Mode: Transmit by 802.11n-HT20 at Channel 5745MHz Ant 1	

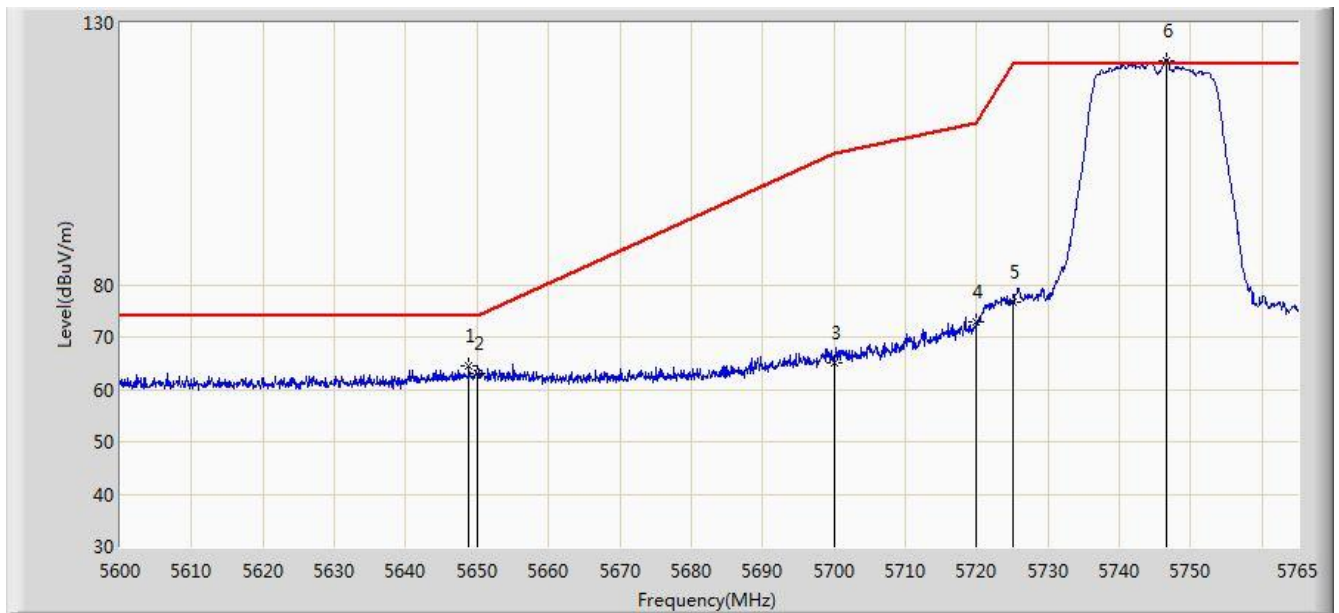


No	Flag	Mark	Frequency (MHz)	Measure Level (dBuV/m)	Reading Level (dBuV)	Margin (dB)	Limit (dBuV/m)	Factor (dB)	Type
1			5630.030	61.340	56.731	-12.660	74.000	4.609	PK
2			5630.030	61.343	57.768	-12.657	74.000	3.575	PK
3			5650.000	59.746	55.075	-14.254	74.000	4.671	PK
4			5700.000	60.246	55.368	-44.954	105.200	4.878	PK
5			5720.000	60.800	55.803	-50.000	110.800	4.997	PK
6			5725.000	60.035	55.006	-62.165	122.200	5.029	PK
7			5746.355	98.107	92.944	N/A	N/A	5.163	PK

Note: Measure Level (dBμV/m) = Reading Level (dBμV) + Factor (dB)

Factor (dB) = Cable Loss (dB) + Antenna Factor (dB/m) - Pre_Amplifier Gain (dB)

Site: AC1	Time: 2016/10/25 - 17:32
Limit: FCC_Part15.407_RE(3m)	Engineer: Kevin Ke
Probe: BBHA9120D_1GHz_18GHz	Polarity: Vertical
EUT: US WI-FI AP 4X4 OD ext. antenna	Power: DC 54V
Test Mode: Transmit by 802.11n-HT20 at Channel 5745MHz Ant 1	

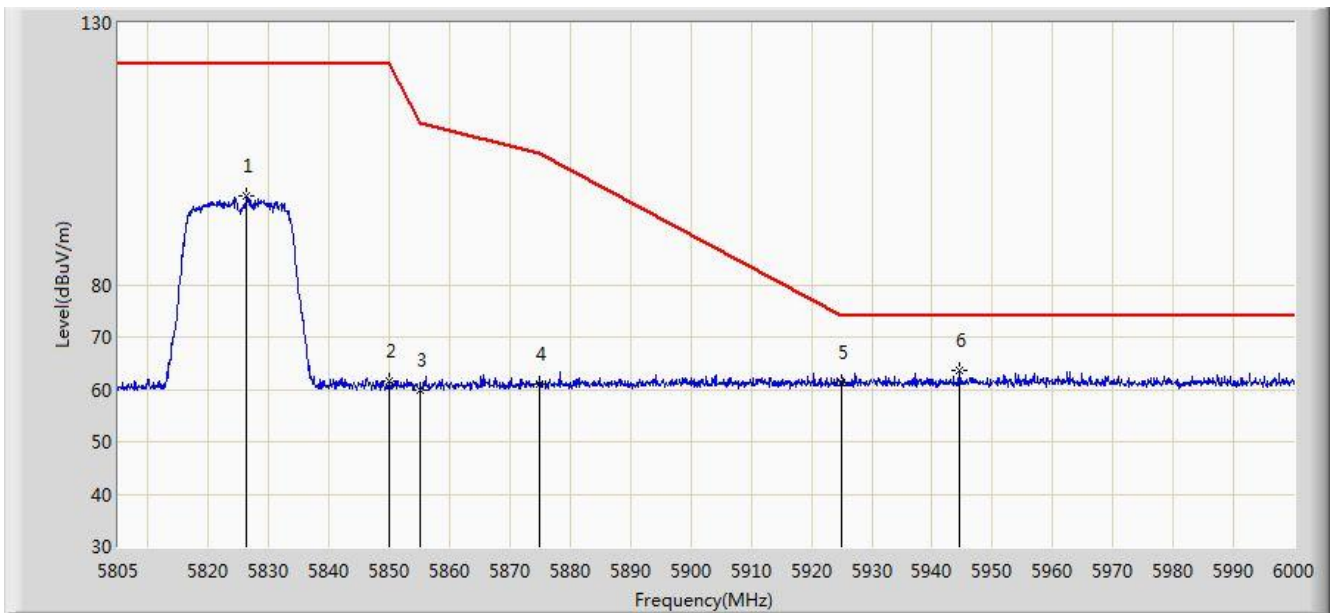


No	Flag	Mark	Frequency (MHz)	Measure Level (dBuV/m)	Reading Level (dBuV)	Margin (dB)	Limit (dBuV/m)	Factor (dB)	Type
1			5648.840	64.449	59.782	-9.551	74.000	4.667	PK
2			5650.000	62.963	58.292	-11.037	74.000	4.671	PK
3			5700.000	65.182	60.304	-40.018	105.200	4.878	PK
4			5720.000	72.771	67.774	-38.029	110.800	4.997	PK
5			5725.000	76.653	71.624	-45.547	122.200	5.029	PK
6			5746.685	122.820	117.655	N/A	N/A	5.165	PK

Note: Measure Level (dBuV/m) = Reading Level (dBuV) + Factor (dB)

Factor (dB) = Cable Loss (dB) + Antenna Factor (dB/m) - Pre_Amplifier Gain (dB)

Site: AC1	Time: 2016/10/25 - 17:33
Limit: FCC_Part15.407_RE(3m)	Engineer: Kevin Ke
Probe: BBHA9120D_1GHz_18GHz	Polarity: Horizontal
EUT: US WI-FI AP 4X4 OD ext. antenna	Power: DC 54V
Test Mode: Transmit by 802.11n-HT20 at Channel 5825MHz Ant 1	

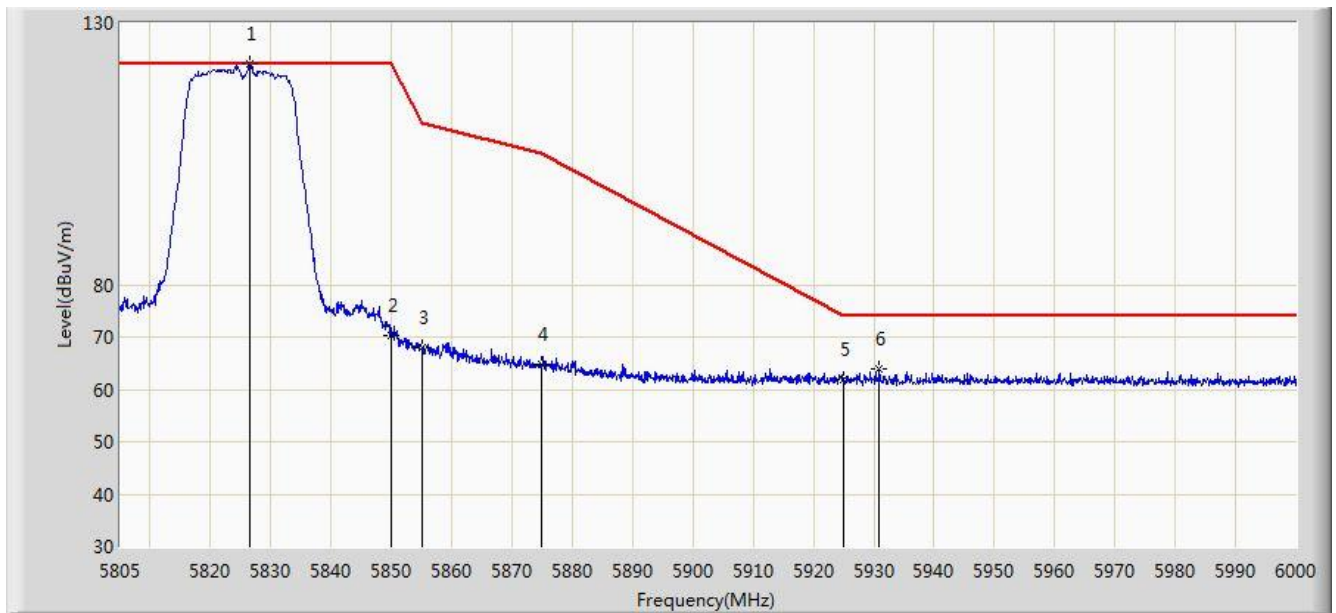


No	Flag	Mark	Frequency (MHz)	Measure Level (dBuV/m)	Reading Level (dBuV)	Margin (dB)	Limit (dBuV/m)	Factor (dB)	Type
1			5826.353	97.029	91.433	N/A	N/A	5.595	PK
2			5850.000	61.645	55.919	-60.555	122.200	5.726	PK
3			5855.000	59.865	54.119	-50.935	110.800	5.746	PK
4			5875.000	60.990	55.170	-44.210	105.200	5.820	PK
5			5925.000	61.292	55.326	-12.708	74.000	5.967	PK
6			5944.425	63.515	57.501	-10.485	74.000	6.015	PK

Note: Measure Level (dBμV/m) = Reading Level (dBμV) + Factor (dB)

Factor (dB) = Cable Loss (dB) + Antenna Factor (dB/m) - Pre_Amplifier Gain (dB)

Site: AC1	Time: 2016/10/25 - 17:35
Limit: FCC_Part15.407_RE(3m)	Engineer: Kevin Ke
Probe: BBHA9120D_1GHz_18GHz	Polarity: Vertical
EUT: US WI-FI AP 4X4 OD ext. antenna	Power: DC 54V
Test Mode: Transmit by 802.11n-HT20 at Channel 5825MHz Ant 1	

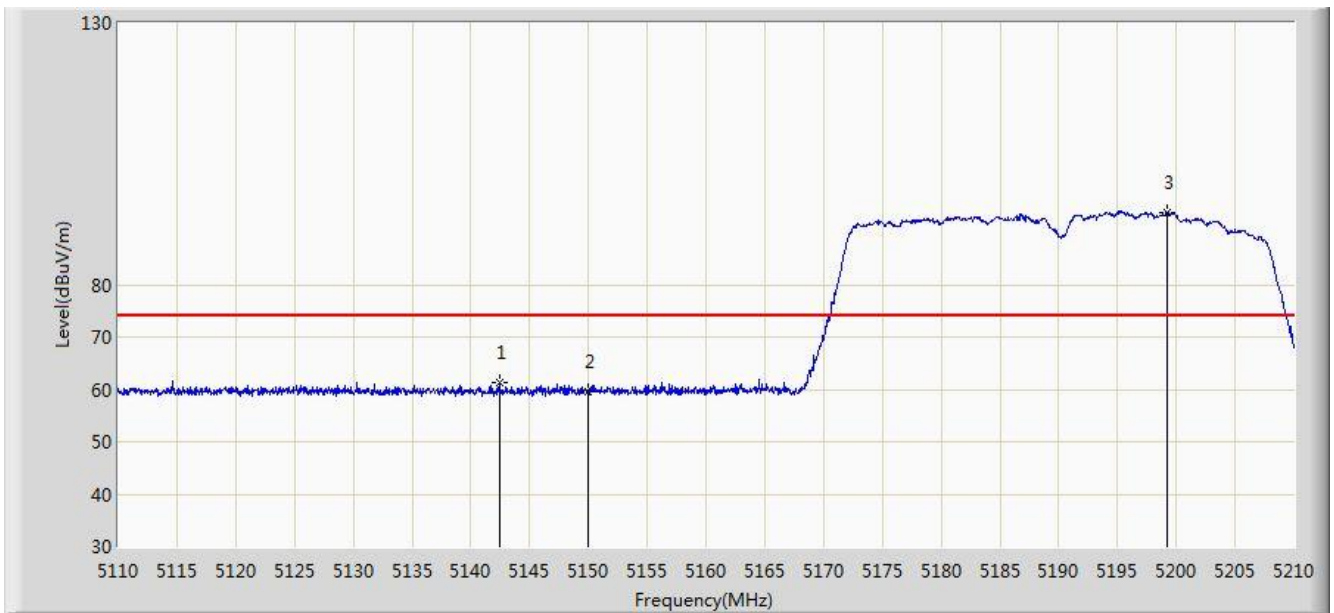


No	Flag	Mark	Frequency (MHz)	Measure Level (dBuV/m)	Reading Level (dBuV)	Margin (dB)	Limit (dBuV/m)	Factor (dB)	Type
1			5826.450	122.188	116.592	N/A	N/A	5.596	PK
2			5850.000	70.406	64.680	-51.794	122.200	5.726	PK
3			5855.000	68.030	62.284	-42.770	110.800	5.746	PK
4			5875.000	64.835	59.015	-40.365	105.200	5.820	PK
5			5925.000	61.821	55.855	-12.179	74.000	5.967	PK
6			5930.873	64.015	58.034	-9.985	74.000	5.981	PK

Note: Measure Level (dBuV/m) = Reading Level (dBuV) + Factor (dB)

Factor (dB) = Cable Loss (dB) + Antenna Factor (dB/m) - Pre_Amplifier Gain (dB)

Site: AC1	Time: 2016/10/25 - 17:45
Limit: FCC_Part15.209_RE(3m)	Engineer: Kevin Ke
Probe: BBHA9120D_1GHz_18GHz	Polarity: Horizontal
EUT: US WI-FI AP 4X4 OD ext. antenna	Power: DC 54V
Test Mode: Transmit by 802.11n-HT40 at Channel 5190MHz Ant 1	

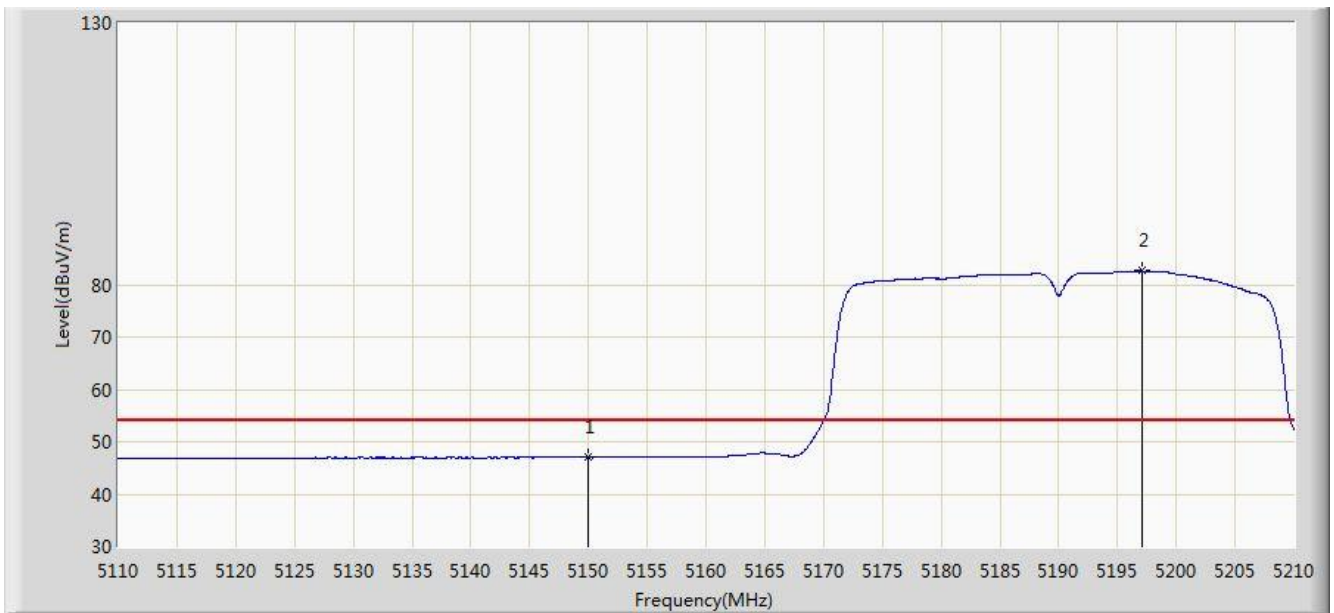


No	Flag	Mark	Frequency (MHz)	Measure Level (dBuV/m)	Reading Level (dBuV)	Margin (dB)	Limit (dBuV/m)	Factor (dB)	Type
1			5142.450	61.276	57.100	-12.724	74.000	4.175	PK
2			5150.000	59.667	55.498	-14.333	74.000	4.170	PK
3			5199.250	93.835	89.834	N/A	N/A	4.001	PK

Note: Measure Level (dBμV/m) = Reading Level (dBμV) + Factor (dB)

Factor (dB) = Cable Loss (dB) + Antenna Factor (dB/m) - Pre_Amplifier Gain (dB)

Site: AC1	Time: 2016/10/25 - 17:46
Limit: FCC_Part15.209_RE(3m)	Engineer: Kevin Ke
Probe: BBHA9120D_1GHz_18GHz	Polarity: Horizontal
EUT: US WI-FI AP 4X4 OD ext. antenna	Power: DC 54V
Test Mode: Transmit by 802.11n-HT40 at Channel 5190MHz Ant 1	

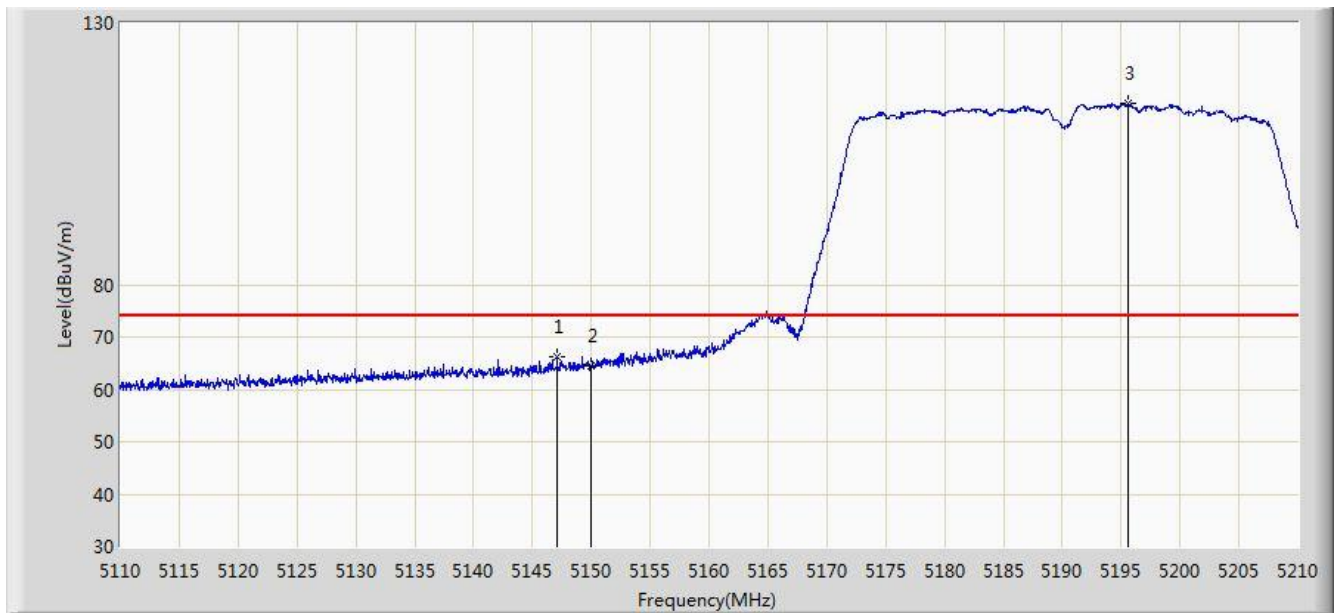


No	Flag	Mark	Frequency (MHz)	Measure Level (dBuV/m)	Reading Level (dBuV)	Margin (dB)	Limit (dBuV/m)	Factor (dB)	Type
1			5150.000	47.002	42.833	-6.998	54.000	4.170	AV
2			5197.050	82.648	78.640	N/A	N/A	4.009	AV

Note: Measure Level (dBμV/m) = Reading Level (dBμV) + Factor (dB)

Factor (dB) = Cable Loss (dB) + Antenna Factor (dB/m) - Pre_Amplifier Gain (dB)

Site: AC1	Time: 2016/10/25 - 17:44
Limit: FCC_Part15.209_RE(3m)	Engineer: Kevin Ke
Probe: BBHA9120D_1GHz_18GHz	Polarity: Vertical
EUT: US WI-FI AP 4X4 OD ext. antenna	Power: DC 54V
Test Mode: Transmit by 802.11n-HT40 at Channel 5190MHz Ant 1	

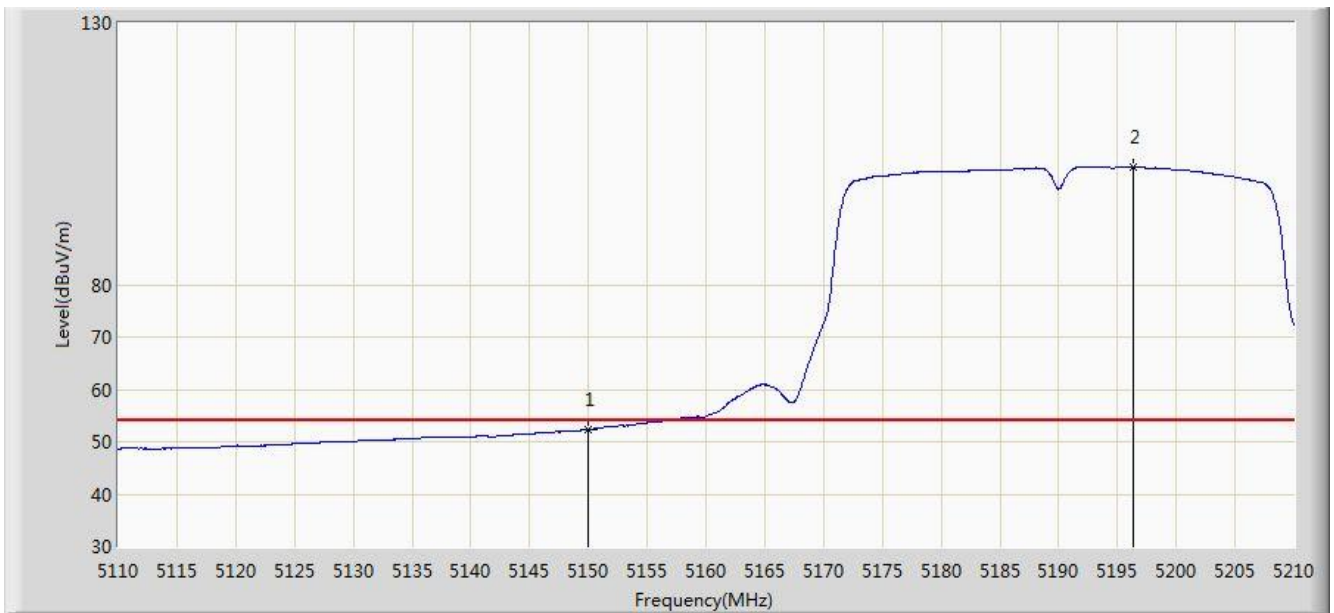


No	Flag	Mark	Frequency (MHz)	Measure Level (dBuV/m)	Reading Level (dBuV)	Margin (dB)	Limit (dBuV/m)	Factor (dB)	Type
1			5147.100	66.261	62.085	-7.739	74.000	4.176	PK
2			5150.000	64.584	60.415	-9.416	74.000	4.170	PK
3			5195.550	114.593	110.579	N/A	N/A	4.014	PK

Note: Measure Level (dB μ V/m) = Reading Level (dB μ V) + Factor (dB)

Factor (dB) = Cable Loss (dB) + Antenna Factor (dB/m) - Pre_Amplifier Gain (dB)

Site: AC1	Time: 2016/10/25 - 17:43
Limit: FCC_Part15.209_RE(3m)	Engineer: Kevin Ke
Probe: BBHA9120D_1GHz_18GHz	Polarity: Vertical
EUT: US WI-FI AP 4X4 OD ext. antenna	Power: DC 54V
Test Mode: Transmit by 802.11n-HT40 at Channel 5190MHz Ant 1	

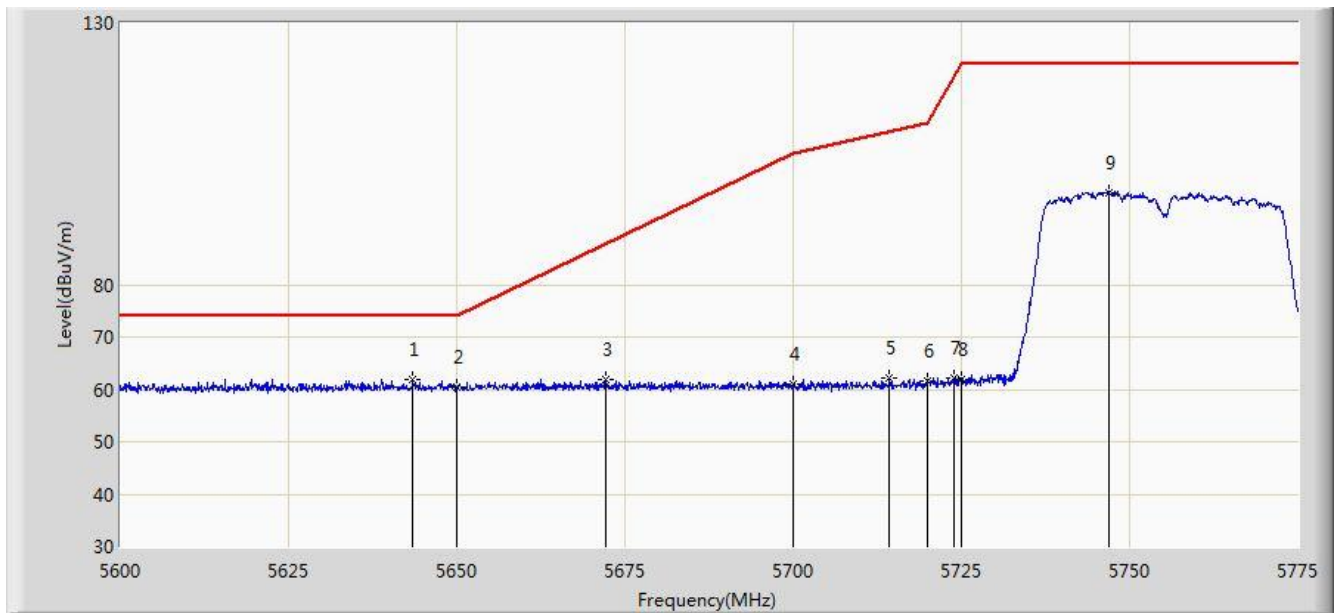


No	Flag	Mark	Frequency (MHz)	Measure Level (dBuV/m)	Reading Level (dBuV)	Margin (dB)	Limit (dBuV/m)	Factor (dB)	Type
1			5150.000	52.384	48.215	-1.616	54.000	4.170	AV
2			5196.350	102.516	98.505	N/A	N/A	4.011	AV

Note: Measure Level (dBμV/m) = Reading Level (dBμV) + Factor (dB)

Factor (dB) = Cable Loss (dB) + Antenna Factor (dB/m) - Pre_Amplifier Gain (dB)

Site: AC1	Time: 2016/10/25 - 18:29
Limit: FCC_Part15.407_RE(3m)	Engineer: Kevin Ke
Probe: BBHA9120D_1GHz_18GHz	Polarity: Horizontal
EUT: US WI-FI AP 4X4 OD ext. antenna	Power: DC 54V
Test Mode: Transmit by 802.11n-HT40 at Channel 5755MHz Ant 1	

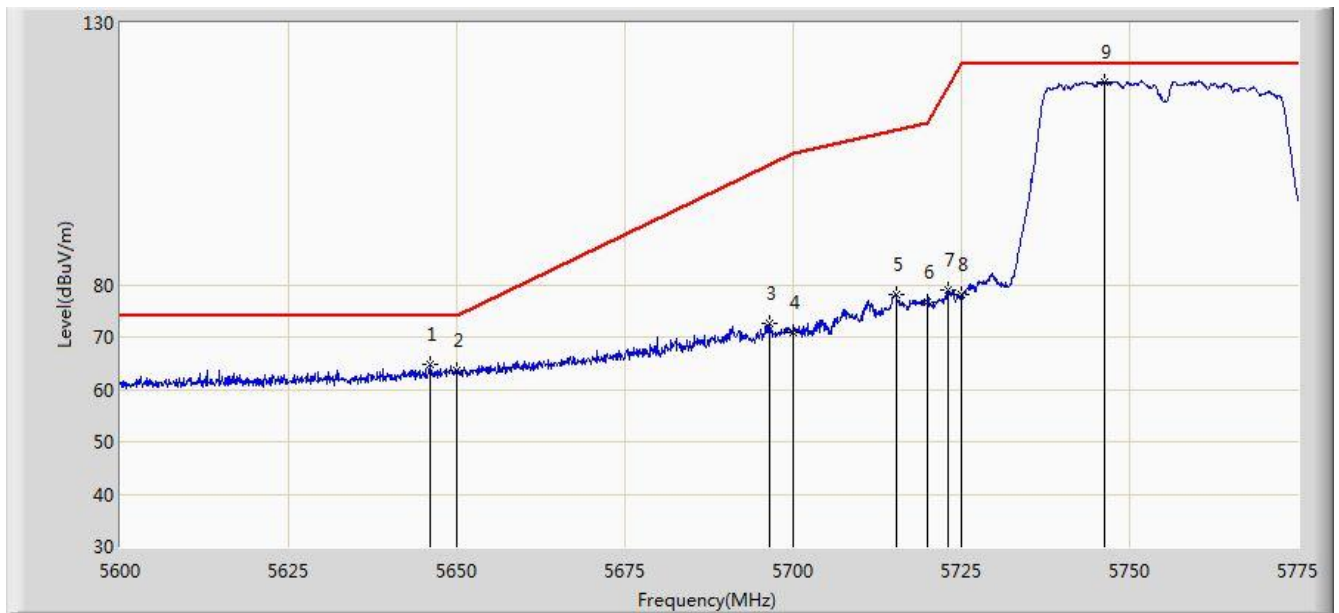


No	Flag	Mark	Frequency (MHz)	Measure Level (dBuV/m)	Reading Level (dBuV)	Margin (dB)	Limit (dBuV/m)	Factor (dB)	Type
1			5643.487	61.937	57.288	-12.063	74.000	4.649	PK
2			5650.000	60.331	55.660	-13.669	74.000	4.671	PK
3			5672.187	61.894	57.138	-25.985	87.879	4.756	PK
4			5700.000	60.906	56.028	-44.294	105.200	4.878	PK
5			5714.362	62.037	57.076	-47.187	109.223	4.961	PK
6			5720.000	61.486	56.489	-49.314	110.800	4.997	PK
7			5723.812	62.194	57.173	-57.298	119.492	5.022	PK
8			5725.000	61.966	56.937	-60.234	122.200	5.029	PK
9			5746.913	97.592	92.426	N/A	N/A	5.166	PK

Note: Measure Level (dB μ V/m) = Reading Level (dB μ V) + Factor (dB)

Factor (dB) = Cable Loss (dB) + Antenna Factor (dB/m) - Pre_Amplifier Gain (dB)

Site: AC1	Time: 2016/10/25 - 18:27
Limit: FCC_Part15.407_RE(3m)	Engineer: Kevin Ke
Probe: BBHA9120D_1GHz_18GHz	Polarity: Vertical
EUT: US WI-FI AP 4X4 OD ext. antenna	Power: DC 54V
Test Mode: Transmit by 802.11n-HT40 at Channel 5755MHz Ant 1	

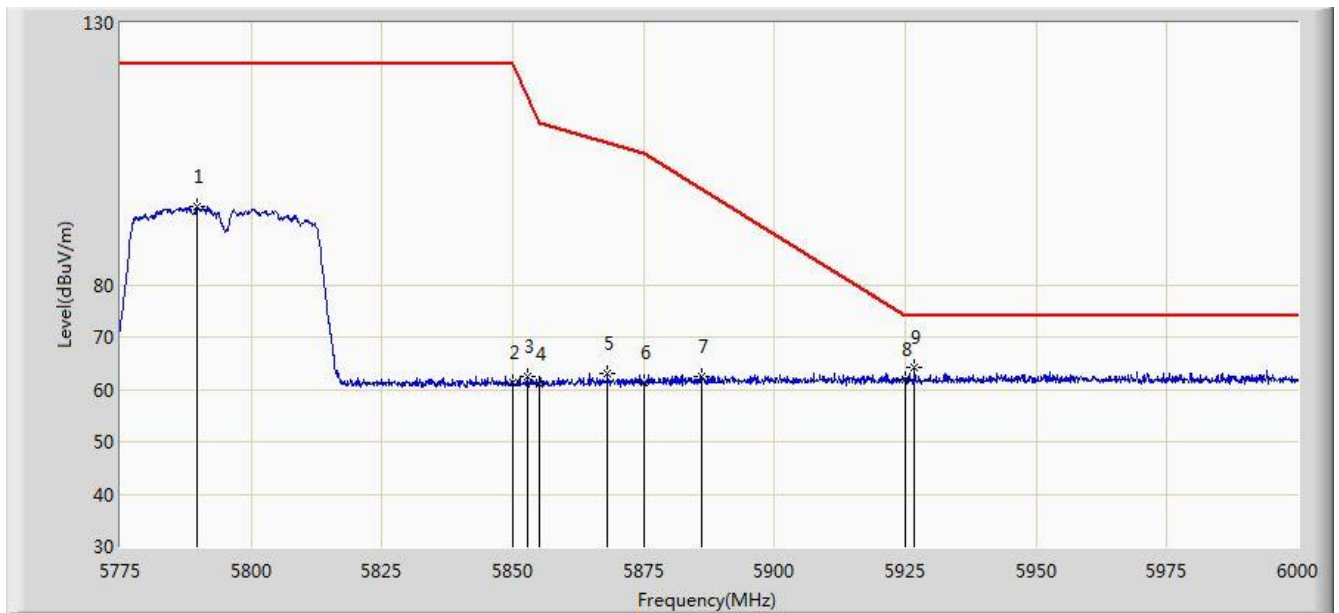


No	Flag	Mark	Frequency (MHz)	Measure Level (dBuV/m)	Reading Level (dBuV)	Margin (dB)	Limit (dBuV/m)	Factor (dB)	Type
1			5646.025	64.746	60.088	-9.254	74.000	4.658	PK
2			5650.000	63.659	58.988	-10.341	74.000	4.671	PK
3			5696.425	72.493	67.634	-30.485	102.978	4.859	PK
4			5700.000	70.869	65.991	-34.331	105.200	4.878	PK
5			5715.325	78.148	73.181	-31.345	109.493	4.967	PK
6			5720.000	76.712	71.715	-34.088	110.800	4.997	PK
7			5723.112	78.853	73.836	-39.044	117.897	5.017	PK
8			5725.000	78.017	72.988	-44.183	122.200	5.029	PK
9			5746.300	118.807	113.645	N/A	N/A	5.163	PK

Note: Measure Level (dB μ V/m) = Reading Level (dB μ V) + Factor (dB)

Factor (dB) = Cable Loss (dB) + Antenna Factor (dB/m) - Pre_Amplifier Gain (dB)

Site: AC1	Time: 2016/10/25 - 18:36
Limit: FCC_Part15.407_RE(3m)	Engineer: Kevin Ke
Probe: BBHA9120D_1GHz_18GHz	Polarity: Horizontal
EUT: US WI-FI AP 4X4 OD ext. antenna	Power: DC 54V
Test Mode: Transmit by 802.11n-HT40 at Channel 5795MHz Ant 1	

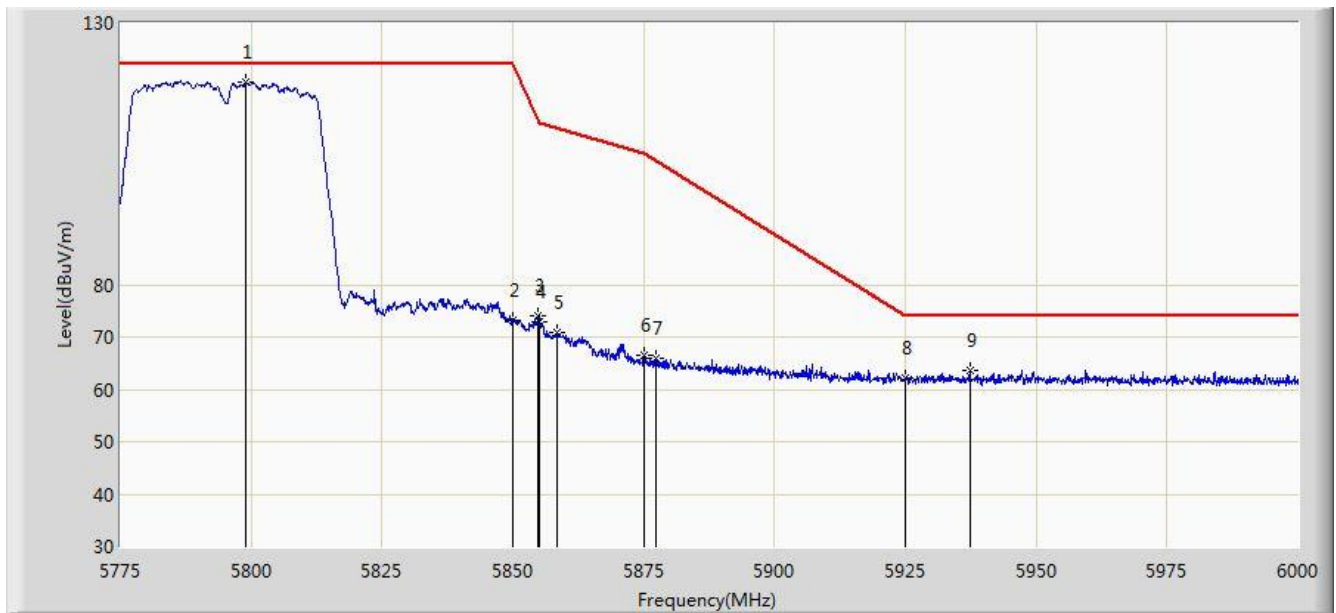


No	Flag	Mark	Frequency (MHz)	Measure Level (dBuV/m)	Reading Level (dBuV)	Margin (dB)	Limit (dBuV/m)	Factor (dB)	Type
1			5789.625	94.787	89.397	N/A	N/A	5.390	PK
2			5850.000	61.390	55.664	-60.810	122.200	5.726	PK
3			5852.737	62.579	56.842	-53.380	115.958	5.736	PK
4			5855.000	61.102	55.356	-49.698	110.800	5.746	PK
5			5868.150	63.166	57.370	-43.950	107.116	5.796	PK
6			5875.000	61.292	55.472	-43.908	105.200	5.820	PK
7			5886.038	62.585	56.727	-35.705	98.290	5.858	PK
8			5925.000	61.802	55.836	-12.198	74.000	5.967	PK
9			5926.763	64.224	58.253	-9.776	74.000	5.970	PK

Note: Measure Level (dBμV/m) = Reading Level (dBμV) + Factor (dB)

Factor (dB) = Cable Loss (dB) + Antenna Factor (dB/m) - Pre_Amplifier Gain (dB)

Site: AC1	Time: 2016/10/25 - 18:33
Limit: FCC_Part15.407_RE(3m)	Engineer: Kevin Ke
Probe: BBHA9120D_1GHz_18GHz	Polarity: Vertical
EUT: US WI-FI AP 4X4 OD ext. antenna	Power: DC 54V
Test Mode: Transmit by 802.11n-HT40 at Channel 5795MHz Ant 1	

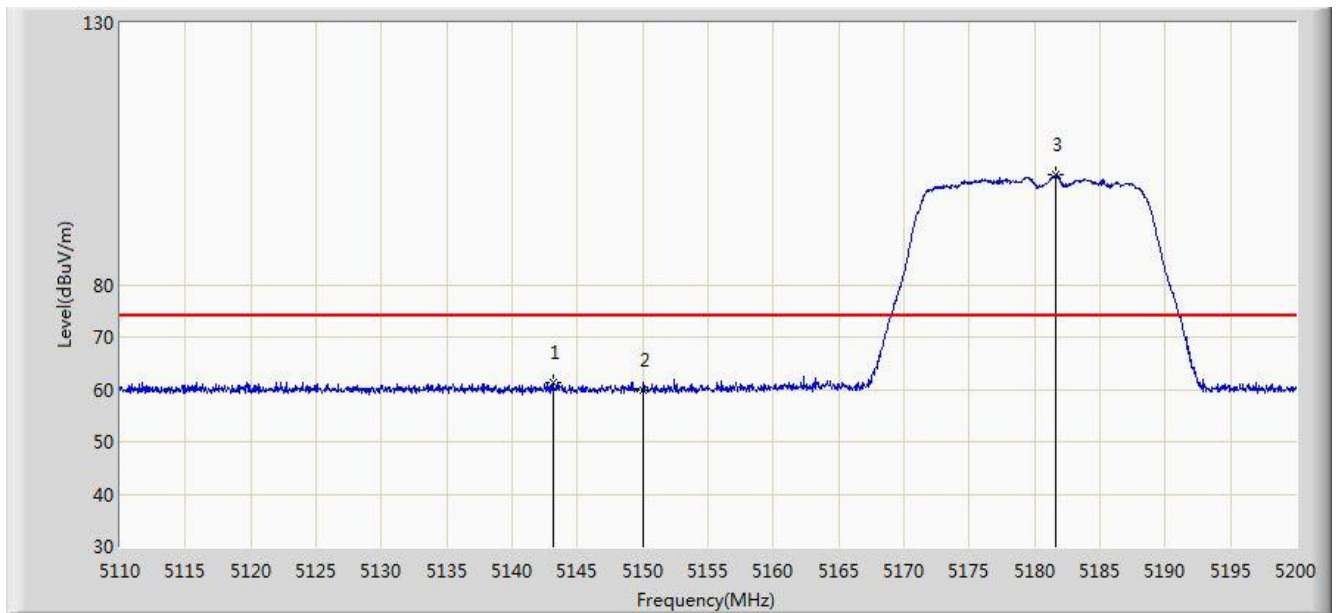


No	Flag	Mark	Frequency (MHz)	Measure Level (dBuV/m)	Reading Level (dBuV)	Margin (dB)	Limit (dBuV/m)	Factor (dB)	Type
1			5799.075	118.627	113.187	N/A	N/A	5.440	PK
2			5850.000	73.264	67.538	-48.936	122.200	5.726	PK
3			5854.875	74.062	68.316	-37.023	111.085	5.746	PK
4			5855.000	73.022	67.276	-37.778	110.800	5.746	PK
5			5858.587	70.851	65.090	-38.943	109.794	5.761	PK
6			5875.000	66.482	60.662	-38.718	105.200	5.820	PK
7			5877.263	65.883	60.055	-37.900	103.782	5.828	PK
8			5925.000	62.077	56.111	-11.923	74.000	5.967	PK
9			5937.337	63.557	57.560	-10.443	74.000	5.997	PK

Note: Measure Level (dB μ V/m) = Reading Level (dB μ V) + Factor (dB)

Factor (dB) = Cable Loss (dB) + Antenna Factor (dB/m) - Pre_Amplifier Gain (dB)

Site: AC1	Time: 2016/10/25 - 18:46
Limit: FCC_Part15.209_RE(3m)	Engineer: Kevin Ke
Probe: BBHA9120D_1GHz_18GHz	Polarity: Horizontal
EUT: US WI-FI AP 4X4 OD ext. antenna	Power: DC 54V
Test Mode: Transmit by 802.11ac-VHT20 at Channel 5180MHz Ant 1	

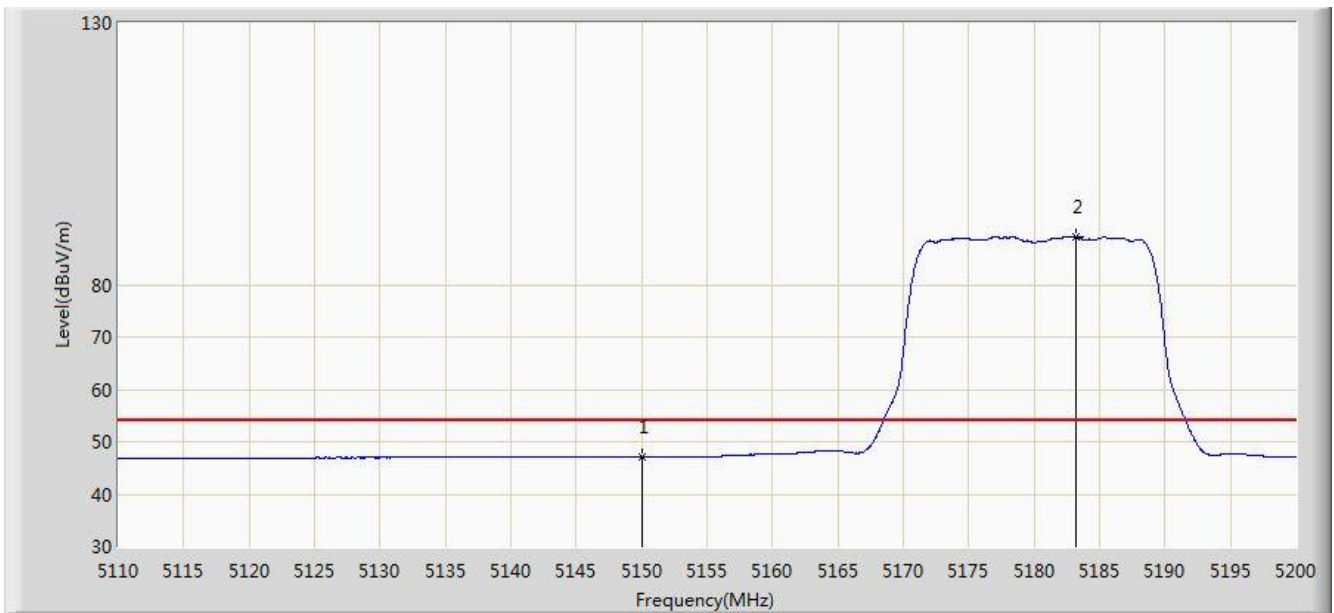


No	Flag	Mark	Frequency (MHz)	Measure Level (dBuV/m)	Reading Level (dBuV)	Margin (dB)	Limit (dBuV/m)	Factor (dB)	Type
1			5143.165	61.292	57.116	-12.708	74.000	4.176	PK
2			5150.000	59.732	55.563	-14.268	74.000	4.170	PK
3			5181.595	100.984	96.921	N/A	N/A	4.063	PK

Note: Measure Level (dB μ V/m) = Reading Level (dB μ V) + Factor (dB)

Factor (dB) = Cable Loss (dB) + Antenna Factor (dB/m) - Pre_Amplifier Gain (dB)

Site: AC1	Time: 2016/10/25 - 18:49
Limit: FCC_Part15.209_RE(3m)	Engineer: Kevin Ke
Probe: BBHA9120D_1GHz_18GHz	Polarity: Horizontal
EUT: US WI-FI AP 4X4 OD ext. antenna	Power: DC 54V
Test Mode: Transmit by 802.11ac-VHT20 at Channel 5180MHz Ant 1	

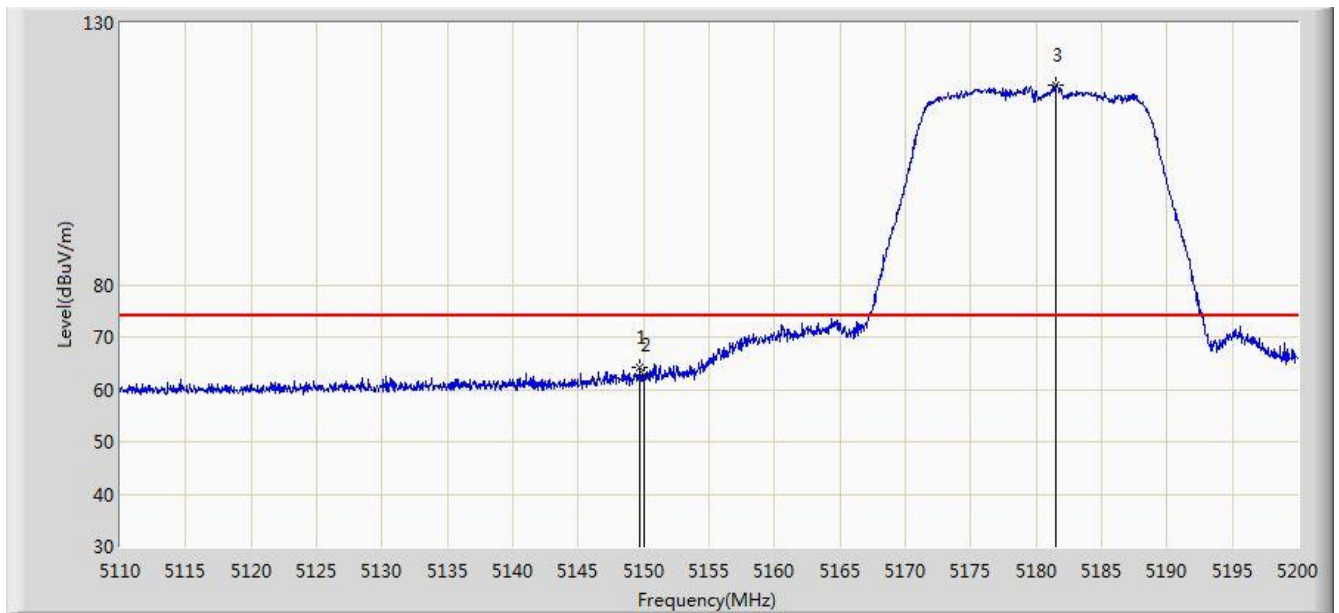


No	Flag	Mark	Frequency (MHz)	Measure Level (dBuV/m)	Reading Level (dBuV)	Margin (dB)	Limit (dBuV/m)	Factor (dB)	Type
1			5150.000	47.060	42.891	-6.940	54.000	4.170	AV
2			5183.170	89.181	85.123	N/A	N/A	4.057	AV

Note: Measure Level (dBμV/m) = Reading Level (dBμV) + Factor (dB)

Factor (dB) = Cable Loss (dB) + Antenna Factor (dB/m) - Pre_Amplifier Gain (dB)

Site: AC1	Time: 2016/10/25 - 18:44
Limit: FCC_Part15.209_RE(3m)	Engineer: Kevin Ke
Probe: BBHA9120D_1GHz_18GHz	Polarity: Vertical
EUT: US WI-FI AP 4X4 OD ext. antenna	Power: DC 54V
Test Mode: Transmit by 802.11ac-VHT20 at Channel 5180MHz Ant 1	

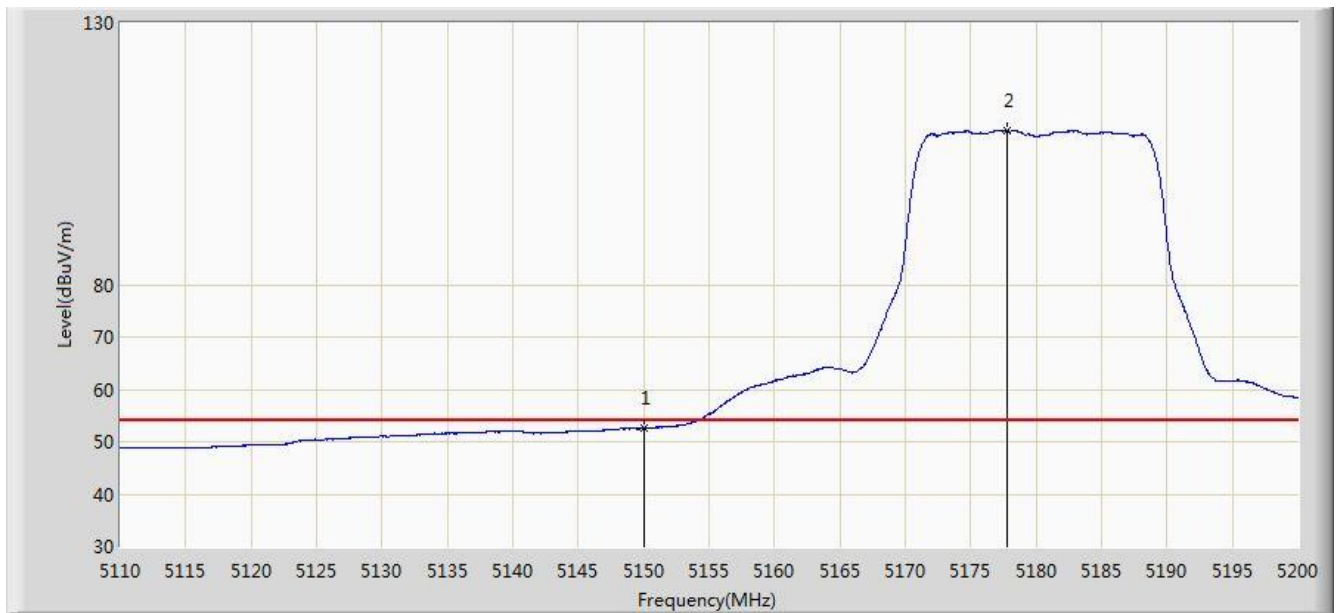


No	Flag	Mark	Frequency (MHz)	Measure Level (dBuV/m)	Reading Level (dBuV)	Margin (dB)	Limit (dBuV/m)	Factor (dB)	Type
1			5149.735	64.083	59.913	-9.917	74.000	4.170	PK
2			5150.000	62.736	58.567	-11.264	74.000	4.170	PK
3			5181.505	118.215	114.152	N/A	N/A	4.064	PK

Note: Measure Level (dBμV/m) = Reading Level (dBμV) + Factor (dB)

Factor (dB) = Cable Loss (dB) + Antenna Factor (dB/m) - Pre_Amplifier Gain (dB)

Site: AC1	Time: 2016/10/25 - 18:45
Limit: FCC_Part15.209_RE(3m)	Engineer: Kevin Ke
Probe: BBHA9120D_1GHz_18GHz	Polarity: Vertical
EUT: US WI-FI AP 4X4 OD ext. antenna	Power: DC 54V
Test Mode: Transmit by 802.11ac-VHT20 at Channel 5180MHz Ant 1	

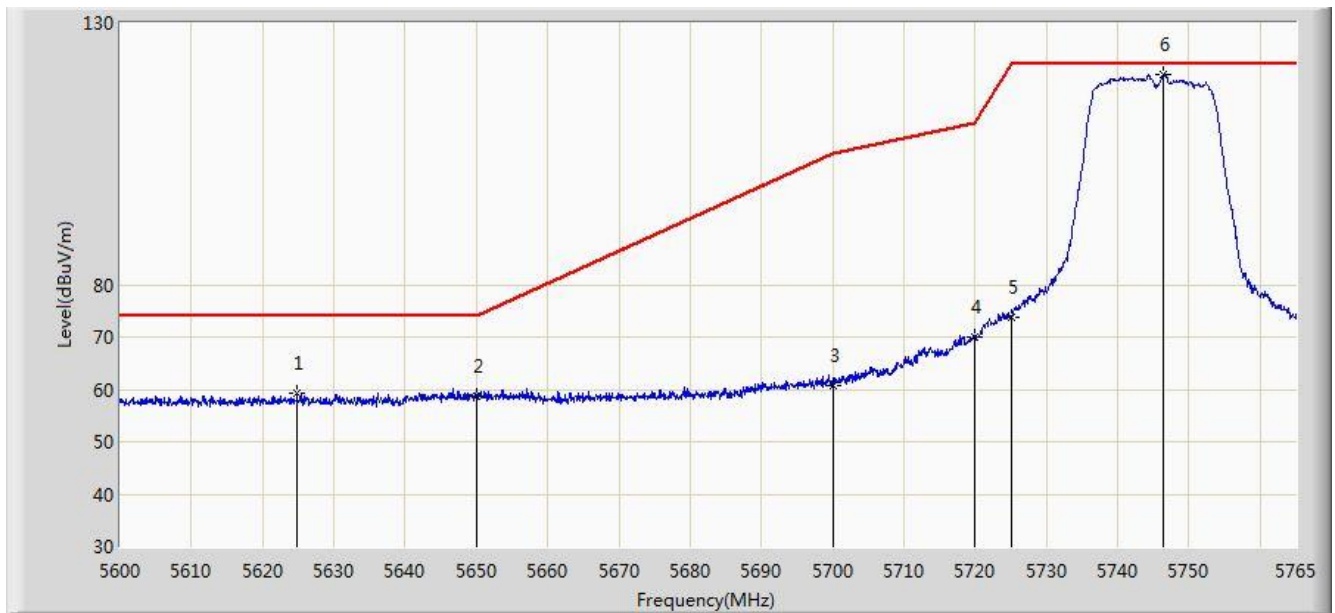


No	Flag	Mark	Frequency (MHz)	Measure Level (dBuV/m)	Reading Level (dBuV)	Margin (dB)	Limit (dBuV/m)	Factor (dB)	Type
1			5150.000	52.495	48.326	-1.505	54.000	4.170	AV
2	X		5177.815	109.387	105.310	N/A	N/A	4.076	AV

Note: Measure Level (dBμV/m) = Reading Level (dBμV) + Factor (dB)

Factor (dB) = Cable Loss (dB) + Antenna Factor (dB/m) - Pre_Amplifier Gain (dB)

Site: AC1	Time: 2016/11/07 - 14:07
Limit: FCC_Part15.407_RE(3m)	Engineer: Kevin Ke
Probe: BBHA9120D_1GHz_18GHz	Polarity: Vertical
EUT: US WI-FI AP 4X4 OD ext. antenna	Power: DC 54V
Test Mode: Transmit by 802.11ac-VHT20 at Channel 5745MHz Ant 1	

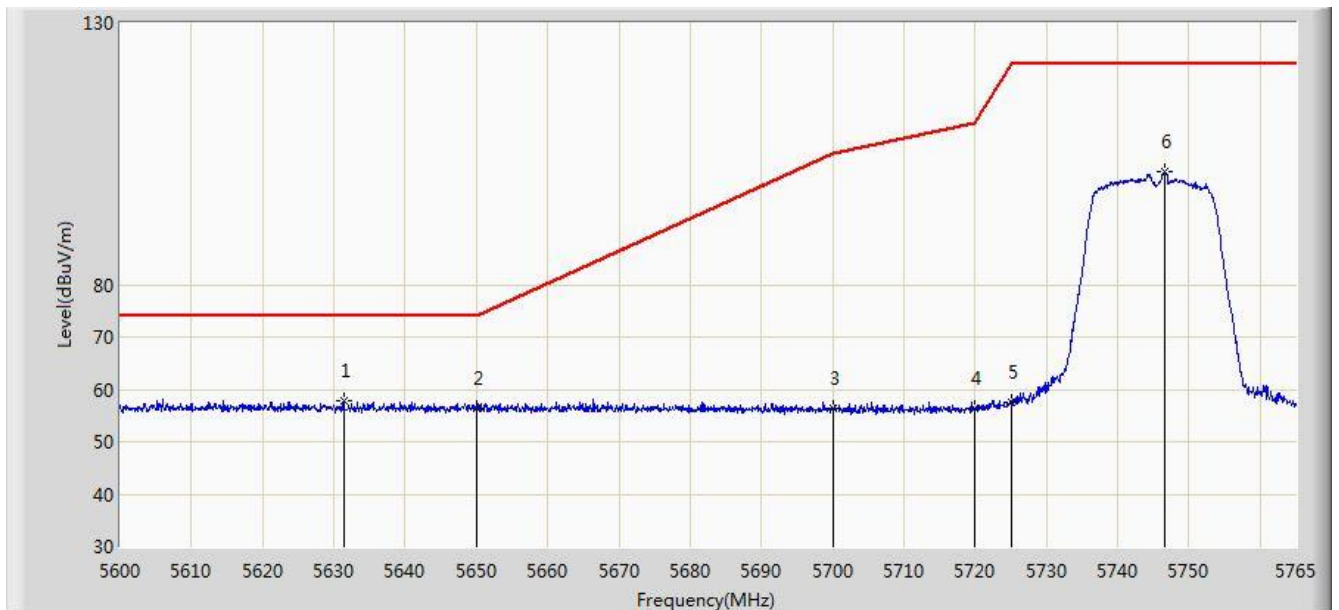


No	Flag	Mark	Frequency (MHz)	Measure Level (dBuV/m)	Reading Level (dBuV)	Margin (dB)	Limit (dBuV/m)	Factor (dB)	Type
1			5624.833	59.347	54.753	-14.653	74.000	4.595	PK
2			5650.000	58.591	53.920	-15.409	74.000	4.671	PK
3			5700.000	60.824	55.946	-44.376	105.200	4.878	PK
4			5720.000	70.023	65.026	-40.777	110.800	4.997	PK
5			5725.000	73.882	68.853	-48.318	122.200	5.029	PK
6			5746.437	120.248	115.085	N/A	N/A	5.163	PK

Note: Measure Level (dBuV/m) = Reading Level (dBuV) + Factor (dB)

Factor (dB) = Cable Loss (dB) + Antenna Factor (dB/m) - Pre_Amplifier Gain (dB)

Site: AC1	Time: 2016/11/07 - 14:03
Limit: FCC_Part15.407_RE(3m)	Engineer: Kevin Ke
Probe: BBHA9120D_1GHz_18GHz	Polarity: Horizontal
EUT: US WI-FI AP 4X4 OD ext. antenna	Power: DC 54V
Test Mode: Transmit by 802.11ac-VHT20 at Channel 5745MHz Ant 1	

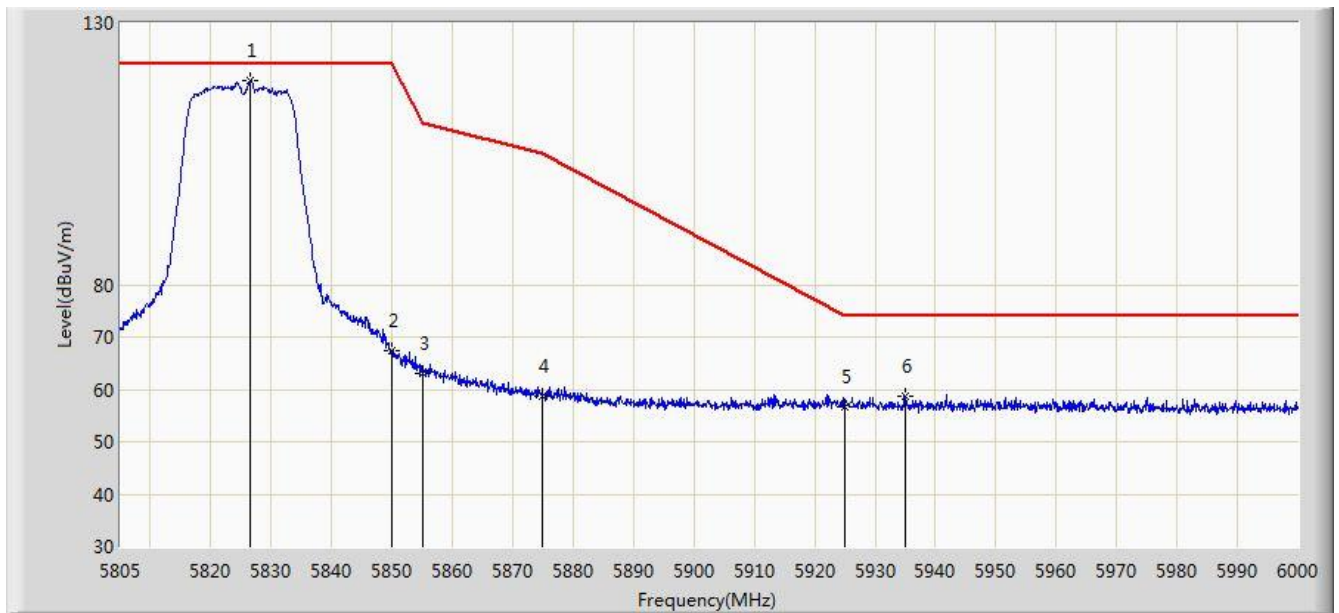


No	Flag	Mark	Frequency (MHz)	Measure Level (dBuV/m)	Reading Level (dBuV)	Margin (dB)	Limit (dBuV/m)	Factor (dB)	Type
1			5631.350	57.929	53.316	-16.071	74.000	4.613	PK
2			5650.000	56.255	51.584	-17.745	74.000	4.671	PK
3			5700.000	56.422	51.544	-48.778	105.200	4.878	PK
4			5720.000	56.441	51.444	-54.359	110.800	4.997	PK
5			5725.000	57.433	52.404	-64.767	122.200	5.029	PK
6			5746.520	101.477	96.313	N/A	N/A	5.163	PK

Note: Measure Level (dB μ V/m) = Reading Level (dB μ V) + Factor (dB)

Factor (dB) = Cable Loss (dB) + Antenna Factor (dB/m) - Pre_Amplifier Gain (dB)

Site: AC1	Time: 2016/11/07 - 14:14
Limit: FCC_Part15.407_RE(3m)	Engineer: Kevin Ke
Probe: BBHA9120D_1GHz_18GHz	Polarity: Vertical
EUT: US WI-FI AP 4X4 OD ext. antenna	Power: DC 54V
Test Mode: Transmit by 802.11ac-VHT20 at Channel 5825MHz Ant 1	

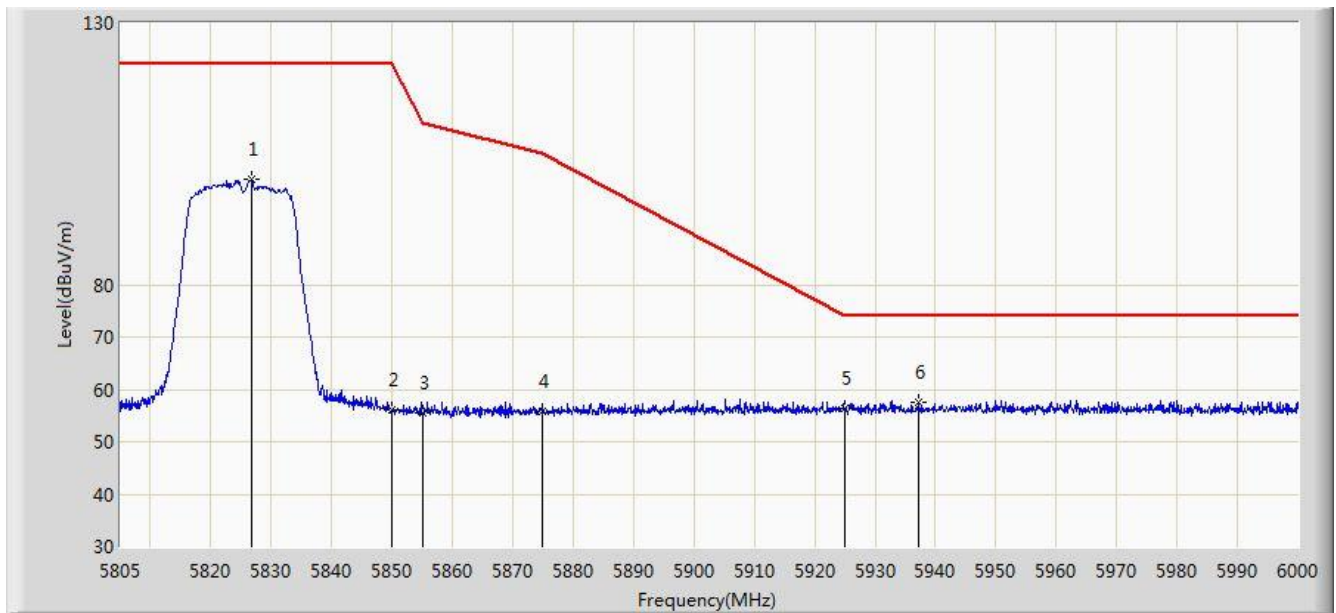


No	Flag	Mark	Frequency (MHz)	Measure Level (dBuV/m)	Reading Level (dBuV)	Margin (dB)	Limit (dBuV/m)	Factor (dB)	Type
1			5826.547	118.935	113.338	N/A	N/A	5.596	PK
2			5850.000	67.252	61.526	-54.948	122.200	5.726	PK
3			5855.000	63.086	57.340	-47.714	110.800	5.746	PK
4			5875.000	58.635	52.815	-46.565	105.200	5.820	PK
5			5925.000	56.765	50.799	-17.235	74.000	5.967	PK
6			5935.065	58.736	52.744	-15.264	74.000	5.992	PK

Note: Measure Level (dBuV/m) = Reading Level (dBuV) + Factor (dB)

Factor (dB) = Cable Loss (dB) + Antenna Factor (dB/m) - Pre_Amplifier Gain (dB)

Site: AC1	Time: 2016/11/07 - 14:10
Limit: FCC_Part15.407_RE(3m)	Engineer: Kevin Ke
Probe: BBHA9120D_1GHz_18GHz	Polarity: Horizontal
EUT: US WI-FI AP 4X4 OD ext. antenna	Power: DC 54V
Test Mode: Transmit by 802.11ac-VHT20 at Channel 5825MHz Ant 1	

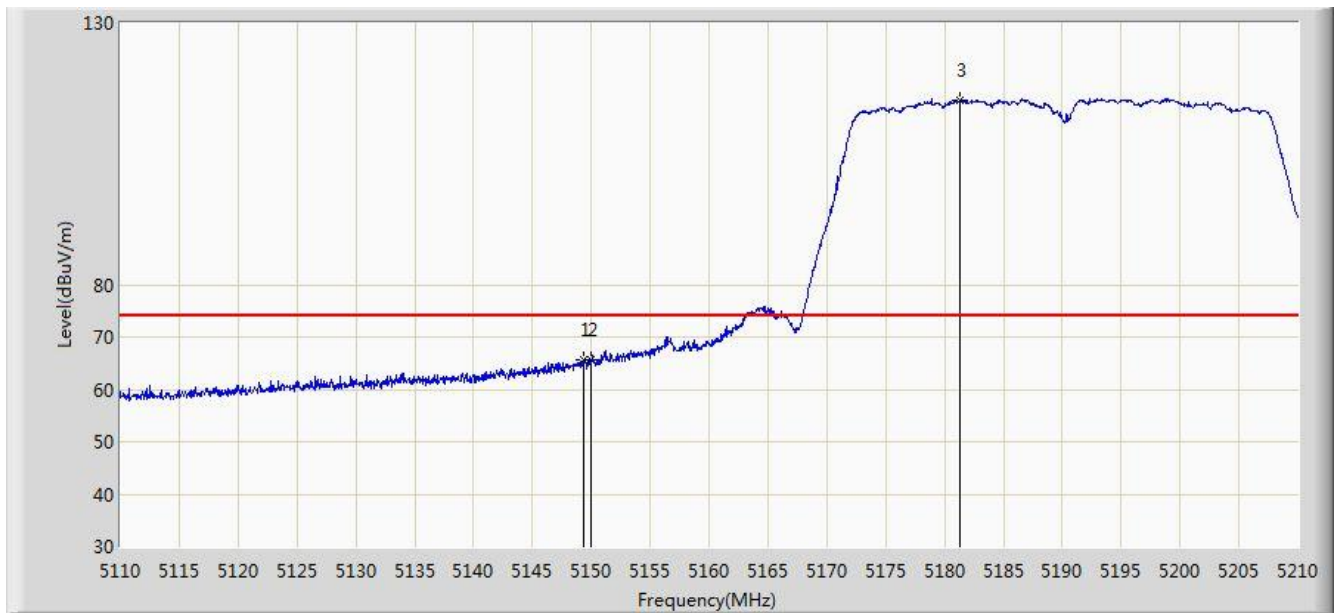


No	Flag	Mark	Frequency (MHz)	Measure Level (dBuV/m)	Reading Level (dBuV)	Margin (dB)	Limit (dBuV/m)	Factor (dB)	Type
1			5826.645	100.196	94.598	N/A	N/A	5.598	PK
2			5850.000	55.945	50.219	-66.255	122.200	5.726	PK
3			5855.000	55.453	49.707	-55.347	110.800	5.746	PK
4			5875.000	55.795	49.975	-49.405	105.200	5.820	PK
5			5925.000	56.348	50.382	-17.652	74.000	5.967	PK
6			5937.112	57.511	51.514	-16.489	74.000	5.996	PK

Note: Measure Level (dBμV/m) = Reading Level (dBμV) + Factor (dB)

Factor (dB) = Cable Loss (dB) + Antenna Factor (dB/m) - Pre_Amplifier Gain (dB)

Site: AC1	Time: 2016/11/07 - 14:28
Limit: FCC_Part15.209_RE(3m)	Engineer: Kevin Ke
Probe: BBHA9120D_1GHz_18GHz	Polarity: Vertical
EUT: US WI-FI AP 4X4 OD ext. antenna	Power: DC 54V
Test Mode: Transmit by 802.11ac-VHT40 at Channel 5190MHz Ant 1	

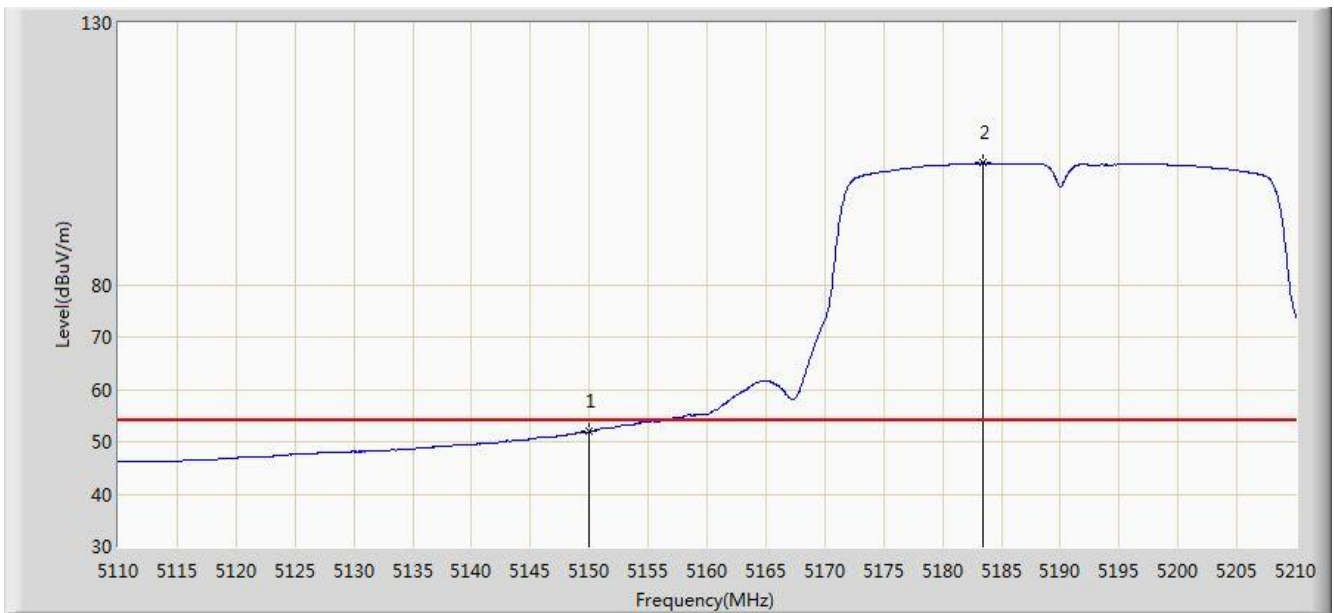


No	Flag	Mark	Frequency (MHz)	Measure Level (dBuV/m)	Reading Level (dBuV)	Margin (dB)	Limit (dBuV/m)	Factor (dB)	Type
1			5149.350	65.628	61.457	-8.372	74.000	4.171	PK
2			5150.000	65.580	61.411	-8.420	74.000	4.170	PK
3			5181.350	115.249	111.185	N/A	N/A	4.064	PK

Note: Measure Level (dB μ V/m) = Reading Level (dB μ V) + Factor (dB)

Factor (dB) = Cable Loss (dB) + Antenna Factor (dB/m) - Pre_Amplifier Gain (dB)

Site: AC1	Time: 2016/11/07 - 14:31
Limit: FCC_Part15.209_RE(3m)	Engineer: Kevin Ke
Probe: BBHA9120D_1GHz_18GHz	Polarity: Vertical
EUT: US WI-FI AP 4X4 OD ext. antenna	Power: DC 54V
Test Mode: Transmit by 802.11ac-VHT40 at Channel 5190MHz Ant 1	

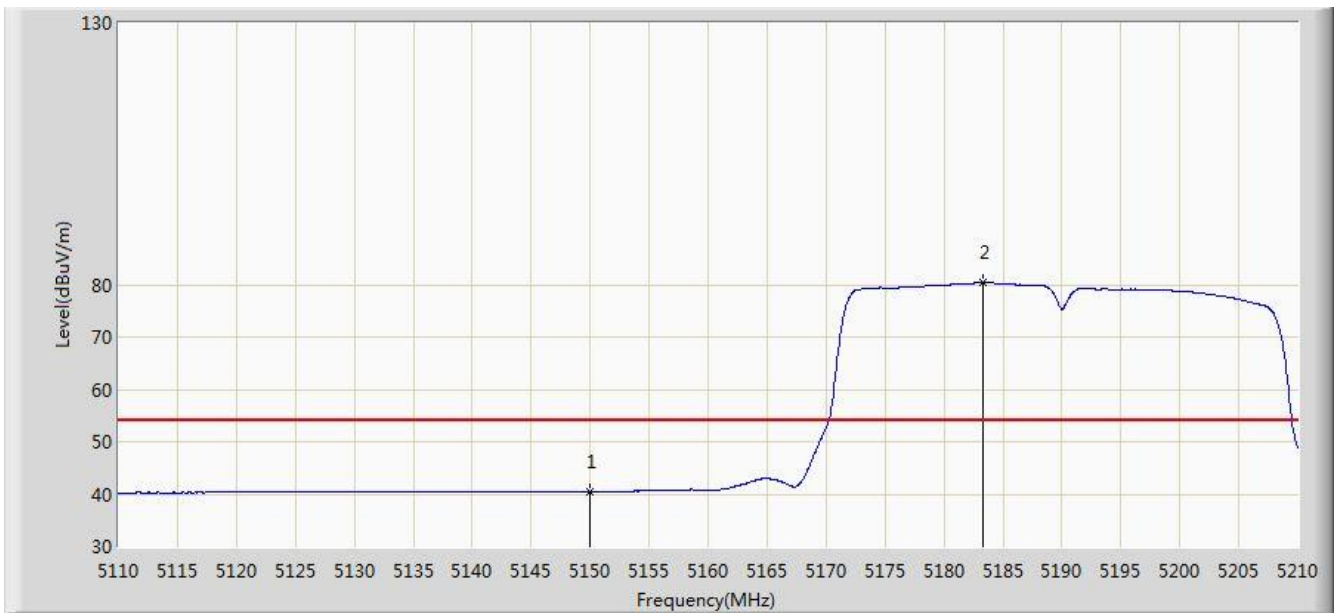


No	Flag	Mark	Frequency (MHz)	Measure Level (dBuV/m)	Reading Level (dBuV)	Margin (dB)	Limit (dBuV/m)	Factor (dB)	Type
1			5150.000	51.960	47.791	-2.040	54.000	4.170	AV
2			5183.400	103.232	99.175	N/A	N/A	4.056	AV

Note: Measure Level (dBμV/m) = Reading Level (dBμV) + Factor (dB)

Factor (dB) = Cable Loss (dB) + Antenna Factor (dB/m) - Pre_Amplifier Gain (dB)

Site: AC1	Time: 2016/11/07 - 14:36
Limit: FCC_Part15.209_RE(3m)	Engineer: Kevin Ke
Probe: BBHA9120D_1GHz_18GHz	Polarity: Horizontal
EUT: US WI-FI AP 4X4 OD ext. antenna	Power: DC 54V
Test Mode: Transmit by 802.11ac-VHT40 at Channel 5190MHz Ant 1	

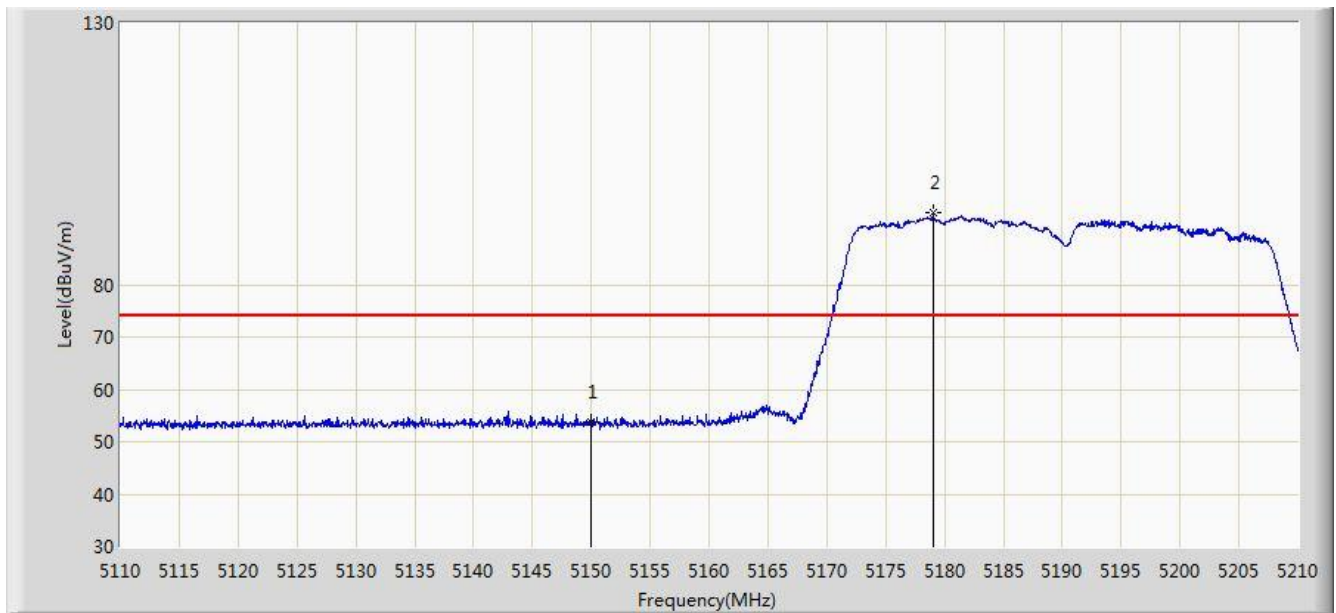


No	Flag	Mark	Frequency (MHz)	Measure Level (dBuV/m)	Reading Level (dBuV)	Margin (dB)	Limit (dBuV/m)	Factor (dB)	Type
1			5150.000	40.448	36.279	-13.552	54.000	4.170	AV
2			5183.350	80.400	76.343	N/A	N/A	4.056	AV

Note: Measure Level (dB μ V/m) = Reading Level (dB μ V) + Factor (dB)

Factor (dB) = Cable Loss (dB) + Antenna Factor (dB/m) - Pre_Amplifier Gain (dB)

Site: AC1	Time: 2016/11/07 - 14:33
Limit: FCC_Part15.209_RE(3m)	Engineer: Kevin Ke
Probe: BBHA9120D_1GHz_18GHz	Polarity: Horizontal
EUT: US WI-FI AP 4X4 OD ext. antenna	Power: DC 54V
Test Mode: Transmit by 802.11ac-VHT40 at Channel 5190MHz Ant 1	

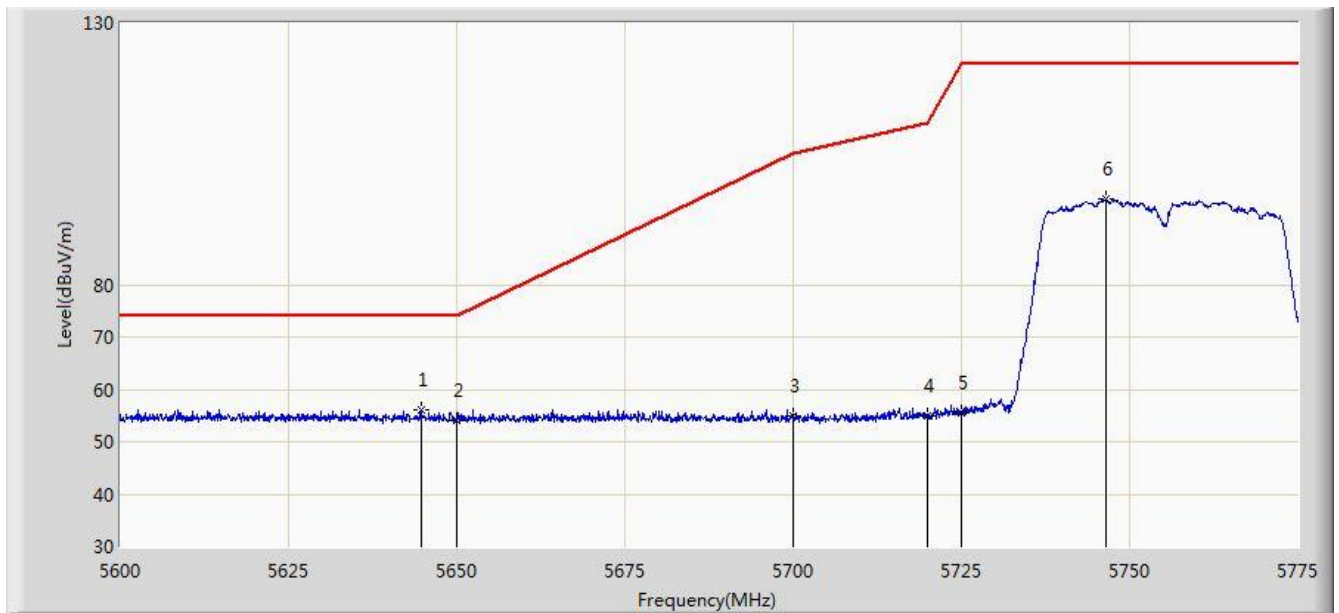


No	Flag	Mark	Frequency (MHz)	Measure Level (dBuV/m)	Reading Level (dBuV)	Margin (dB)	Limit (dBuV/m)	Factor (dB)	Type
1			5150.000	53.880	49.711	-20.120	74.000	4.170	PK
2			5179.000	93.710	89.638	N/A	N/A	4.073	PK

Note: Measure Level (dBμV/m) = Reading Level (dBμV) + Factor (dB)

Factor (dB) = Cable Loss (dB) + Antenna Factor (dB/m) - Pre_Amplifier Gain (dB)

Site: AC1	Time: 2016/11/07 - 15:13
Limit: FCC_Part15.407_RE(3m)	Engineer: Kevin Ke
Probe: BBHA9120D_1GHz_18GHz	Polarity: Horizontal
EUT: US WI-FI AP 4X4 OD ext. antenna	Power: DC 54V
Test Mode: Transmit by 802.11ac-VHT40 at Channel 5755MHz Ant 1	

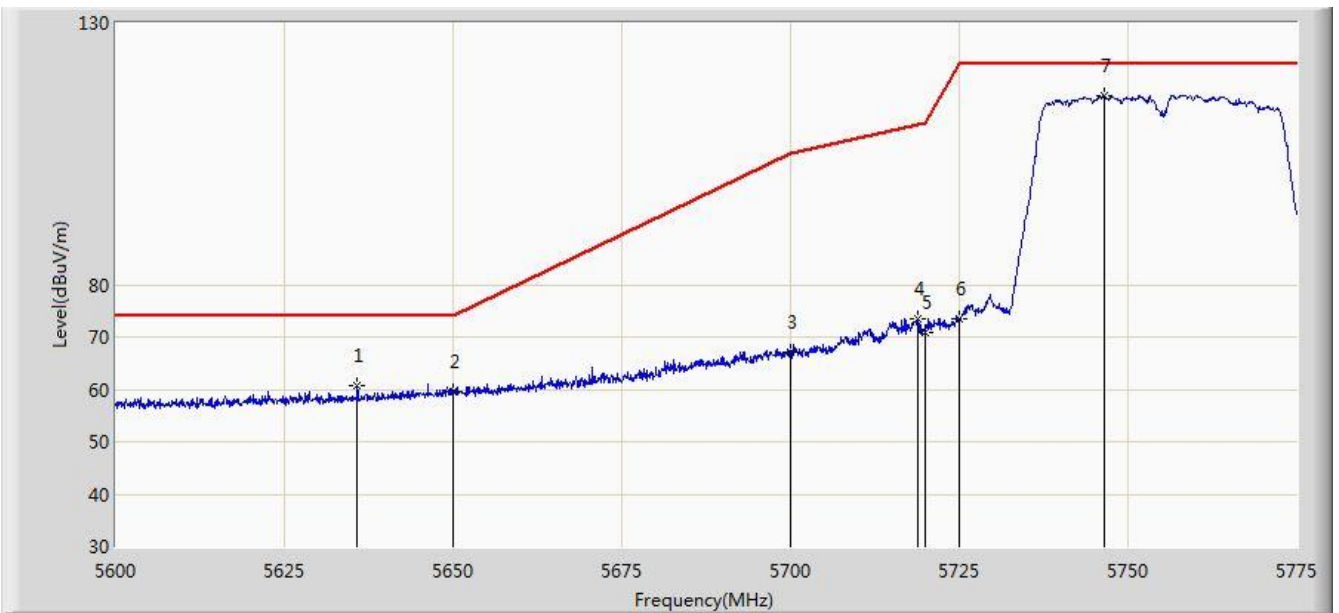


No	Flag	Mark	Frequency (MHz)	Measure Level (dBuV/m)	Reading Level (dBuV)	Margin (dB)	Limit (dBuV/m)	Factor (dB)	Type
1			5644.712	56.008	51.355	-17.992	74.000	4.654	PK
2			5650.000	54.086	49.415	-19.914	74.000	4.671	PK
3			5700.000	54.982	50.104	-50.218	105.200	4.878	PK
4			5720.000	54.805	49.808	-55.995	110.800	4.997	PK
5			5725.000	55.650	50.621	-66.550	122.200	5.029	PK
6			5746.475	96.280	91.117	N/A	N/A	5.163	PK

Note: Measure Level (dBuV/m) = Reading Level (dBuV) + Factor (dB)

Factor (dB) = Cable Loss (dB) + Antenna Factor (dB/m) - Pre_Amplifier Gain (dB)

Site: AC1	Time: 2016/11/07 - 15:16
Limit: FCC_Part15.407_RE(3m)	Engineer: Kevin Ke
Probe: BBHA9120D_1GHz_18GHz	Polarity: Vertical
EUT: US WI-FI AP 4X4 OD ext. antenna	Power: DC 54V
Test Mode: Transmit by 802.11ac-VHT40 at Channel 5755MHz Ant 1	

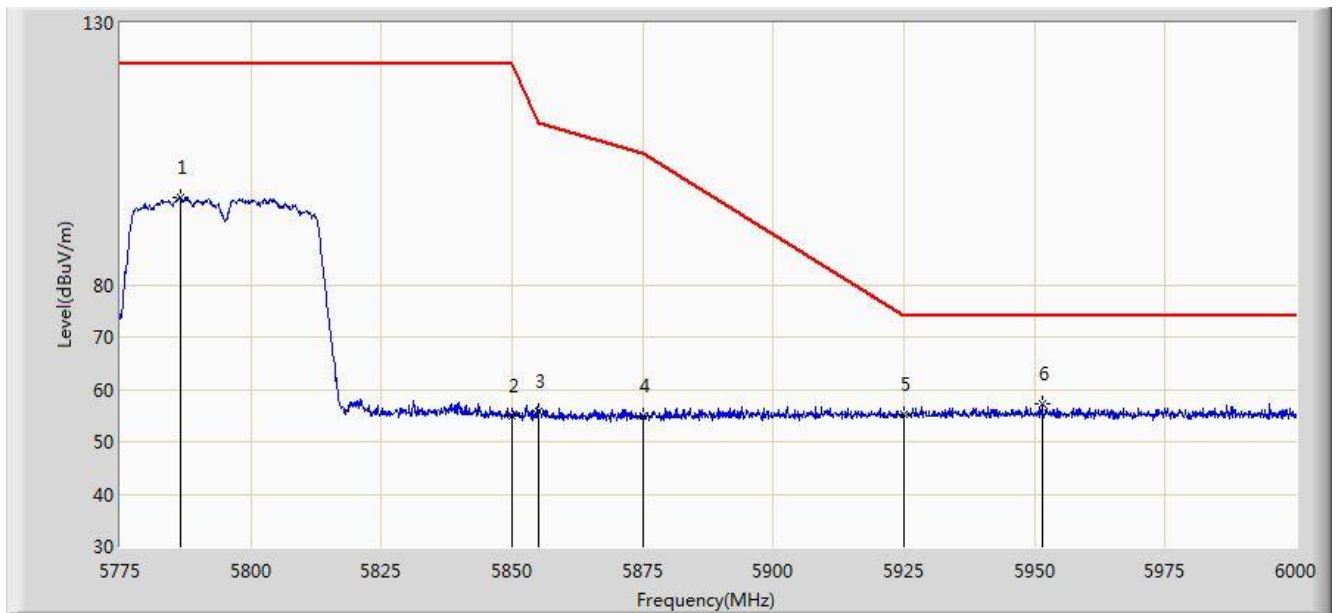


No	Flag	Mark	Frequency (MHz)	Measure Level (dBuV/m)	Reading Level (dBuV)	Margin (dB)	Limit (dBuV/m)	Factor (dB)	Type
1			5635.788	60.672	56.046	-13.328	74.000	4.625	PK
2			5650.000	59.497	54.826	-14.503	74.000	4.671	PK
3			5700.000	67.057	62.179	-38.143	105.200	4.878	PK
4			5718.913	73.369	68.379	-37.127	110.496	4.990	PK
5			5720.000	71.003	66.006	-39.797	110.800	4.997	PK
6			5725.000	73.370	68.341	-48.830	122.200	5.029	PK
7			5746.388	116.161	110.998	N/A	N/A	5.163	PK

Note: Measure Level (dB μ V/m) = Reading Level (dB μ V) + Factor (dB)

Factor (dB) = Cable Loss (dB) + Antenna Factor (dB/m) - Pre_Amplifier Gain (dB)

Site: AC1	Time: 2016/11/07 - 15:20
Limit: FCC_Part15.407_RE(3m)	Engineer: Kevin Ke
Probe: BBHA9120D_1GHz_18GHz	Polarity: Horizontal
EUT: US WI-FI AP 4X4 OD ext. antenna	Power: DC 54V
Test Mode: Transmit by 802.11ac-VHT40 at Channel 5795MHz Ant 1	

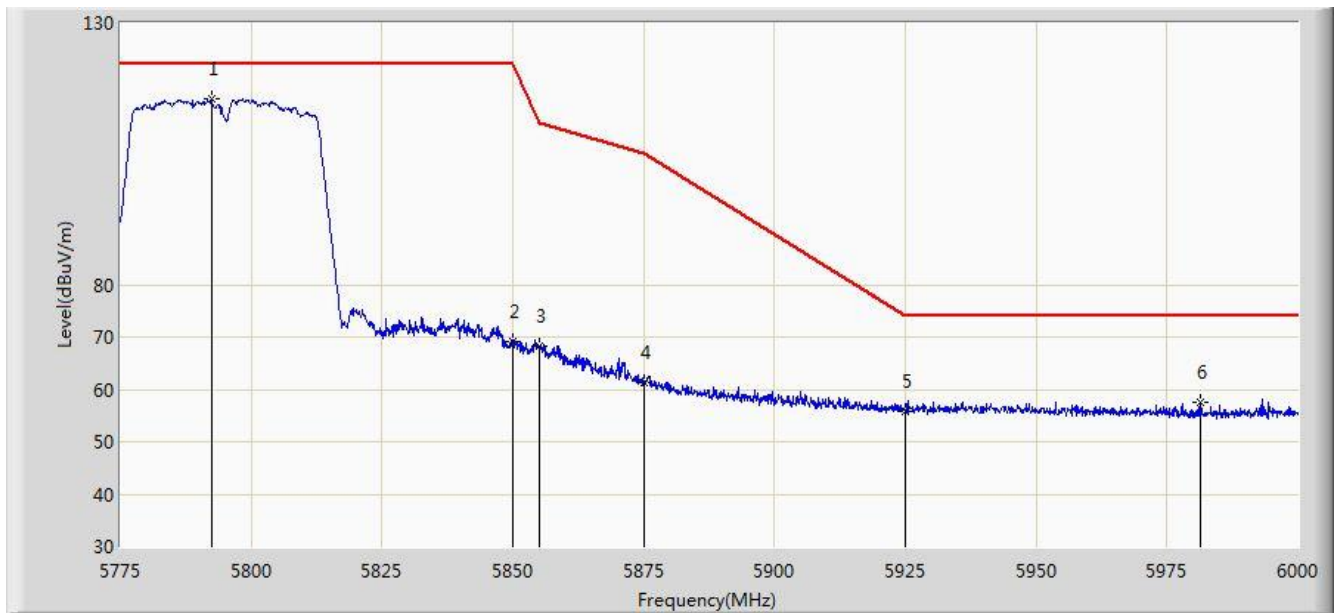


No	Flag	Mark	Frequency (MHz)	Measure Level (dBuV/m)	Reading Level (dBuV)	Margin (dB)	Limit (dBuV/m)	Factor (dB)	Type
1			5786.587	96.580	91.205	N/A	N/A	5.375	PK
2			5850.000	55.021	49.295	-67.179	122.200	5.726	PK
3			5855.000	55.783	50.037	-55.017	110.800	5.746	PK
4			5875.000	54.928	49.108	-50.272	105.200	5.820	PK
5			5925.000	55.164	49.198	-18.836	74.000	5.967	PK
6			5951.400	57.103	51.074	-16.897	74.000	6.028	PK

Note: Measure Level (dBuV/m) = Reading Level (dBuV) + Factor (dB)

Factor (dB) = Cable Loss (dB) + Antenna Factor (dB/m) - Pre_Amplifier Gain (dB)

Site: AC1	Time: 2016/11/07 - 15:24
Limit: FCC_Part15.407_RE(3m)	Engineer: Kevin Ke
Probe: BBHA9120D_1GHz_18GHz	Polarity: Vertical
EUT: US WI-FI AP 4X4 OD ext. antenna	Power: DC 54V
Test Mode: Transmit by 802.11ac-VHT40 at Channel 5795MHz Ant 1	

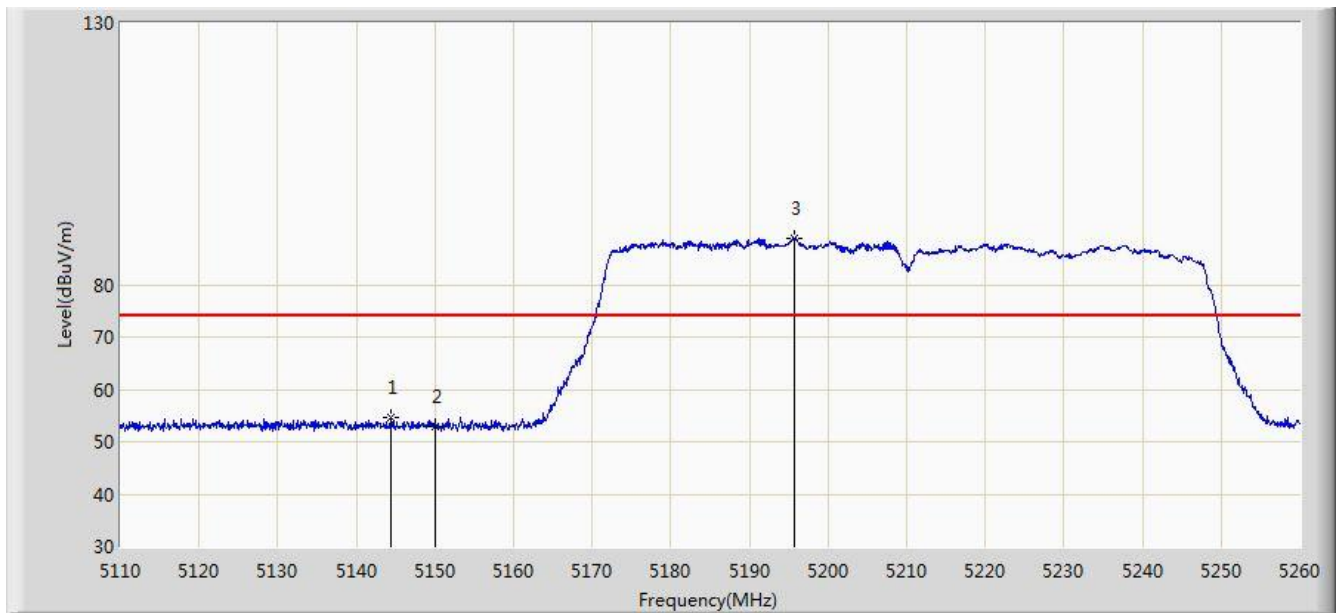


No	Flag	Mark	Frequency (MHz)	Measure Level (dBuV/m)	Reading Level (dBuV)	Margin (dB)	Limit (dBuV/m)	Factor (dB)	Type
1			5792.437	115.570	110.166	N/A	N/A	5.404	PK
2			5850.000	69.004	63.278	-53.196	122.200	5.726	PK
3			5855.000	68.236	62.490	-42.564	110.800	5.746	PK
4			5875.000	61.322	55.502	-43.878	105.200	5.820	PK
5			5925.000	55.854	49.888	-18.146	74.000	5.967	PK
6			5981.437	57.584	51.504	-16.416	74.000	6.081	PK

Note: Measure Level (dBuV/m) = Reading Level (dBuV) + Factor (dB)

Factor (dB) = Cable Loss (dB) + Antenna Factor (dB/m) - Pre_Amplifier Gain (dB)

Site: AC1	Time: 2016/11/07 - 15:38
Limit: FCC_Part15.209_RE(3m)	Engineer: Kevin Ke
Probe: BBHA9120D_1GHz_18GHz	Polarity: Horizontal
EUT: US WI-FI AP 4X4 OD ext. antenna	Power: DC 54V
Test Mode: Transmit by 802.11ac-VHT80 at Channel 5210MHz Ant 1	

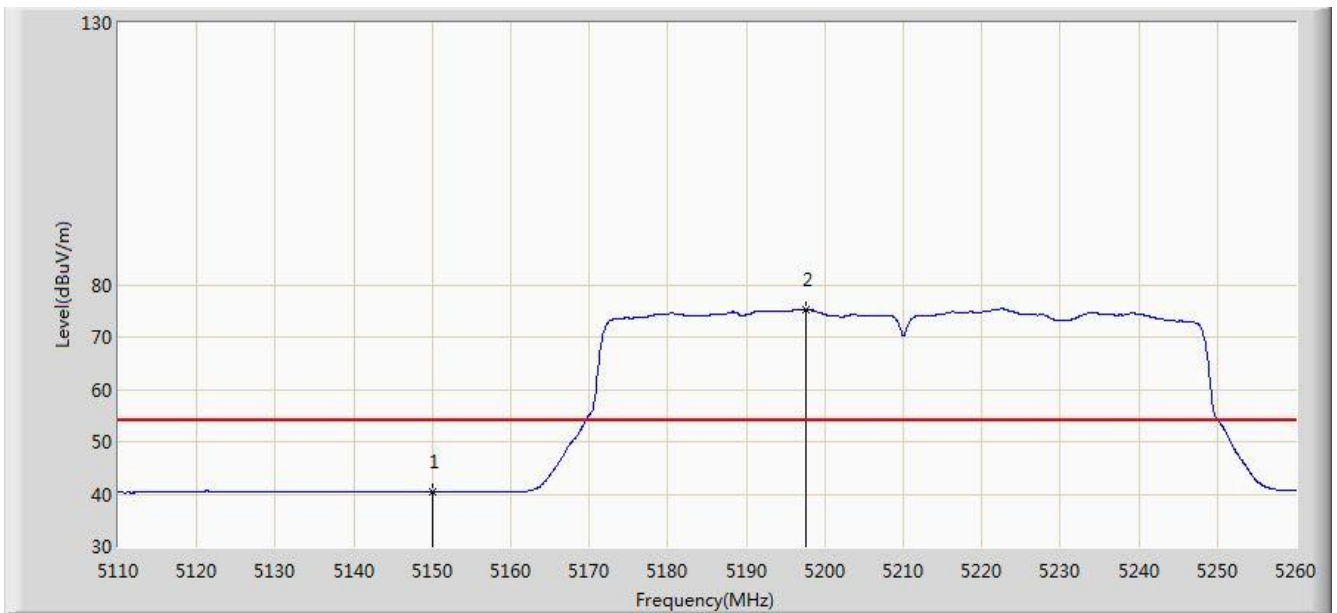


No	Flag	Mark	Frequency (MHz)	Measure Level (dBuV/m)	Reading Level (dBuV)	Margin (dB)	Limit (dBuV/m)	Factor (dB)	Type
1			5144.425	54.541	50.365	-19.459	74.000	4.176	PK
2			5150.000	53.013	48.844	-20.987	74.000	4.170	PK
3			5195.650	88.884	84.871	N/A	N/A	4.013	PK

Note: Measure Level (dBμV/m) = Reading Level (dBμV) + Factor (dB)

Factor (dB) = Cable Loss (dB) + Antenna Factor (dB/m) - Pre_Amplifier Gain (dB)

Site: AC1	Time: 2016/11/07 - 15:40
Limit: FCC_Part15.209_RE(3m)	Engineer: Kevin Ke
Probe: BBHA9120D_1GHz_18GHz	Polarity: Horizontal
EUT: US WI-FI AP 4X4 OD ext. antenna	Power: DC 54V
Test Mode: Transmit by 802.11ac-VHT80 at Channel 5210MHz Ant 1	

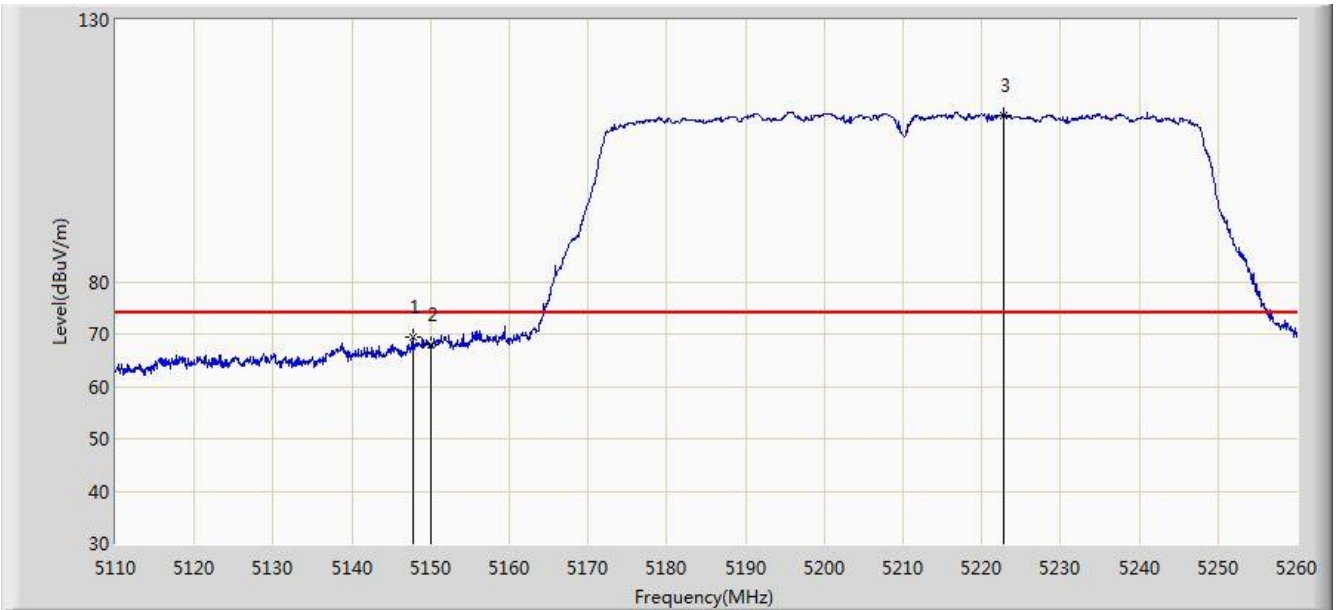


No	Flag	Mark	Frequency (MHz)	Measure Level (dBuV/m)	Reading Level (dBuV)	Margin (dB)	Limit (dBuV/m)	Factor (dB)	Type
1			5150.000	40.389	36.220	-13.611	54.000	4.170	AV
2			5197.600	75.341	71.335	N/A	N/A	4.006	AV

Note: Measure Level (dB μ V/m) = Reading Level (dB μ V) + Factor (dB)

Factor (dB) = Cable Loss (dB) + Antenna Factor (dB/m) - Pre_Amplifier Gain (dB)

Site: AC1	Time: 2016/11/07 - 15:37
Limit: FCC_Part15.209_RE(3m)	Engineer: Kevin Ke
Probe: BBHA9120D_1GHz_18GHz	Polarity: Vertical
EUT: US WI-FI AP 4X4 OD ext. antenna	Power: DC 54V
Test Mode: Transmit by 802.11ac-VHT80 at Channel 5210MHz Ant 1	

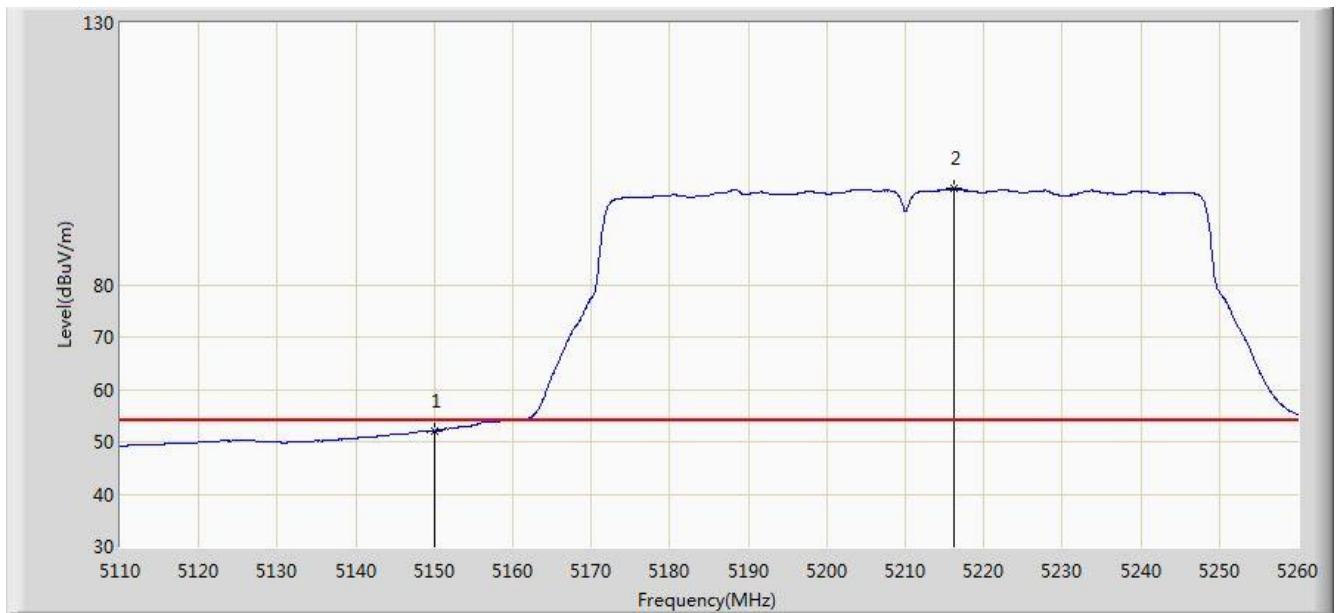


No	Flag	Mark	Frequency (MHz)	Measure Level (dBuV/m)	Reading Level (dBuV)	Margin (dB)	Limit (dBuV/m)	Factor (dB)	Type
1			5147.725	69.488	65.312	-4.512	74.000	4.176	PK
2			5150.000	67.908	63.739	-6.092	74.000	4.170	PK
3			5222.800	111.865	107.934	N/A	N/A	3.931	PK

Note: Measure Level (dB μ V/m) = Reading Level (dB μ V) + Factor (dB)

Factor (dB) = Cable Loss (dB) + Antenna Factor (dB/m) - Pre_Amplifier Gain (dB)

Site: AC1	Time: 2016/11/07 - 15:35
Limit: FCC_Part15.209_RE(3m)	Engineer: Kevin Ke
Probe: BBHA9120D_1GHz_18GHz	Polarity: Vertical
EUT: US WI-FI AP 4X4 OD ext. antenna	Power: DC 54V
Test Mode: Transmit by 802.11ac-VHT80 at Channel 5210MHz Ant 1	

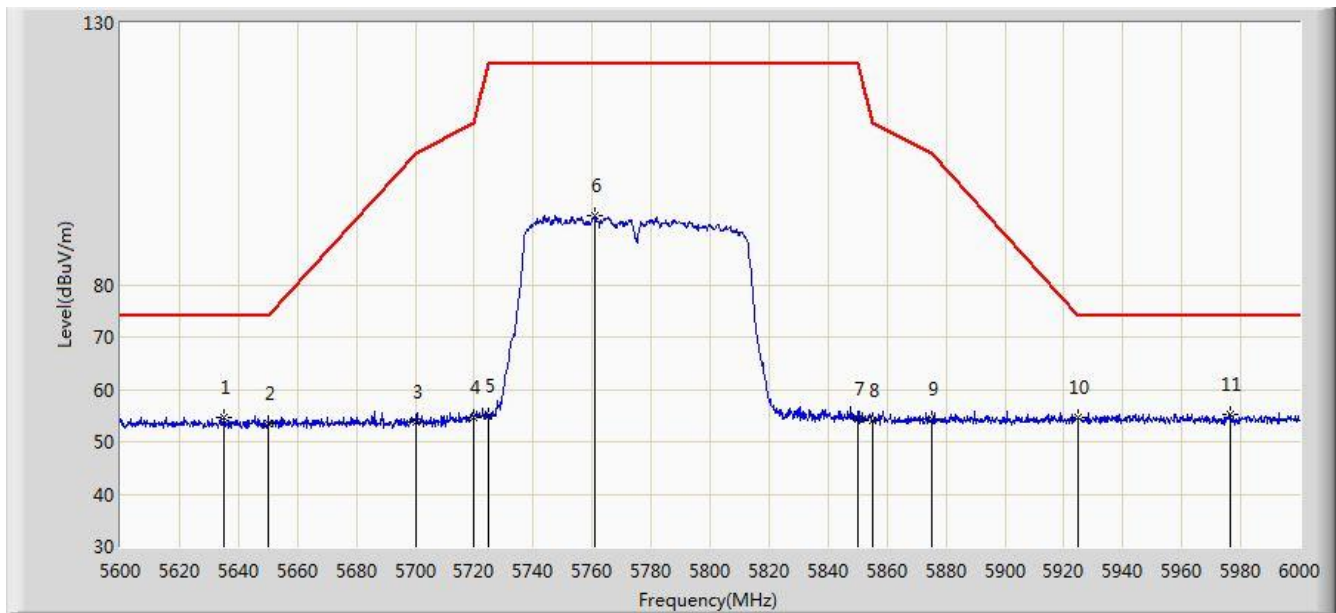


No	Flag	Mark	Frequency (MHz)	Measure Level (dBuV/m)	Reading Level (dBuV)	Margin (dB)	Limit (dBuV/m)	Factor (dB)	Type
1			5150.000	52.143	47.974	-1.857	54.000	4.170	AV
2			5216.125	98.344	94.394	N/A	N/A	3.951	AV

Note: Measure Level (dB μ V/m) = Reading Level (dB μ V) + Factor (dB)

Factor (dB) = Cable Loss (dB) + Antenna Factor (dB/m) - Pre_Amplifier Gain (dB)

Site: AC1	Time: 2016/11/07 - 16:12
Limit: FCC_Part15.407_RE(3m)	Engineer: Kevin Ke
Probe: BBHA9120D_1GHz_18GHz	Polarity: Horizontal
EUT: US WI-FI AP 4X4 OD ext. antenna	Power: DC 54V
Test Mode: Transmit by 802.11ac-VHT80 at Channel 5775MHz Ant 1	

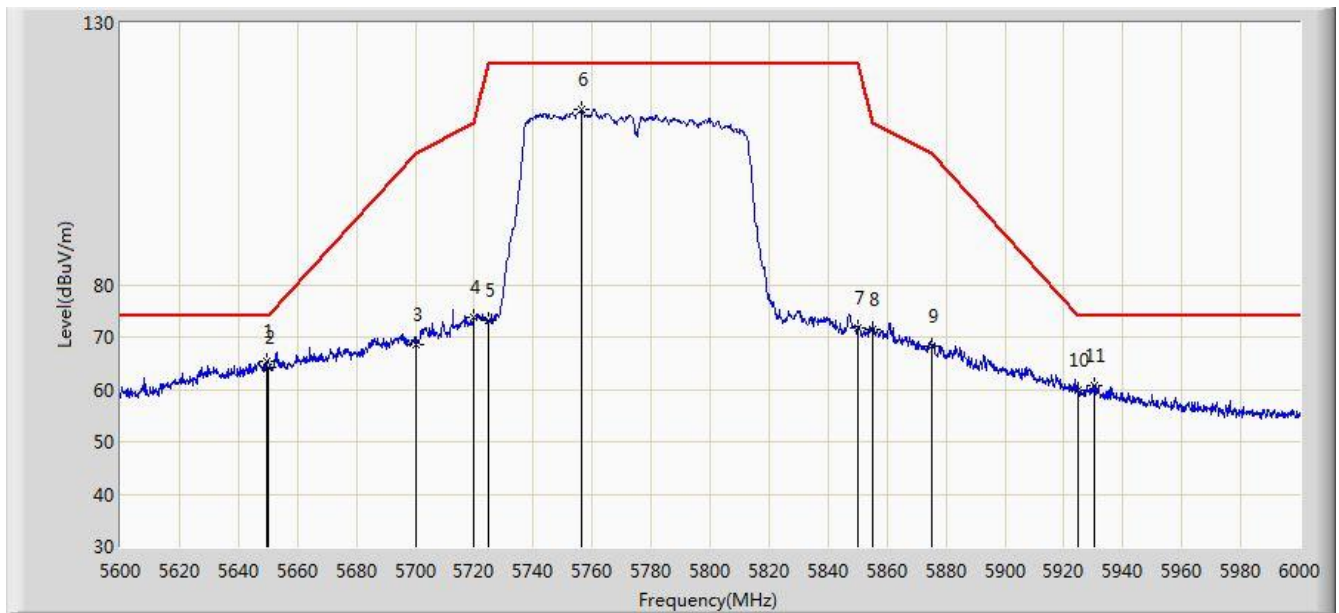


No	Flag	Mark	Frequency (MHz)	Measure Level (dBuV/m)	Reading Level (dBuV)	Margin (dB)	Limit (dBuV/m)	Factor (dB)	Type
1			5635.200	54.711	50.087	-19.289	74.000	4.624	PK
2			5650.000	53.600	48.929	-20.400	74.000	4.671	PK
3			5700.000	53.804	48.926	-51.396	105.200	4.878	PK
4			5720.000	54.742	49.745	-56.058	110.800	4.997	PK
5			5725.000	54.971	49.942	-67.229	122.200	5.029	PK
6			5760.800	93.314	88.070	N/A	N/A	5.244	PK
7			5850.000	54.212	48.486	-67.988	122.200	5.726	PK
8			5855.000	54.129	48.383	-56.671	110.800	5.746	PK
9			5875.000	54.465	48.645	-50.735	105.200	5.820	PK
10			5925.000	54.776	48.810	-19.224	74.000	5.967	PK
11			5976.600	55.284	49.212	-18.716	74.000	6.072	PK

Note: Measure Level (dBμV/m) = Reading Level (dBμV) + Factor (dB)

Factor (dB) = Cable Loss (dB) + Antenna Factor (dB/m) - Pre_Amplifier Gain (dB)

Site: AC1	Time: 2016/11/07 - 16:15
Limit: FCC_Part15.407_RE(3m)	Engineer: Kevin Ke
Probe: BBHA9120D_1GHz_18GHz	Polarity: Vertical
EUT: US WI-FI AP 4X4 OD ext. antenna	Power: DC 54V
Test Mode: Transmit by 802.11ac-VHT80 at Channel 5775MHz Ant 1	

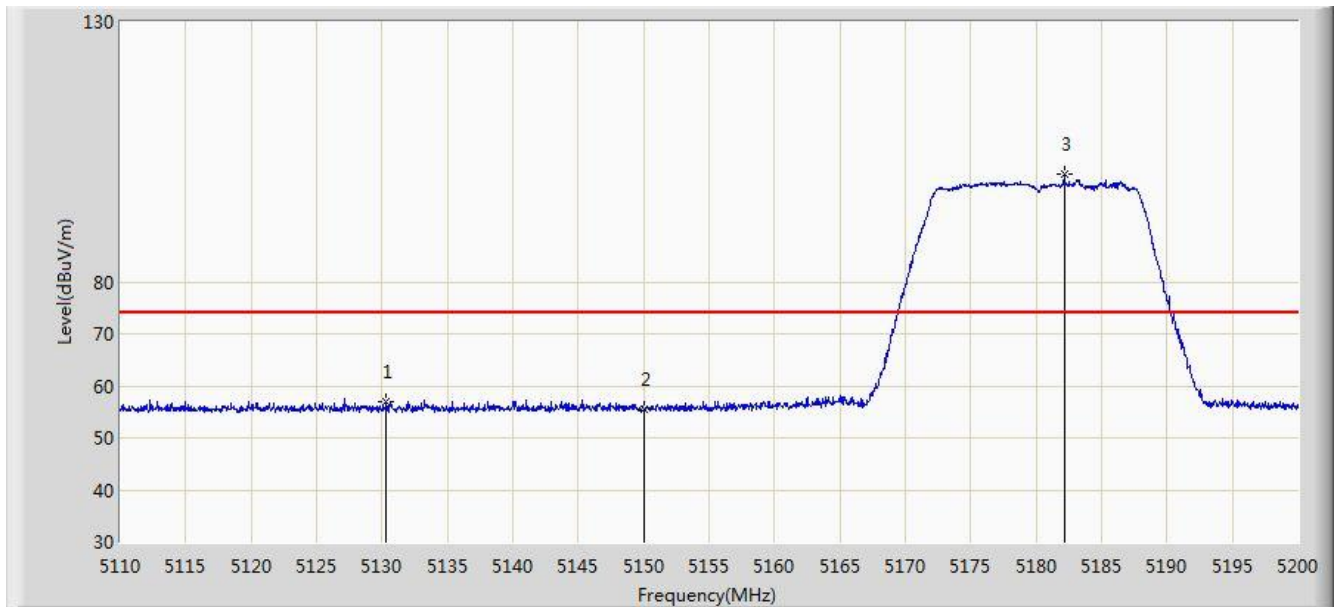


No	Flag	Mark	Frequency (MHz)	Measure Level (dBuV/m)	Reading Level (dBuV)	Margin (dB)	Limit (dBuV/m)	Factor (dB)	Type
1			5649.600	65.325	60.655	-8.675	74.000	4.670	PK
2			5650.000	64.257	59.586	-9.743	74.000	4.671	PK
3			5700.000	68.604	63.726	-36.596	105.200	4.878	PK
4			5720.000	73.761	68.764	-37.039	110.800	4.997	PK
5			5725.000	73.246	68.217	-48.954	122.200	5.029	PK
6			5756.600	113.396	108.175	N/A	N/A	5.221	PK
7			5850.000	71.642	65.916	-50.558	122.200	5.726	PK
8			5855.000	71.375	65.629	-39.425	110.800	5.746	PK
9			5875.000	68.395	62.575	-36.805	105.200	5.820	PK
10			5925.000	59.727	53.761	-14.273	74.000	5.967	PK
11			5930.200	60.820	54.841	-13.180	74.000	5.979	PK

Note: Measure Level (dB μ V/m) = Reading Level (dB μ V) + Factor (dB)

Factor (dB) = Cable Loss (dB) + Antenna Factor (dB/m) - Pre_Amplifier Gain (dB)

Site: AC1	Time: 2016/11/07 - 16:25
Limit: FCC_Part15.209_RE(3m)	Engineer: Kevin Ke
Probe: BBHA9120D_1GHz_18GHz	Polarity: Horizontal
EUT: US WI-FI AP 4X4 OD ext. antenna	Power: DC 54V
Test Mode: Transmit by 802.11a at Channel 5180MHz Ant 2	

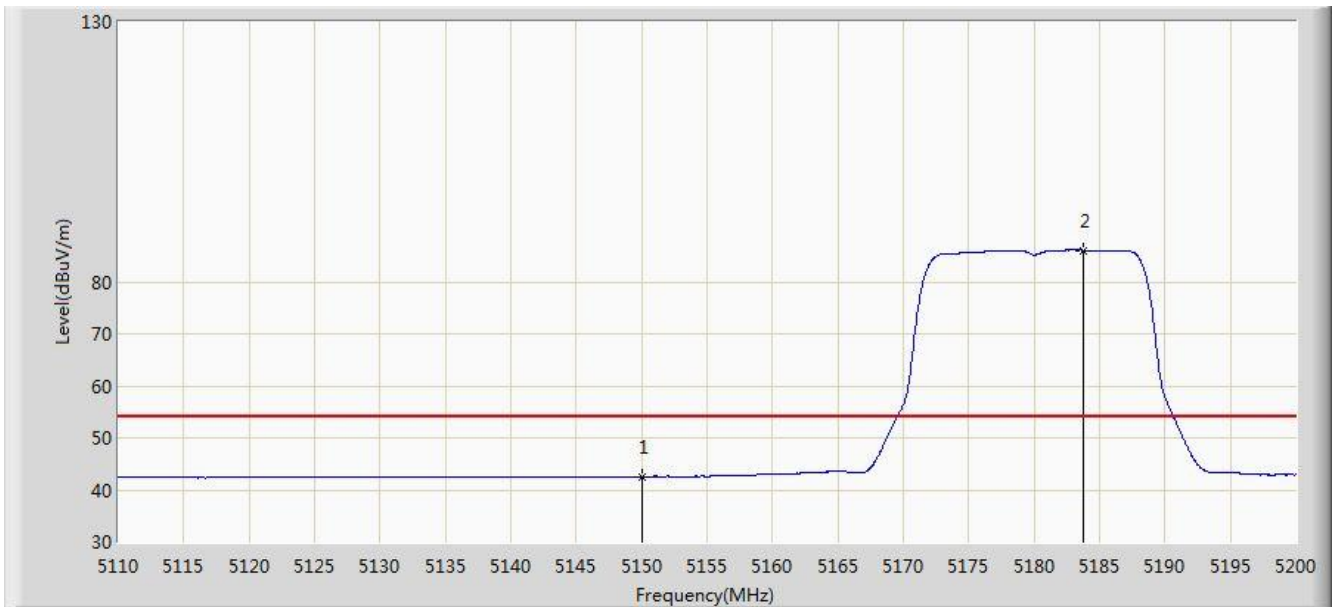


No	Flag	Mark	Frequency (MHz)	Measure Level (dBuV/m)	Reading Level (dBuV)	Margin (dB)	Limit (dBuV/m)	Factor (dB)	Type
1			5130.340	57.044	52.869	-16.956	74.000	4.175	PK
2			5150.000	55.635	51.466	-18.365	74.000	4.170	PK
3			5182.135	100.653	96.592	N/A	N/A	4.061	PK

Note: Measure Level (dB μ V/m) = Reading Level (dB μ V) + Factor (dB)

Factor (dB) = Cable Loss (dB) + Antenna Factor (dB/m) - Pre_Amplifier Gain (dB)

Site: AC1	Time: 2016/11/07 - 16:29
Limit: FCC_Part15.209_RE(3m)	Engineer: Kevin Ke
Probe: BBHA9120D_1GHz_18GHz	Polarity: Horizontal
EUT: US WI-FI AP 4X4 OD ext. antenna	Power: DC 54V
Test Mode: Transmit by 802.11a at Channel 5180MHz Ant 2	

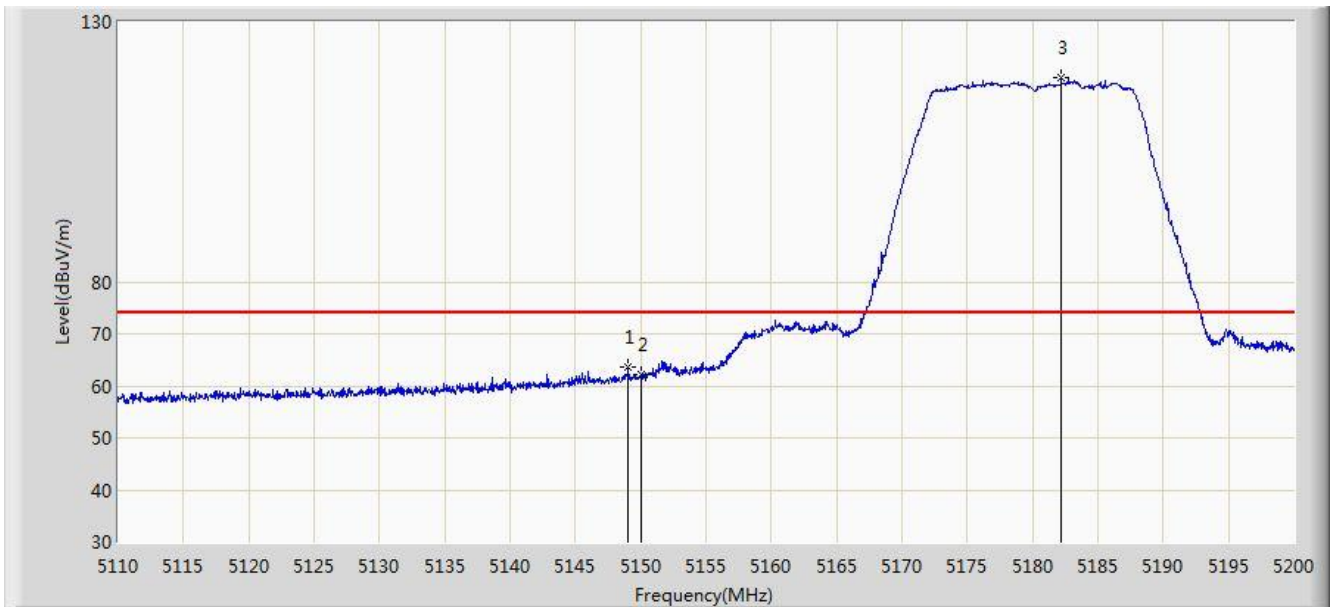


No	Flag	Mark	Frequency (MHz)	Measure Level (dBuV/m)	Reading Level (dBuV)	Margin (dB)	Limit (dBuV/m)	Factor (dB)	Type
1			5150.000	42.548	38.379	-11.452	54.000	4.170	AV
2			5183.710	86.074	82.018	N/A	N/A	4.056	AV

Note: Measure Level (dBμV/m) = Reading Level (dBμV) + Factor (dB)

Factor (dB) = Cable Loss (dB) + Antenna Factor (dB/m) - Pre_Amplifier Gain (dB)

Site: AC1	Time: 2016/11/07 - 16:19
Limit: FCC_Part15.209_RE(3m)	Engineer: Kevin Ke
Probe: BBHA9120D_1GHz_18GHz	Polarity: Vertical
EUT: US WI-FI AP 4X4 OD ext. antenna	Power: DC 54V
Test Mode: Transmit by 802.11a at Channel 5180MHz Ant 2	

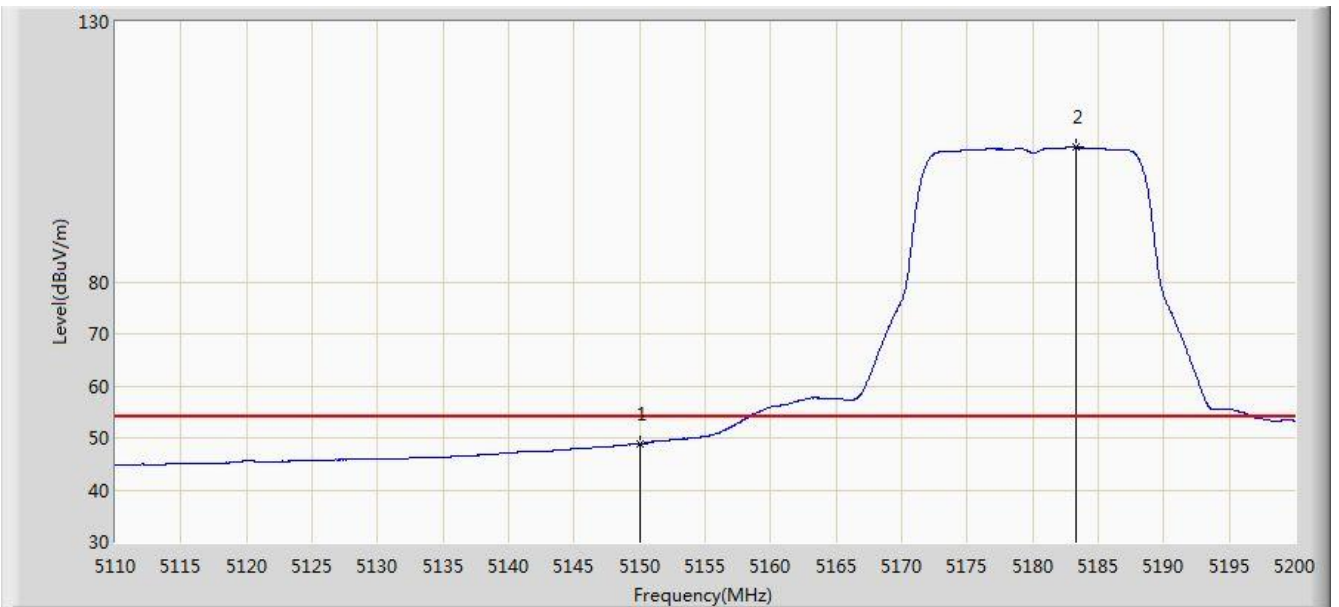


No	Flag	Mark	Frequency (MHz)	Measure Level (dBuV/m)	Reading Level (dBuV)	Margin (dB)	Limit (dBuV/m)	Factor (dB)	Type
1			5149.015	63.576	59.404	-10.424	74.000	4.173	PK
2			5150.000	62.174	58.005	-11.826	74.000	4.170	PK
3			5182.180	119.265	115.204	N/A	N/A	4.060	PK

Note: Measure Level (dB μ V/m) = Reading Level (dB μ V) + Factor (dB)

Factor (dB) = Cable Loss (dB) + Antenna Factor (dB/m) - Pre_Amplifier Gain (dB)

Site: AC1	Time: 2016/11/07 - 16:24
Limit: FCC_Part15.209_RE(3m)	Engineer: Kevin Ke
Probe: BBHA9120D_1GHz_18GHz	Polarity: Vertical
EUT: US WI-FI AP 4X4 OD ext. antenna	Power: DC 54V
Test Mode: Transmit by 802.11a at Channel 5180MHz Ant 2	

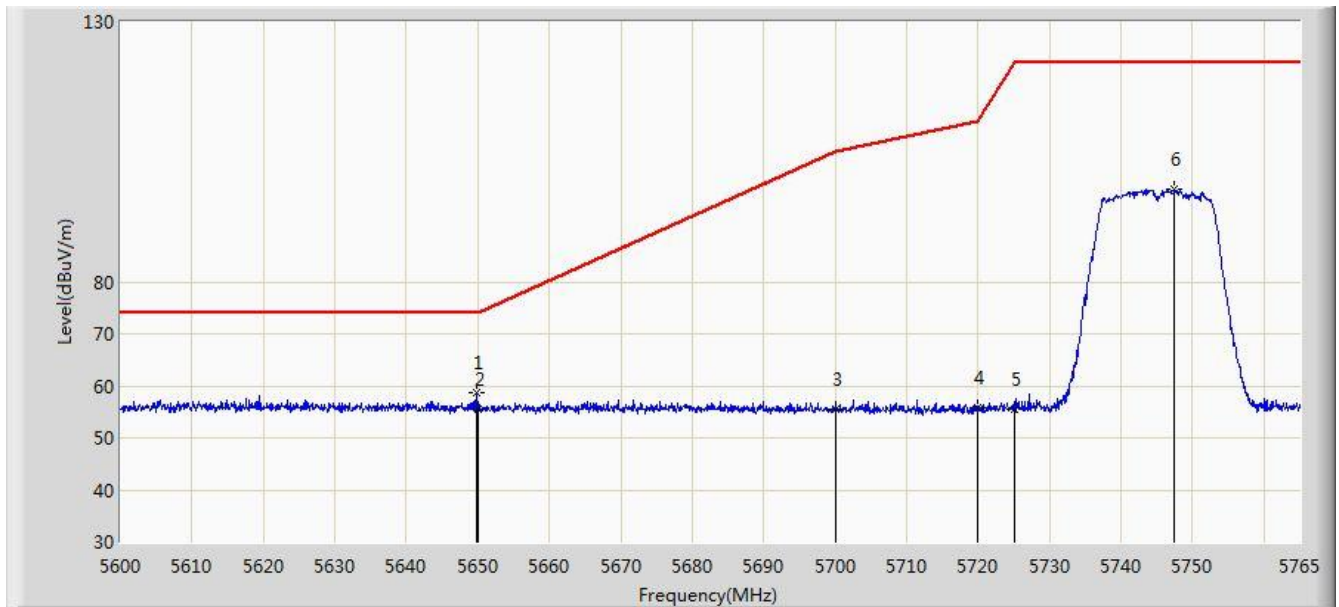


No	Flag	Mark	Frequency (MHz)	Measure Level (dBuV/m)	Reading Level (dBuV)	Margin (dB)	Limit (dBuV/m)	Factor (dB)	Type
1			5150.000	48.876	44.707	-5.124	54.000	4.170	AV
2			5183.305	105.903	101.846	N/A	N/A	4.057	AV

Note: Measure Level (dBμV/m) = Reading Level (dBμV) + Factor (dB)

Factor (dB) = Cable Loss (dB) + Antenna Factor (dB/m) - Pre_Amplifier Gain (dB)

Site: AC1	Time: 2016/11/07 - 16:58
Limit: FCC_Part15.407_RE(3m)	Engineer: Kevin Ke
Probe: BBHA9120D_1GHz_18GHz	Polarity: Horizontal
EUT: US WI-FI AP 4X4 OD ext. antenna	Power: DC 54V
Test Mode: Transmit by 802.11a at Channel 5745MHz Ant 2	

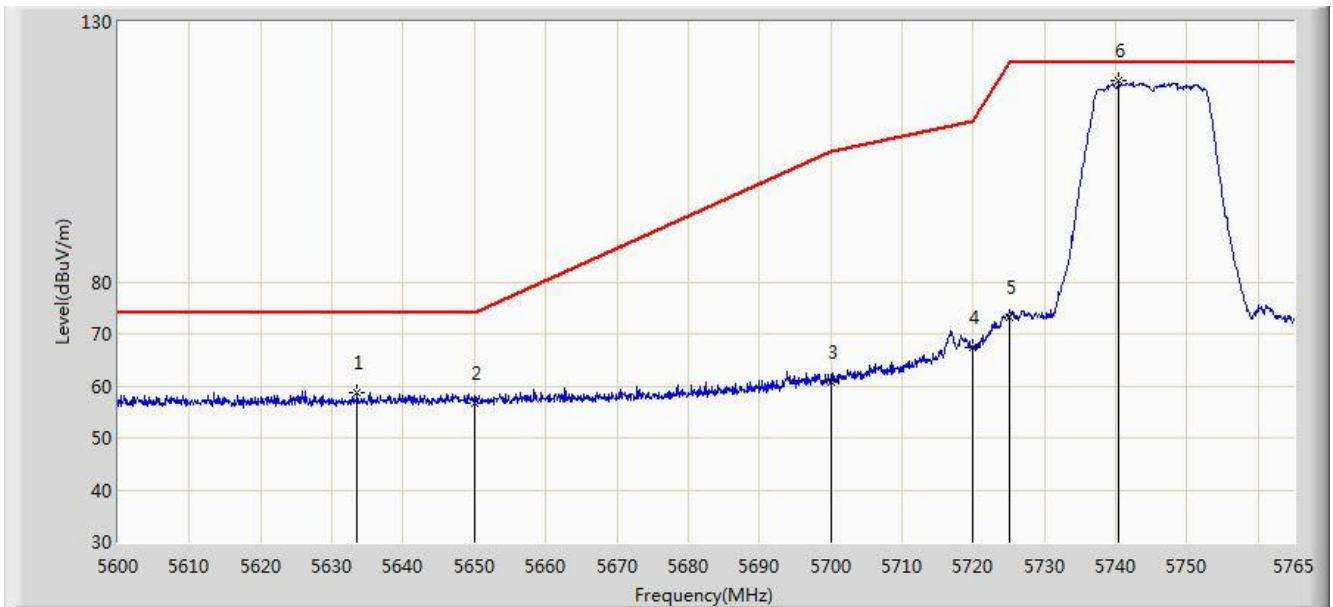


No	Flag	Mark	Frequency (MHz)	Measure Level (dBuV/m)	Reading Level (dBuV)	Margin (dB)	Limit (dBuV/m)	Factor (dB)	Type
1			5649.748	58.575	53.905	-15.425	74.000	4.670	PK
2			5650.000	55.595	50.924	-18.405	74.000	4.671	PK
3			5700.000	55.522	50.644	-49.678	105.200	4.878	PK
4			5720.000	55.922	50.925	-54.878	110.800	4.997	PK
5			5725.000	55.387	50.358	-66.813	122.200	5.029	PK
6			5747.428	97.893	92.724	N/A	N/A	5.169	PK

Note: Measure Level (dBuV/m) = Reading Level (dBuV) + Factor (dB)

Factor (dB) = Cable Loss (dB) + Antenna Factor (dB/m) - Pre_Amplifier Gain (dB)

Site: AC1	Time: 2016/11/07 - 17:00
Limit: FCC_Part15.407_RE(3m)	Engineer: Kevin Ke
Probe: BBHA9120D_1GHz_18GHz	Polarity: Vertical
EUT: US WI-FI AP 4X4 OD ext. antenna	Power: DC 54V
Test Mode: Transmit by 802.11a at Channel 5745MHz Ant 2	

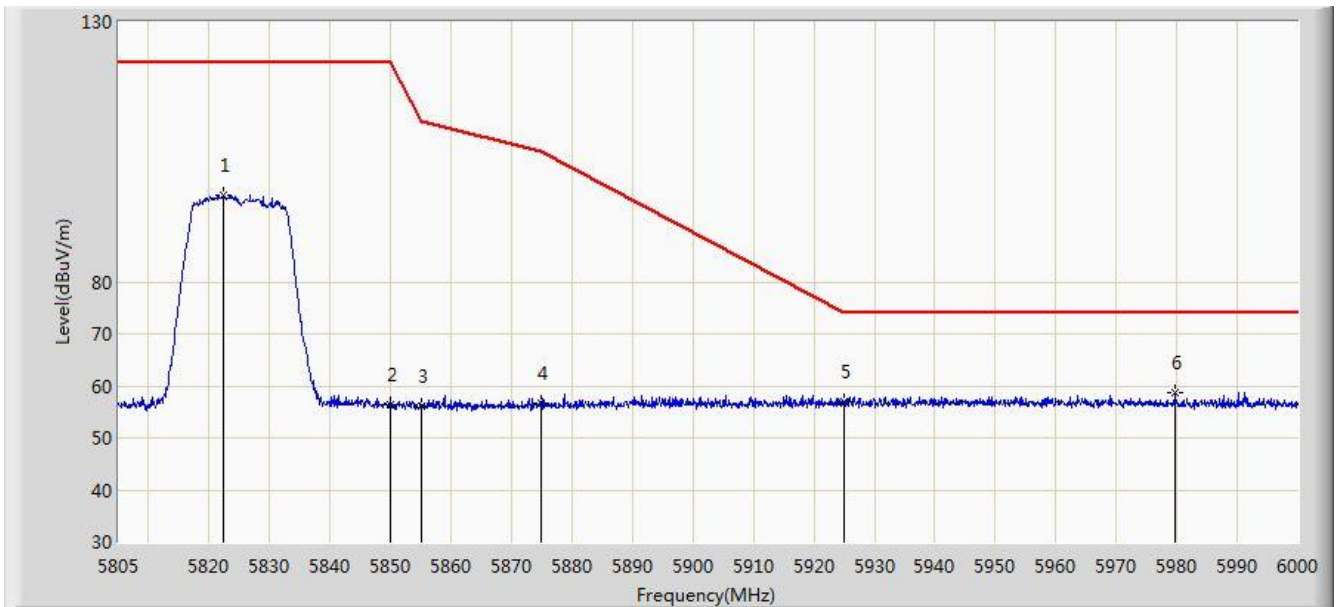


No	Flag	Mark	Frequency (MHz)	Measure Level (dBuV/m)	Reading Level (dBuV)	Margin (dB)	Limit (dBuV/m)	Factor (dB)	Type
1			5633.578	58.808	54.189	-15.192	74.000	4.620	PK
2			5650.000	56.773	52.102	-17.227	74.000	4.671	PK
3			5700.000	60.620	55.742	-44.580	105.200	4.878	PK
4			5720.000	67.410	62.413	-43.390	110.800	4.997	PK
5			5725.000	73.130	68.101	-49.070	122.200	5.029	PK
6			5740.415	118.614	113.487	N/A	N/A	5.127	PK

Note: Measure Level (dBuV/m) = Reading Level (dBuV) + Factor (dB)

Factor (dB) = Cable Loss (dB) + Antenna Factor (dB/m) - Pre_Amplifier Gain (dB)

Site: AC1	Time: 2016/11/07 - 17:01
Limit: FCC_Part15.407_RE(3m)	Engineer: Kevin Ke
Probe: BBHA9120D_1GHz_18GHz	Polarity: Horizontal
EUT: US WI-FI AP 4X4 OD ext. antenna	Power: DC 54V
Test Mode: Transmit by 802.11a at Channel 5825MHz Ant 2	

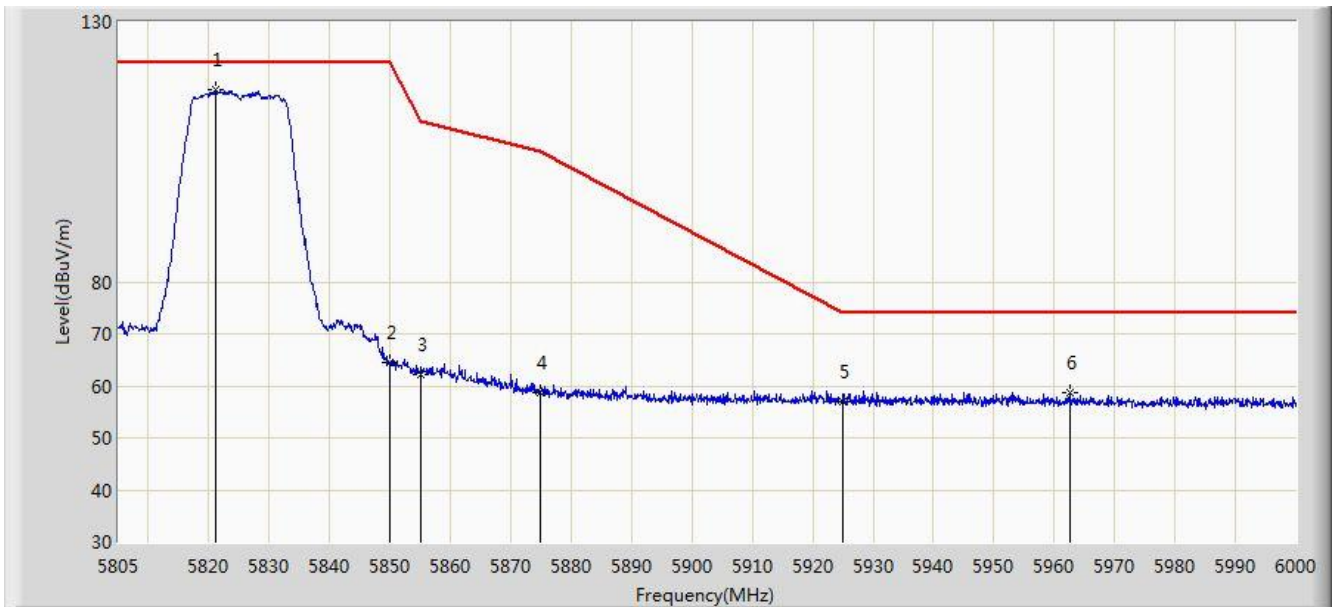


No	Flag	Mark	Frequency (MHz)	Measure Level (dBuV/m)	Reading Level (dBuV)	Margin (dB)	Limit (dBuV/m)	Factor (dB)	Type
1			5822.355	96.780	91.208	N/A	N/A	5.573	PK
2			5850.000	56.451	50.725	-65.749	122.200	5.726	PK
3			5855.000	55.981	50.235	-54.819	110.800	5.746	PK
4			5875.000	56.660	50.840	-48.540	105.200	5.820	PK
5			5925.000	56.859	50.893	-17.141	74.000	5.967	PK
6			5979.720	58.628	52.551	-15.372	74.000	6.077	PK

Note: Measure Level (dBuV/m) = Reading Level (dBuV) + Factor (dB)

Factor (dB) = Cable Loss (dB) + Antenna Factor (dB/m) - Pre_Amplifier Gain (dB)

Site: AC1	Time: 2016/11/07 - 17:04
Limit: FCC_Part15.407_RE(3m)	Engineer: Kevin Ke
Probe: BBHA9120D_1GHz_18GHz	Polarity: Vertical
EUT: US WI-FI AP 4X4 OD ext. antenna	Power: DC 54V
Test Mode: Transmit by 802.11a at Channel 5825MHz Ant 2	

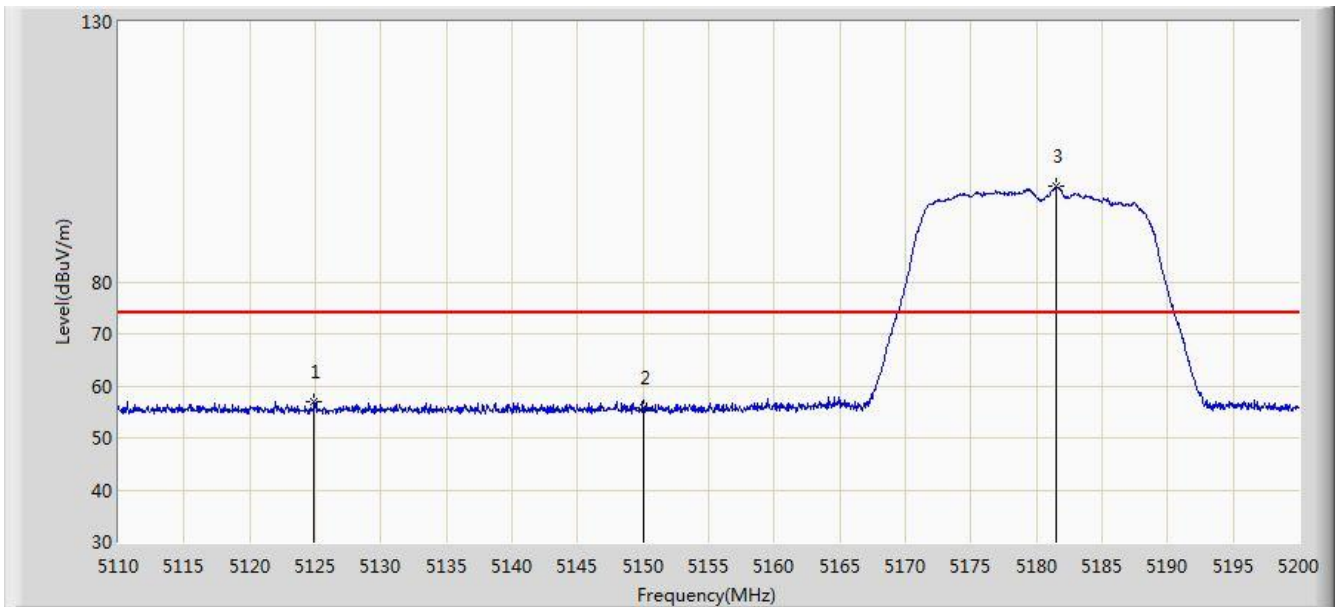


No	Flag	Mark	Frequency (MHz)	Measure Level (dBuV/m)	Reading Level (dBuV)	Margin (dB)	Limit (dBuV/m)	Factor (dB)	Type
1			5821.087	117.084	111.519	N/A	N/A	5.565	PK
2			5850.000	64.367	58.641	-57.833	122.200	5.726	PK
3			5855.000	62.159	56.413	-48.641	110.800	5.746	PK
4			5875.000	58.703	52.883	-46.497	105.200	5.820	PK
5			5925.000	56.969	51.003	-17.031	74.000	5.967	PK
6			5962.560	58.746	52.698	-15.254	74.000	6.048	PK

Note: Measure Level (dBuV/m) = Reading Level (dBuV) + Factor (dB)

Factor (dB) = Cable Loss (dB) + Antenna Factor (dB/m) - Pre_Amplifier Gain (dB)

Site: AC1	Time: 2016/11/07 - 17:13
Limit: FCC_Part15.209_RE(3m)	Engineer: Kevin Ke
Probe: BBHA9120D_1GHz_18GHz	Polarity: Horizontal
EUT: US WI-FI AP 4X4 OD ext. antenna	Power: DC 54V
Test Mode: Transmit by 802.11n-HT20 at Channel 5180MHz Ant 2	



No	Flag	Mark	Frequency (MHz)	Measure Level (dBuV/m)	Reading Level (dBuV)	Margin (dB)	Limit (dBuV/m)	Factor (dB)	Type
1			5124.940	56.865	52.690	-17.135	74.000	4.175	PK
2			5150.000	55.793	51.624	-18.207	74.000	4.170	PK
3			5181.505	98.265	94.202	N/A	N/A	4.064	PK

Note: Measure Level (dBμV/m) = Reading Level (dBμV) + Factor (dB)

Factor (dB) = Cable Loss (dB) + Antenna Factor (dB/m) - Pre_Amplifier Gain (dB)

Site: AC1	Time: 2016/11/07 - 17:16
Limit: FCC_Part15.209_RE(3m)	Engineer: Kevin Ke
Probe: BBHA9120D_1GHz_18GHz	Polarity: Horizontal
EUT: US WI-FI AP 4X4 OD ext. antenna	Power: DC 54V
Test Mode: Transmit by 802.11n-HT20 at Channel 5180MHz Ant 2	

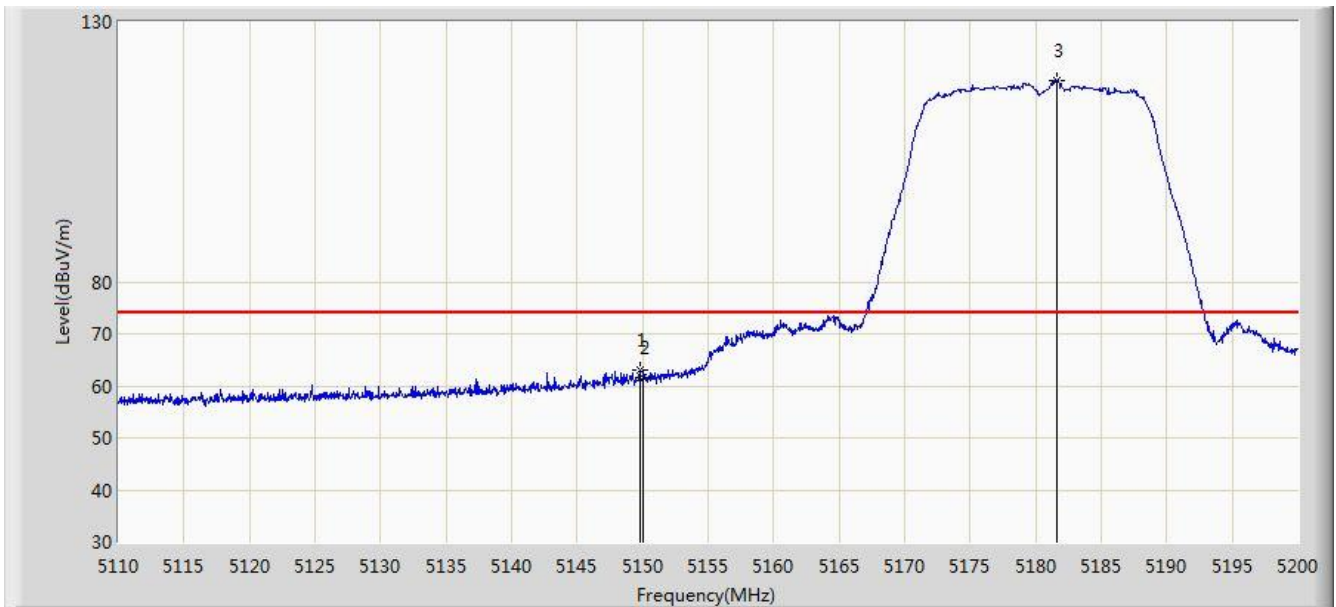


No	Flag	Mark	Frequency (MHz)	Measure Level (dBuV/m)	Reading Level (dBuV)	Margin (dB)	Limit (dBuV/m)	Factor (dB)	Type
1			5150.000	42.538	38.369	-11.462	54.000	4.170	AV
2			5177.410	85.953	81.875	N/A	N/A	4.078	AV

Note: Measure Level (dBμV/m) = Reading Level (dBμV) + Factor (dB)

Factor (dB) = Cable Loss (dB) + Antenna Factor (dB/m) - Pre_Amplifier Gain (dB)

Site: AC1	Time: 2016/11/07 - 17:05
Limit: FCC_Part15.209_RE(3m)	Engineer: Kevin Ke
Probe: BBHA9120D_1GHz_18GHz	Polarity: Vertical
EUT: US WI-FI AP 4X4 OD ext. antenna	Power: DC 54V
Test Mode: Transmit by 802.11n-HT20 at Channel 5180MHz Ant 2	



No	Flag	Mark	Frequency (MHz)	Measure Level (dBuV/m)	Reading Level (dBuV)	Margin (dB)	Limit (dBuV/m)	Factor (dB)	Type
1			5149.780	63.047	58.877	-10.953	74.000	4.169	PK
2			5150.000	61.597	57.428	-12.403	74.000	4.170	PK
3			5181.640	118.673	114.610	N/A	N/A	4.063	PK

Note: Measure Level (dB μ V/m) = Reading Level (dB μ V) + Factor (dB)

Factor (dB) = Cable Loss (dB) + Antenna Factor (dB/m) - Pre_Amplifier Gain (dB)

Site: AC1	Time: 2016/11/07 - 17:11
Limit: FCC_Part15.209_RE(3m)	Engineer: Kevin Ke
Probe: BBHA9120D_1GHz_18GHz	Polarity: Vertical
EUT: US WI-FI AP 4X4 OD ext. antenna	Power: DC 54V
Test Mode: Transmit by 802.11n-HT20 at Channel 5180MHz Ant 2	

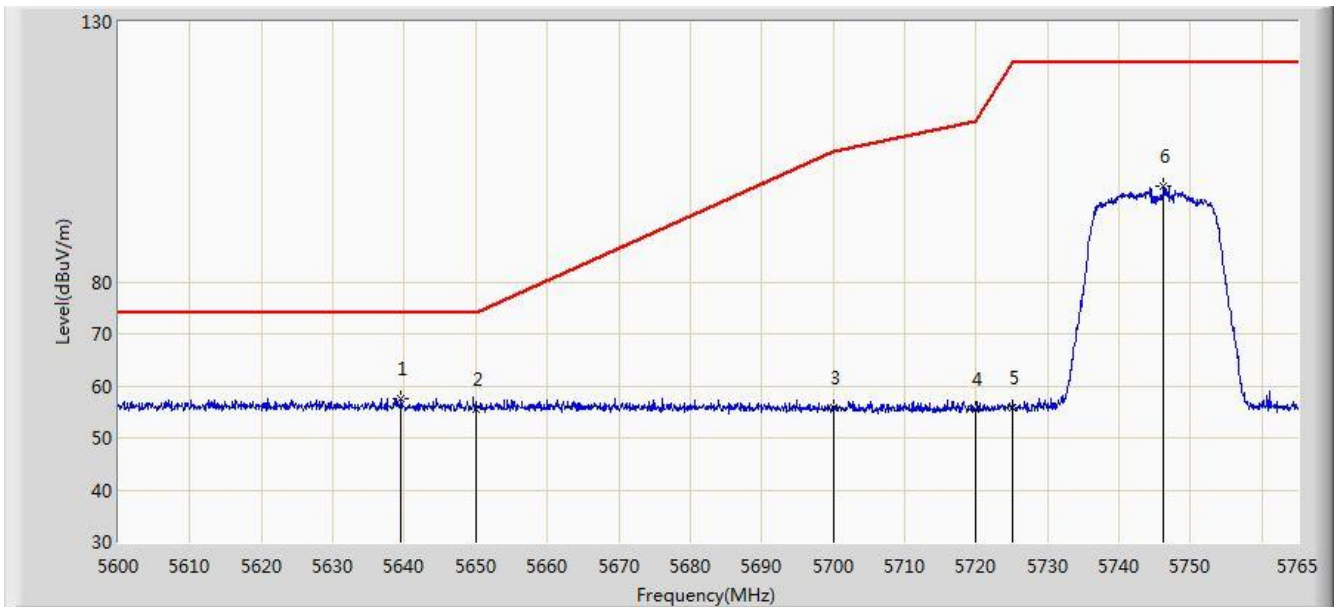


No	Flag	Mark	Frequency (MHz)	Measure Level (dBuV/m)	Reading Level (dBuV)	Margin (dB)	Limit (dBuV/m)	Factor (dB)	Type
1			5150.000	48.715	44.546	-5.285	54.000	4.170	AV
2			5183.035	106.258	102.200	N/A	N/A	4.057	AV

Note: Measure Level (dBμV/m) = Reading Level (dBμV) + Factor (dB)

Factor (dB) = Cable Loss (dB) + Antenna Factor (dB/m) - Pre_Amplifier Gain (dB)

Site: AC1	Time: 2016/11/07 - 17:59
Limit: FCC_Part15.407_RE(3m)	Engineer: Kevin Ke
Probe: BBHA9120D_1GHz_18GHz	Polarity: Horizontal
EUT: US WI-FI AP 4X4 OD ext. antenna	Power: DC 54V
Test Mode: Transmit by 802.11n-HT20 at Channel 5745MHz Ant 2	

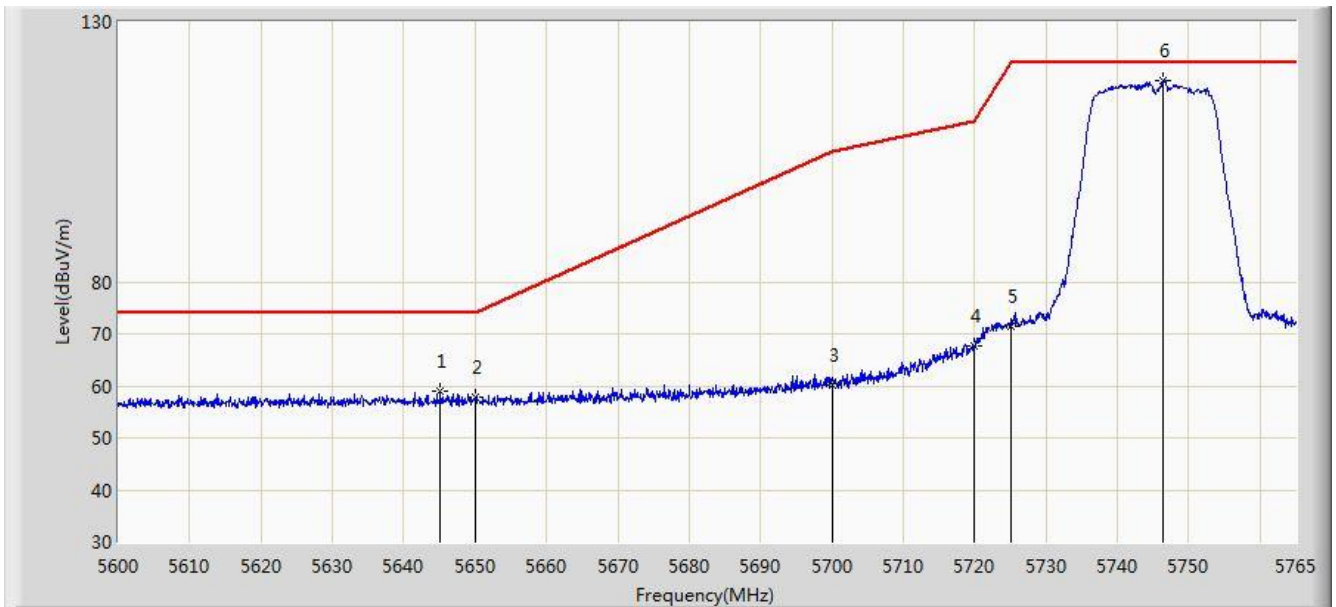


No	Flag	Mark	Frequency (MHz)	Measure Level (dBuV/m)	Reading Level (dBuV)	Margin (dB)	Limit (dBuV/m)	Factor (dB)	Type
1			5639.518	57.593	52.956	-16.407	74.000	4.637	PK
2			5650.000	55.394	50.723	-18.606	74.000	4.671	PK
3			5700.000	55.672	50.794	-49.528	105.200	4.878	PK
4			5720.000	55.520	50.523	-55.280	110.800	4.997	PK
5			5725.000	55.747	50.718	-66.453	122.200	5.029	PK
6			5746.272	98.482	93.320	N/A	N/A	5.163	PK

Note: Measure Level (dBuV/m) = Reading Level (dBuV) + Factor (dB)

Factor (dB) = Cable Loss (dB) + Antenna Factor (dB/m) - Pre_Amplifier Gain (dB)

Site: AC1	Time: 2016/11/07 - 18:01
Limit: FCC_Part15.407_RE(3m)	Engineer: Kevin Ke
Probe: BBHA9120D_1GHz_18GHz	Polarity: Vertical
EUT: US WI-FI AP 4X4 OD ext. antenna	Power: DC 54V
Test Mode: Transmit by 802.11n-HT20 at Channel 5745MHz Ant 2	

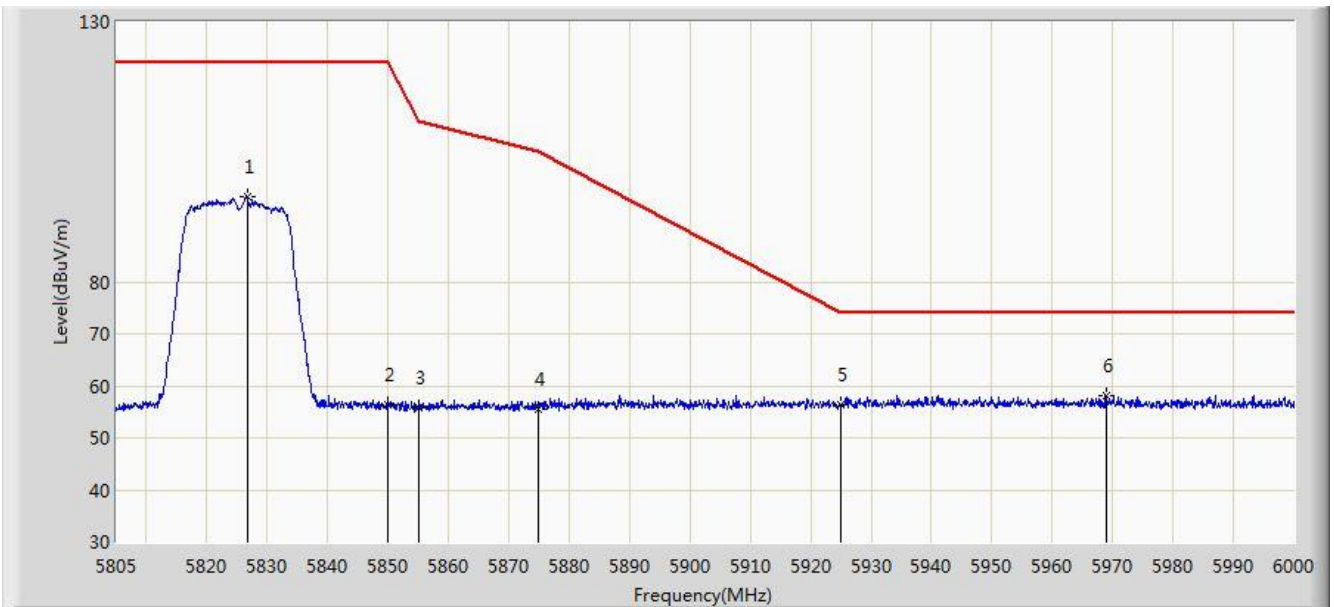


No	Flag	Mark	Frequency (MHz)	Measure Level (dBuV/m)	Reading Level (dBuV)	Margin (dB)	Limit (dBuV/m)	Factor (dB)	Type
1			5645.127	58.841	54.186	-15.159	74.000	4.654	PK
2			5650.000	57.758	53.087	-16.242	74.000	4.671	PK
3			5700.000	60.122	55.244	-45.078	105.200	4.878	PK
4			5720.000	67.640	62.643	-43.160	110.800	4.997	PK
5			5725.000	71.497	66.468	-50.703	122.200	5.029	PK
6			5746.355	118.768	113.605	N/A	N/A	5.163	PK

Note: Measure Level (dBuV/m) = Reading Level (dBuV) + Factor (dB)

Factor (dB) = Cable Loss (dB) + Antenna Factor (dB/m) - Pre_Amplifier Gain (dB)

Site: AC1	Time: 2016/11/07 - 18:03
Limit: FCC_Part15.407_RE(3m)	Engineer: Kevin Ke
Probe: BBHA9120D_1GHz_18GHz	Polarity: Horizontal
EUT: US WI-FI AP 4X4 OD ext. antenna	Power: DC 54V
Test Mode: Transmit by 802.11n-HT20 at Channel 5825MHz Ant 2	

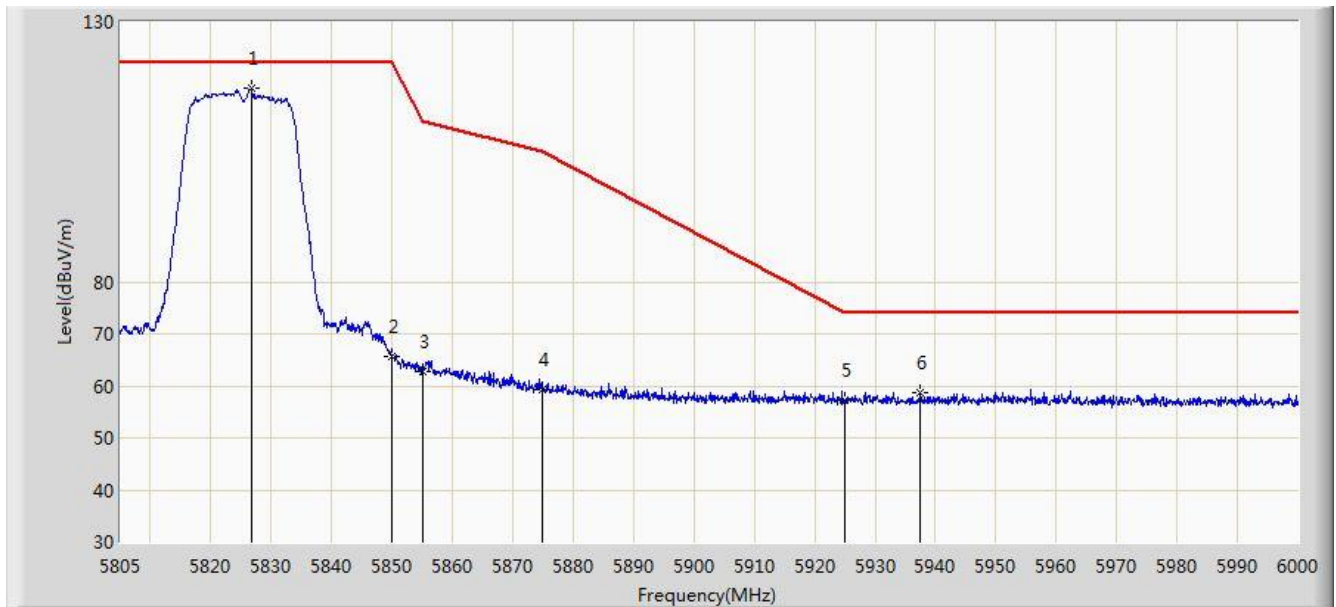


No	Flag	Mark	Frequency (MHz)	Measure Level (dBuV/m)	Reading Level (dBuV)	Margin (dB)	Limit (dBuV/m)	Factor (dB)	Type
1			5826.645	96.465	90.867	N/A	N/A	5.598	PK
2			5850.000	56.435	50.709	-65.765	122.200	5.726	PK
3			5855.000	55.807	50.061	-54.993	110.800	5.746	PK
4			5875.000	55.599	49.779	-49.601	105.200	5.820	PK
5			5925.000	56.322	50.356	-17.678	74.000	5.967	PK
6			5968.995	58.186	52.127	-15.814	74.000	6.059	PK

Note: Measure Level (dBuV/m) = Reading Level (dBuV) + Factor (dB)

Factor (dB) = Cable Loss (dB) + Antenna Factor (dB/m) - Pre_Amplifier Gain (dB)

Site: AC1	Time: 2016/11/07 - 18:05
Limit: FCC_Part15.407_RE(3m)	Engineer: Kevin Ke
Probe: BBHA9120D_1GHz_18GHz	Polarity: Vertical
EUT: US WI-FI AP 4X4 OD ext. antenna	Power: DC 54V
Test Mode: Transmit by 802.11n-HT20 at Channel 5825MHz Ant 2	

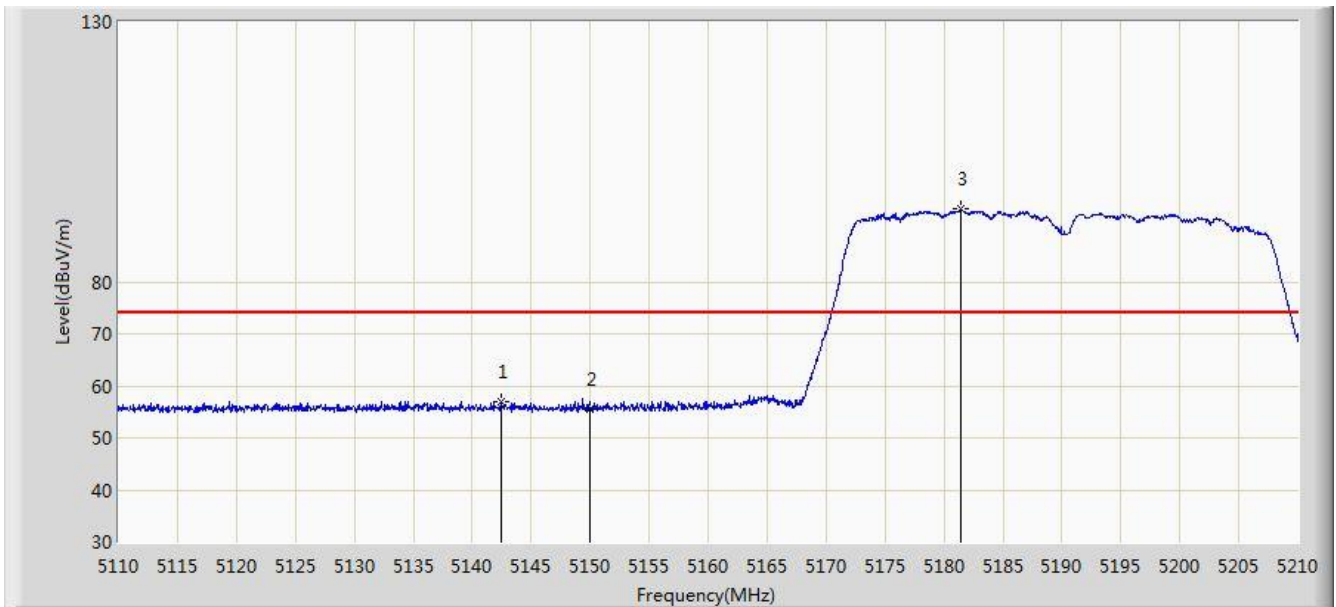


No	Flag	Mark	Frequency (MHz)	Measure Level (dBuV/m)	Reading Level (dBuV)	Margin (dB)	Limit (dBuV/m)	Factor (dB)	Type
1			5826.645	117.183	111.585	N/A	N/A	5.598	PK
2			5850.000	65.706	59.980	-56.494	122.200	5.726	PK
3			5855.000	62.819	57.073	-47.981	110.800	5.746	PK
4			5875.000	59.222	53.402	-45.978	105.200	5.820	PK
5			5925.000	57.185	51.219	-16.815	74.000	5.967	PK
6			5937.502	58.764	52.766	-15.236	74.000	5.997	PK

Note: Measure Level (dBuV/m) = Reading Level (dBuV) + Factor (dB)

Factor (dB) = Cable Loss (dB) + Antenna Factor (dB/m) - Pre_Amplifier Gain (dB)

Site: AC1	Time: 2016/11/07 - 18:24
Limit: FCC_Part15.209_RE(3m)	Engineer: Kevin Ke
Probe: BBHA9120D_1GHz_18GHz	Polarity: Horizontal
EUT: US WI-FI AP 4X4 OD ext. antenna	Power: DC 54V
Test Mode: Transmit by 802.11n-HT40 at Channel 5190MHz Ant 2	

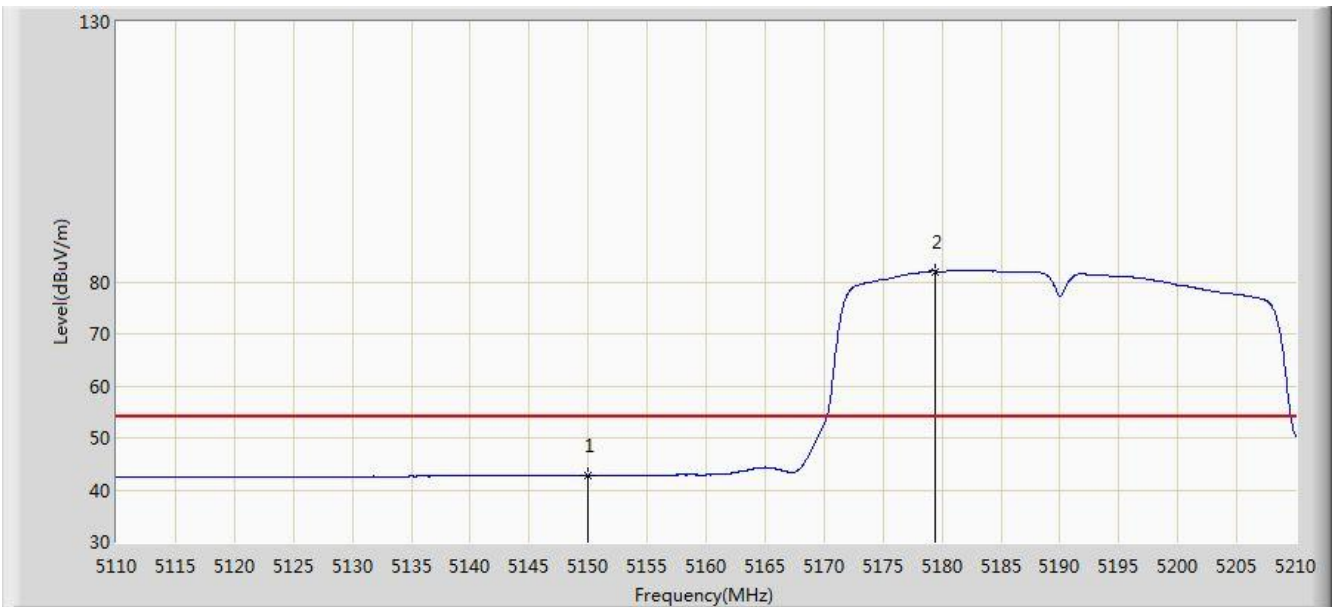


No	Flag	Mark	Frequency (MHz)	Measure Level (dBuV/m)	Reading Level (dBuV)	Margin (dB)	Limit (dBuV/m)	Factor (dB)	Type
1			5142.400	56.974	52.798	-17.026	74.000	4.175	PK
2			5150.000	55.374	51.205	-18.626	74.000	4.170	PK
3			5181.400	93.942	89.878	N/A	N/A	4.064	PK

Note: Measure Level (dB μ V/m) = Reading Level (dB μ V) + Factor (dB)

Factor (dB) = Cable Loss (dB) + Antenna Factor (dB/m) - Pre_Amplifier Gain (dB)

Site: AC1	Time: 2016/11/07 - 18:26
Limit: FCC_Part15.209_RE(3m)	Engineer: Kevin Ke
Probe: BBHA9120D_1GHz_18GHz	Polarity: Horizontal
EUT: US WI-FI AP 4X4 OD ext. antenna	Power: DC 54V
Test Mode: Transmit by 802.11n-HT40 at Channel 5190MHz Ant 2	

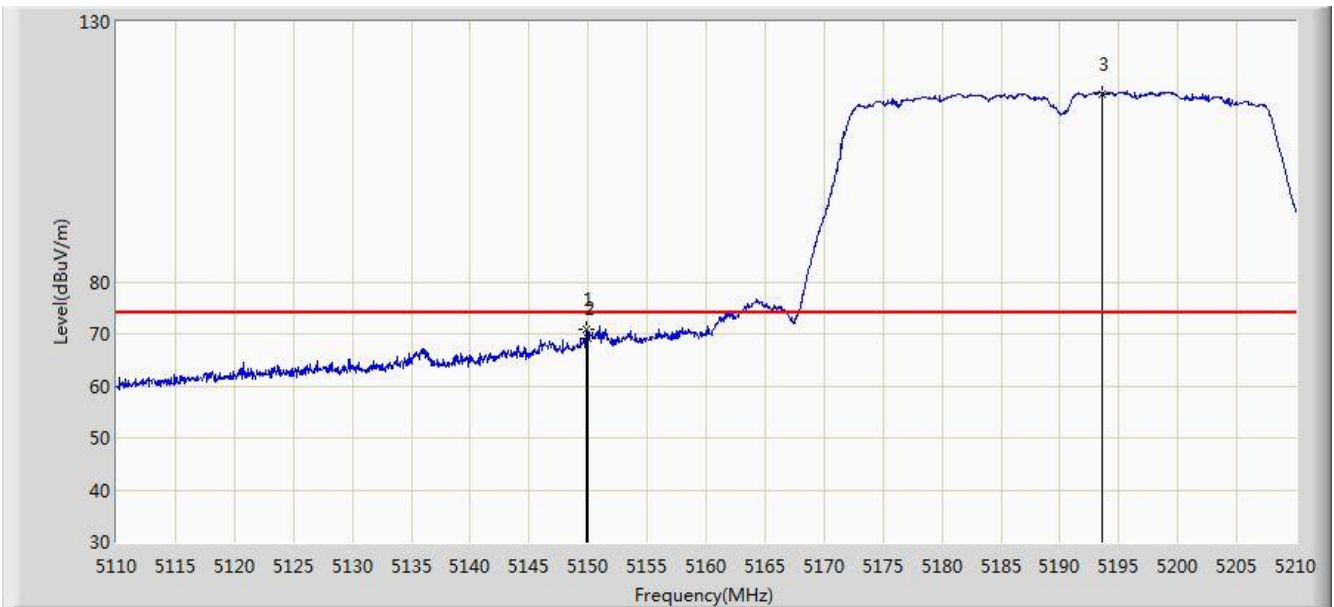


No	Flag	Mark	Frequency (MHz)	Measure Level (dBuV/m)	Reading Level (dBuV)	Margin (dB)	Limit (dBuV/m)	Factor (dB)	Type
1			5150.000	42.703	38.534	-11.297	54.000	4.170	AV
2			5179.450	82.024	77.953	N/A	N/A	4.071	AV

Note: Measure Level (dBμV/m) = Reading Level (dBμV) + Factor (dB)

Factor (dB) = Cable Loss (dB) + Antenna Factor (dB/m) - Pre_Amplifier Gain (dB)

Site: AC1	Time: 2016/11/07 - 18:08
Limit: FCC_Part15.209_RE(3m)	Engineer: Kevin Ke
Probe: BBHA9120D_1GHz_18GHz	Polarity: Vertical
EUT: US WI-FI AP 4X4 OD ext. antenna	Power: DC 54V
Test Mode: Transmit by 802.11n-HT40 at Channel 5190MHz Ant 2	

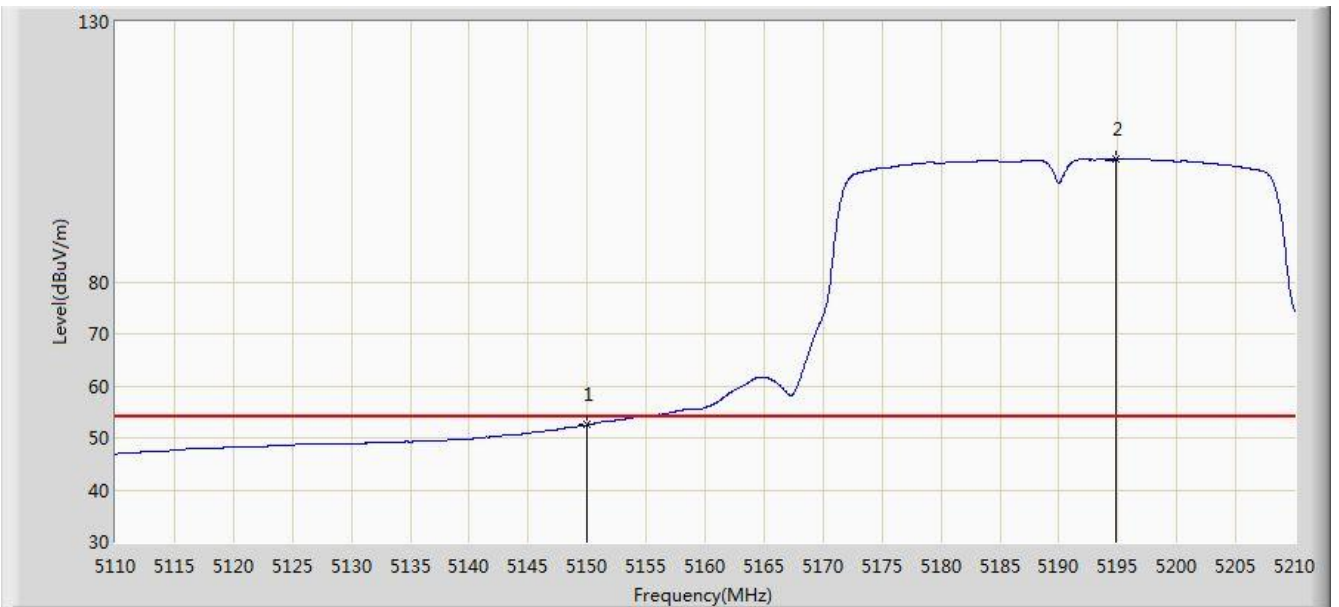


No	Flag	Mark	Frequency (MHz)	Measure Level (dBuV/m)	Reading Level (dBuV)	Margin (dB)	Limit (dBuV/m)	Factor (dB)	Type
1			5149.900	70.781	66.611	-3.219	74.000	4.170	PK
2			5150.000	69.173	65.004	-4.827	74.000	4.170	PK
3			5193.600	116.225	112.204	N/A	N/A	4.020	PK

Note: Measure Level (dBμV/m) = Reading Level (dBμV) + Factor (dB)

Factor (dB) = Cable Loss (dB) + Antenna Factor (dB/m) - Pre_Amplifier Gain (dB)

Site: AC1	Time: 2016/11/07 - 18:23
Limit: FCC_Part15.209_RE(3m)	Engineer: Kevin Ke
Probe: BBHA9120D_1GHz_18GHz	Polarity: Vertical
EUT: US WI-FI AP 4X4 OD ext. antenna	Power: DC 54V
Test Mode: Transmit by 802.11n-HT40 at Channel 5190MHz Ant 2	

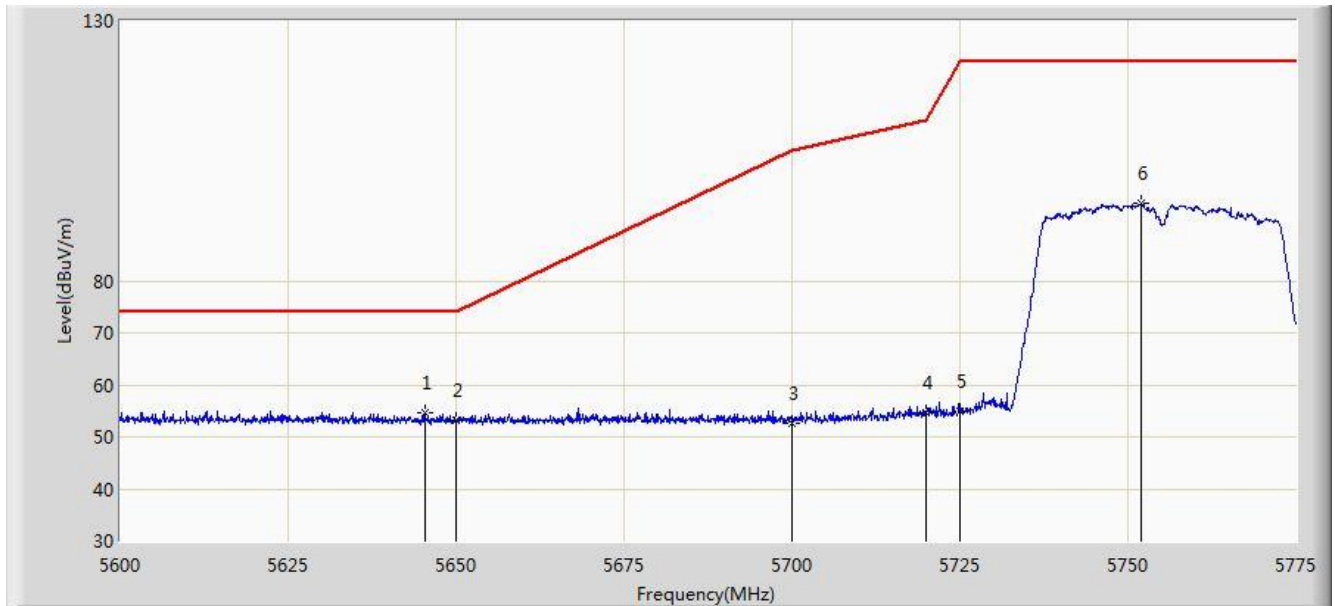


No	Flag	Mark	Frequency (MHz)	Measure Level (dBuV/m)	Reading Level (dBuV)	Margin (dB)	Limit (dBuV/m)	Factor (dB)	Type
1			5150.000	52.500	48.331	-1.500	54.000	4.170	AV
2			5194.850	103.517	99.501	N/A	N/A	4.016	AV

Note: Measure Level (dB μ V/m) = Reading Level (dB μ V) + Factor (dB)

Factor (dB) = Cable Loss (dB) + Antenna Factor (dB/m) - Pre_Amplifier Gain (dB)

Site: AC1	Time: 2016/11/07 - 19:06
Limit: FCC_Part15.407_RE(3m)	Engineer: Kevin Ke
Probe: BBHA9120D_1GHz_18GHz	Polarity: Horizontal
EUT: US WI-FI AP 4X4 OD ext. antenna	Power: DC 54V
Test Mode: Transmit by 802.11n-HT40 at Channel 5755MHz Ant 2	



No	Flag	Mark	Frequency (MHz)	Measure Level (dBuV/m)	Reading Level (dBuV)	Margin (dB)	Limit (dBuV/m)	Factor (dB)	Type
1			5645.325	54.574	49.919	-19.426	74.000	4.655	PK
2			5650.000	53.057	48.386	-20.943	74.000	4.671	PK
3			5700.000	52.631	47.753	-52.569	105.200	4.878	PK
4			5720.000	54.609	49.612	-56.191	110.800	4.997	PK
5			5725.000	54.926	49.897	-67.274	122.200	5.029	PK
6			5751.900	94.836	89.642	N/A	N/A	5.194	PK

Note: Measure Level (dBuV/m) = Reading Level (dBuV) + Factor (dB)

Factor (dB) = Cable Loss (dB) + Antenna Factor (dB/m) - Pre_Amplifier Gain (dB)