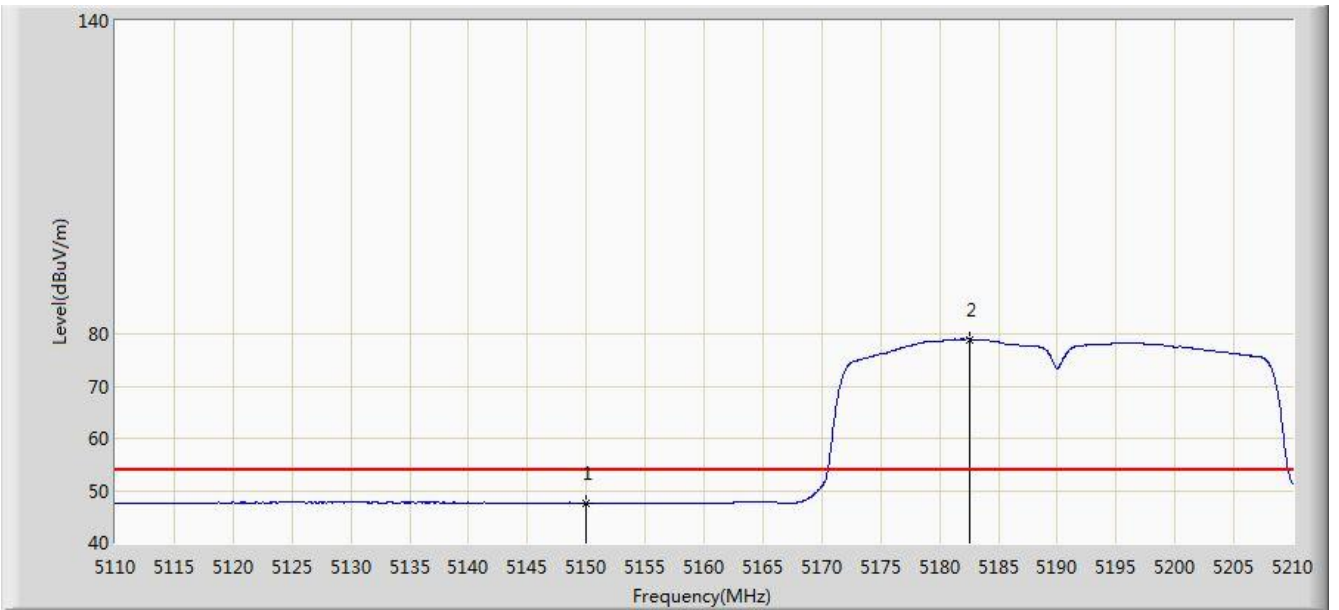


Site: AC1	Time: 2016/11/06 - 15:29
Limit: FCC_Part15.209_RE(3m)	Engineer: Kevin Ke
Probe: BBHA9120D_1GHz_18GHz	Polarity: Horizontal
EUT: US WI-FI AP 4X4 OD ext. antenna	Power: DC 54V
Test Mode: Transmit by 802.11n-HT40 at Channel 5190MHz Ant 2	

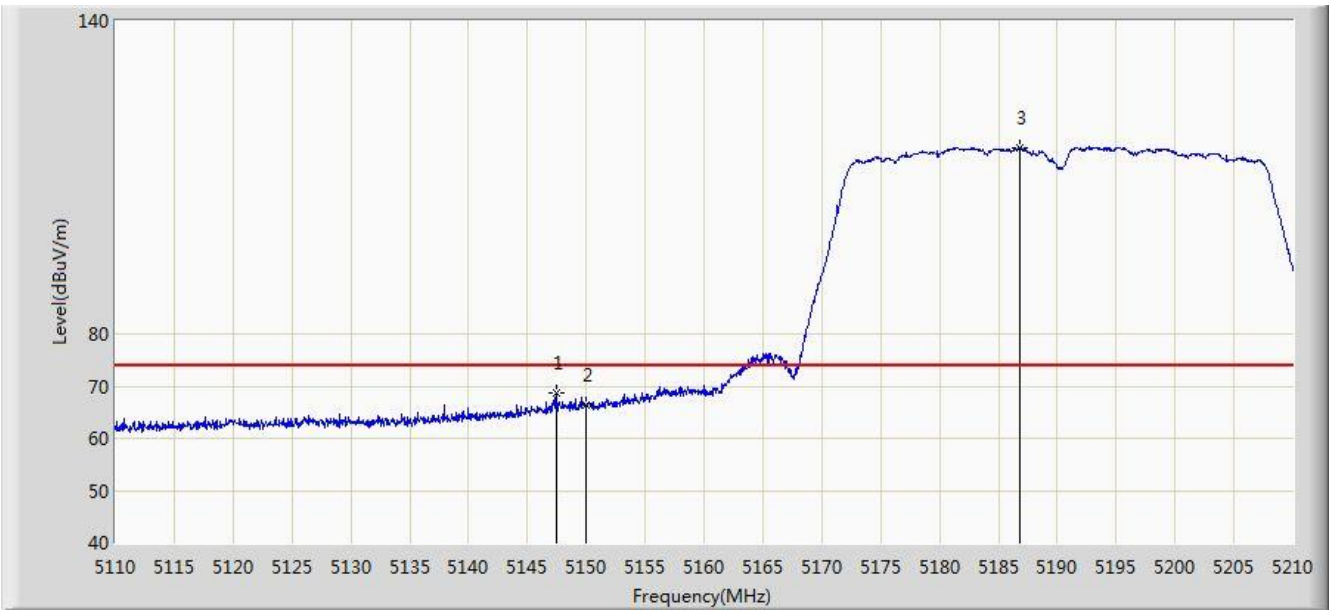


No	Flag	Mark	Frequency (MHz)	Measure Level (dBuV/m)	Reading Level (dBuV)	Margin (dB)	Limit (dBuV/m)	Factor (dB)	Type
1			5150.000	47.652	43.483	-6.348	54.000	4.170	AV
2		*	5182.600	78.982	74.922	N/A	N/A	4.060	AV

Note: Measure Level (dBμV/m) = Reading Level (dBμV) + Factor (dB)

Factor (dB) = Cable Loss (dB) + Antenna Factor (dB) (dB/m) - Pre_Amplifier Gain (dB)

Site: AC1	Time: 2016/11/06 - 15:22
Limit: FCC_Part15.209_RE(3m)	Engineer: Kevin Ke
Probe: BBHA9120D_1GHz_18GHz	Polarity: Vertical
EUT: US WI-FI AP 4X4 OD ext. antenna	Power: DC 54V
Test Mode: Transmit by 802.11n-HT40 at Channel 5190MHz Ant 2	

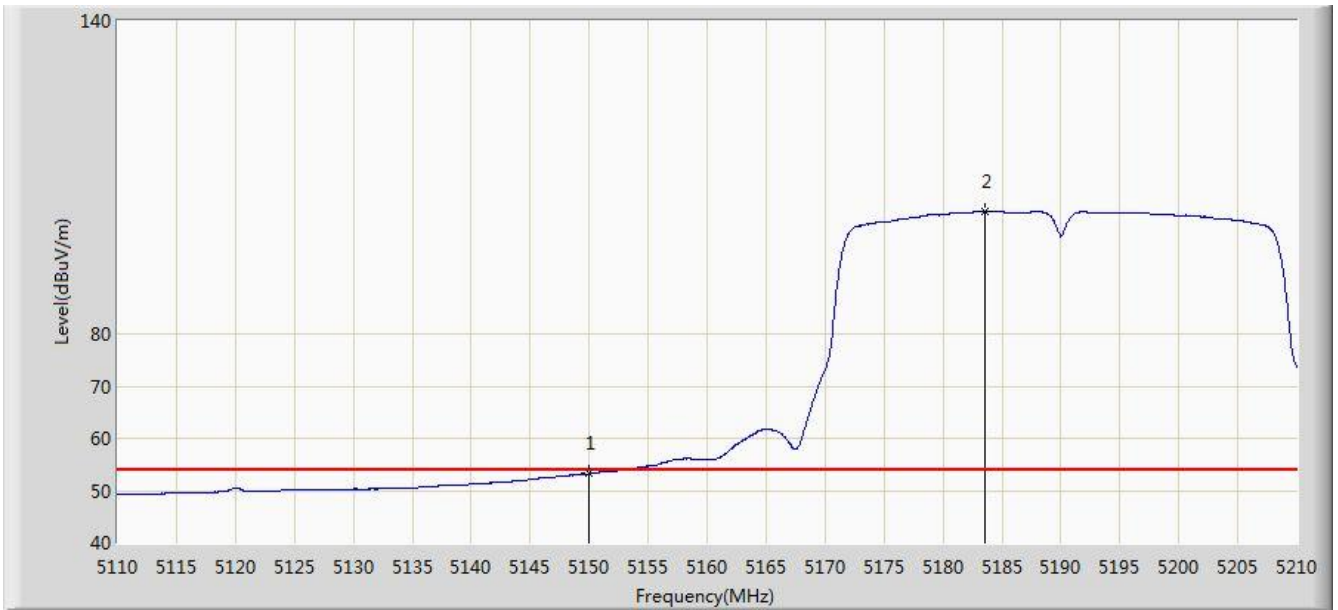


No	Flag	Mark	Frequency (MHz)	Measure Level (dBuV/m)	Reading Level (dBuV)	Margin (dB)	Limit (dBuV/m)	Factor (dB)	Type
1			5147.450	68.828	64.652	-5.172	74.000	4.176	PK
2			5150.000	66.485	62.316	-7.515	74.000	4.170	PK
3		*	5186.850	115.646	111.601	N/A	N/A	4.044	PK

Note: Measure Level (dBμV/m) = Reading Level (dBμV) + Factor (dB)

Factor (dB) = Cable Loss (dB) + Antenna Factor (dB) (dB/m) - Pre_Amplifier Gain (dB)

Site: AC1	Time: 2016/11/06 - 15:19
Limit: FCC_Part15.209_RE(3m)	Engineer: Kevin Ke
Probe: BBHA9120D_1GHz_18GHz	Polarity: Vertical
EUT: US WI-FI AP 4X4 OD ext. antenna	Power: DC 54V
Test Mode: Transmit by 802.11n-HT40 at Channel 5190MHz Ant 2	

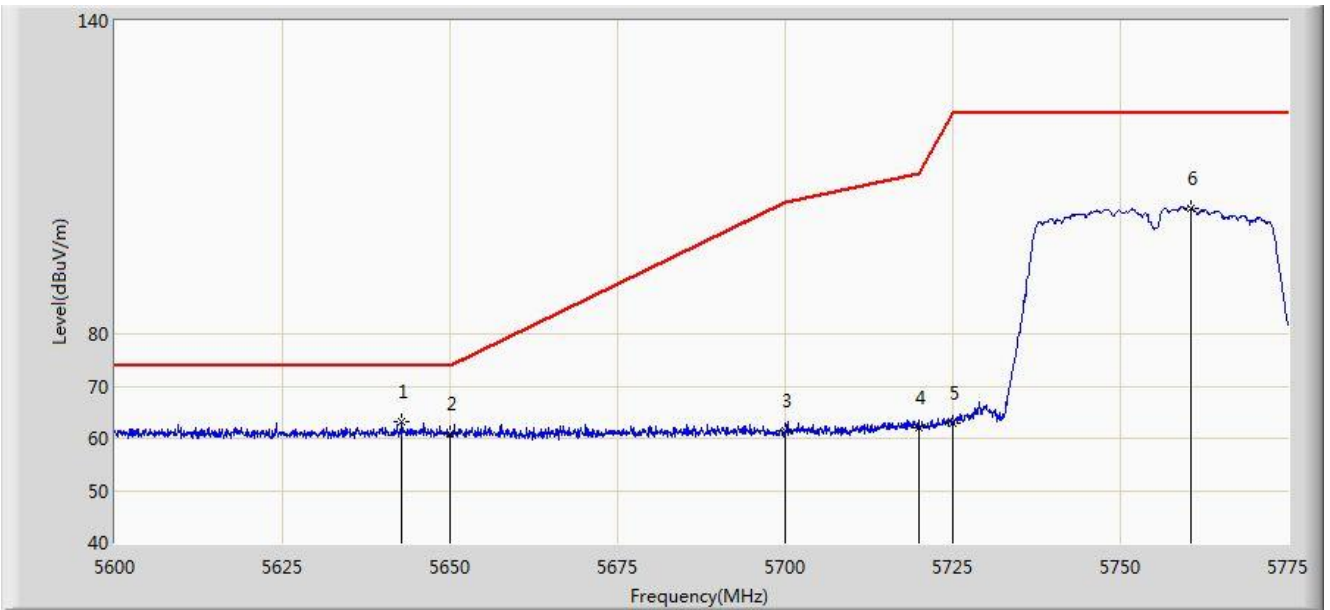


No	Flag	Mark	Frequency (MHz)	Measure Level (dBuV/m)	Reading Level (dBuV)	Margin (dB)	Limit (dBuV/m)	Factor (dB)	Type
1			5150.000	53.250	49.081	-0.750	54.000	4.170	AV
2		*	5183.500	103.520	99.464	N/A	N/A	4.057	AV

Note: Measure Level (dBμV/m) = Reading Level (dBμV) + Factor (dB)

Factor (dB) = Cable Loss (dB) + Antenna Factor (dB) (dB/m) - Pre_Amplifier Gain (dB)

Site: AC1	Time: 2016/11/06 - 16:33
Limit: FCC_Part15.407_RE(3m)	Engineer: Kevin Ke
Probe: BBHA9120D_1GHz_18GHz	Polarity: Horizontal
EUT: US WI-FI AP 4X4 OD ext. antenna	Power: DC 54V
Test Mode: Transmit by 802.11n-HT40 at Channel 5755MHz Ant 2	

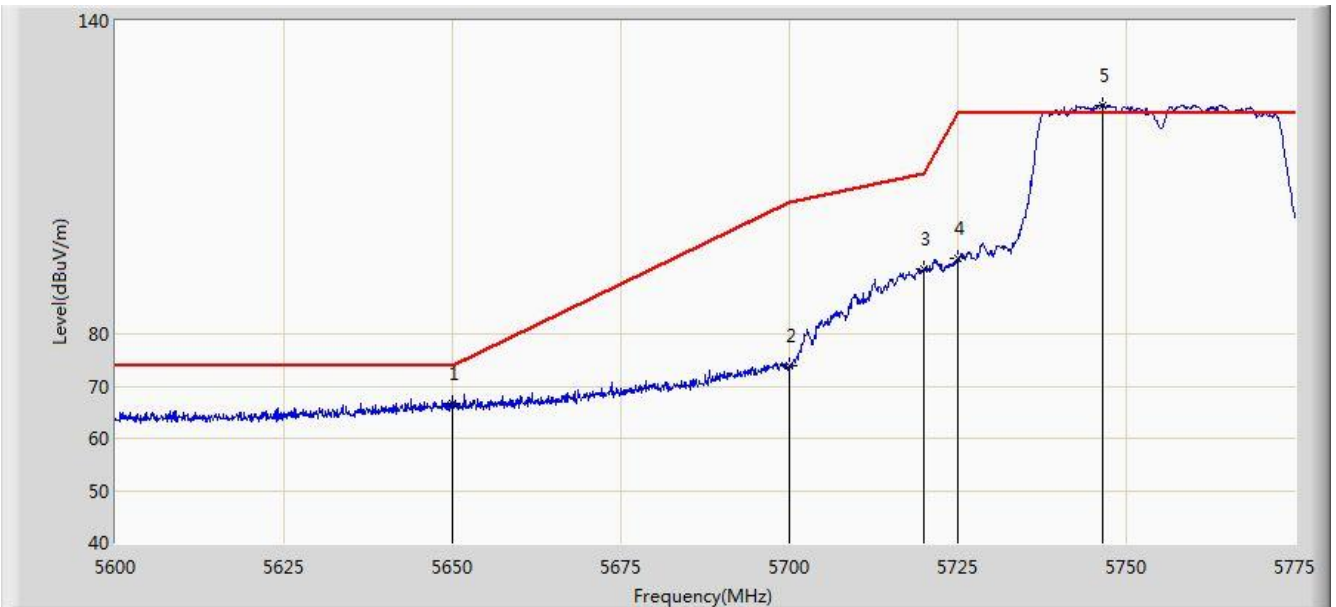


No	Flag	Mark	Frequency (MHz)	Measure Level (dBuV/m)	Reading Level (dBuV)	Margin (dB)	Limit (dBuV/m)	Factor (dB)	Type
1		*	5642.788	63.149	58.502	-10.851	74.000	4.646	PK
2			5650.000	60.880	56.209	-13.120	74.000	4.671	PK
3			5700.000	61.474	56.596	-43.726	105.200	4.878	PK
4			5720.000	62.080	57.083	-48.720	110.800	4.997	PK
5			5725.000	63.002	57.973	-59.198	122.200	5.029	PK
6			5760.475	104.194	98.952	N/A	N/A	5.242	PK

Note: Measure Level (dBuV/m) = Reading Level (dBuV) + Factor (dB)

Factor (dB) = Cable Loss (dB) + Antenna Factor (dB) (dB/m) - Pre_Amplifier Gain (dB)

Site: AC1	Time: 2016/11/06 - 16:36
Limit: FCC_Part15.407_RE(3m)	Engineer: Kevin Ke
Probe: BBHA9120D_1GHz_18GHz	Polarity: Vertical
EUT: US WI-FI AP 4X4 OD ext. antenna	Power: DC 54V
Test Mode: Transmit by 802.11n-HT40 at Channel 5755MHz Ant 2	

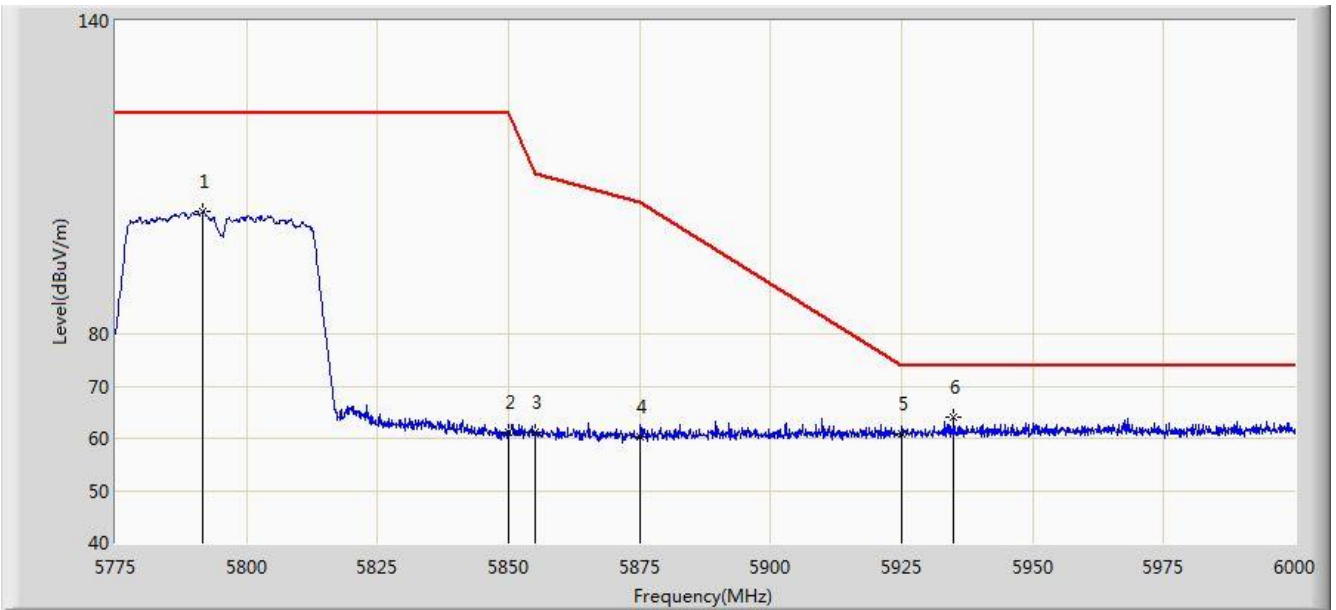


No	Flag	Mark	Frequency (MHz)	Measure Level (dBuV/m)	Reading Level (dBuV)	Margin (dB)	Limit (dBuV/m)	Factor (dB)	Type
1			5650.000	66.673	62.002	-7.327	74.000	4.671	PK
2			5700.000	73.839	68.961	-31.361	105.200	4.878	PK
3			5720.000	92.406	87.409	-18.394	110.800	4.997	PK
4			5725.000	94.362	89.333	-27.838	122.200	5.029	PK
5		*	5746.562	123.909	118.745	N/A	N/A	5.164	PK

Note: Measure Level (dB μ V/m) = Reading Level (dB μ V) + Factor (dB)

Factor (dB) = Cable Loss (dB) + Antenna Factor (dB) (dB/m) - Pre_Amplifier Gain (dB)

Site: AC1	Time: 2016/11/06 - 16:39
Limit: FCC_Part15.407_RE(3m)	Engineer: Kevin Ke
Probe: BBHA9120D_1GHz_18GHz	Polarity: Horizontal
EUT: US WI-FI AP 4X4 OD ext. antenna	Power: DC 54V
Test Mode: Transmit by 802.11n-HT40 at Channel 5795MHz Ant 2	

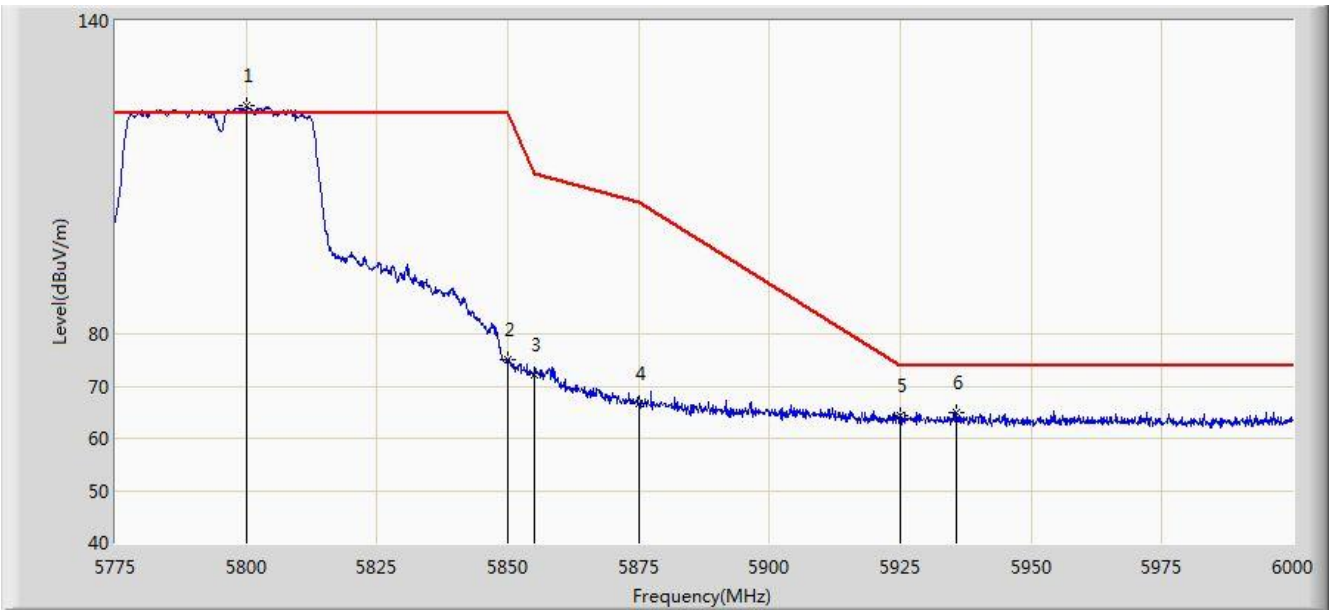


No	Flag	Mark	Frequency (MHz)	Measure Level (dBuV/m)	Reading Level (dBuV)	Margin (dB)	Limit (dBuV/m)	Factor (dB)	Type
1			5791.763	103.523	98.122	N/A	N/A	5.400	PK
2			5850.000	61.207	55.481	-60.993	122.200	5.726	PK
3			5855.000	61.097	55.351	-49.703	110.800	5.746	PK
4			5875.000	60.234	54.414	-44.966	105.200	5.820	PK
5			5925.000	60.908	54.942	-13.092	74.000	5.967	PK
6		*	5934.975	63.942	57.951	-10.058	74.000	5.992	PK

Note: Measure Level (dBuV/m) = Reading Level (dBuV) + Factor (dB)

Factor (dB) = Cable Loss (dB) + Antenna Factor (dB) (dB/m) - Pre_Amplifier Gain (dB)

Site: AC1	Time: 2016/11/06 - 16:41
Limit: FCC_Part15.407_RE(3m)	Engineer: Kevin Ke
Probe: BBHA9120D_1GHz_18GHz	Polarity: Vertical
EUT: US WI-FI AP 4X4 OD ext. antenna	Power: DC 54V
Test Mode: Transmit by 802.11n-HT40 at Channel 5795MHz Ant 2	

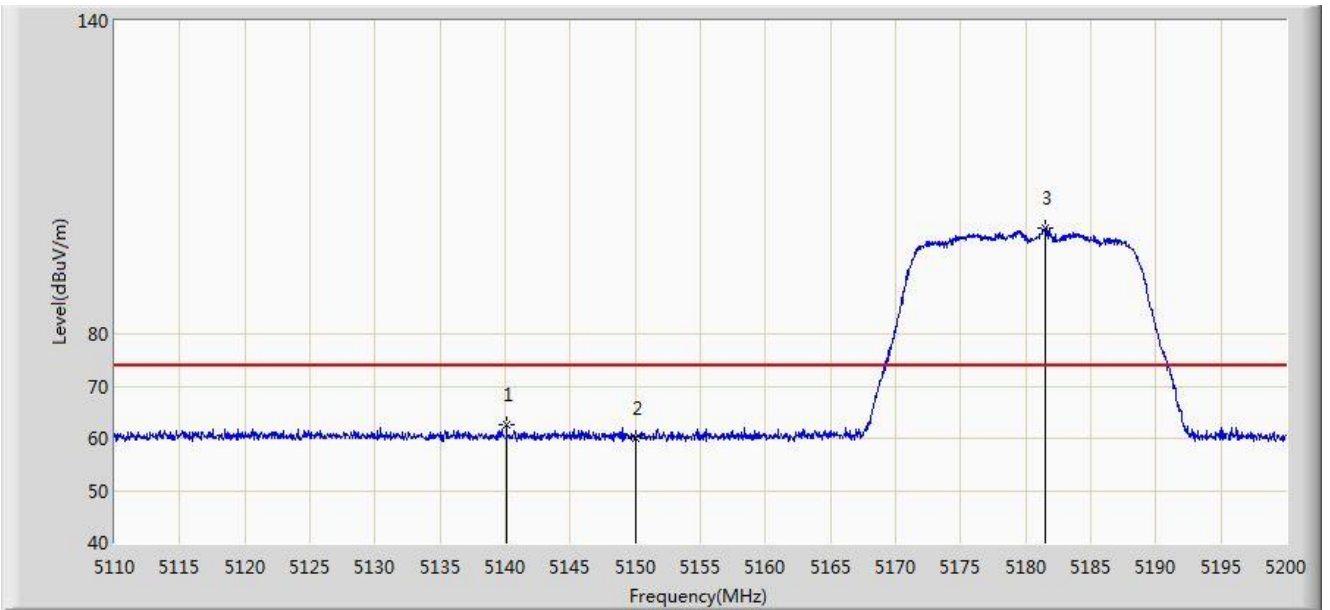


No	Flag	Mark	Frequency (MHz)	Measure Level (dBuV/m)	Reading Level (dBuV)	Margin (dB)	Limit (dBuV/m)	Factor (dB)	Type
1		*	5800.087	123.711	118.265	N/A	N/A	5.445	PK
2			5850.000	74.977	69.251	-47.223	122.200	5.726	PK
3			5855.000	72.298	66.552	-38.502	110.800	5.746	PK
4			5875.000	66.539	60.719	-38.661	105.200	5.820	PK
5			5925.000	64.428	58.462	-9.572	74.000	5.967	PK
6			5935.763	64.869	58.876	-9.131	74.000	5.993	PK

Note: Measure Level (dBuV/m) = Reading Level (dBuV) + Factor (dB)

Factor (dB) = Cable Loss (dB) + Antenna Factor (dB) (dB/m) - Pre_Amplifier Gain (dB)

Site: AC1	Time: 2016/11/06 - 16:49
Limit: FCC_Part15.209_RE(3m)	Engineer: Kevin Ke
Probe: BBHA9120D_1GHz_18GHz	Polarity: Horizontal
EUT: US WI-FI AP 4X4 OD ext. antenna	Power: DC 54V
Test Mode: Transmit by 802.11ac-HT20 at Channel 5180MHz Ant 2	

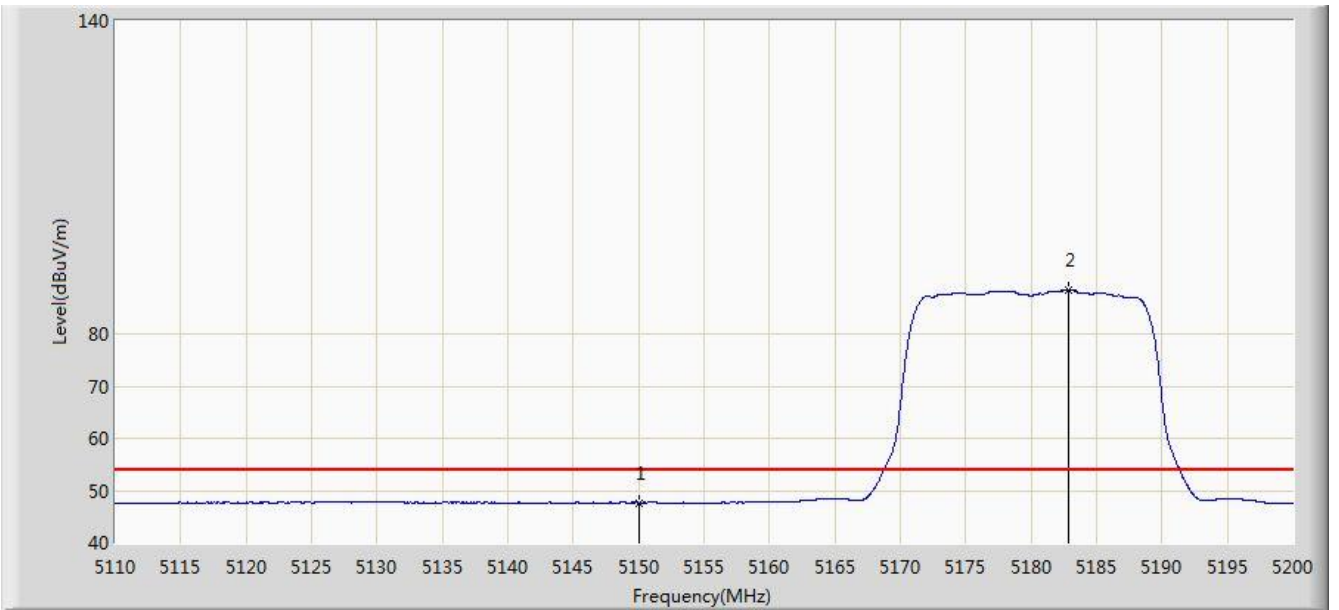


No	Flag	Mark	Frequency (MHz)	Measure Level (dBuV/m)	Reading Level (dBuV)	Margin (dB)	Limit (dBuV/m)	Factor (dB)	Type
1			5140.105	62.569	58.394	-11.431	74.000	4.175	PK
2			5150.000	60.121	55.952	-13.879	74.000	4.170	PK
3		*	5181.505	100.412	96.349	N/A	N/A	4.064	PK

Note: Measure Level (dB μ V/m) = Reading Level (dB μ V) + Factor (dB)

Factor (dB) = Cable Loss (dB) + Antenna Factor (dB) (dB/m) - Pre_Amplifier Gain (dB)

Site: AC1	Time: 2016/11/06 - 16:52
Limit: FCC_Part15.209_RE(3m)	Engineer: Kevin Ke
Probe: BBHA9120D_1GHz_18GHz	Polarity: Horizontal
EUT: US WI-FI AP 4X4 OD ext. antenna	Power: DC 54V
Test Mode: Transmit by 802.11ac-HT20 at Channel 5180MHz Ant 2	

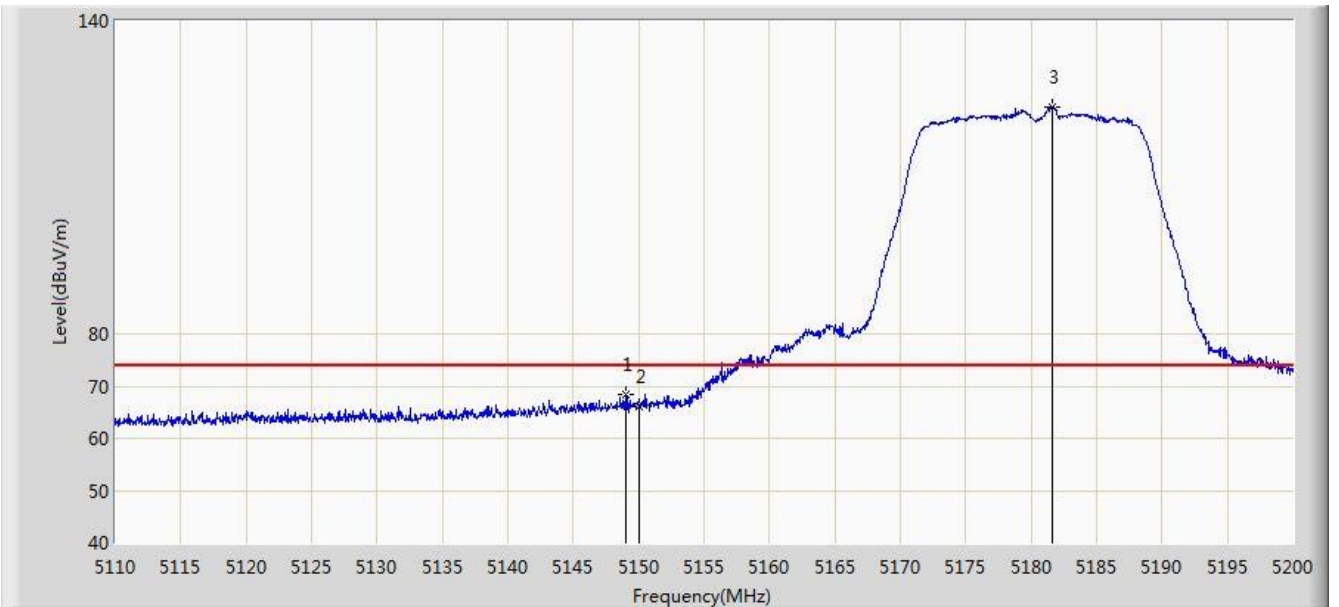


No	Flag	Mark	Frequency (MHz)	Measure Level (dBuV/m)	Reading Level (dBuV)	Margin (dB)	Limit (dBuV/m)	Factor (dB)	Type
1			5150.000	47.653	43.484	-6.347	54.000	4.170	AV
2		*	5182.855	88.393	84.334	N/A	N/A	4.059	AV

Note: Measure Level (dBμV/m) = Reading Level (dBμV) + Factor (dB)

Factor (dB) = Cable Loss (dB) + Antenna Factor (dB) (dB/m) - Pre_Amplifier Gain (dB)

Site: AC1	Time: 2016/11/06 - 16:48
Limit: FCC_Part15.209_RE(3m)	Engineer: Kevin Ke
Probe: BBHA9120D_1GHz_18GHz	Polarity: Vertical
EUT: US WI-FI AP 4X4 OD ext. antenna	Power: DC 54V
Test Mode: Transmit by 802.11ac-HT20 at Channel 5180MHz Ant 2	

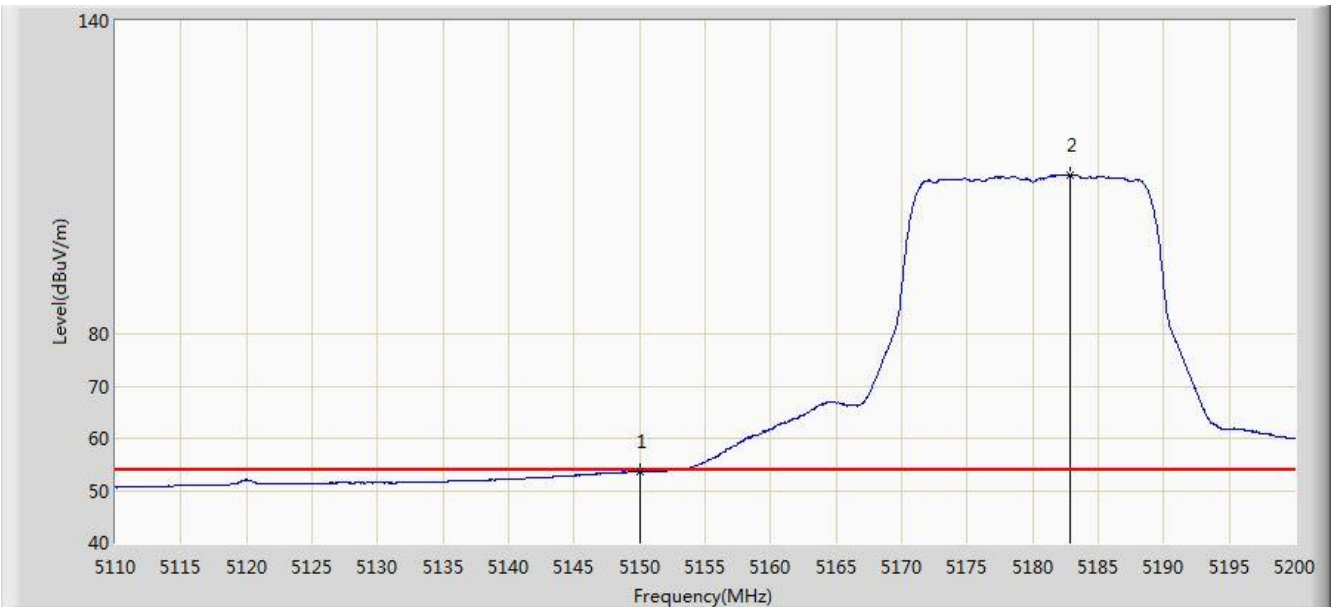


No	Flag	Mark	Frequency (MHz)	Measure Level (dBuV/m)	Reading Level (dBuV)	Margin (dB)	Limit (dBuV/m)	Factor (dB)	Type
1			5148.970	68.388	64.215	-5.612	74.000	4.173	PK
2			5150.000	66.006	61.837	-7.994	74.000	4.170	PK
3		*	5181.595	123.479	119.416	N/A	N/A	4.063	PK

Note: Measure Level (dB μ V/m) = Reading Level (dB μ V) + Factor (dB)

Factor (dB) = Cable Loss (dB) + Antenna Factor (dB) (dB/m) - Pre_Amplifier Gain (dB)

Site: AC1	Time: 2016/11/06 - 16:47
Limit: FCC_Part15.209_RE(3m)	Engineer: Kevin Ke
Probe: BBHA9120D_1GHz_18GHz	Polarity: Vertical
EUT: US WI-FI AP 4X4 OD ext. antenna	Power: DC 54V
Test Mode: Transmit by 802.11ac-HT20 at Channel 5180MHz Ant 2	

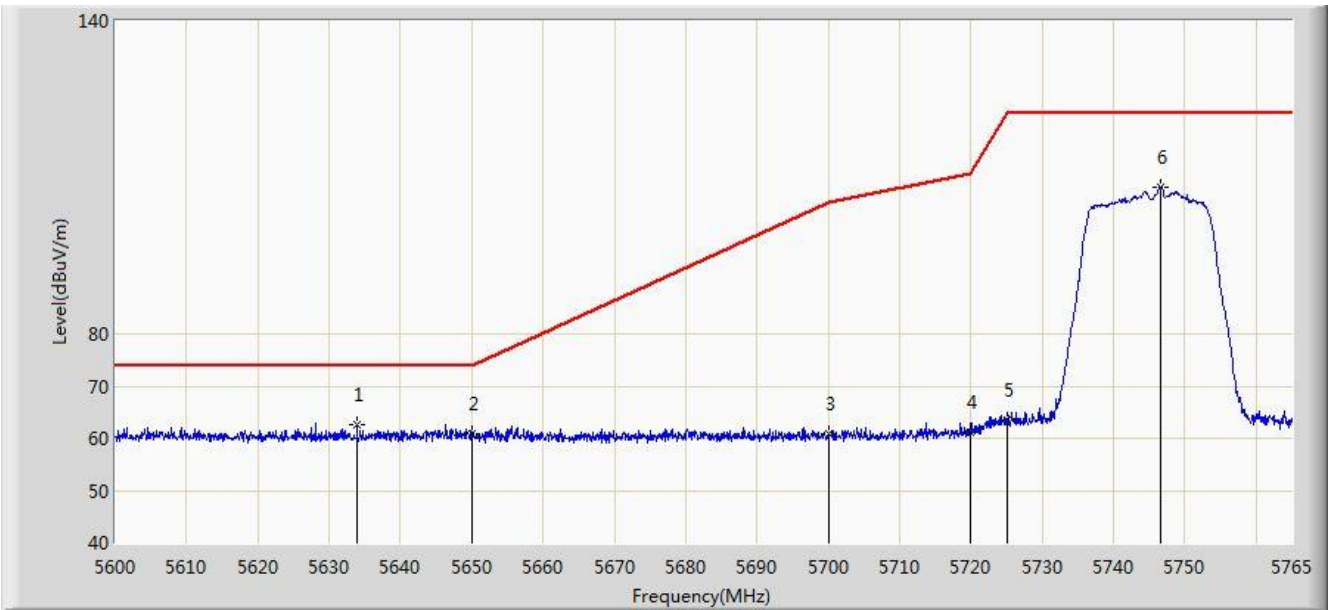


No	Flag	Mark	Frequency (MHz)	Measure Level (dBuV/m)	Reading Level (dBuV)	Margin (dB)	Limit (dBuV/m)	Factor (dB)	Type
1			5150.000	53.563	49.394	-0.437	54.000	4.170	AV
2	X	*	5182.855	110.525	106.466	N/A	N/A	4.059	AV

Note: Measure Level (dB μ V/m) = Reading Level (dB μ V) + Factor (dB)

Factor (dB) = Cable Loss (dB) + Antenna Factor (dB) (dB/m) - Pre_Amplifier Gain (dB)

Site: AC1	Time: 2016/11/06 - 17:25
Limit: FCC_Part15.407_RE(3m)	Engineer: Kevin Ke
Probe: BBHA9120D_1GHz_18GHz	Polarity: Horizontal
EUT: US WI-FI AP 4X4 OD ext. antenna	Power: DC 54V
Test Mode: Transmit by 802.11ac-HT20 at Channel 5745MHz Ant 2	

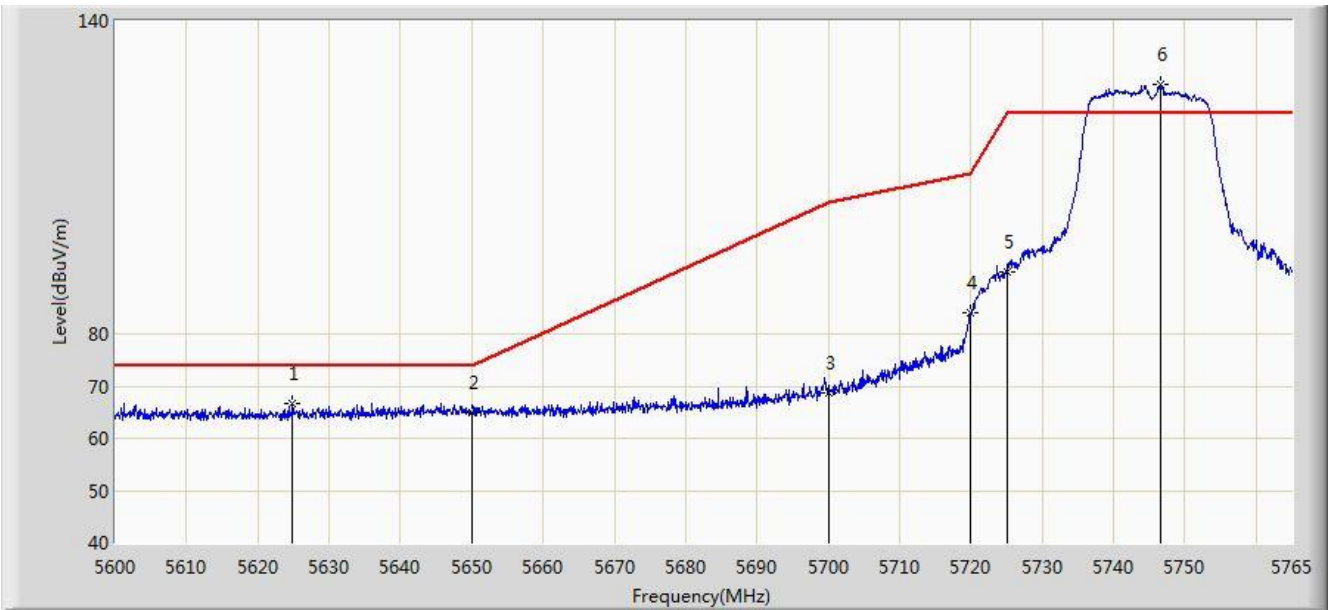


No	Flag	Mark	Frequency (MHz)	Measure Level (dBuV/m)	Reading Level (dBuV)	Margin (dB)	Limit (dBuV/m)	Factor (dB)	Type
1		*	5633.908	62.728	58.108	-11.272	74.000	4.621	PK
2			5650.000	60.970	56.299	-13.030	74.000	4.671	PK
3			5700.000	60.768	55.890	-44.432	105.200	4.878	PK
4			5720.000	61.080	56.083	-49.720	110.800	4.997	PK
5			5725.000	63.470	58.441	-58.730	122.200	5.029	PK
6			5746.685	108.184	103.019	N/A	N/A	5.165	PK

Note: Measure Level (dB μ V/m) = Reading Level (dB μ V) + Factor (dB)

Factor (dB) = Cable Loss (dB) + Antenna Factor (dB) (dB/m) - Pre_Amplifier Gain (dB)

Site: AC1	Time: 2016/11/06 - 17:27
Limit: FCC_Part15.407_RE(3m)	Engineer: Kevin Ke
Probe: BBHA9120D_1GHz_18GHz	Polarity: Vertical
EUT: US WI-FI AP 4X4 OD ext. antenna	Power: DC 54V
Test Mode: Transmit by 802.11ac-HT20 at Channel 5745MHz Ant 2	

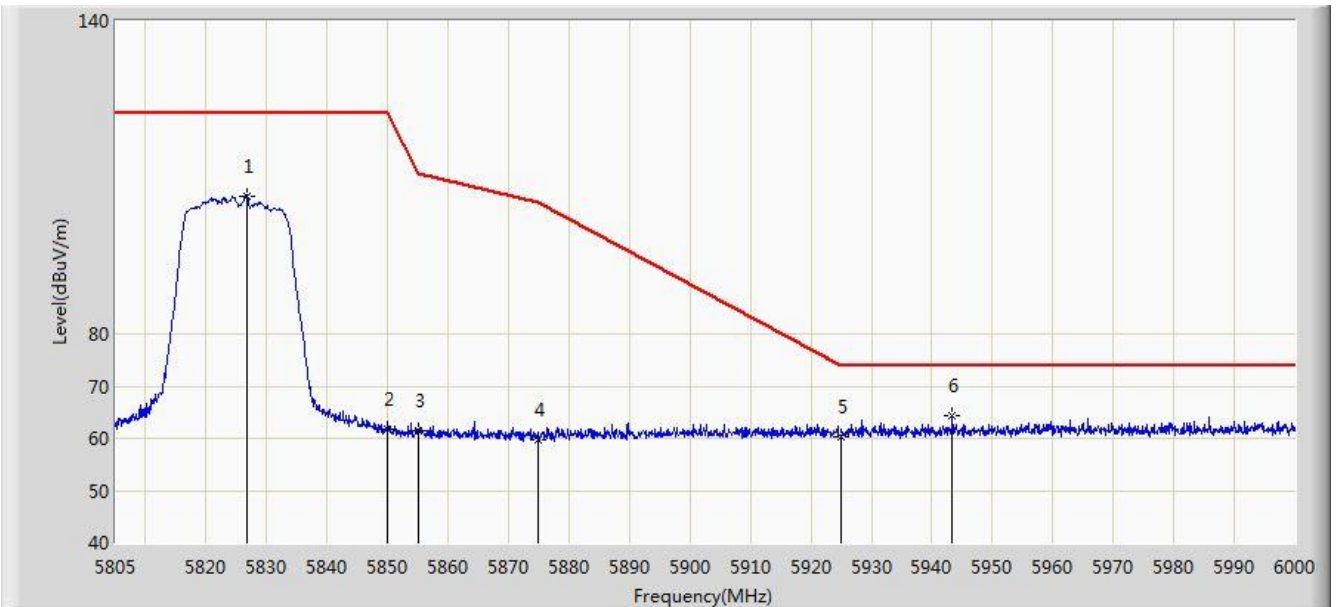


No	Flag	Mark	Frequency (MHz)	Measure Level (dBuV/m)	Reading Level (dBuV)	Margin (dB)	Limit (dBuV/m)	Factor (dB)	Type
1			5624.915	66.601	62.006	-7.399	74.000	4.595	PK
2			5650.000	64.923	60.252	-9.077	74.000	4.671	PK
3			5700.000	68.816	63.938	-36.384	105.200	4.878	PK
4			5720.000	84.037	79.040	-26.763	110.800	4.997	PK
5			5725.000	91.937	86.908	-30.263	122.200	5.029	PK
6		*	5746.603	127.730	122.566	N/A	N/A	5.165	PK

Note: Measure Level (dB μ V/m) = Reading Level (dB μ V) + Factor (dB)

Factor (dB) = Cable Loss (dB) + Antenna Factor (dB) (dB/m) - Pre_Amplifier Gain (dB)

Site: AC1	Time: 2016/11/06 - 17:30
Limit: FCC_Part15.407_RE(3m)	Engineer: Kevin Ke
Probe: BBHA9120D_1GHz_18GHz	Polarity: Horizontal
EUT: US WI-FI AP 4X4 OD ext. antenna	Power: DC 54V
Test Mode: Transmit by 802.11ac-HT20 at Channel 5825MHz Ant 2	

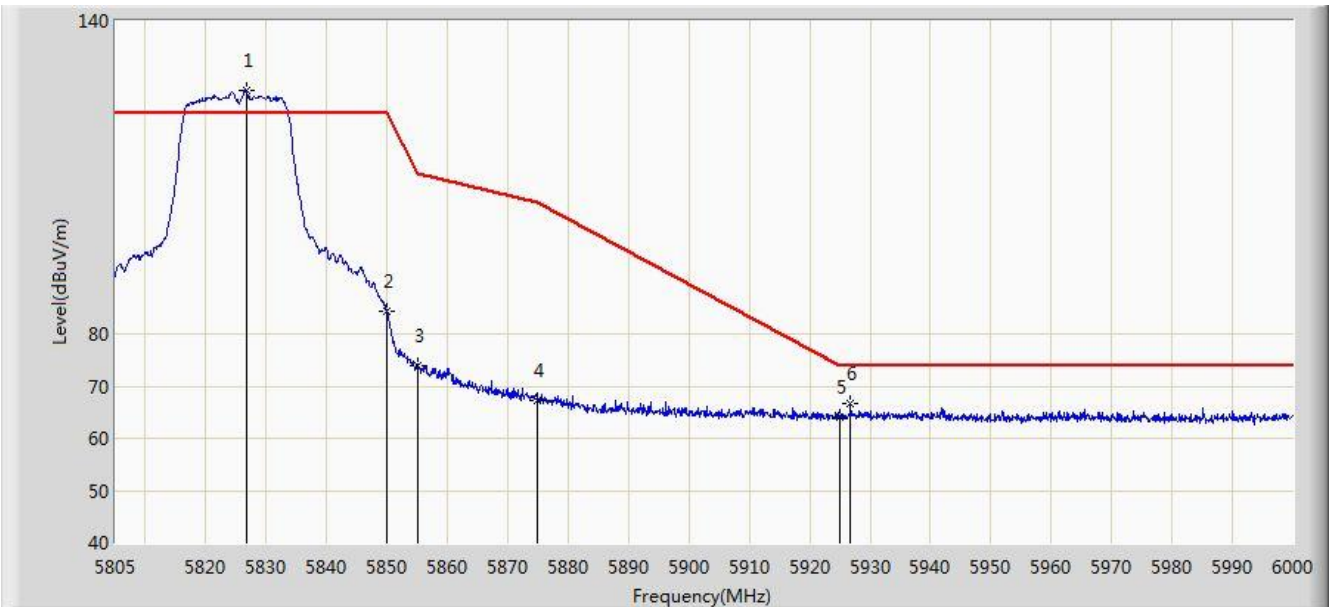


No	Flag	Mark	Frequency (MHz)	Measure Level (dBuV/m)	Reading Level (dBuV)	Margin (dB)	Limit (dBuV/m)	Factor (dB)	Type
1			5826.743	106.519	100.921	N/A	N/A	5.599	PK
2			5850.000	61.844	56.118	-60.356	122.200	5.726	PK
3			5855.000	61.477	55.731	-49.323	110.800	5.746	PK
4			5875.000	59.578	53.758	-45.622	105.200	5.820	PK
5			5925.000	60.403	54.437	-13.597	74.000	5.967	PK
6		*	5943.353	64.343	58.331	-9.657	74.000	6.011	PK

Note: Measure Level (dBμV/m) = Reading Level (dBμV) + Factor (dB)

Factor (dB) = Cable Loss (dB) + Antenna Factor (dB) (dB/m) - Pre_Amplifier Gain (dB)

Site: AC1	Time: 2016/11/06 - 17:34
Limit: FCC_Part15.407_RE(3m)	Engineer: Kevin Ke
Probe: BBHA9120D_1GHz_18GHz	Polarity: Vertical
EUT: US WI-FI AP 4X4 OD ext. antenna	Power: DC 54V
Test Mode: Transmit by 802.11ac-HT20 at Channel 5825MHz Ant 2	

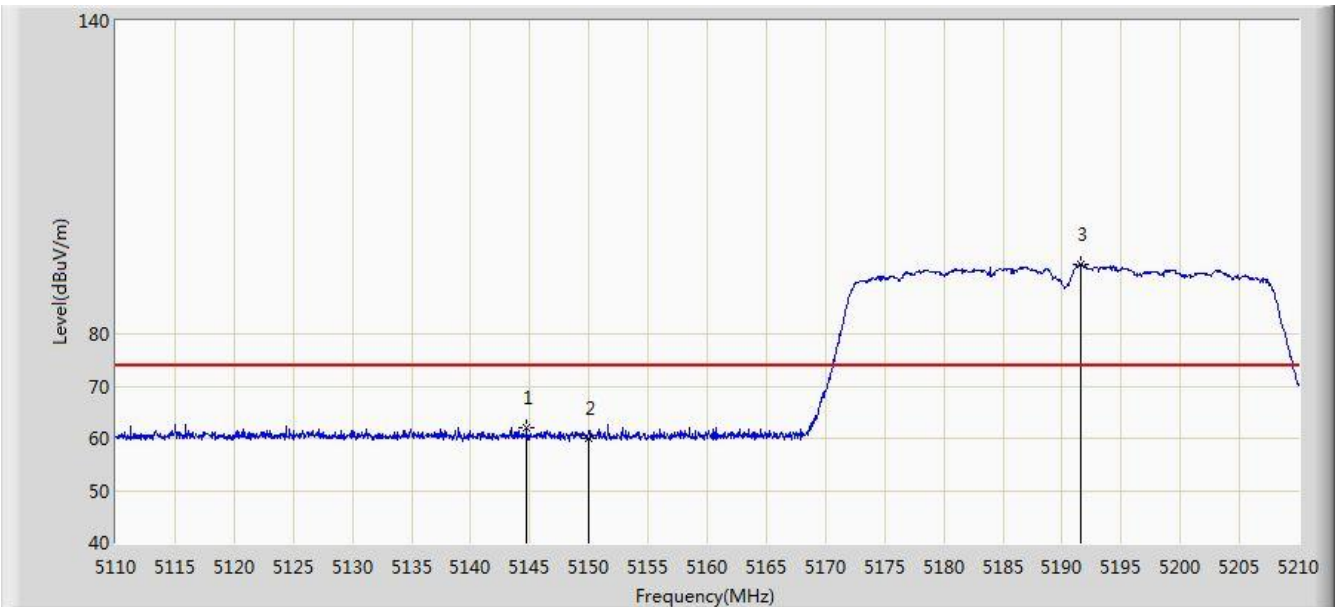


No	Flag	Mark	Frequency (MHz)	Measure Level (dBuV/m)	Reading Level (dBuV)	Margin (dB)	Limit (dBuV/m)	Factor (dB)	Type
1		*	5826.743	126.545	120.947	N/A	N/A	5.599	PK
2			5850.000	84.252	78.526	-37.948	122.200	5.726	PK
3			5855.000	73.919	68.173	-36.881	110.800	5.746	PK
4			5875.000	67.256	61.436	-37.944	105.200	5.820	PK
5			5925.000	63.983	58.017	-10.017	74.000	5.967	PK
6			5926.777	66.643	60.672	-7.357	74.000	5.970	PK

Note: Measure Level (dBμV/m) = Reading Level (dBμV) + Factor (dB)

Factor (dB) = Cable Loss (dB) + Antenna Factor (dB) (dB/m) - Pre_Amplifier Gain (dB)

Site: AC1	Time: 2016/11/06 - 17:45
Limit: FCC_Part15.209_RE(3m)	Engineer: Kevin Ke
Probe: BBHA9120D_1GHz_18GHz	Polarity: Horizontal
EUT: US WI-FI AP 4X4 OD ext. antenna	Power: DC 54V
Test Mode: Transmit by 802.11ac-HT40 at Channel 5190MHz Ant 2	

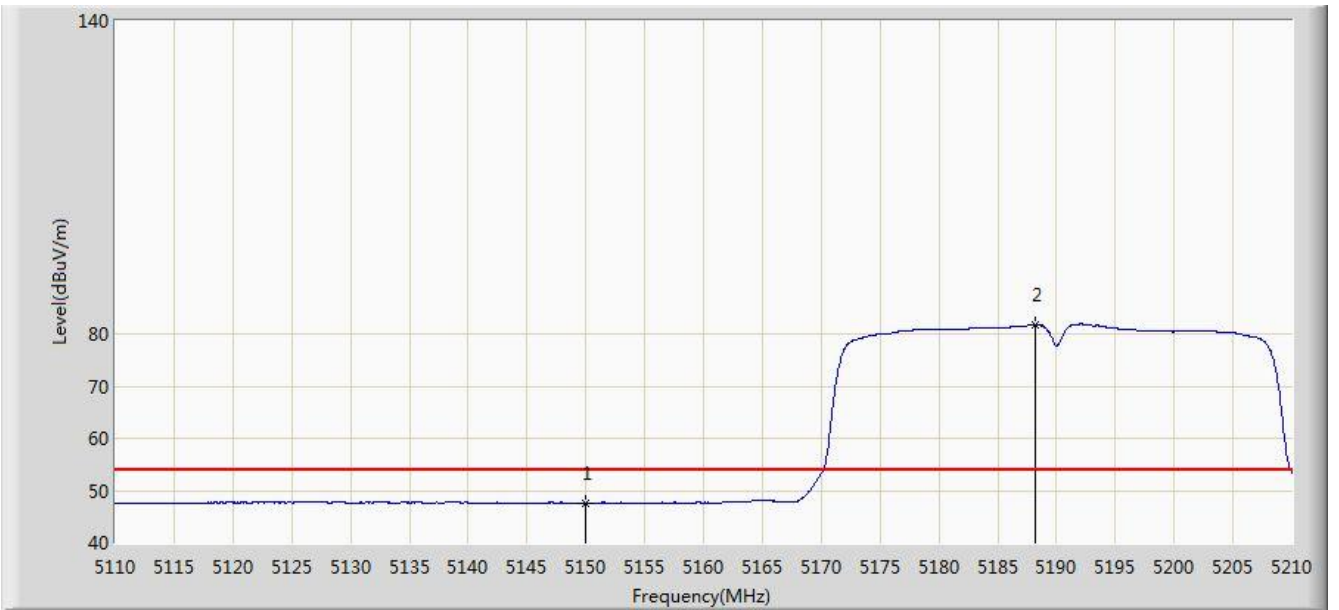


No	Flag	Mark	Frequency (MHz)	Measure Level (dBuV/m)	Reading Level (dBuV)	Margin (dB)	Limit (dBuV/m)	Factor (dB)	Type
1			5144.700	62.146	57.970	-11.854	74.000	4.176	PK
2			5150.000	60.083	55.914	-13.917	74.000	4.170	PK
3		*	5191.600	93.308	89.280	N/A	N/A	4.027	PK

Note: Measure Level (dBμV/m) = Reading Level (dBμV) + Factor (dB)

Factor (dB) = Cable Loss (dB) + Antenna Factor (dB) (dB/m) - Pre_Amplifier Gain (dB)

Site: AC1	Time: 2016/11/06 - 17:49
Limit: FCC_Part15.209_RE(3m)	Engineer: Kevin Ke
Probe: BBHA9120D_1GHz_18GHz	Polarity: Horizontal
EUT: US WI-FI AP 4X4 OD ext. antenna	Power: DC 54V
Test Mode: Transmit by 802.11ac-HT40 at Channel 5190MHz Ant 2	

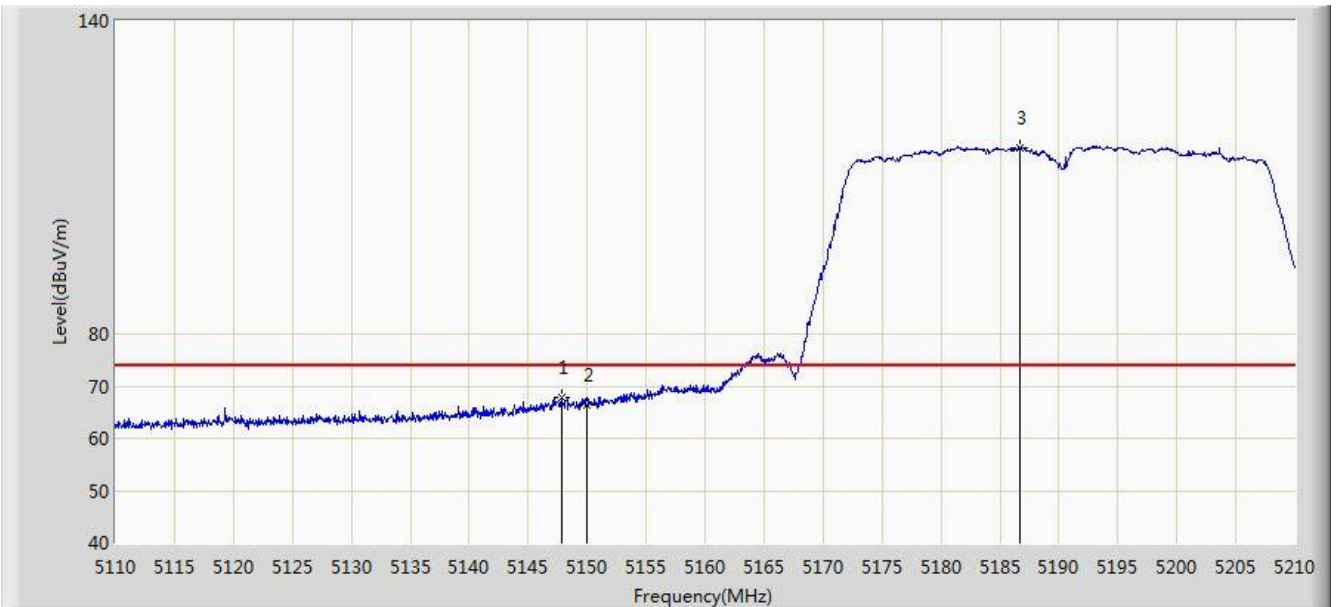


No	Flag	Mark	Frequency (MHz)	Measure Level (dBuV/m)	Reading Level (dBuV)	Margin (dB)	Limit (dBuV/m)	Factor (dB)	Type
1			5150.000	47.616	43.447	-6.384	54.000	4.170	AV
2		*	5188.250	81.777	77.737	N/A	N/A	4.040	AV

Note: Measure Level (dBμV/m) = Reading Level (dBμV) + Factor (dB)

Factor (dB) = Cable Loss (dB) + Antenna Factor (dB) (dB/m) - Pre_Amplifier Gain (dB)

Site: AC1	Time: 2016/11/06 - 17:43
Limit: FCC_Part15.209_RE(3m)	Engineer: Kevin Ke
Probe: BBHA9120D_1GHz_18GHz	Polarity: Vertical
EUT: US WI-FI AP 4X4 OD ext. antenna	Power: DC 54V
Test Mode: Transmit by 802.11ac-HT40 at Channel 5190MHz Ant 2	

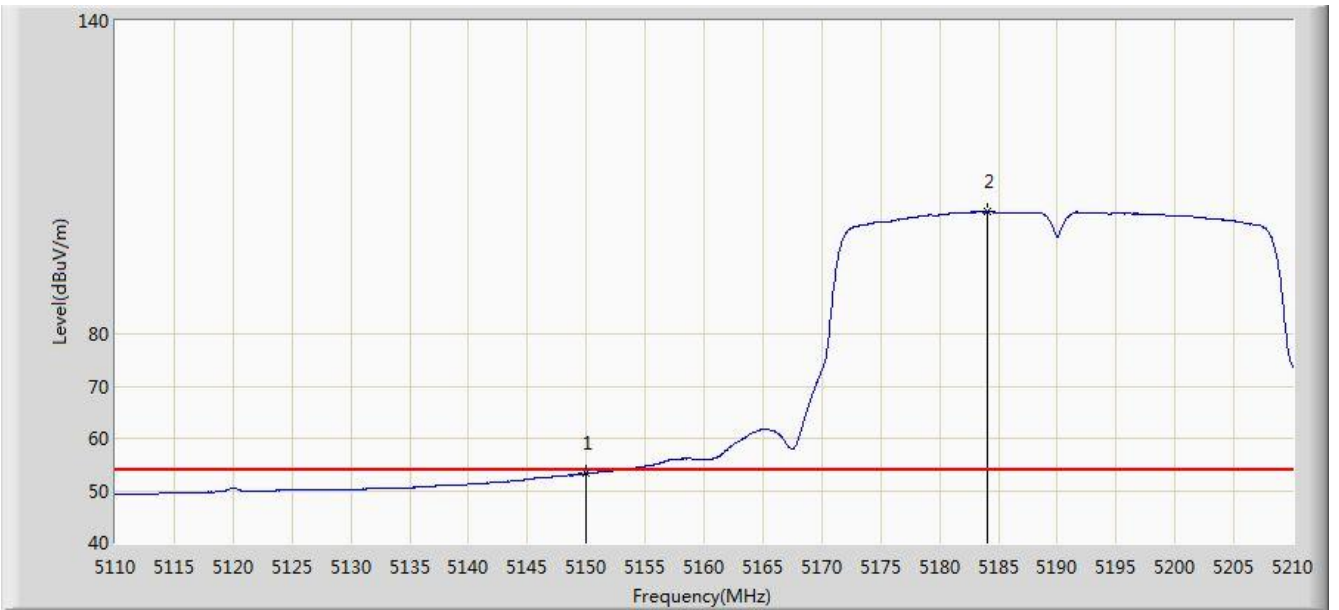


No	Flag	Mark	Frequency (MHz)	Measure Level (dBuV/m)	Reading Level (dBuV)	Margin (dB)	Limit (dBuV/m)	Factor (dB)	Type
1			5147.800	67.825	63.649	-6.175	74.000	4.176	PK
2			5150.000	66.481	62.312	-7.519	74.000	4.170	PK
3		*	5186.750	115.645	111.600	N/A	N/A	4.045	PK

Note: Measure Level (dB μ V/m) = Reading Level (dB μ V) + Factor (dB)

Factor (dB) = Cable Loss (dB) + Antenna Factor (dB) (dB/m) - Pre_Amplifier Gain (dB)

Site: AC1	Time: 2016/11/06 - 17:39
Limit: FCC_Part15.209_RE(3m)	Engineer: Kevin Ke
Probe: BBHA9120D_1GHz_18GHz	Polarity: Vertical
EUT: US WI-FI AP 4X4 OD ext. antenna	Power: DC 54V
Test Mode: Transmit by 802.11ac-HT40 at Channel 5190MHz Ant 2	

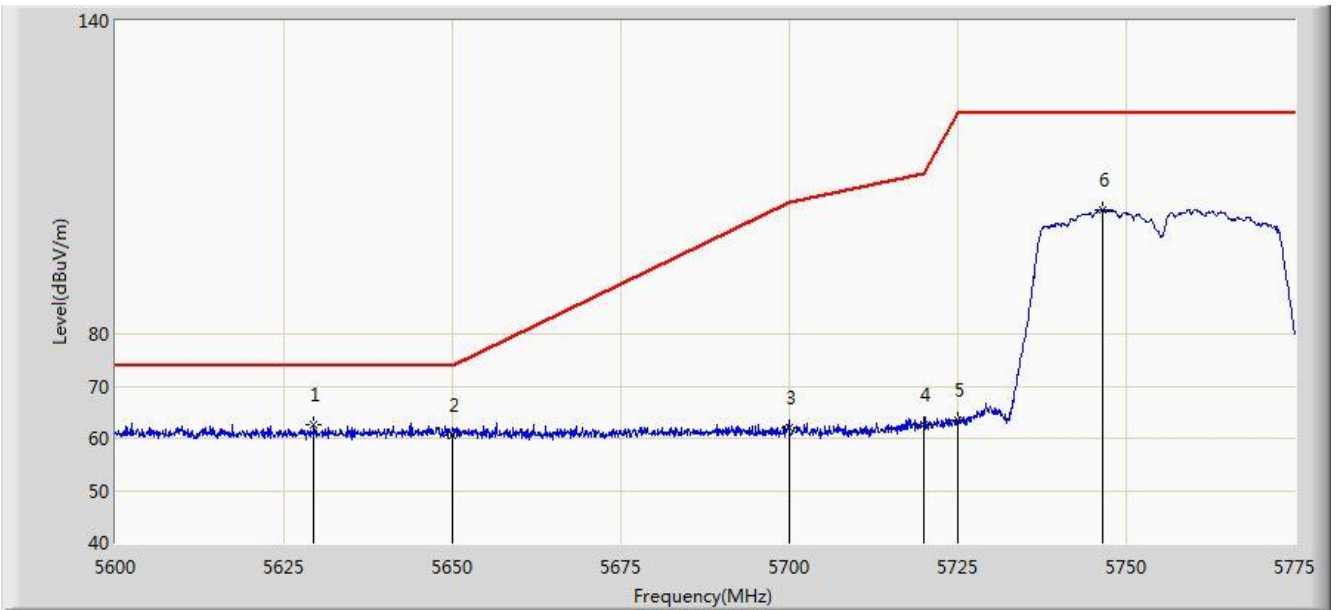


No	Flag	Mark	Frequency (MHz)	Measure Level (dBuV/m)	Reading Level (dBuV)	Margin (dB)	Limit (dBuV/m)	Factor (dB)	Type
1			5150.000	53.270	49.101	-0.730	54.000	4.170	AV
2		*	5184.000	103.355	99.300	N/A	N/A	4.055	AV

Note: Measure Level (dBμV/m) = Reading Level (dBμV) + Factor (dB)

Factor (dB) = Cable Loss (dB) + Antenna Factor (dB) (dB/m) - Pre_Amplifier Gain (dB)

Site: AC1	Time: 2016/11/06 - 18:29
Limit: FCC_Part15.407_RE(3m)	Engineer: Kevin Ke
Probe: BBHA9120D_1GHz_18GHz	Polarity: Horizontal
EUT: US WI-FI AP 4X4 OD ext. antenna	Power: DC 54V
Test Mode: Transmit by 802.11ac-HT40 at Channel 5755MHz Ant 2	

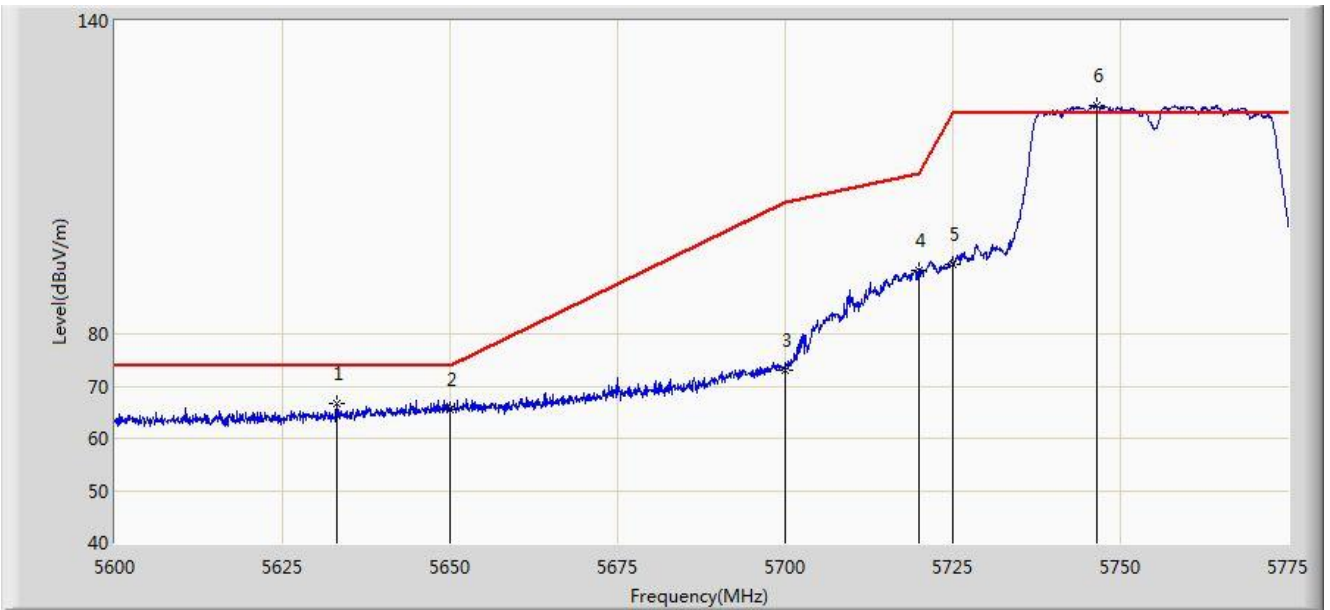


No	Flag	Mark	Frequency (MHz)	Measure Level (dBuV/m)	Reading Level (dBuV)	Margin (dB)	Limit (dBuV/m)	Factor (dB)	Type
1		*	5629.487	62.598	57.990	-11.402	74.000	4.607	PK
2			5650.000	60.682	56.011	-13.318	74.000	4.671	PK
3			5700.000	61.942	57.064	-43.258	105.200	4.878	PK
4			5720.000	62.536	57.539	-48.264	110.800	4.997	PK
5			5725.000	63.401	58.372	-58.799	122.200	5.029	PK
6			5746.562	103.857	98.693	N/A	N/A	5.164	PK

Note: Measure Level (dBuV/m) = Reading Level (dBuV) + Factor (dB)

Factor (dB) = Cable Loss (dB) + Antenna Factor (dB) (dB/m) - Pre_Amplifier Gain (dB)

Site: AC1	Time: 2016/11/06 - 18:31
Limit: FCC_Part15.407_RE(3m)	Engineer: Kevin Ke
Probe: BBHA9120D_1GHz_18GHz	Polarity: Vertical
EUT: US WI-FI AP 4X4 OD ext. antenna	Power: DC 54V
Test Mode: Transmit by 802.11ac-HT40 at Channel 5755MHz Ant 2	

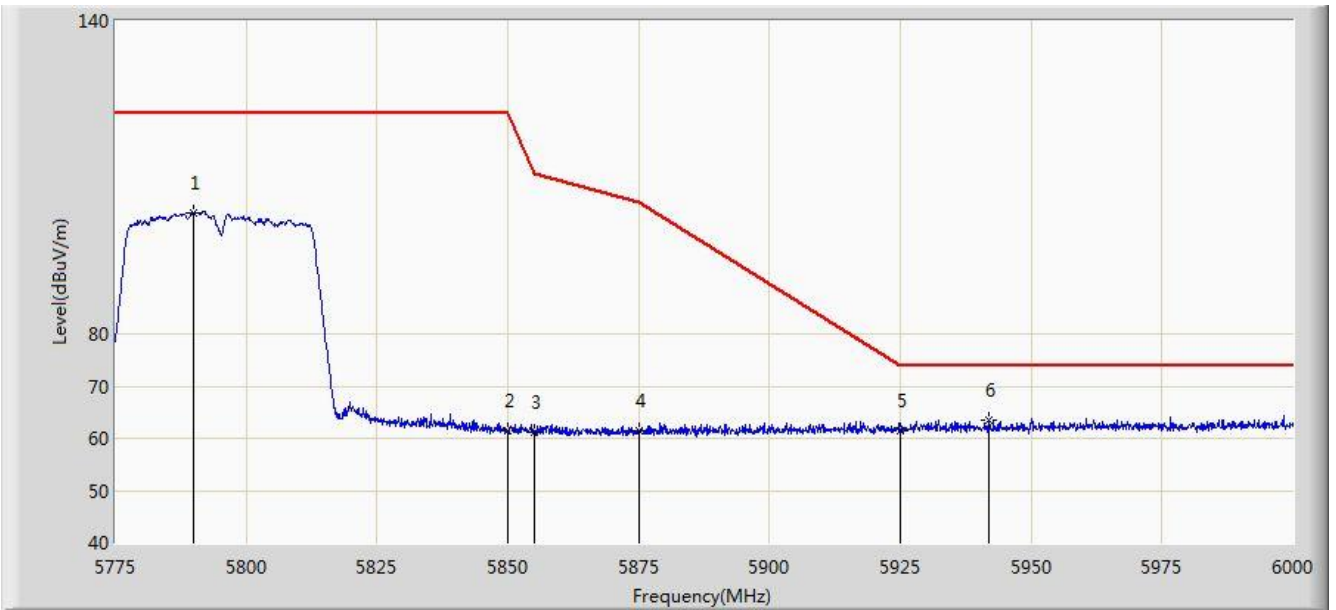


No	Flag	Mark	Frequency (MHz)	Measure Level (dBuV/m)	Reading Level (dBuV)	Margin (dB)	Limit (dBuV/m)	Factor (dB)	Type
1			5633.163	66.545	61.927	-7.455	74.000	4.618	PK
2			5650.000	65.461	60.790	-8.539	74.000	4.671	PK
3			5700.000	73.125	68.247	-32.075	105.200	4.878	PK
4			5720.000	92.141	87.144	-18.659	110.800	4.997	PK
5			5725.000	93.475	88.446	-28.725	122.200	5.029	PK
6		*	5746.388	123.797	118.634	N/A	N/A	5.163	PK

Note: Measure Level (dBuV/m) = Reading Level (dBuV) + Factor (dB)

Factor (dB) = Cable Loss (dB) + Antenna Factor (dB) (dB/m) - Pre_Amplifier Gain (dB)

Site: AC1	Time: 2016/11/06 - 18:33
Limit: FCC_Part15.407_RE(3m)	Engineer: Kevin Ke
Probe: BBHA9120D_1GHz_18GHz	Polarity: Horizontal
EUT: US WI-FI AP 4X4 OD ext. antenna	Power: DC 54V
Test Mode: Transmit by 802.11ac-HT40 at Channel 5795MHz Ant 2	

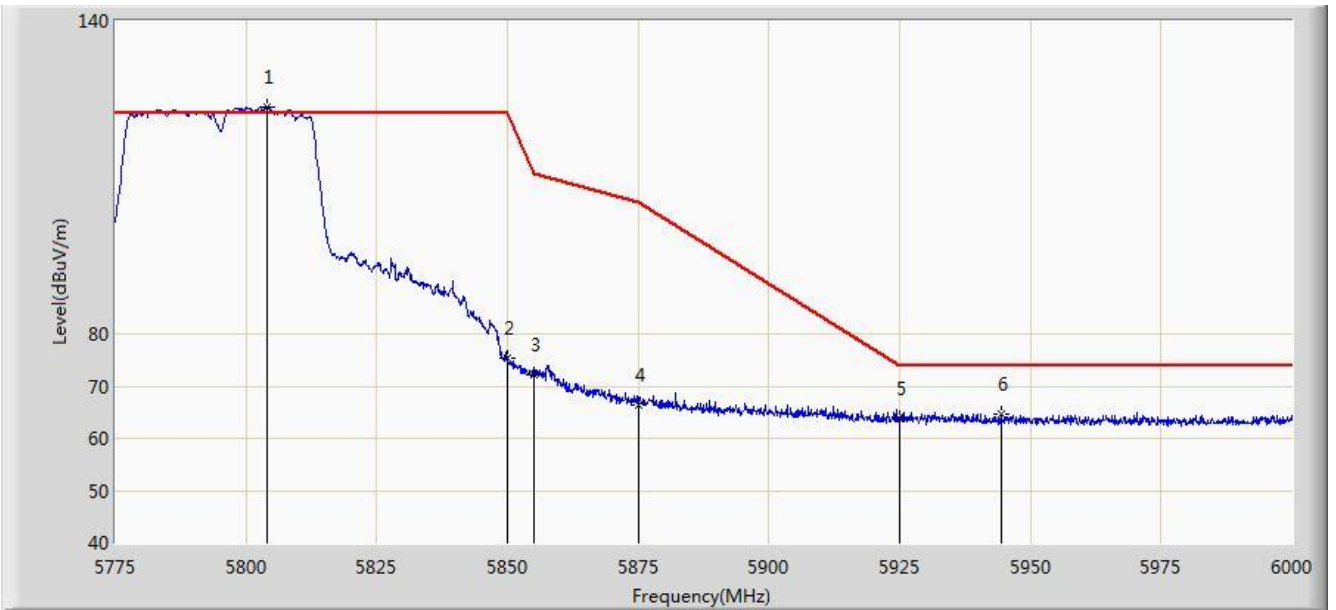


No	Flag	Mark	Frequency (MHz)	Measure Level (dBuV/m)	Reading Level (dBuV)	Margin (dB)	Limit (dBuV/m)	Factor (dB)	Type
1			5790.075	103.217	97.825	N/A	N/A	5.392	PK
2			5850.000	61.376	55.650	-60.824	122.200	5.726	PK
3			5855.000	61.099	55.353	-49.701	110.800	5.746	PK
4			5875.000	61.386	55.566	-43.814	105.200	5.820	PK
5			5925.000	61.450	55.484	-12.550	74.000	5.967	PK
6		*	5941.837	63.465	57.457	-10.535	74.000	6.008	PK

Note: Measure Level (dBuV/m) = Reading Level (dBuV) + Factor (dB)

Factor (dB) = Cable Loss (dB) + Antenna Factor (dB) (dB/m) - Pre_Amplifier Gain (dB)

Site: AC1	Time: 2016/11/06 - 18:37
Limit: FCC_Part15.407_RE(3m)	Engineer: Kevin Ke
Probe: BBHA9120D_1GHz_18GHz	Polarity: Vertical
EUT: US WI-FI AP 4X4 OD ext. antenna	Power: DC 54V
Test Mode: Transmit by 802.11ac-HT40 at Channel 5795MHz Ant 2	

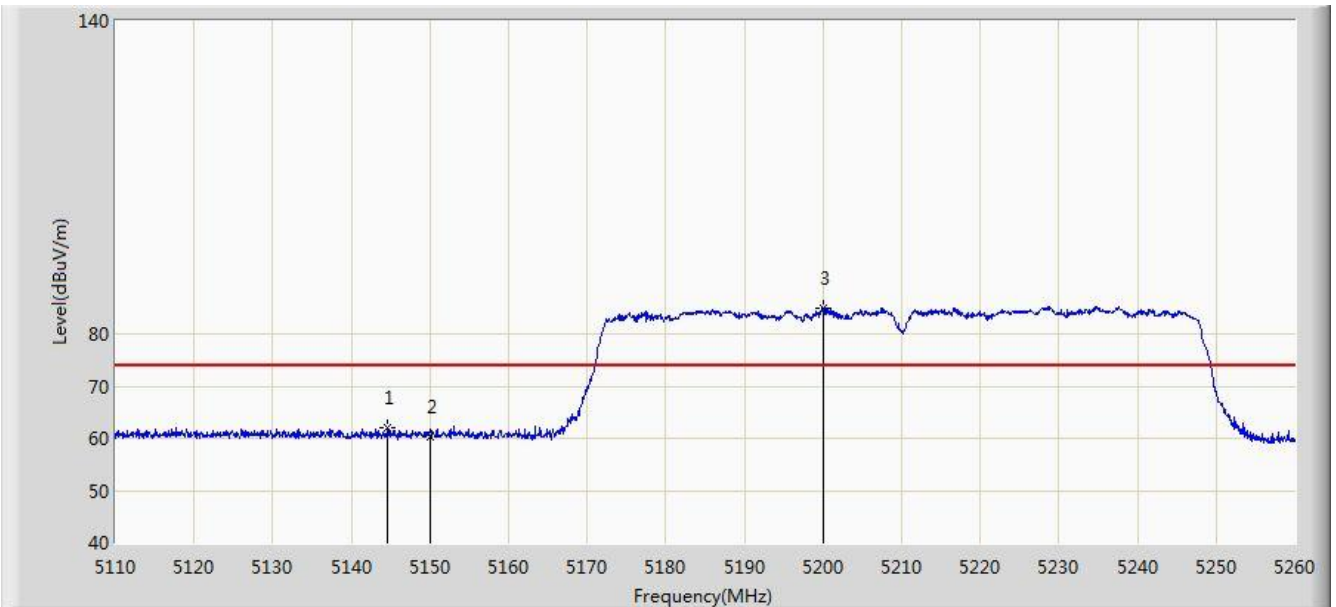


No	Flag	Mark	Frequency (MHz)	Measure Level (dBuV/m)	Reading Level (dBuV)	Margin (dB)	Limit (dBuV/m)	Factor (dB)	Type
1		*	5803.913	123.557	118.090	N/A	N/A	5.467	PK
2			5850.000	75.241	69.515	-46.959	122.200	5.726	PK
3			5855.000	72.197	66.451	-38.603	110.800	5.746	PK
4			5875.000	66.363	60.543	-38.837	105.200	5.820	PK
5			5925.000	63.892	57.926	-10.108	74.000	5.967	PK
6			5944.425	64.700	58.686	-9.300	74.000	6.015	PK

Note: Measure Level (dBuV/m) = Reading Level (dBuV) + Factor (dB)

Factor (dB) = Cable Loss (dB) + Antenna Factor (dB) (dB/m) - Pre_Amplifier Gain (dB)

Site: AC1	Time: 2016/11/06 - 18:47
Limit: FCC_Part15.209_RE(3m)	Engineer: Kevin Ke
Probe: BBHA9120D_1GHz_18GHz	Polarity: Horizontal
EUT: US WI-FI AP 4X4 OD ext. antenna	Power: DC 54V
Test Mode: Transmit by 802.11ac-HT80 at Channel 5210MHz Ant 2	

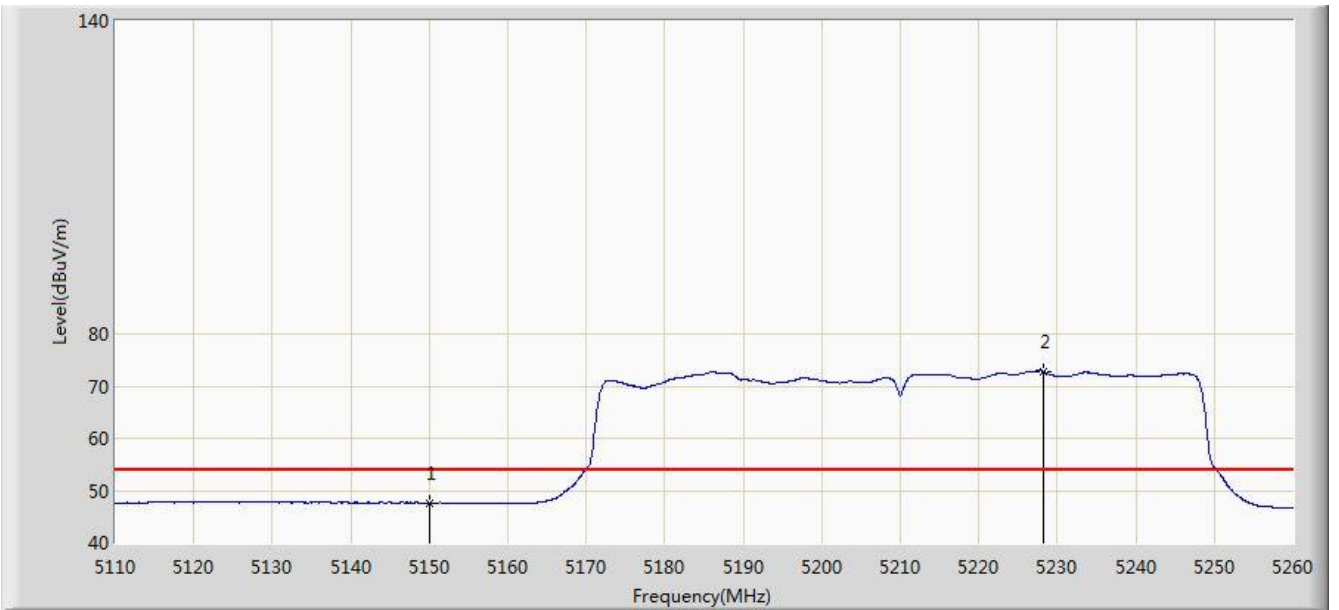


No	Flag	Mark	Frequency (MHz)	Measure Level (dBuV/m)	Reading Level (dBuV)	Margin (dB)	Limit (dBuV/m)	Factor (dB)	Type
1			5144.650	61.897	57.721	-12.103	74.000	4.176	PK
2			5150.000	60.407	56.238	-13.593	74.000	4.170	PK
3		*	5200.000	85.044	81.046	N/A	N/A	3.998	PK

Note: Measure Level (dBμV/m) = Reading Level (dBμV) + Factor (dB)

Factor (dB) = Cable Loss (dB) + Antenna Factor (dB) (dB/m) - Pre_Amplifier Gain (dB)

Site: AC1	Time: 2016/11/06 - 18:48
Limit: FCC_Part15.209_RE(3m)	Engineer: Kevin Ke
Probe: BBHA9120D_1GHz_18GHz	Polarity: Horizontal
EUT: US WI-FI AP 4X4 OD ext. antenna	Power: DC 54V
Test Mode: Transmit by 802.11ac-HT80 at Channel 5210MHz Ant 2	

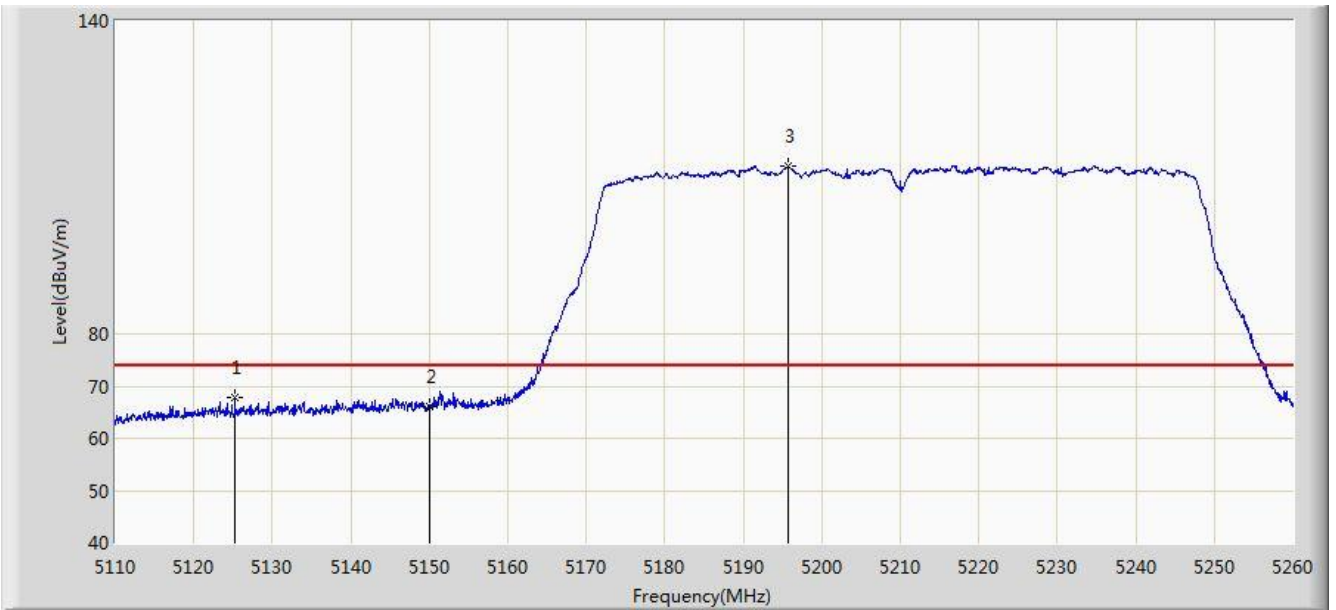


No	Flag	Mark	Frequency (MHz)	Measure Level (dBuV/m)	Reading Level (dBuV)	Margin (dB)	Limit (dBuV/m)	Factor (dB)	Type
1			5150.000	47.656	43.487	-6.344	54.000	4.170	AV
2		*	5228.200	72.824	68.909	N/A	N/A	3.914	AV

Note: Measure Level (dBμV/m) = Reading Level (dBμV) + Factor (dB)

Factor (dB) = Cable Loss (dB) + Antenna Factor (dB) (dB/m) - Pre_Amplifier Gain (dB)

Site: AC1	Time: 2016/11/06 - 18:46
Limit: FCC_Part15.209_RE(3m)	Engineer: Kevin Ke
Probe: BBHA9120D_1GHz_18GHz	Polarity: Vertical
EUT: US WI-FI AP 4X4 OD ext. antenna	Power: DC 54V
Test Mode: Transmit by 802.11ac-HT80 at Channel 5210MHz Ant 2	

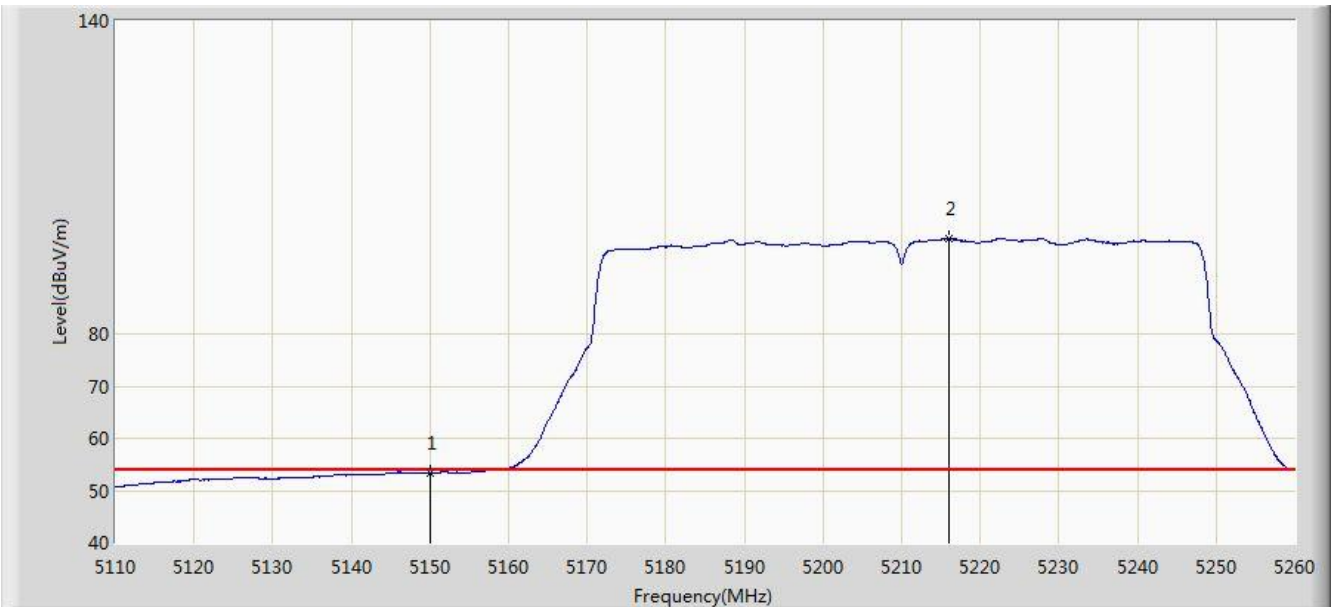


No	Flag	Mark	Frequency (MHz)	Measure Level (dBuV/m)	Reading Level (dBuV)	Margin (dB)	Limit (dBuV/m)	Factor (dB)	Type
1			5125.225	67.775	63.600	-6.225	74.000	4.175	PK
2			5150.000	66.134	61.965	-7.866	74.000	4.170	PK
3		*	5195.800	112.035	108.022	N/A	N/A	4.013	PK

Note: Measure Level (dBμV/m) = Reading Level (dBμV) + Factor (dB)

Factor (dB) = Cable Loss (dB) + Antenna Factor (dB) (dB/m) - Pre_Amplifier Gain (dB)

Site: AC1	Time: 2016/11/06 - 18:44
Limit: FCC_Part15.209_RE(3m)	Engineer: Kevin Ke
Probe: BBHA9120D_1GHz_18GHz	Polarity: Vertical
EUT: US WI-FI AP 4X4 OD ext. antenna	Power: DC 54V
Test Mode: Transmit by 802.11ac-HT80 at Channel 5210MHz Ant 2	

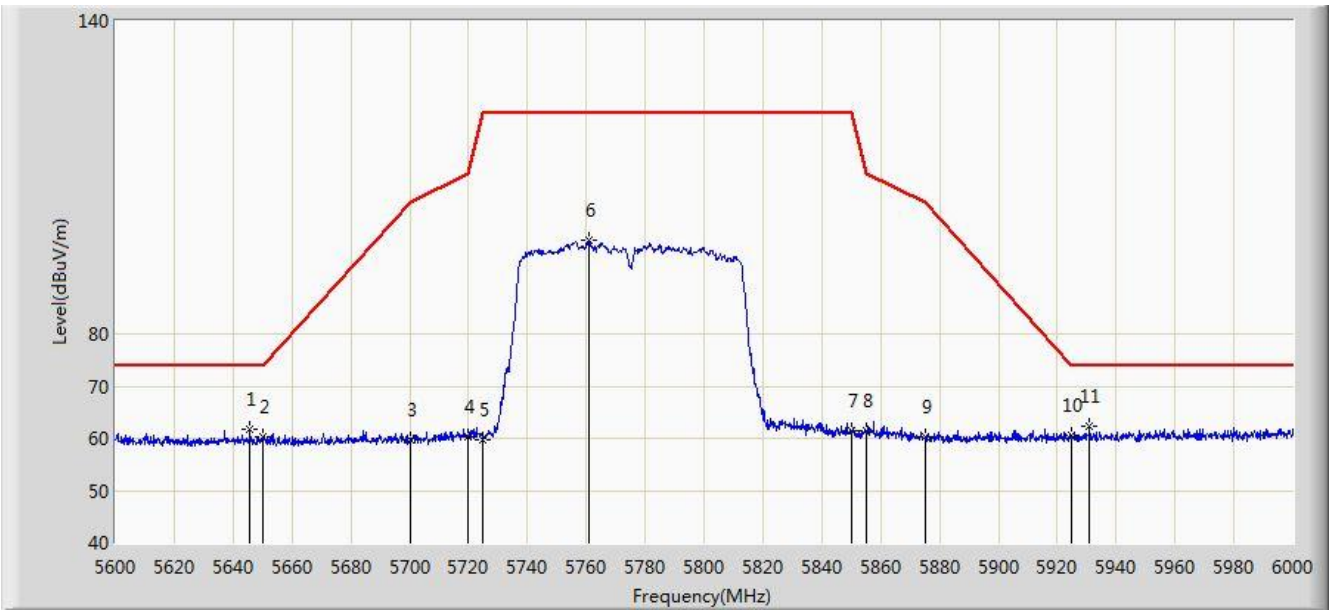


No	Flag	Mark	Frequency (MHz)	Measure Level (dBuV/m)	Reading Level (dBuV)	Margin (dB)	Limit (dBuV/m)	Factor (dB)	Type
1			5150.000	53.390	49.221	-0.610	54.000	4.170	AV
2		*	5216.050	98.237	94.286	N/A	N/A	3.951	AV

Note: Measure Level (dB μ V/m) = Reading Level (dB μ V) + Factor (dB)

Factor (dB) = Cable Loss (dB) + Antenna Factor (dB) (dB/m) - Pre_Amplifier Gain (dB)

Site: AC1	Time: 2016/11/17 - 11:50
Limit: FCC_Part15.407_RE(3m)	Engineer: Kevin Ke
Probe: BBHA9120D_1GHz_18GHz	Polarity: Horizontal
EUT: US WI-FI AP 4X4 OD ext. antenna	Power: DC 54V
Test Mode: Transmit by 802.11ac-VHT80 at Channel 5755MHz Ant 2	

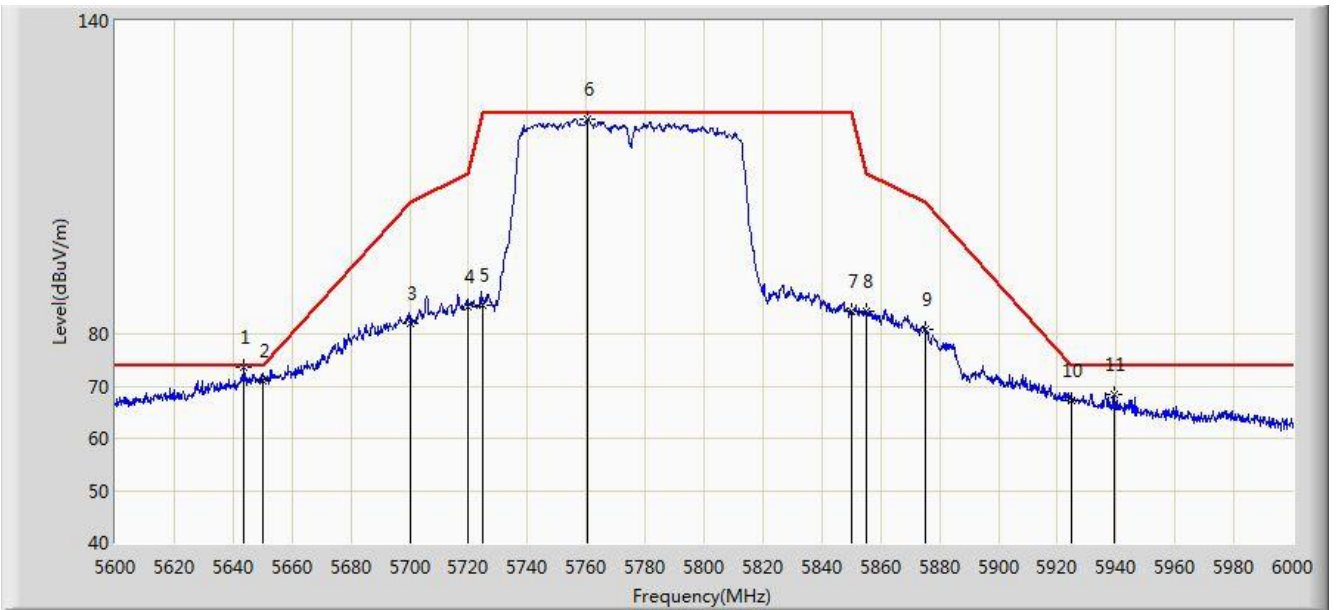


No	Flag	Mark	Frequency (MHz)	Measure Level (dBuV/m)	Reading Level (dBuV)	Margin (dB)	Limit (dBuV/m)	Factor (dB)	Type
1			5645.600	61.672	57.016	-12.328	74.000	4.657	PK
2			5650.000	60.326	55.655	-13.674	74.000	4.671	PK
3			5700.000	59.570	54.692	-45.630	105.200	4.878	PK
4			5720.000	60.306	55.309	-50.494	110.800	4.997	PK
5			5725.000	59.737	54.708	-62.463	122.200	5.029	PK
6			5760.800	97.837	92.593	N/A	N/A	5.244	PK
7			5850.000	61.377	55.651	-60.823	122.200	5.726	PK
8			5855.000	61.339	55.593	-49.461	110.800	5.746	PK
9			5875.000	60.174	54.354	-45.026	105.200	5.820	PK
10			5925.000	60.445	54.479	-13.555	74.000	5.967	PK
11		*	5931.000	62.305	56.324	-11.695	74.000	5.981	PK

Note: Measure Level (dBμV/m) = Reading Level (dBμV) + Factor (dB)

Factor (dB) = Cable Loss (dB) + Antenna Factor (dB) (dB/m) - Pre_Amplifier Gain (dB)

Site: AC1	Time: 2016/11/17 - 11:49
Limit: FCC_Part15.407_RE(3m)	Engineer: Kevin Ke
Probe: BBHA9120D_1GHz_18GHz	Polarity: Vertical
EUT: US WI-FI AP 4X4 OD ext. antenna	Power: DC 54V
Test Mode: Transmit by 802.11ac-VHT80 at Channel 5755MHz Ant 2	

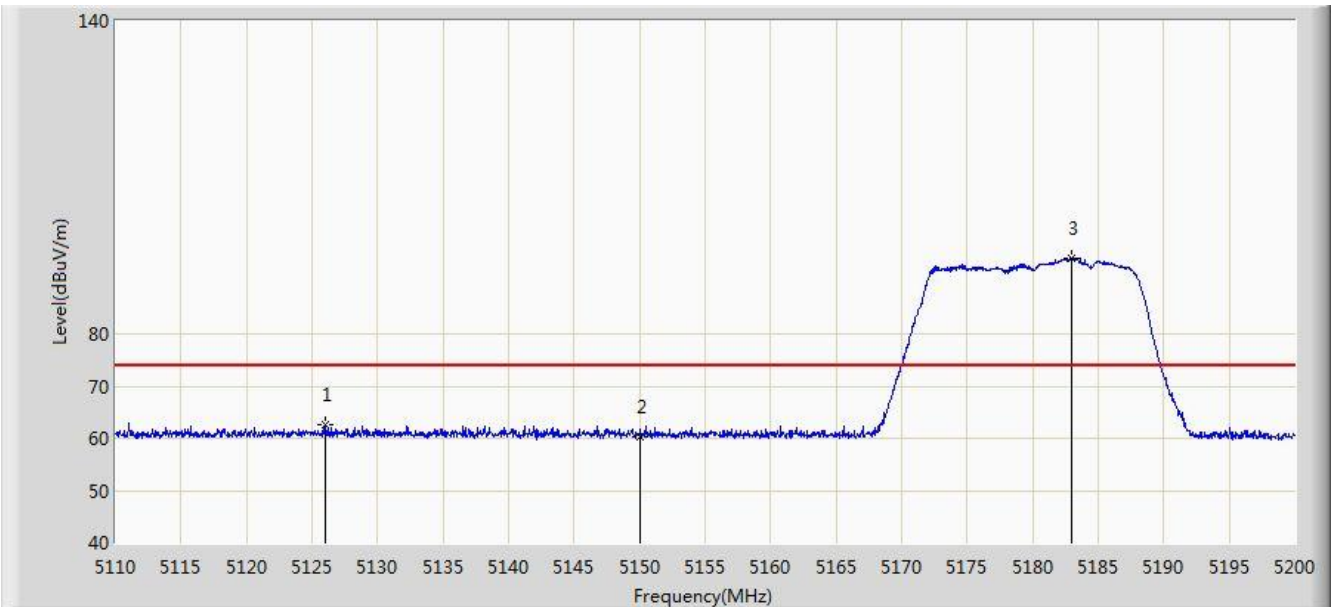


No	Flag	Mark	Frequency (MHz)	Measure Level (dBuV/m)	Reading Level (dBuV)	Margin (dB)	Limit (dBuV/m)	Factor (dB)	Type
1		*	5643.800	73.556	68.906	-0.444	74.000	4.651	PK
2			5650.000	71.145	66.474	-2.855	74.000	4.671	PK
3			5700.000	82.062	77.184	-23.138	105.200	4.878	PK
4			5720.000	85.086	80.089	-25.714	110.800	4.997	PK
5			5725.000	85.422	80.393	-36.778	122.200	5.029	PK
6			5760.600	121.286	116.043	N/A	N/A	5.244	PK
7			5850.000	84.385	78.659	-37.815	122.200	5.726	PK
8			5855.000	84.362	78.616	-26.438	110.800	5.746	PK
9			5875.000	80.953	75.133	-24.247	105.200	5.820	PK
10			5925.000	67.357	61.391	-6.643	74.000	5.967	PK
11			5939.400	68.520	62.518	-5.480	74.000	6.002	PK

Note: Measure Level (dBμV/m) = Reading Level (dBμV) + Factor (dB)

Factor (dB) = Cable Loss (dB) + Antenna Factor (dB) (dB/m) - Pre_Amplifier Gain (dB)

Site: AC1	Time: 2016/11/10 - 20:28
Limit: FCC_Part15.209_RE(3m)	Engineer: Kevin Ke
Probe: BBHA9120D_1GHz_18GHz	Polarity: Horizontal
EUT: US WI-FI AP 4X4 OD ext. antenna	Power: DC 54V
Test Mode: Transmit by 802.11a at Channel 5180MHz Ant 3	

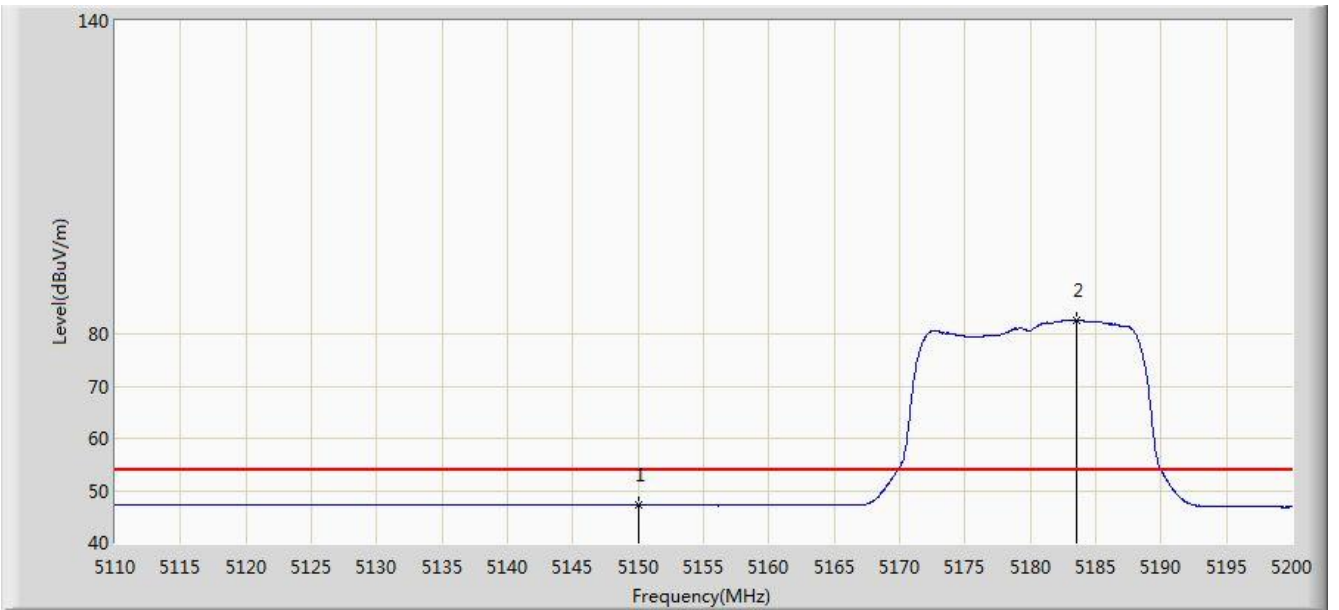


No	Flag	Mark	Frequency (MHz)	Measure Level (dBuV/m)	Reading Level (dBuV)	Margin (dB)	Limit (dBuV/m)	Factor (dB)	Type
1			5125.975	62.611	58.436	-11.389	74.000	4.175	PK
2			5150.000	60.196	56.027	-13.804	74.000	4.170	PK
3		*	5182.945	94.537	90.479	N/A	N/A	4.059	PK

Note: Measure Level (dB μ V/m) = Reading Level (dB μ V) + Factor (dB)

Factor (dB) = Cable Loss (dB) + Antenna Factor (dB) (dB/m) - Pre_Amplifier Gain (dB)

Site: AC1	Time: 2016/11/10 - 20:31
Limit: FCC_Part15.209_RE(3m)	Engineer: Kevin Ke
Probe: BBHA9120D_1GHz_18GHz	Polarity: Horizontal
EUT: US WI-FI AP 4X4 OD ext. antenna	Power: DC 54V
Test Mode: Transmit by 802.11a at Channel 5180MHz Ant 3	

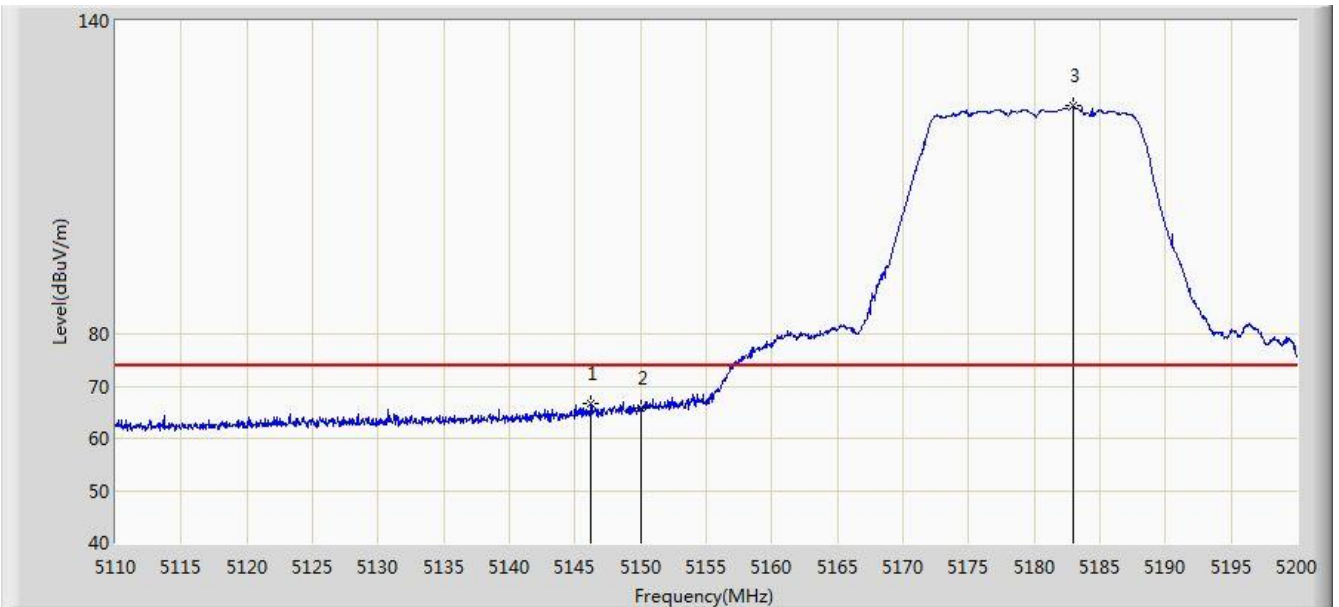


No	Flag	Mark	Frequency (MHz)	Measure Level (dBuV/m)	Reading Level (dBuV)	Margin (dB)	Limit (dBuV/m)	Factor (dB)	Type
1			5150.000	47.191	43.022	-6.809	54.000	4.170	AV
2		*	5183.575	82.516	78.460	N/A	N/A	4.057	AV

Note: Measure Level (dBμV/m) = Reading Level (dBμV) + Factor (dB)

Factor (dB) = Cable Loss (dB) + Antenna Factor (dB) (dB/m) - Pre_Amplifier Gain (dB)

Site: AC1	Time: 2016/11/10 - 20:27
Limit: FCC_Part15.209_RE(3m)	Engineer: Kevin Ke
Probe: BBHA9120D_1GHz_18GHz	Polarity: Vertical
EUT: US WI-FI AP 4X4 OD ext. antenna	Power: DC 54V
Test Mode: Transmit by 802.11a at Channel 5180MHz Ant 3	

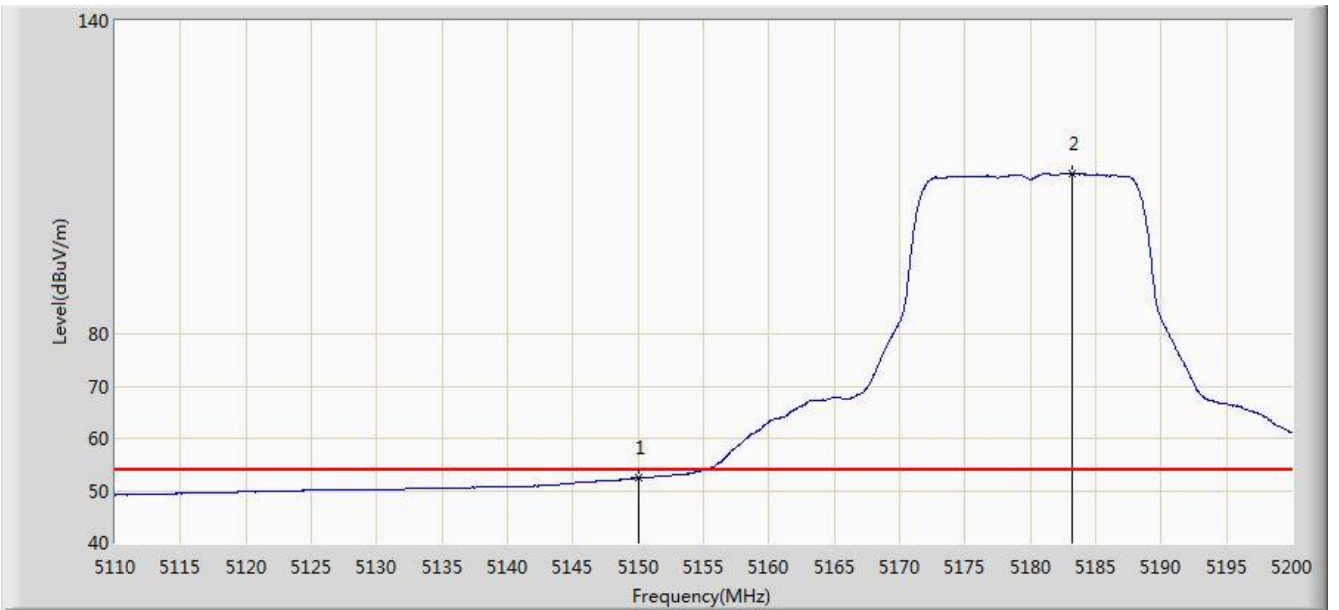


No	Flag	Mark	Frequency (MHz)	Measure Level (dBuV/m)	Reading Level (dBuV)	Margin (dB)	Limit (dBuV/m)	Factor (dB)	Type
1			5146.225	66.775	62.599	-7.225	74.000	4.176	PK
2			5150.000	65.695	61.526	-8.305	74.000	4.170	PK
3		*	5182.990	123.768	119.710	N/A	N/A	4.059	PK

Note: Measure Level (dB μ V/m) = Reading Level (dB μ V) + Factor (dB)

Factor (dB) = Cable Loss (dB) + Antenna Factor (dB) (dB/m) - Pre_Amplifier Gain (dB)

Site: AC1	Time: 2016/11/10 - 20:23
Limit: FCC_Part15.209_RE(3m)	Engineer: Kevin Ke
Probe: BBHA9120D_1GHz_18GHz	Polarity: Vertical
EUT: US WI-FI AP 4X4 OD ext. antenna	Power: DC 54V
Test Mode: Transmit by 802.11a at Channel 5180MHz Ant 3	

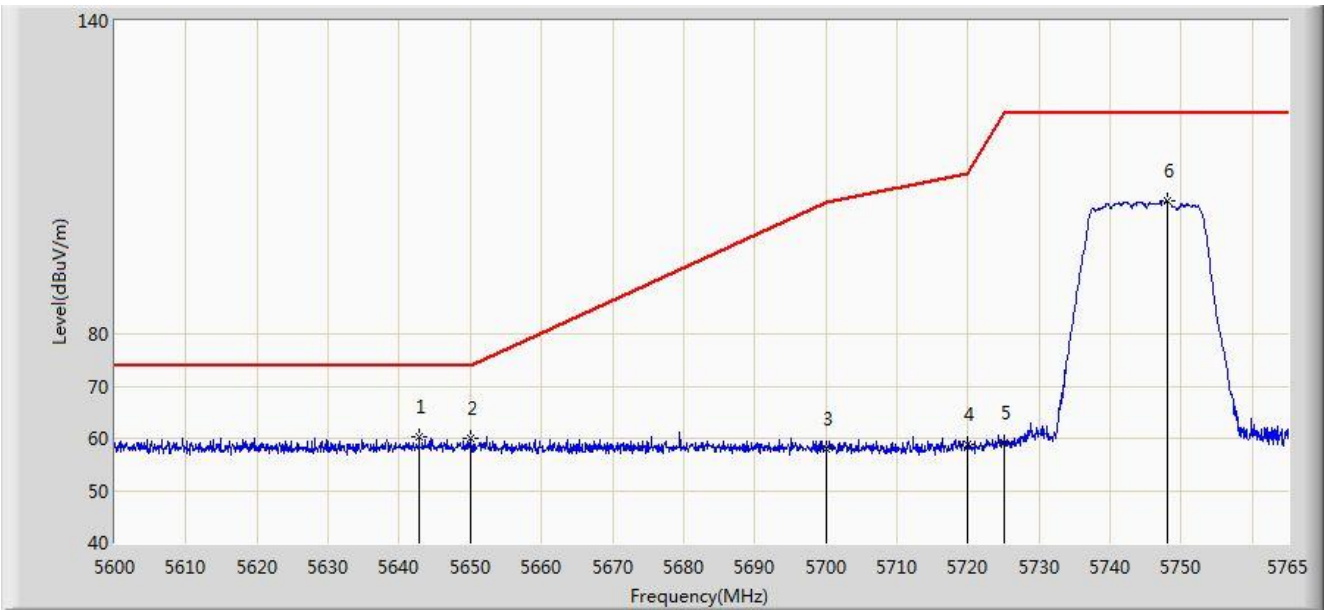


No	Flag	Mark	Frequency (MHz)	Measure Level (dBuV/m)	Reading Level (dBuV)	Margin (dB)	Limit (dBuV/m)	Factor (dB)	Type
1			5150.000	52.361	48.192	-1.639	54.000	4.170	AV
2	X	*	5183.170	110.810	106.752	N/A	N/A	4.057	AV

Note: Measure Level (dBμV/m) = Reading Level (dBμV) + Factor (dB)

Factor (dB) = Cable Loss (dB) + Antenna Factor (dB) (dB/m) - Pre_Amplifier Gain (dB)

Site: AC1	Time: 2016/11/10 - 21:46
Limit: FCC_Part15.407_RE(3m)	Engineer: Kevin Ke
Probe: BBHA9120D_1GHz_18GHz	Polarity: Horizontal
EUT: US WI-FI AP 4X4 OD ext. antenna	Power: DC 54V
Test Mode: Transmit by 802.11a at Channel 5745MHz Ant 3	

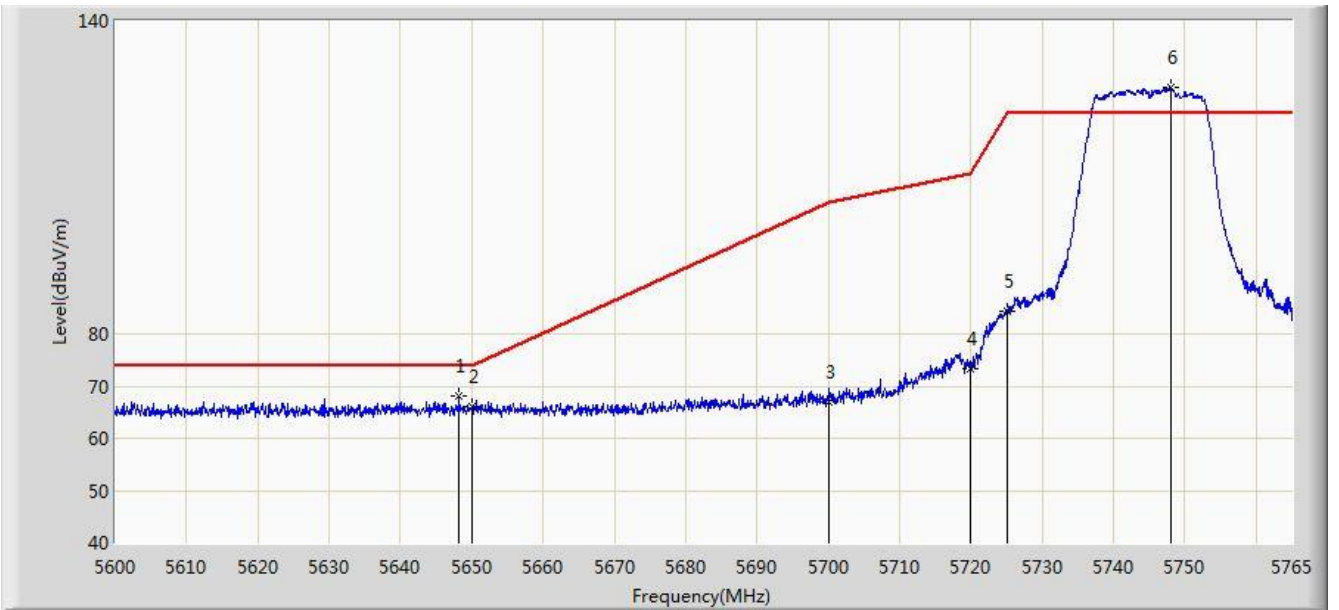


No	Flag	Mark	Frequency (MHz)	Measure Level (dBuV/m)	Reading Level (dBuV)	Margin (dB)	Limit (dBuV/m)	Factor (dB)	Type
1		*	5642.817	60.395	55.748	-13.605	74.000	4.646	PK
2			5650.000	59.920	55.249	-14.080	74.000	4.671	PK
3			5700.000	58.029	53.151	-47.171	105.200	4.878	PK
4			5720.000	58.818	53.821	-51.982	110.800	4.997	PK
5			5725.000	59.060	54.031	-63.140	122.200	5.029	PK
6			5748.005	105.479	100.307	N/A	N/A	5.172	PK

Note: Measure Level (dBuV/m) = Reading Level (dBuV) + Factor (dB)

Factor (dB) = Cable Loss (dB) + Antenna Factor (dB) (dB/m) - Pre_Amplifier Gain (dB)

Site: AC1	Time: 2016/11/10 - 21:47
Limit: FCC_Part15.407_RE(3m)	Engineer: Kevin Ke
Probe: BBHA9120D_1GHz_18GHz	Polarity: Vertical
EUT: US WI-FI AP 4X4 OD ext. antenna	Power: DC 54V
Test Mode: Transmit by 802.11a at Channel 5745MHz Ant 3	

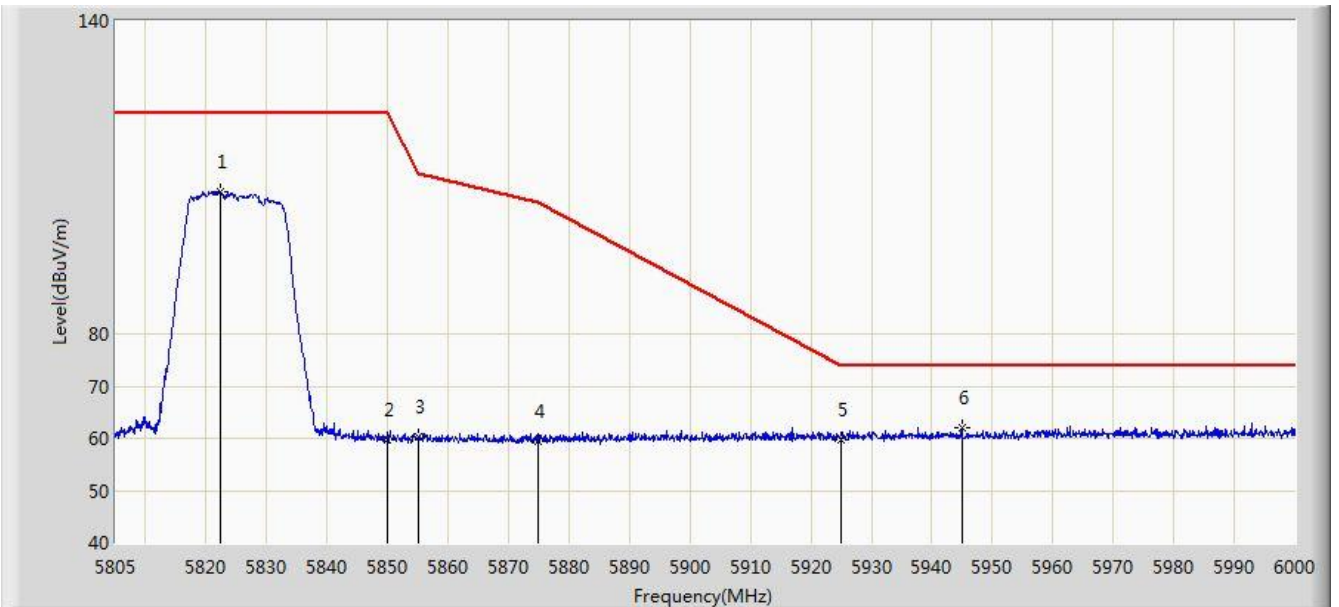


No	Flag	Mark	Frequency (MHz)	Measure Level (dBuV/m)	Reading Level (dBuV)	Margin (dB)	Limit (dBuV/m)	Factor (dB)	Type
1			5648.263	68.174	63.509	-5.826	74.000	4.665	PK
2			5650.000	66.172	61.501	-7.828	74.000	4.671	PK
3			5700.000	67.036	62.158	-38.164	105.200	4.878	PK
4			5720.000	73.347	68.350	-37.453	110.800	4.997	PK
5			5725.000	84.312	79.283	-37.888	122.200	5.029	PK
6		*	5748.087	127.167	121.995	N/A	N/A	5.172	PK

Note: Measure Level (dBuV/m) = Reading Level (dBuV) + Factor (dB)

Factor (dB) = Cable Loss (dB) + Antenna Factor (dB) (dB/m) - Pre_Amplifier Gain (dB)

Site: AC1	Time: 2016/11/10 - 21:49
Limit: FCC_Part15.407_RE(3m)	Engineer: Kevin Ke
Probe: BBHA9120D_1GHz_18GHz	Polarity: Horizontal
EUT: US WI-FI AP 4X4 OD ext. antenna	Power: DC 54V
Test Mode: Transmit by 802.11a at Channel 5825MHz Ant 3	

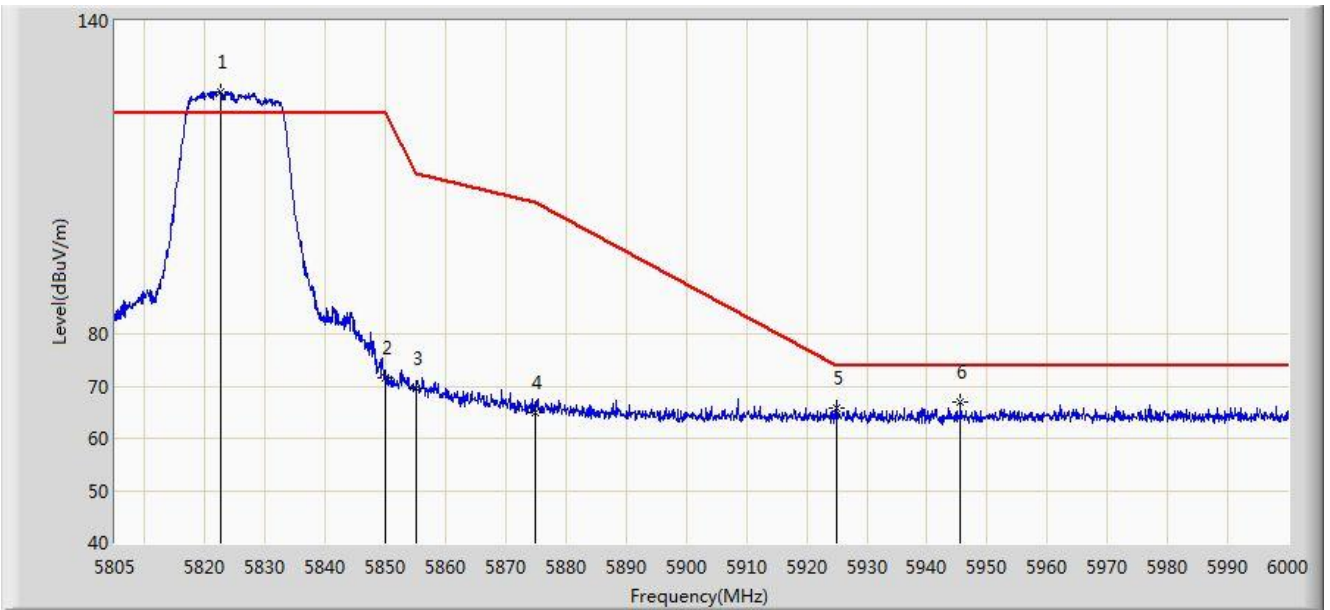


No	Flag	Mark	Frequency (MHz)	Measure Level (dBuV/m)	Reading Level (dBuV)	Margin (dB)	Limit (dBuV/m)	Factor (dB)	Type
1			5822.257	107.330	101.758	N/A	N/A	5.572	PK
2			5850.000	59.635	53.909	-62.565	122.200	5.726	PK
3			5855.000	60.230	54.484	-50.570	110.800	5.746	PK
4			5875.000	59.500	53.680	-45.700	105.200	5.820	PK
5			5925.000	59.835	53.869	-14.165	74.000	5.967	PK
6		*	5944.913	61.930	55.915	-12.070	74.000	6.016	PK

Note: Measure Level (dBμV/m) = Reading Level (dBμV) + Factor (dB)

Factor (dB) = Cable Loss (dB) + Antenna Factor (dB) (dB/m) - Pre_Amplifier Gain (dB)

Site: AC1	Time: 2016/11/10 - 21:53
Limit: FCC_Part15.407_RE(3m)	Engineer: Kevin Ke
Probe: BBHA9120D_1GHz_18GHz	Polarity: Vertical
EUT: US WI-FI AP 4X4 OD ext. antenna	Power: DC 54V
Test Mode: Transmit by 802.11a at Channel 5825MHz Ant 3	

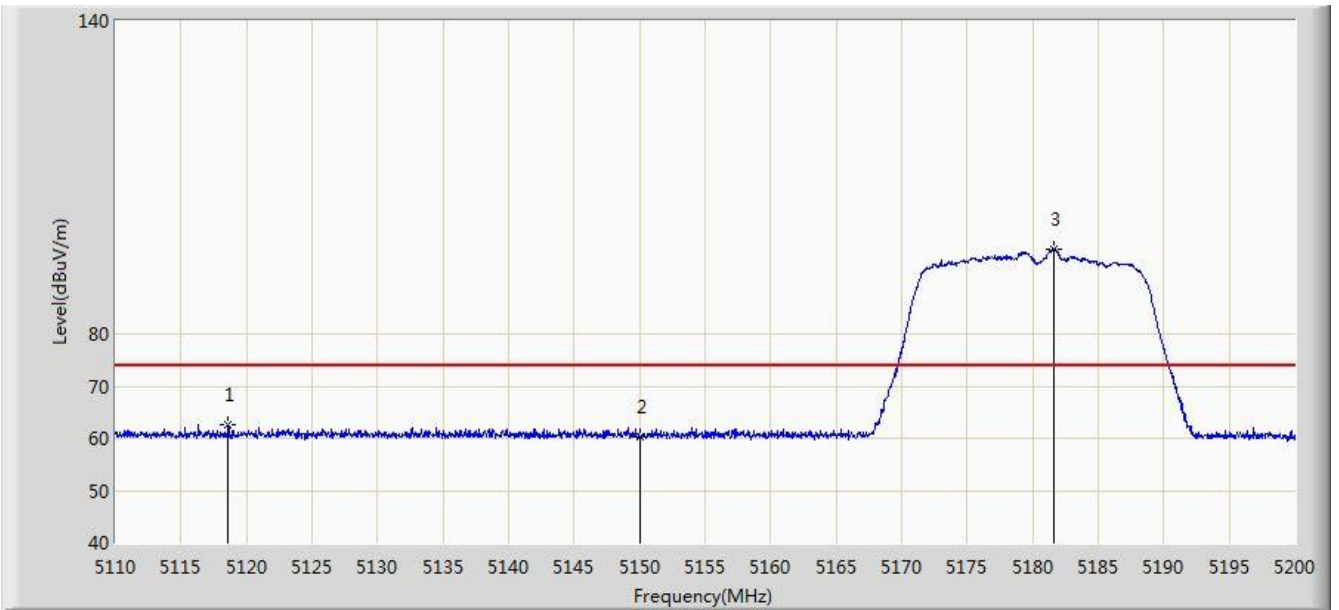


No	Flag	Mark	Frequency (MHz)	Measure Level (dBuV/m)	Reading Level (dBuV)	Margin (dB)	Limit (dBuV/m)	Factor (dB)	Type
1		*	5822.550	126.300	120.726	N/A	N/A	5.573	PK
2			5850.000	71.490	65.764	-50.710	122.200	5.726	PK
3			5855.000	69.446	63.700	-41.354	110.800	5.746	PK
4			5875.000	64.832	59.012	-40.368	105.200	5.820	PK
5			5925.000	65.823	59.857	-8.177	74.000	5.967	PK
6			5945.595	66.928	60.911	-7.072	74.000	6.018	PK

Note: Measure Level (dBuV/m) = Reading Level (dBuV) + Factor (dB)

Factor (dB) = Cable Loss (dB) + Antenna Factor (dB) (dB/m) - Pre_Amplifier Gain (dB)

Site: AC1	Time: 2016/11/10 - 22:02
Limit: FCC_Part15.209_RE(3m)	Engineer: Kevin Ke
Probe: BBHA9120D_1GHz_18GHz	Polarity: Horizontal
EUT: US WI-FI AP 4X4 OD ext. antenna	Power: DC 54V
Test Mode: Transmit by 802.11n-HT20 at Channel 5180MHz Ant 3	

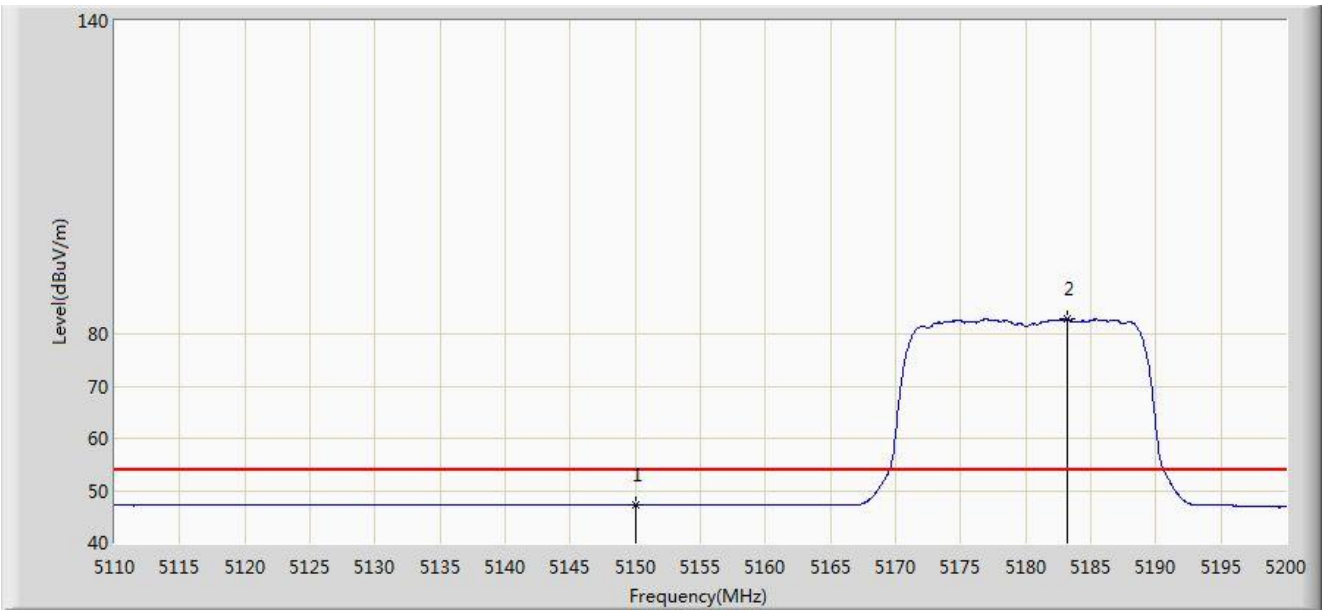


No	Flag	Mark	Frequency (MHz)	Measure Level (dBuV/m)	Reading Level (dBuV)	Margin (dB)	Limit (dBuV/m)	Factor (dB)	Type
1			5118.595	62.663	58.488	-11.337	74.000	4.174	PK
2			5150.000	60.215	56.046	-13.785	74.000	4.170	PK
3		*	5181.595	96.144	92.081	N/A	N/A	4.063	PK

Note: Measure Level (dBμV/m) = Reading Level (dBμV) + Factor (dB)

Factor (dB) = Cable Loss (dB) + Antenna Factor (dB) (dB/m) - Pre_Amplifier Gain (dB)

Site: AC1	Time: 2016/11/10 - 22:05
Limit: FCC_Part15.209_RE(3m)	Engineer: Kevin Ke
Probe: BBHA9120D_1GHz_18GHz	Polarity: Horizontal
EUT: US WI-FI AP 4X4 OD ext. antenna	Power: DC 54V
Test Mode: Transmit by 802.11n-HT20 at Channel 5180MHz Ant 3	

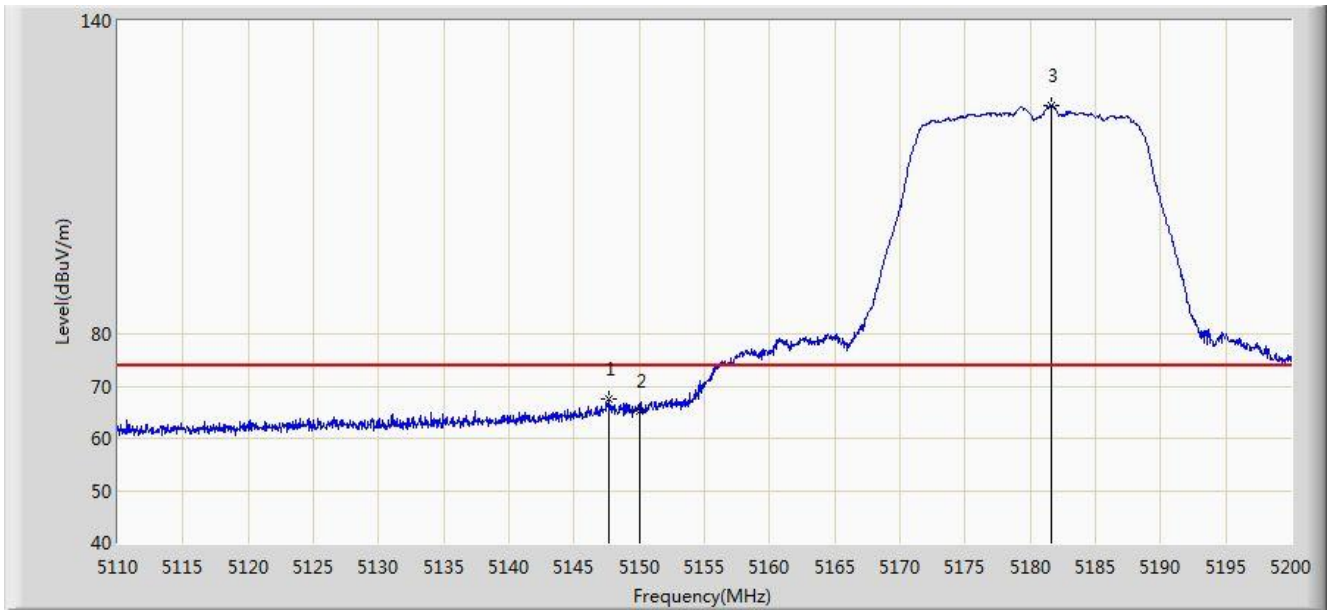


No	Flag	Mark	Frequency (MHz)	Measure Level (dBuV/m)	Reading Level (dBuV)	Margin (dB)	Limit (dBuV/m)	Factor (dB)	Type
1			5150.000	47.215	43.046	-6.785	54.000	4.170	AV
2		*	5183.170	82.761	78.703	N/A	N/A	4.057	AV

Note: Measure Level (dBμV/m) = Reading Level (dBμV) + Factor (dB)

Factor (dB) = Cable Loss (dB) + Antenna Factor (dB) (dB/m) - Pre_Amplifier Gain (dB)

Site: AC1	Time: 2016/11/10 - 22:01
Limit: FCC_Part15.209_RE(3m)	Engineer: Kevin Ke
Probe: BBHA9120D_1GHz_18GHz	Polarity: Vertical
EUT: US WI-FI AP 4X4 OD ext. antenna	Power: DC 54V
Test Mode: Transmit by 802.11n-HT20 at Channel 5180MHz Ant 3	

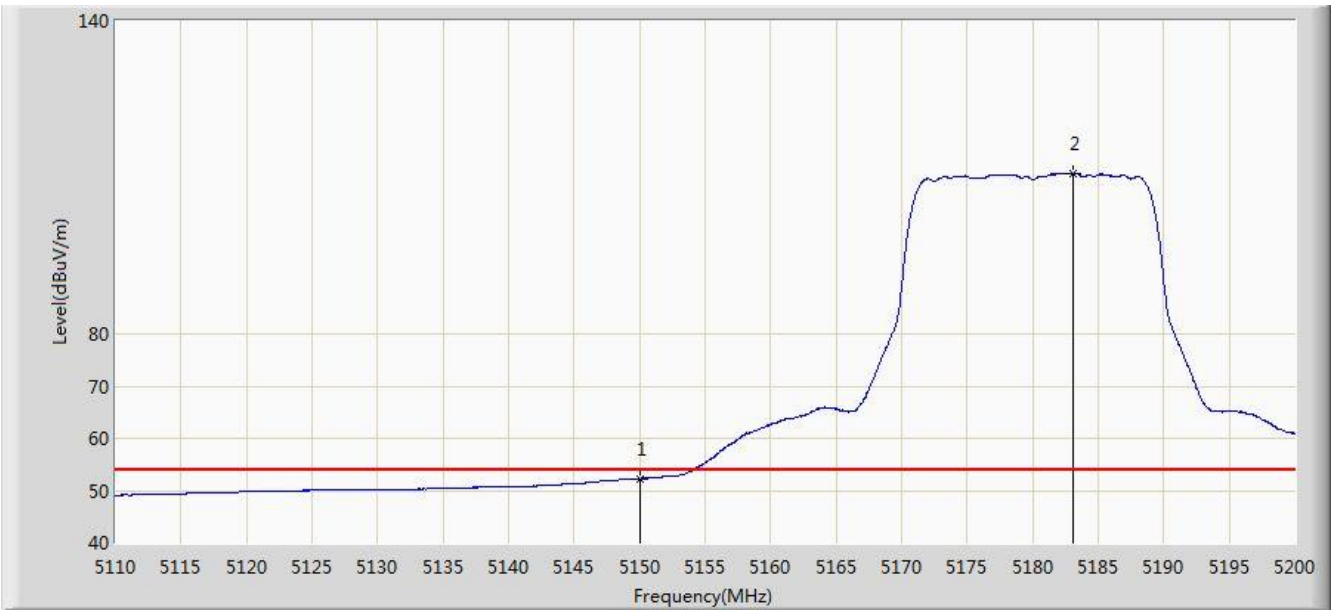


No	Flag	Mark	Frequency (MHz)	Measure Level (dBuV/m)	Reading Level (dBuV)	Margin (dB)	Limit (dBuV/m)	Factor (dB)	Type
1			5147.710	67.551	63.375	-6.449	74.000	4.176	PK
2			5150.000	65.126	60.957	-8.874	74.000	4.170	PK
3		*	5181.595	123.860	119.797	N/A	N/A	4.063	PK

Note: Measure Level (dB μ V/m) = Reading Level (dB μ V) + Factor (dB)

Factor (dB) = Cable Loss (dB) + Antenna Factor (dB) (dB/m) - Pre_Amplifier Gain (dB)

Site: AC1	Time: 2016/11/10 - 21:59
Limit: FCC_Part15.209_RE(3m)	Engineer: Kevin Ke
Probe: BBHA9120D_1GHz_18GHz	Polarity: Vertical
EUT: US WI-FI AP 4X4 OD ext. antenna	Power: DC 54V
Test Mode: Transmit by 802.11n-HT20 at Channel 5180MHz Ant 3	

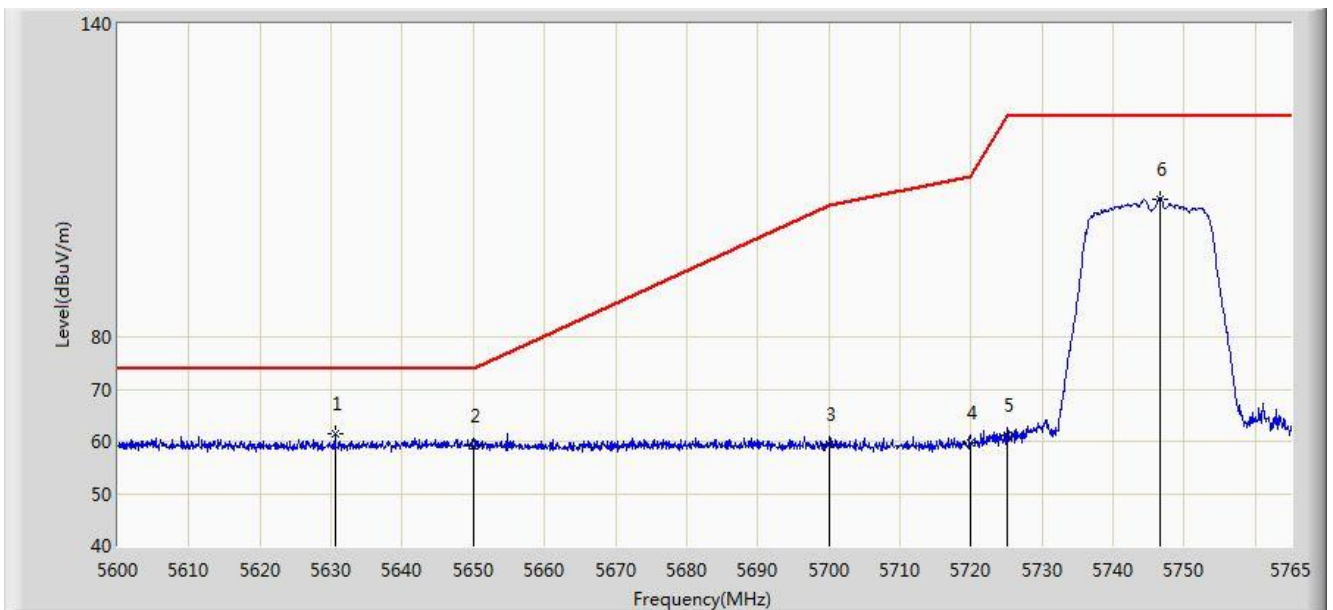


No	Flag	Mark	Frequency (MHz)	Measure Level (dBuV/m)	Reading Level (dBuV)	Margin (dB)	Limit (dBuV/m)	Factor (dB)	Type
1			5150.000	52.233	48.064	-1.767	54.000	4.170	AV
2	X	*	5183.035	110.694	106.636	N/A	N/A	4.057	AV

Note: Measure Level (dBμV/m) = Reading Level (dBμV) + Factor (dB)

Factor (dB) = Cable Loss (dB) + Antenna Factor (dB) (dB/m) - Pre_Amplifier Gain (dB)

Site: AC1	Time: 2016/11/10 - 22:32
Limit: FCC_Part15.407_RE(3m)	Engineer: Kevin Ke
Probe: BBHA9120D_1GHz_18GHz	Polarity: Horizontal
EUT: US WI-FI AP 4X4 OD ext. antenna	Power: DC 54V
Test Mode: Transmit by 802.11n-HT20 at Channel 5745MHz Ant 3	

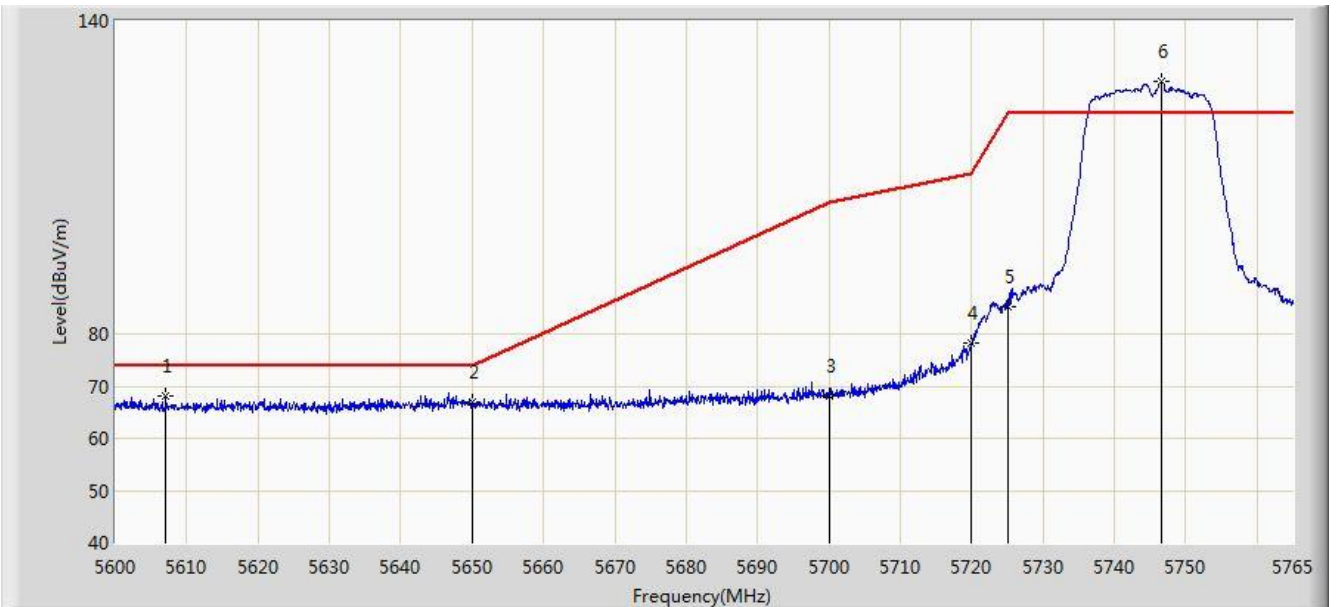


No	Flag	Mark	Frequency (MHz)	Measure Level (dBuV/m)	Reading Level (dBuV)	Margin (dB)	Limit (dBuV/m)	Factor (dB)	Type
1		*	5630.525	61.420	56.809	-12.580	74.000	4.611	PK
2			5650.000	59.124	54.453	-14.876	74.000	4.671	PK
3			5700.000	59.550	54.672	-45.650	105.200	4.878	PK
4			5720.000	59.572	54.575	-51.228	110.800	4.997	PK
5			5725.000	61.067	56.038	-61.133	122.200	5.029	PK
6			5746.685	106.490	101.325	N/A	N/A	5.165	PK

Note: Measure Level (dBuV/m) = Reading Level (dBuV) + Factor (dB)

Factor (dB) = Cable Loss (dB) + Antenna Factor (dB) (dB/m) - Pre_Amplifier Gain (dB)

Site: AC1	Time: 2016/11/10 - 22:34
Limit: FCC_Part15.407_RE(3m)	Engineer: Kevin Ke
Probe: BBHA9120D_1GHz_18GHz	Polarity: Vertical
EUT: US WI-FI AP 4X4 OD ext. antenna	Power: DC 54V
Test Mode: Transmit by 802.11n-HT20 at Channel 5745MHz Ant 3	

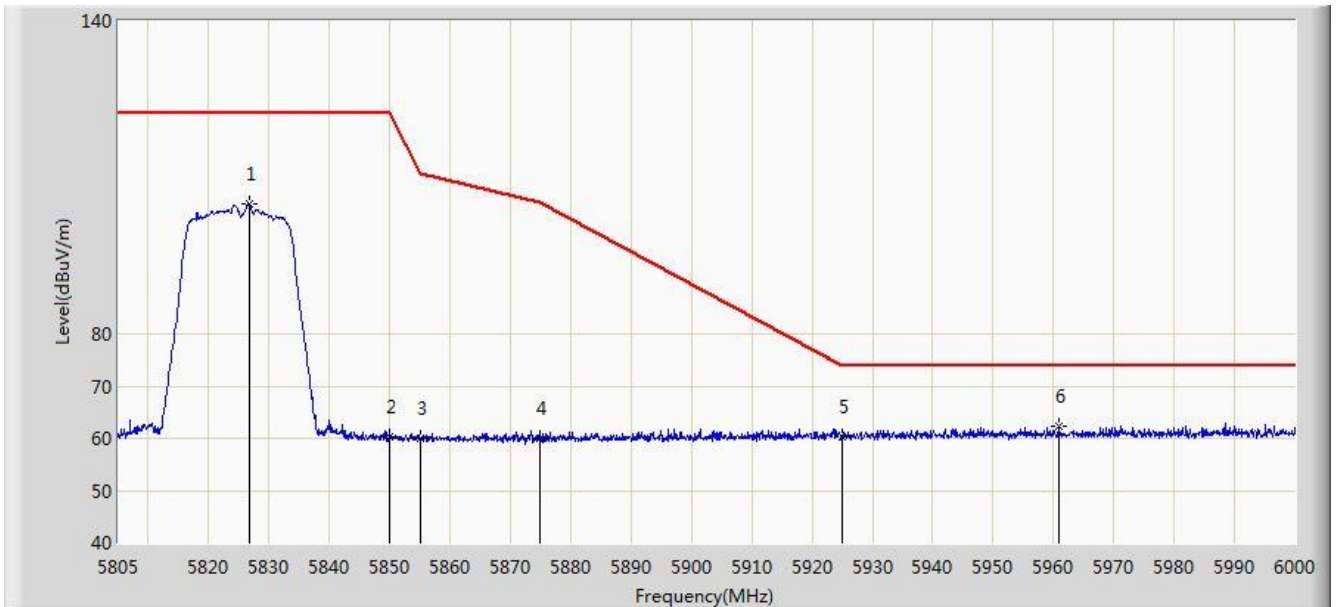


No	Flag	Mark	Frequency (MHz)	Measure Level (dBuV/m)	Reading Level (dBuV)	Margin (dB)	Limit (dBuV/m)	Factor (dB)	Type
1			5607.095	67.978	63.435	-6.022	74.000	4.544	PK
2			5650.000	66.880	62.209	-7.120	74.000	4.671	PK
3			5700.000	68.169	63.291	-37.031	105.200	4.878	PK
4			5720.000	78.228	73.231	-32.572	110.800	4.997	PK
5			5725.000	85.172	80.143	-37.028	122.200	5.029	PK
6		*	5746.685	128.309	123.144	N/A	N/A	5.165	PK

Note: Measure Level (dBuV/m) = Reading Level (dBuV) + Factor (dB)

Factor (dB) = Cable Loss (dB) + Antenna Factor (dB) (dB/m) - Pre_Amplifier Gain (dB)

Site: AC1	Time: 2016/11/10 - 22:36
Limit: FCC_Part15.407_RE(3m)	Engineer: Kevin Ke
Probe: BBHA9120D_1GHz_18GHz	Polarity: Horizontal
EUT: US WI-FI AP 4X4 OD ext. antenna	Power: DC 54V
Test Mode: Transmit by 802.11n-HT20 at Channel 5825MHz Ant 3	

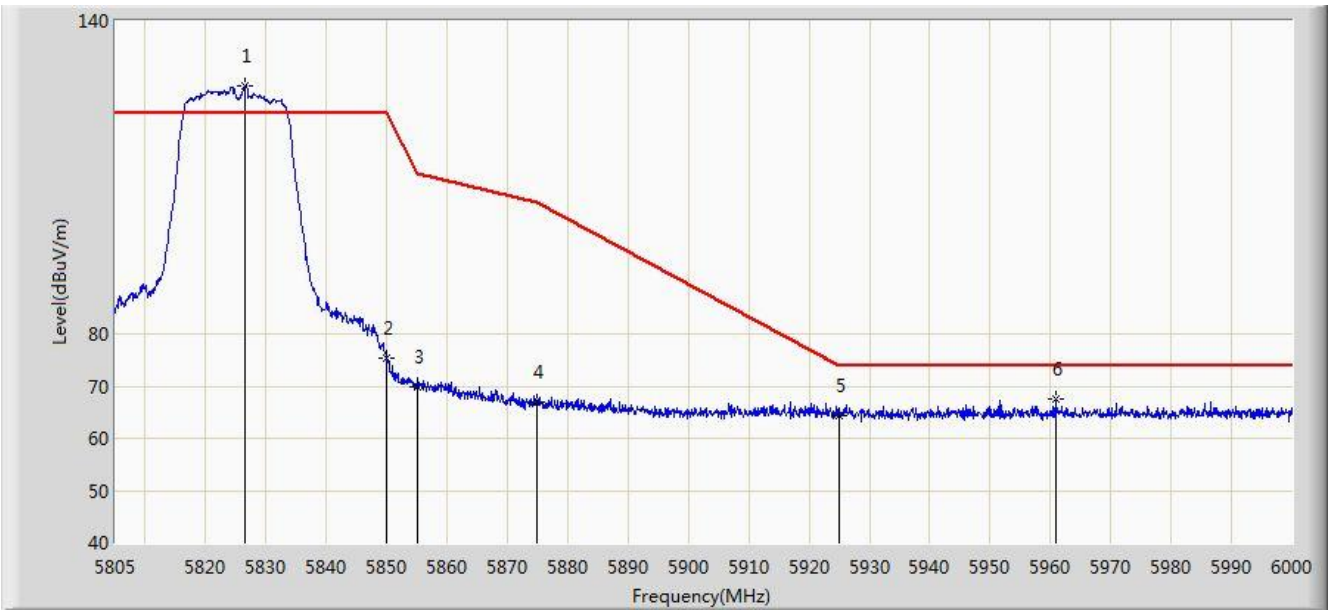


No	Flag	Mark	Frequency (MHz)	Measure Level (dBuV/m)	Reading Level (dBuV)	Margin (dB)	Limit (dBuV/m)	Factor (dB)	Type
1			5826.743	104.889	99.291	N/A	N/A	5.599	PK
2			5850.000	60.360	54.634	-61.840	122.200	5.726	PK
3			5855.000	59.928	54.182	-50.872	110.800	5.746	PK
4			5875.000	59.931	54.111	-45.269	105.200	5.820	PK
5			5925.000	60.204	54.238	-13.796	74.000	5.967	PK
6		*	5960.805	62.231	56.186	-11.769	74.000	6.045	PK

Note: Measure Level (dB μ V/m) = Reading Level (dB μ V) + Factor (dB)

Factor (dB) = Cable Loss (dB) + Antenna Factor (dB) (dB/m) - Pre_Amplifier Gain (dB)

Site: AC1	Time: 2016/11/10 - 22:39
Limit: FCC_Part15.407_RE(3m)	Engineer: Kevin Ke
Probe: BBHA9120D_1GHz_18GHz	Polarity: Vertical
EUT: US WI-FI AP 4X4 OD ext. antenna	Power: DC 54V
Test Mode: Transmit by 802.11n-HT20 at Channel 5825MHz Ant 3	

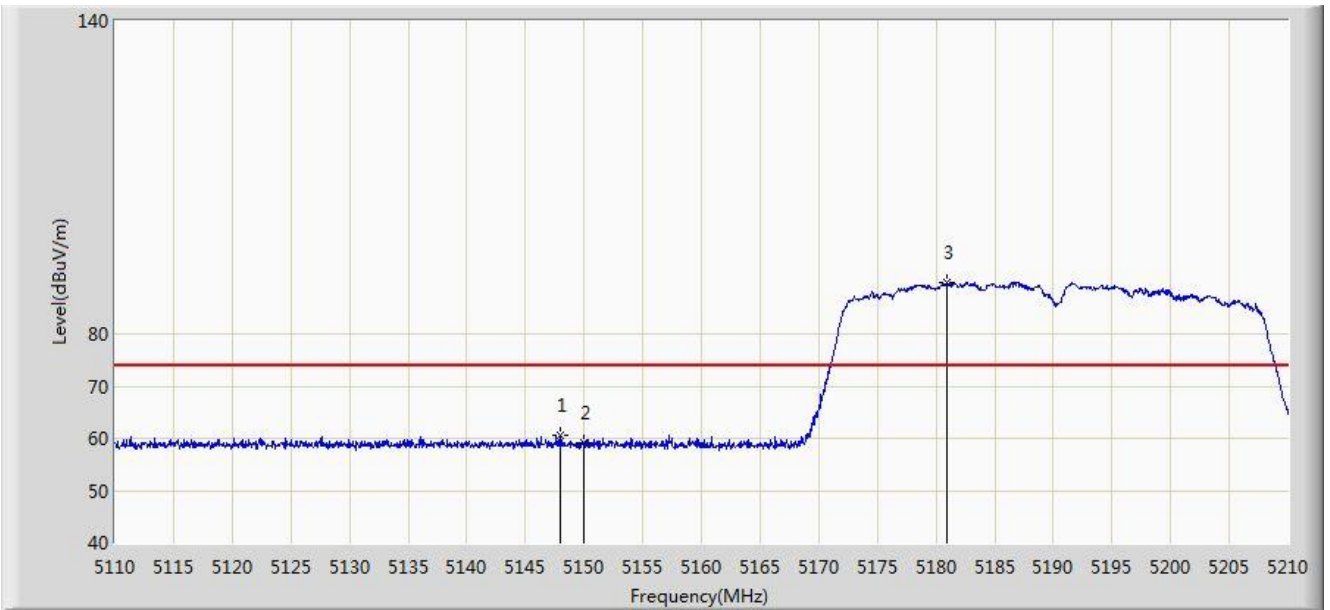


No	Flag	Mark	Frequency (MHz)	Measure Level (dBuV/m)	Reading Level (dBuV)	Margin (dB)	Limit (dBuV/m)	Factor (dB)	Type
1		*	5826.547	127.425	121.828	N/A	N/A	5.596	PK
2			5850.000	75.286	69.560	-46.914	122.200	5.726	PK
3			5855.000	69.886	64.140	-40.914	110.800	5.746	PK
4			5875.000	66.845	61.025	-38.355	105.200	5.820	PK
5			5925.000	64.448	58.482	-9.552	74.000	5.967	PK
6			5960.805	67.558	61.513	-6.442	74.000	6.045	PK

Note: Measure Level (dBμV/m) = Reading Level (dBμV) + Factor (dB)

Factor (dB) = Cable Loss (dB) + Antenna Factor (dB) (dB/m) - Pre_Amplifier Gain (dB)

Site: AC1	Time: 2016/11/10 - 22:49
Limit: FCC_Part15.209_RE(3m)	Engineer: Kevin Ke
Probe: BBHA9120D_1GHz_18GHz	Polarity: Horizontal
EUT: US WI-FI AP 4X4 OD ext. antenna	Power: DC 54V
Test Mode: Transmit by 802.11n-HT40 at Channel 5180MHz Ant 3	

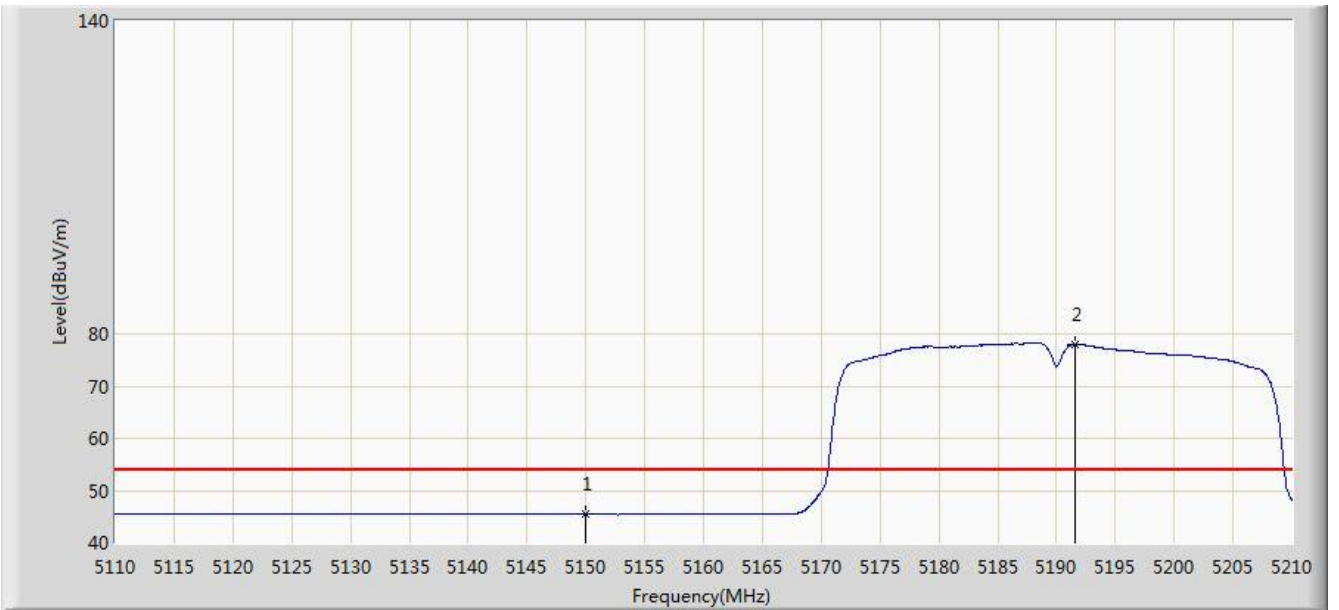


No	Flag	Mark	Frequency (MHz)	Measure Level (dBuV/m)	Reading Level (dBuV)	Margin (dB)	Limit (dBuV/m)	Factor (dB)	Type
1			5148.000	60.668	56.492	-13.332	74.000	4.176	PK
2			5150.000	59.092	54.923	-14.908	74.000	4.170	PK
3		*	5180.900	89.749	85.683	N/A	N/A	4.066	PK

Note: Measure Level (dBμV/m) = Reading Level (dBμV) + Factor (dB)

Factor (dB) = Cable Loss (dB) + Antenna Factor (dB) (dB/m) - Pre_Amplifier Gain (dB)

Site: AC1	Time: 2016/11/10 - 22:51
Limit: FCC_Part15.209_RE(3m)	Engineer: Kevin Ke
Probe: BBHA9120D_1GHz_18GHz	Polarity: Horizontal
EUT: US WI-FI AP 4X4 OD ext. antenna	Power: DC 54V
Test Mode: Transmit by 802.11n-HT40 at Channel 5180MHz Ant 3	

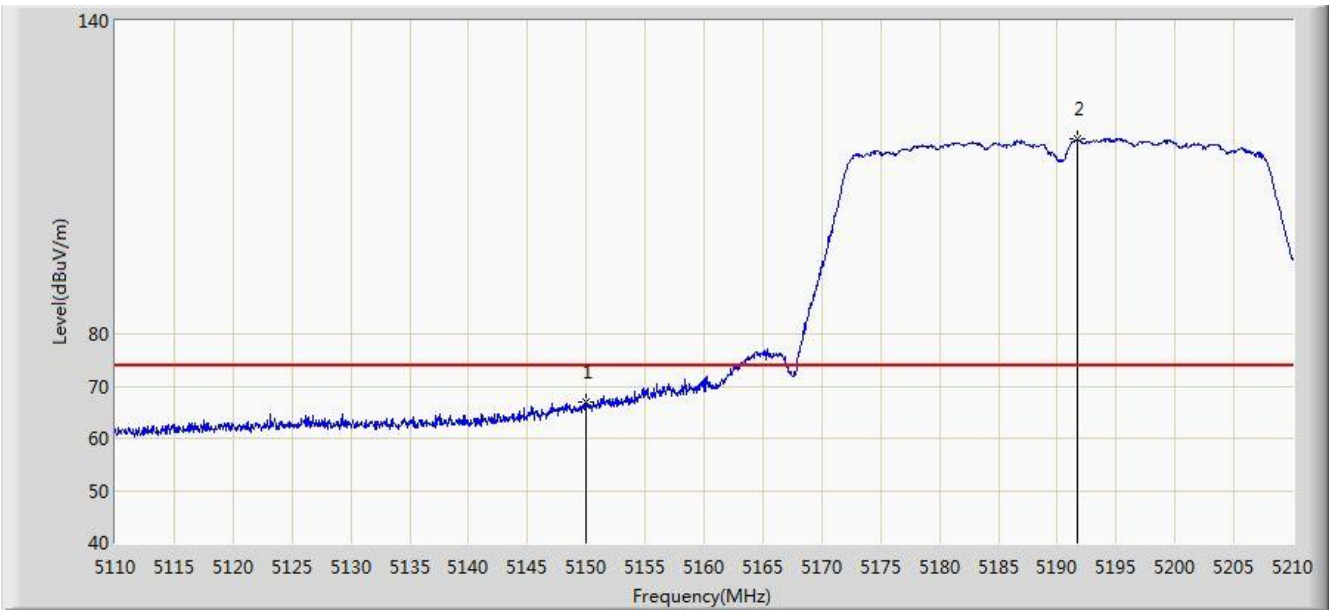


No	Flag	Mark	Frequency (MHz)	Measure Level (dBuV/m)	Reading Level (dBuV)	Margin (dB)	Limit (dBuV/m)	Factor (dB)	Type
1			5150.000	45.470	41.301	-8.530	54.000	4.170	AV
2		*	5191.550	78.049	74.021	N/A	N/A	4.027	AV

Note: Measure Level (dB μ V/m) = Reading Level (dB μ V) + Factor (dB)

Factor (dB) = Cable Loss (dB) + Antenna Factor (dB) (dB/m) - Pre_Amplifier Gain (dB)

Site: AC1	Time: 2016/11/10 - 22:48
Limit: FCC_Part15.209_RE(3m)	Engineer: Kevin Ke
Probe: BBHA9120D_1GHz_18GHz	Polarity: Vertical
EUT: US WI-FI AP 4X4 OD ext. antenna	Power: DC 54V
Test Mode: Transmit by 802.11n-HT40 at Channel 5180MHz Ant 3	

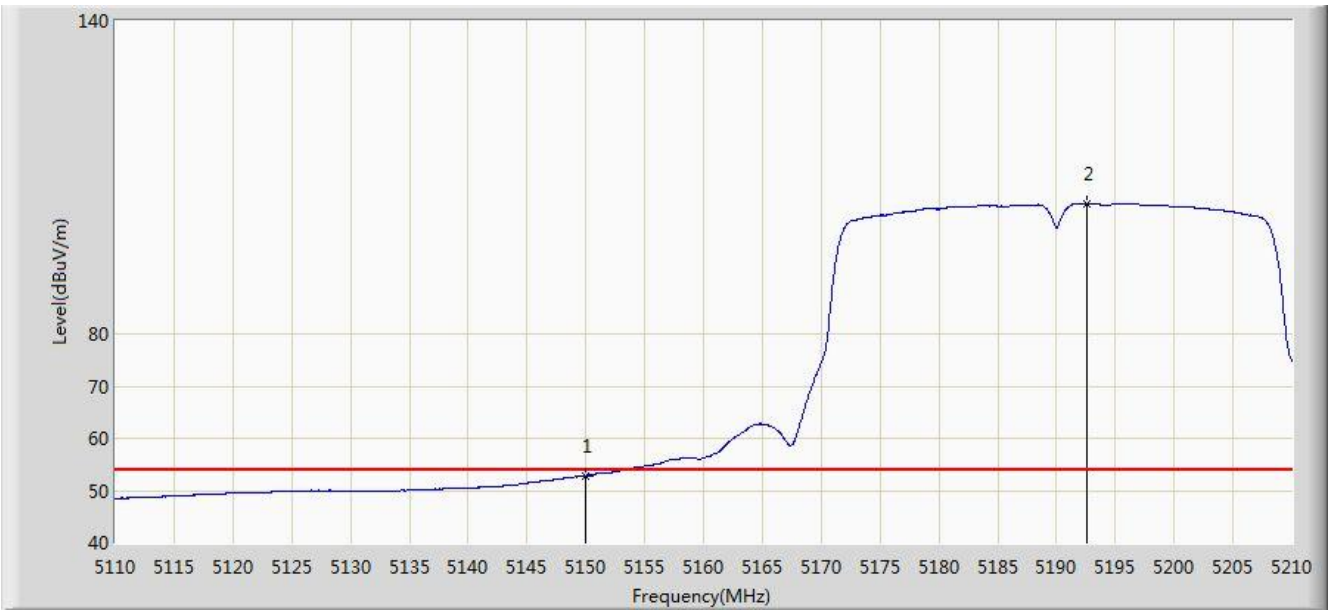


No	Flag	Mark	Frequency (MHz)	Measure Level (dBuV/m)	Reading Level (dBuV)	Margin (dB)	Limit (dBuV/m)	Factor (dB)	Type
1			5150.000	67.023	62.854	-6.977	74.000	4.170	PK
2		*	5191.750	117.306	113.279	N/A	N/A	4.027	PK

Note: Measure Level (dBμV/m) = Reading Level (dBμV) + Factor (dB)

Factor (dB) = Cable Loss (dB) + Antenna Factor (dB) (dB/m) - Pre_Amplifier Gain (dB)

Site: AC1	Time: 2016/11/10 - 22:47
Limit: FCC_Part15.209_RE(3m)	Engineer: Kevin Ke
Probe: BBHA9120D_1GHz_18GHz	Polarity: Vertical
EUT: US WI-FI AP 4X4 OD ext. antenna	Power: DC 54V
Test Mode: Transmit by 802.11n-HT40 at Channel 5180MHz Ant 3	

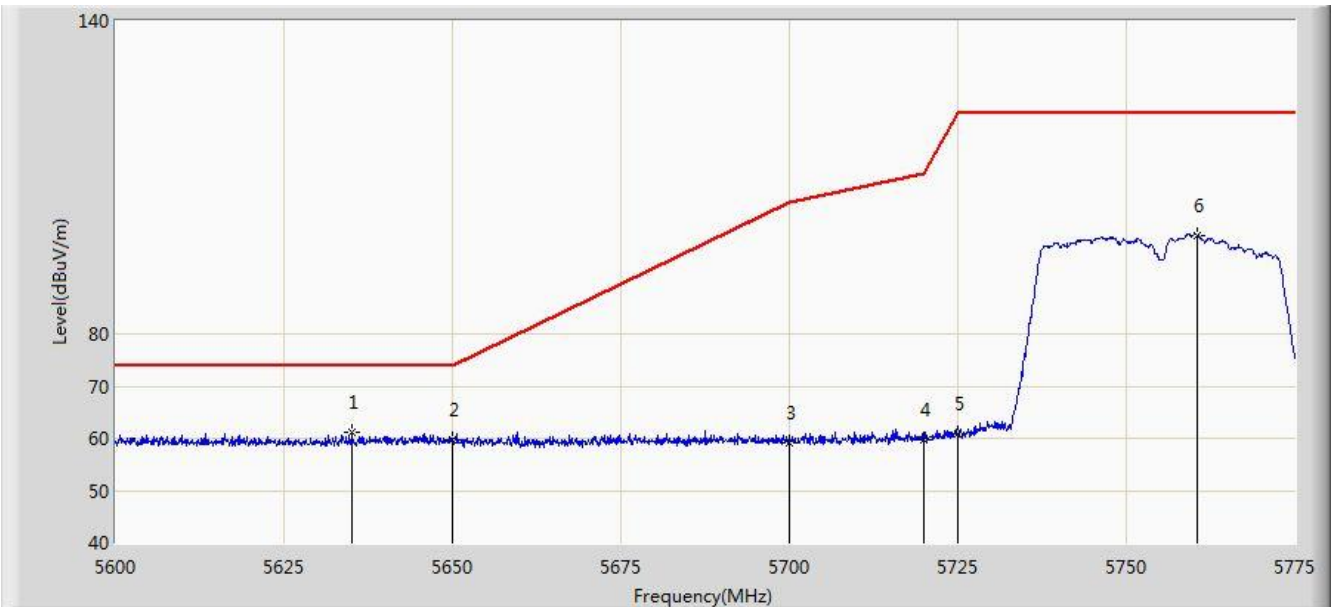


No	Flag	Mark	Frequency (MHz)	Measure Level (dBuV/m)	Reading Level (dBuV)	Margin (dB)	Limit (dBuV/m)	Factor (dB)	Type
1			5150.000	52.789	48.620	-1.211	54.000	4.170	AV
2		*	5192.550	104.884	100.860	N/A	N/A	4.024	AV

Note: Measure Level (dBμV/m) = Reading Level (dBμV) + Factor (dB)

Factor (dB) = Cable Loss (dB) + Antenna Factor (dB) (dB/m) - Pre_Amplifier Gain (dB)

Site: AC1	Time: 2016/11/10 - 23:29
Limit: FCC_Part15.407_RE(3m)	Engineer: Kevin Ke
Probe: BBHA9120D_1GHz_18GHz	Polarity: Horizontal
EUT: US WI-FI AP 4X4 OD ext. antenna	Power: DC 54V
Test Mode: Transmit by 802.11n-HT40 at Channel 5755MHz Ant 3	

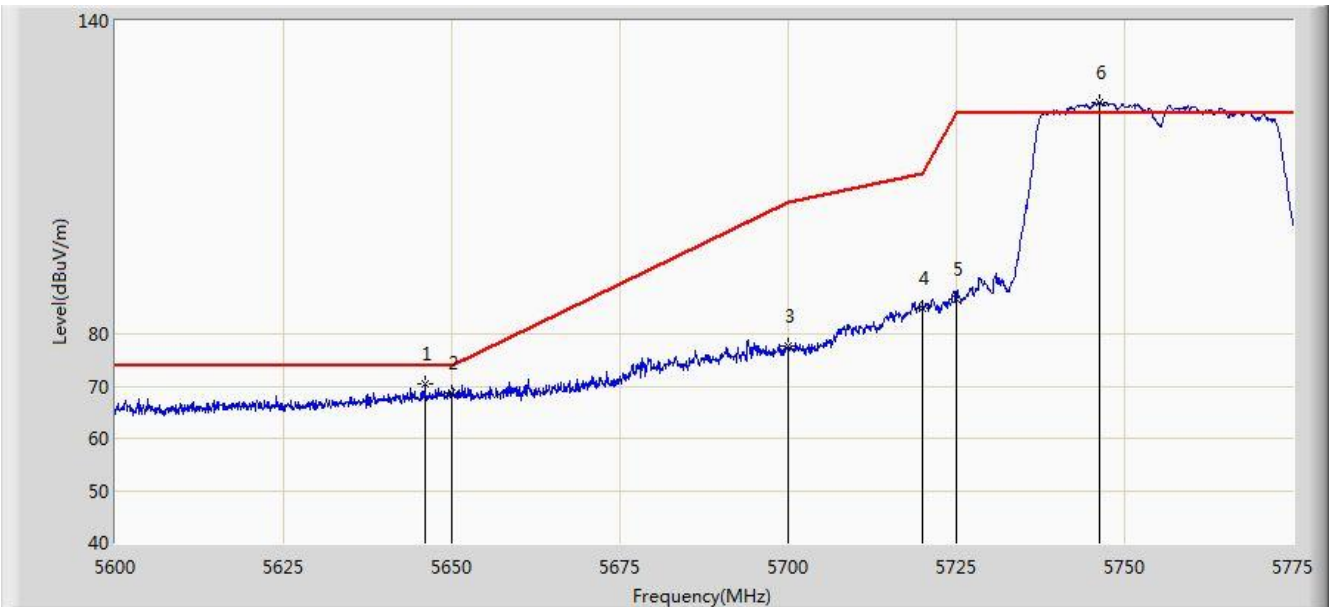


No	Flag	Mark	Frequency (MHz)	Measure Level (dBuV/m)	Reading Level (dBuV)	Margin (dB)	Limit (dBuV/m)	Factor (dB)	Type
1		*	5635.087	61.280	56.656	-12.720	74.000	4.624	PK
2			5650.000	59.741	55.070	-14.259	74.000	4.671	PK
3			5700.000	59.082	54.204	-46.118	105.200	4.878	PK
4			5720.000	59.695	54.698	-51.105	110.800	4.997	PK
5			5725.000	60.779	55.750	-61.421	122.200	5.029	PK
6			5760.475	98.913	93.671	N/A	N/A	5.242	PK

Note: Measure Level (dB μ V/m) = Reading Level (dB μ V) + Factor (dB)

Factor (dB) = Cable Loss (dB) + Antenna Factor (dB) (dB/m) - Pre_Amplifier Gain (dB)

Site: AC1	Time: 2016/11/10 - 23:31
Limit: FCC_Part15.407_RE(3m)	Engineer: Kevin Ke
Probe: BBHA9120D_1GHz_18GHz	Polarity: Vertical
EUT: US WI-FI AP 4X4 OD ext. antenna	Power: DC 54V
Test Mode: Transmit by 802.11n-HT40 at Channel 5755MHz Ant 3	

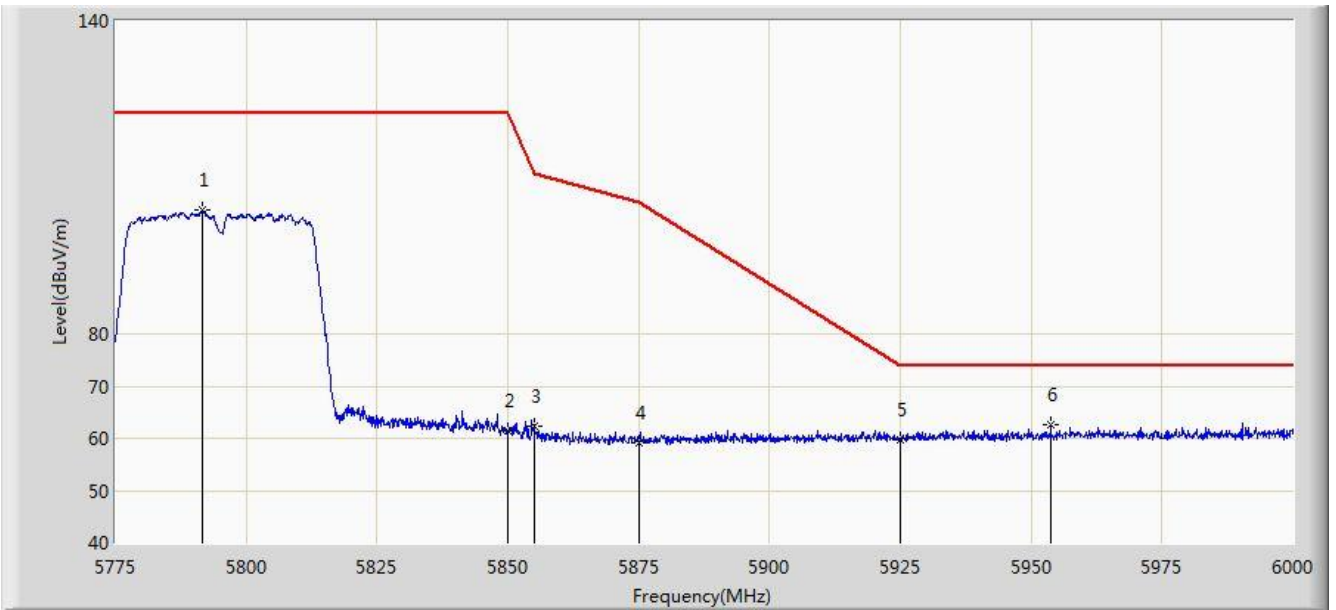


No	Flag	Mark	Frequency (MHz)	Measure Level (dBuV/m)	Reading Level (dBuV)	Margin (dB)	Limit (dBuV/m)	Factor (dB)	Type
1			5646.025	70.420	65.762	-3.580	74.000	4.658	PK
2			5650.000	68.626	63.955	-5.374	74.000	4.671	PK
3			5700.000	77.655	72.777	-27.545	105.200	4.878	PK
4			5720.000	84.873	79.876	-25.927	110.800	4.997	PK
5			5725.000	86.746	81.717	-35.454	122.200	5.029	PK
6		*	5746.300	124.357	119.195	N/A	N/A	5.163	PK

Note: Measure Level (dBuV/m) = Reading Level (dBuV) + Factor (dB)

Factor (dB) = Cable Loss (dB) + Antenna Factor (dB) (dB/m) - Pre_Amplifier Gain (dB)

Site: AC1	Time: 2016/11/10 - 23:33
Limit: FCC_Part15.407_RE(3m)	Engineer: Kevin Ke
Probe: BBHA9120D_1GHz_18GHz	Polarity: Horizontal
EUT: US WI-FI AP 4X4 OD ext. antenna	Power: DC 54V
Test Mode: Transmit by 802.11n-HT40 at Channel 5795MHz Ant 3	

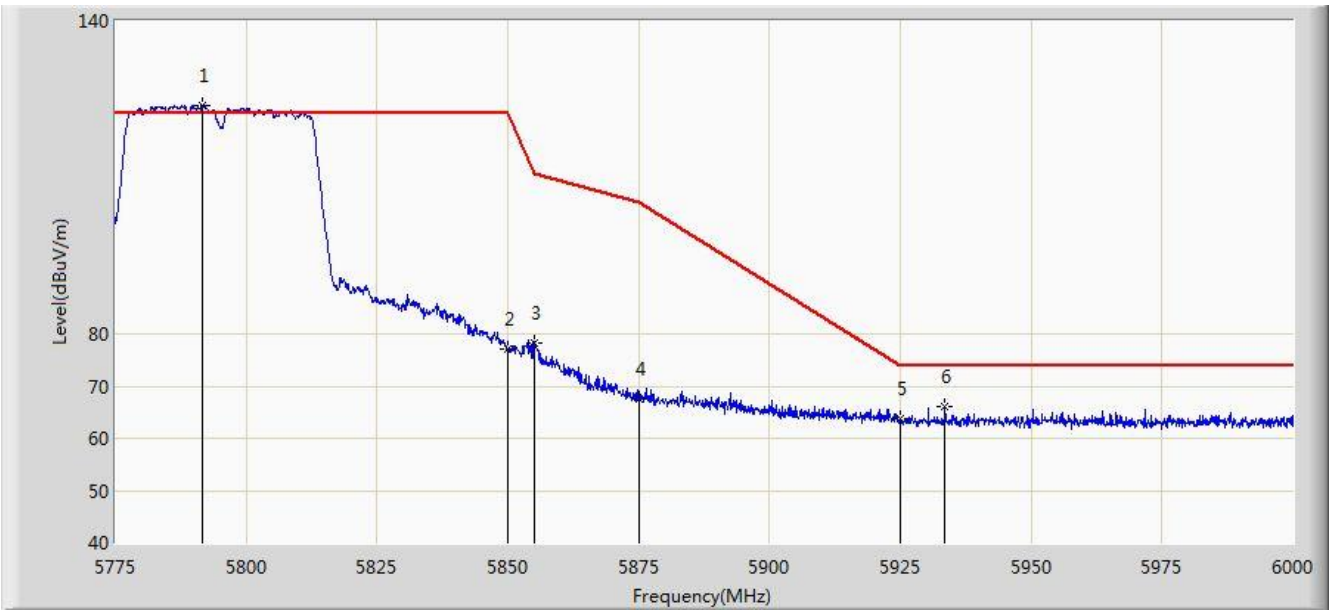


No	Flag	Mark	Frequency (MHz)	Measure Level (dBuV/m)	Reading Level (dBuV)	Margin (dB)	Limit (dBuV/m)	Factor (dB)	Type
1			5791.650	103.639	98.239	N/A	N/A	5.400	PK
2			5850.000	61.369	55.643	-60.831	122.200	5.726	PK
3			5855.000	62.412	56.666	-48.388	110.800	5.746	PK
4			5875.000	59.247	53.427	-45.953	105.200	5.820	PK
5			5925.000	59.780	53.814	-14.220	74.000	5.967	PK
6		*	5953.763	62.578	56.545	-11.422	74.000	6.033	PK

Note: Measure Level (dB μ V/m) = Reading Level (dB μ V) + Factor (dB)

Factor (dB) = Cable Loss (dB) + Antenna Factor (dB) (dB/m) - Pre_Amplifier Gain (dB)

Site: AC1	Time: 2016/11/10 - 23:34
Limit: FCC_Part15.407_RE(3m)	Engineer: Kevin Ke
Probe: BBHA9120D_1GHz_18GHz	Polarity: Vertical
EUT: US WI-FI AP 4X4 OD ext. antenna	Power: DC 54V
Test Mode: Transmit by 802.11n-HT40 at Channel 5795MHz Ant 3	

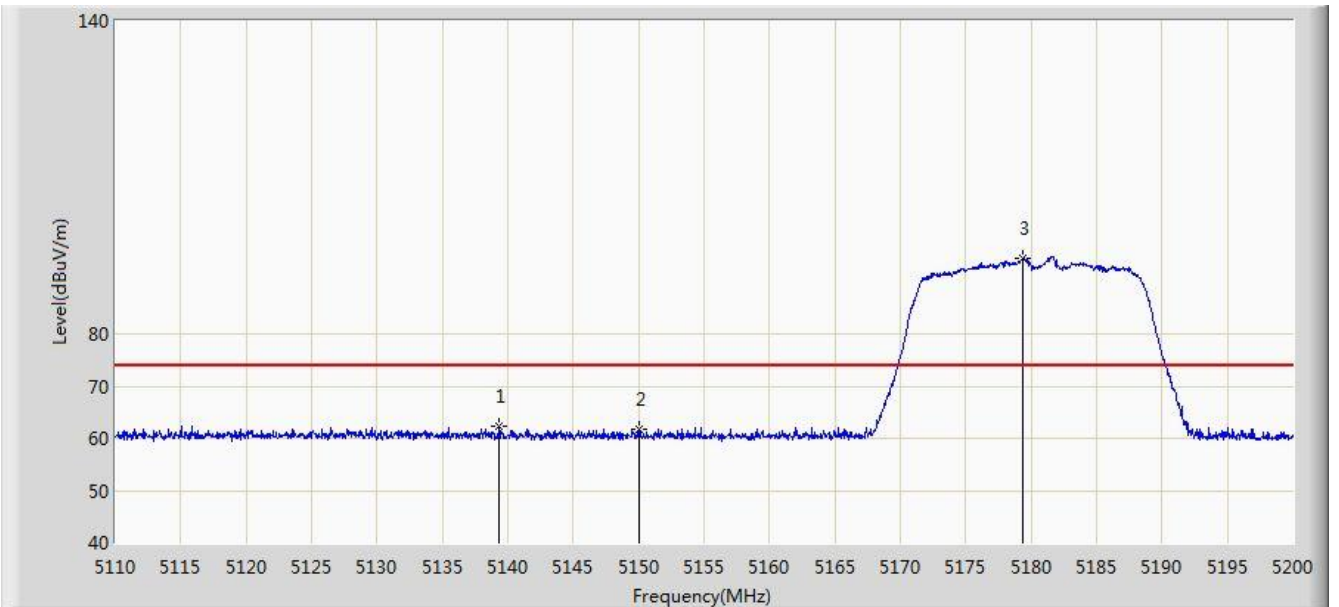


No	Flag	Mark	Frequency (MHz)	Measure Level (dBuV/m)	Reading Level (dBuV)	Margin (dB)	Limit (dBuV/m)	Factor (dB)	Type
1		*	5791.650	123.795	127.353	N/A	N/A	-3.558	PK
2			5850.000	77.038	80.362	-45.162	122.200	-3.324	PK
3			5855.000	78.338	81.650	-32.462	110.800	-3.312	PK
4			5875.000	67.484	70.754	-37.716	105.200	-3.270	PK
5			5925.000	63.651	66.849	-10.349	74.000	-3.198	PK
6			5933.513	66.034	69.223	-7.966	74.000	-3.189	PK

Note: Measure Level (dBuV/m) = Reading Level (dBuV) + Factor (dB)

Factor (dB) = Cable Loss (dB) + Antenna Factor (dB) (dB/m) - Pre_Amplifier Gain (dB)

Site: AC1	Time: 2016/11/10 - 23:40
Limit: FCC_Part15.209_RE(3m)	Engineer: Kevin Ke
Probe: BBHA9120D_1GHz_18GHz	Polarity: Horizontal
EUT: US WI-FI AP 4X4 OD ext. antenna	Power: DC 54V
Test Mode: Transmit by 802.11ac-VHT20 at Channel 5180MHz Ant 3	

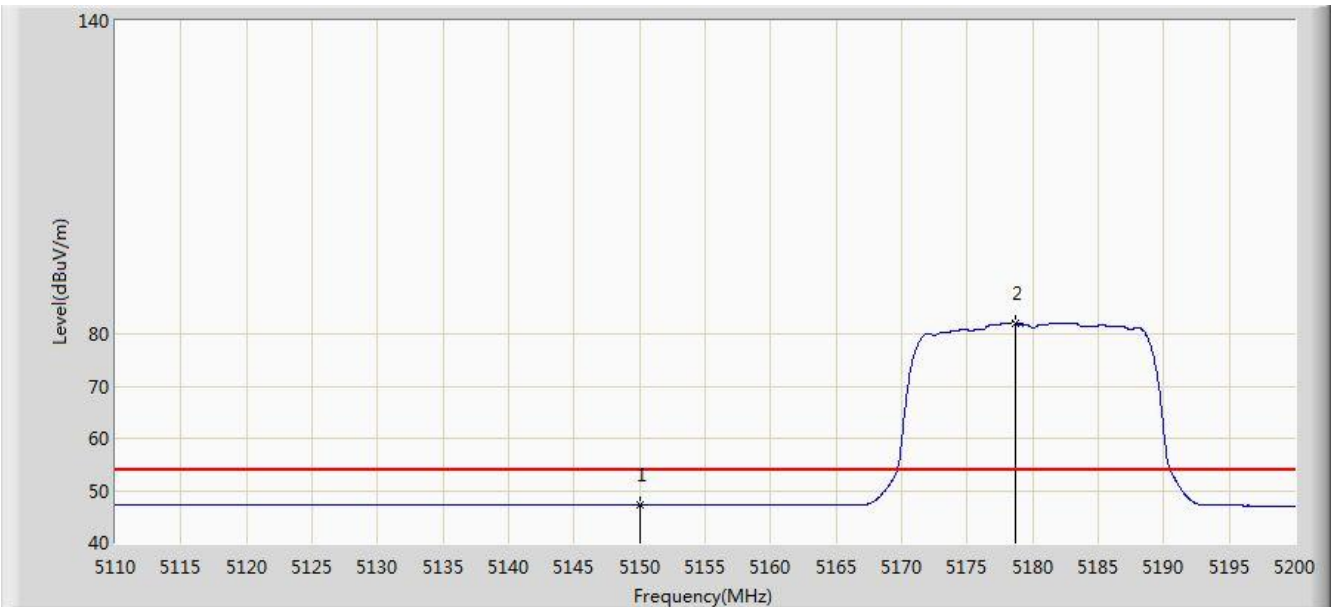


No	Flag	Mark	Frequency (MHz)	Measure Level (dBuV/m)	Reading Level (dBuV)	Margin (dB)	Limit (dBuV/m)	Factor (dB)	Type
1			5139.340	62.215	58.040	-11.785	74.000	4.176	PK
2			5150.000	61.618	57.449	-12.382	74.000	4.170	PK
3		*	5179.390	94.562	90.491	N/A	N/A	4.071	PK

Note: Measure Level (dB μ V/m) = Reading Level (dB μ V) + Factor (dB)

Factor (dB) = Cable Loss (dB) + Antenna Factor (dB) (dB/m) - Pre_Amplifier Gain (dB)

Site: AC1	Time: 2016/11/10 - 23:42
Limit: FCC_Part15.209_RE(3m)	Engineer: Kevin Ke
Probe: BBHA9120D_1GHz_18GHz	Polarity: Horizontal
EUT: US WI-FI AP 4X4 OD ext. antenna	Power: DC 54V
Test Mode: Transmit by 802.11ac-VHT20 at Channel 5180MHz Ant 3	

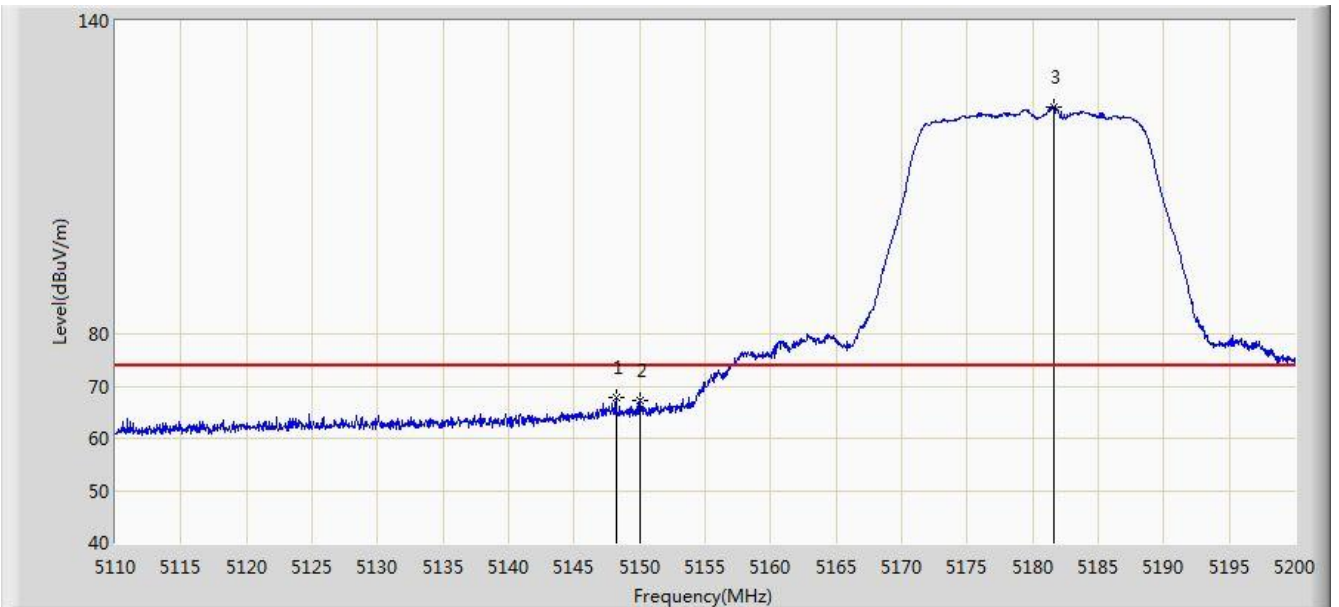


No	Flag	Mark	Frequency (MHz)	Measure Level (dBuV/m)	Reading Level (dBuV)	Margin (dB)	Limit (dBuV/m)	Factor (dB)	Type
1			5150.000	47.240	43.071	-6.760	54.000	4.170	AV
2		*	5178.670	82.147	78.073	N/A	N/A	4.073	AV

Note: Measure Level (dBμV/m) = Reading Level (dBμV) + Factor (dB)

Factor (dB) = Cable Loss (dB) + Antenna Factor (dB) (dB/m) - Pre_Amplifier Gain (dB)

Site: AC1	Time: 2016/11/10 - 23:39
Limit: FCC_Part15.209_RE(3m)	Engineer: Kevin Ke
Probe: BBHA9120D_1GHz_18GHz	Polarity: Vertical
EUT: US WI-FI AP 4X4 OD ext. antenna	Power: DC 54V
Test Mode: Transmit by 802.11ac-VHT20 at Channel 5180MHz Ant 3	

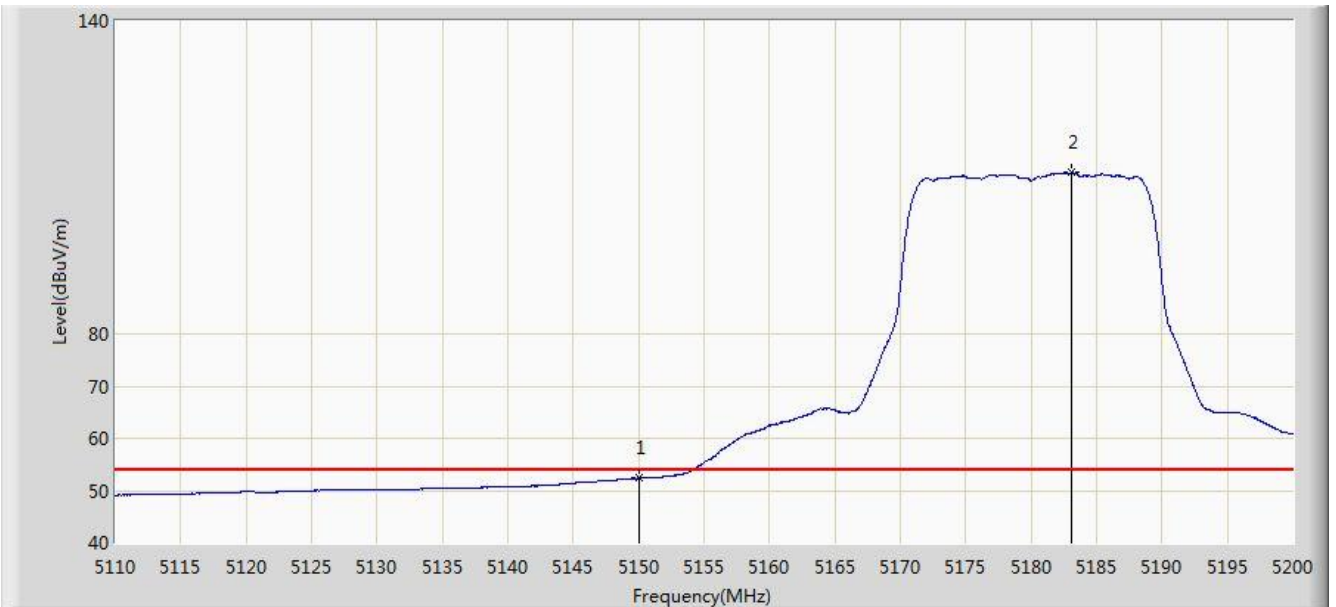


No	Flag	Mark	Frequency (MHz)	Measure Level (dBuV/m)	Reading Level (dBuV)	Margin (dB)	Limit (dBuV/m)	Factor (dB)	Type
1			5148.205	67.752	63.577	-6.248	74.000	4.174	PK
2			5150.000	67.336	63.167	-6.664	74.000	4.170	PK
3		*	5181.595	123.414	119.351	N/A	N/A	4.063	PK

Note: Measure Level (dB μ V/m) = Reading Level (dB μ V) + Factor (dB)

Factor (dB) = Cable Loss (dB) + Antenna Factor (dB) (dB/m) - Pre_Amplifier Gain (dB)

Site: AC1	Time: 2016/11/10 - 23:37
Limit: FCC_Part15.209_RE(3m)	Engineer: Kevin Ke
Probe: BBHA9120D_1GHz_18GHz	Polarity: Vertical
EUT: US WI-FI AP 4X4 OD ext. antenna	Power: DC 54V
Test Mode: Transmit by 802.11ac-VHT20 at Channel 5180MHz Ant 3	

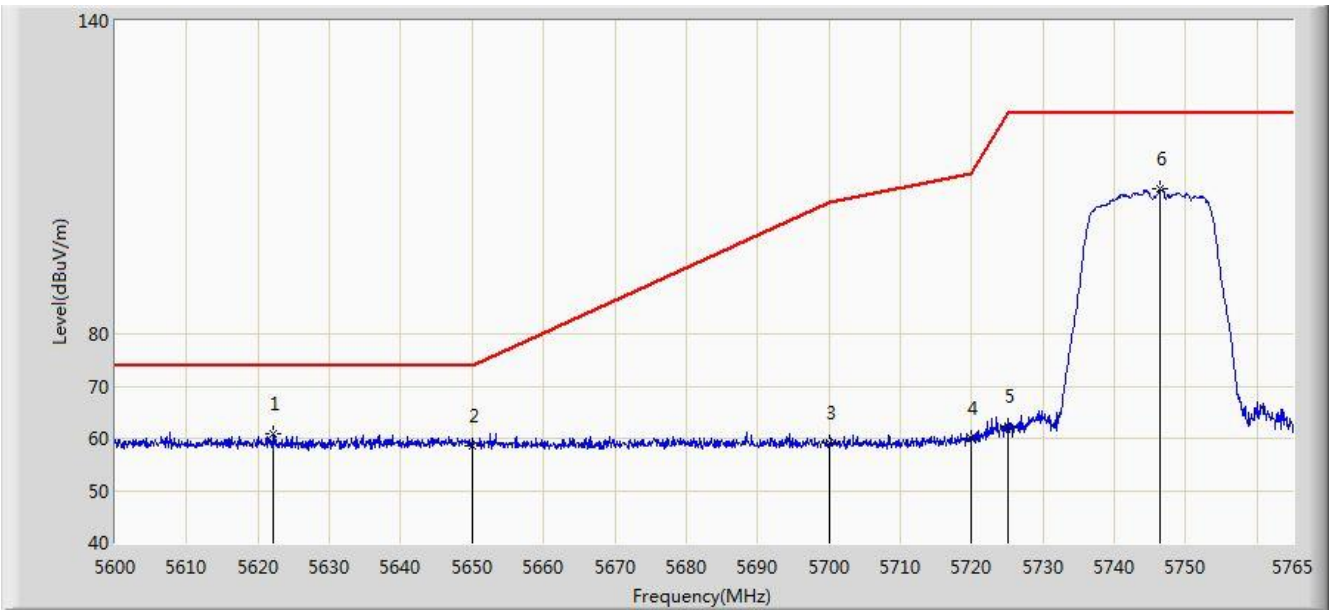


No	Flag	Mark	Frequency (MHz)	Measure Level (dBuV/m)	Reading Level (dBuV)	Margin (dB)	Limit (dBuV/m)	Factor (dB)	Type
1			5150.000	52.330	48.161	-1.670	54.000	4.170	AV
2	X	*	5183.035	110.891	106.833	N/A	N/A	4.057	AV

Note: Measure Level (dBμV/m) = Reading Level (dBμV) + Factor (dB)

Factor (dB) = Cable Loss (dB) + Antenna Factor (dB) (dB/m) - Pre_Amplifier Gain (dB)

Site: AC1	Time: 2016/11/11 - 00:22
Limit: FCC_Part15.407_RE(3m)	Engineer: Kevin Ke
Probe: BBHA9120D_1GHz_18GHz	Polarity: Horizontal
EUT: US WI-FI AP 4X4 OD ext. antenna	Power: DC 54V
Test Mode: Transmit by 802.11ac-VHT20 at Channel 5745MHz Ant 3	

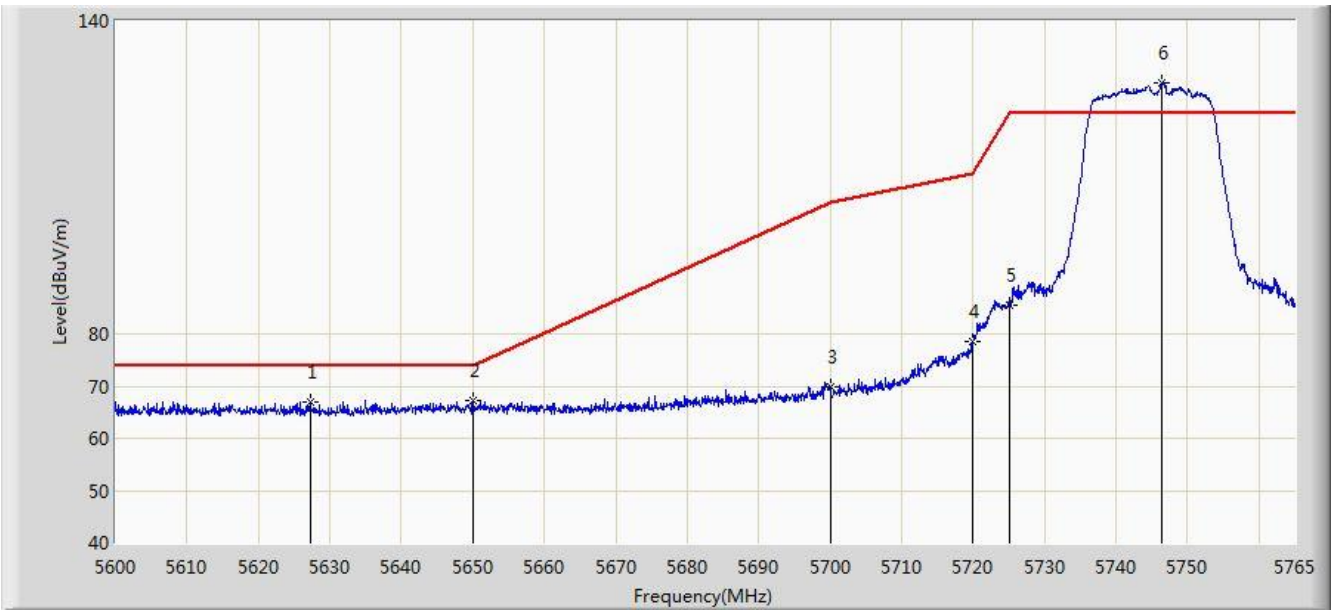


No	Flag	Mark	Frequency (MHz)	Measure Level (dBuV/m)	Reading Level (dBuV)	Margin (dB)	Limit (dBuV/m)	Factor (dB)	Type
1		*	5622.027	60.780	56.194	-13.220	74.000	4.586	PK
2			5650.000	58.674	54.003	-15.326	74.000	4.671	PK
3			5700.000	59.185	54.307	-46.015	105.200	4.878	PK
4			5720.000	59.989	54.992	-50.811	110.800	4.997	PK
5			5725.000	62.381	57.352	-59.819	122.200	5.029	PK
6			5746.437	107.901	102.738	N/A	N/A	5.163	PK

Note: Measure Level (dB μ V/m) = Reading Level (dB μ V) + Factor (dB)

Factor (dB) = Cable Loss (dB) + Antenna Factor (dB) (dB/m) - Pre_Amplifier Gain (dB)

Site: AC1	Time: 2016/11/11 - 00:23
Limit: FCC_Part15.407_RE(3m)	Engineer: Kevin Ke
Probe: BBHA9120D_1GHz_18GHz	Polarity: Vertical
EUT: US WI-FI AP 4X4 OD ext. antenna	Power: DC 54V
Test Mode: Transmit by 802.11ac-VHT20 at Channel 5745MHz Ant 3	

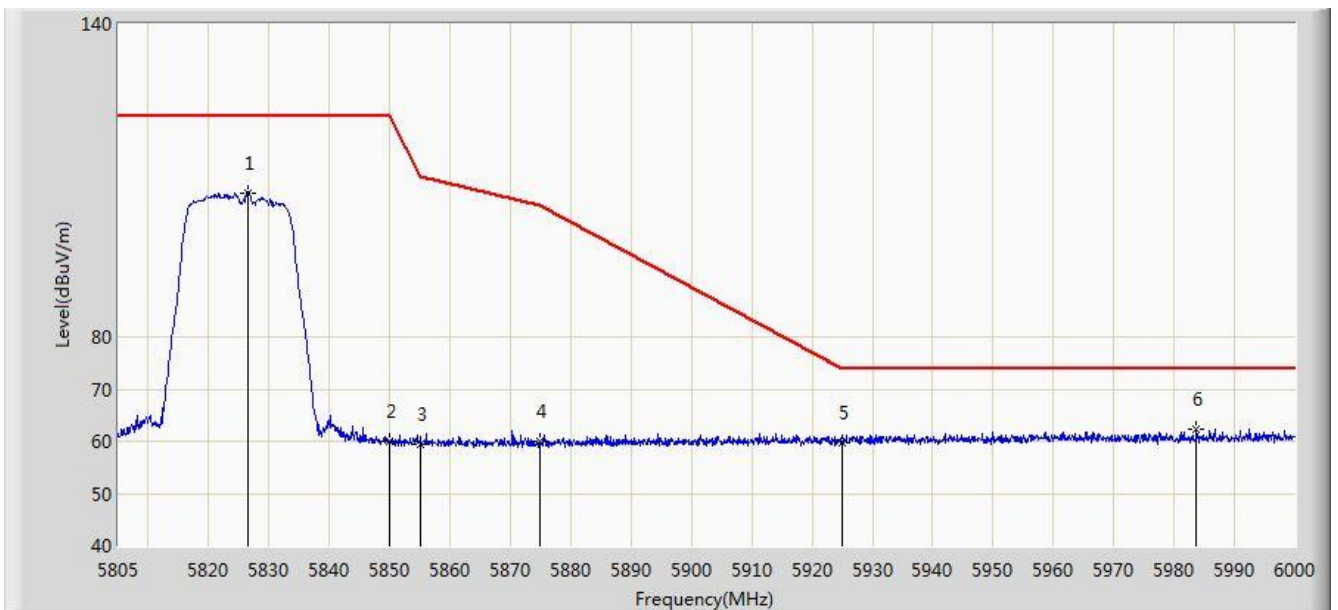


No	Flag	Mark	Frequency (MHz)	Measure Level (dBuV/m)	Reading Level (dBuV)	Margin (dB)	Limit (dBuV/m)	Factor (dB)	Type
1			5627.225	66.958	62.357	-7.042	74.000	4.601	PK
2			5650.000	67.160	62.489	-6.840	74.000	4.671	PK
3			5700.000	69.722	64.844	-35.478	105.200	4.878	PK
4			5720.000	78.654	73.657	-32.146	110.800	4.997	PK
5			5725.000	85.464	80.435	-36.736	122.200	5.029	PK
6		*	5746.437	128.047	122.884	N/A	N/A	5.163	PK

Note: Measure Level (dBuV/m) = Reading Level (dBuV) + Factor (dB)

Factor (dB) = Cable Loss (dB) + Antenna Factor (dB) (dB/m) - Pre_Amplifier Gain (dB)

Site: AC1	Time: 2016/11/11 - 00:29
Limit: FCC_Part15.407_RE(3m)	Engineer: Kevin Ke
Probe: BBHA9120D_1GHz_18GHz	Polarity: Horizontal
EUT: US WI-FI AP 4X4 OD ext. antenna	Power: DC 54V
Test Mode: Transmit by 802.11ac-VHT20 at Channel 5825MHz Ant 3	

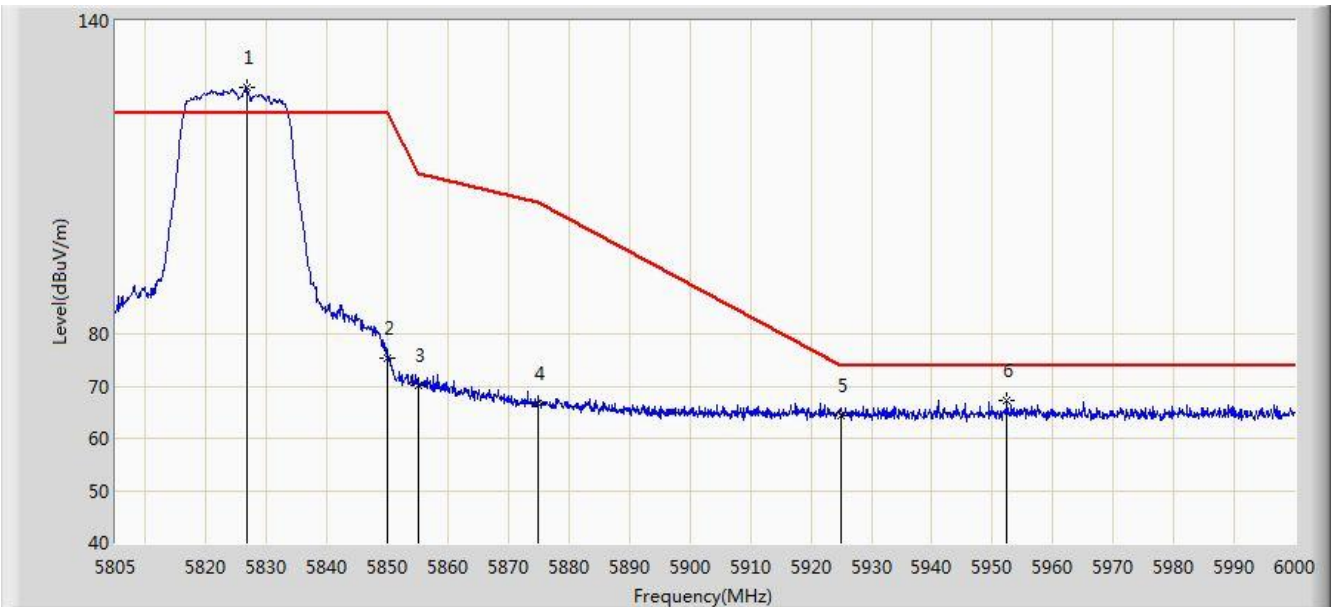


No	Flag	Mark	Frequency (MHz)	Measure Level (dBuV/m)	Reading Level (dBuV)	Margin (dB)	Limit (dBuV/m)	Factor (dB)	Type
1			5826.450	107.590	101.994	N/A	N/A	5.596	PK
2			5850.000	60.062	54.336	-62.138	122.200	5.726	PK
3			5855.000	59.437	53.691	-51.363	110.800	5.746	PK
4			5875.000	59.930	54.110	-45.270	105.200	5.820	PK
5			5925.000	59.732	53.766	-14.268	74.000	5.967	PK
6		*	5983.717	62.376	56.292	-11.624	74.000	6.083	PK

Note: Measure Level (dB μ V/m) = Reading Level (dB μ V) + Factor (dB)

Factor (dB) = Cable Loss (dB) + Antenna Factor (dB) (dB/m) - Pre_Amplifier Gain (dB)

Site: AC1	Time: 2016/11/11 - 00:31
Limit: FCC_Part15.407_RE(3m)	Engineer: Kevin Ke
Probe: BBHA9120D_1GHz_18GHz	Polarity: Vertical
EUT: US WI-FI AP 4X4 OD ext. antenna	Power: DC 54V
Test Mode: Transmit by 802.11ac-VHT20 at Channel 5825MHz Ant 3	

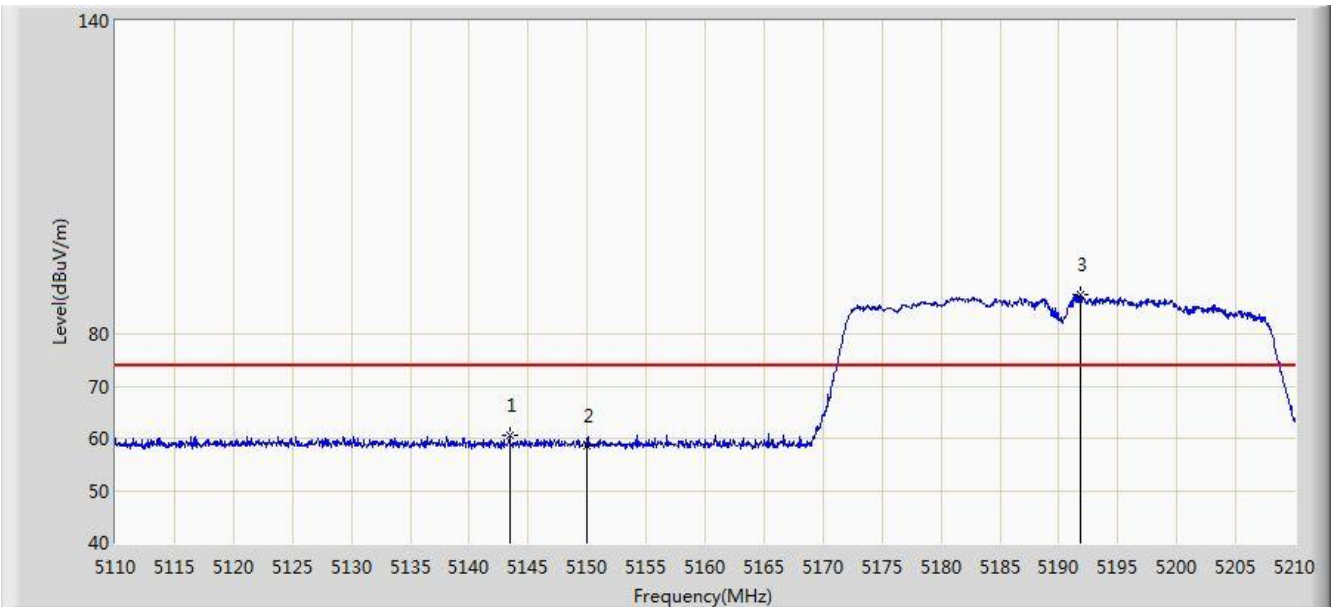


No	Flag	Mark	Frequency (MHz)	Measure Level (dBuV/m)	Reading Level (dBuV)	Margin (dB)	Limit (dBuV/m)	Factor (dB)	Type
1		*	5826.743	127.159	121.561	N/A	N/A	5.599	PK
2			5850.000	75.288	69.562	-46.912	122.200	5.726	PK
3			5855.000	70.165	64.419	-40.635	110.800	5.746	PK
4			5875.000	66.525	60.705	-38.675	105.200	5.820	PK
5			5925.000	64.487	58.521	-9.513	74.000	5.967	PK
6			5952.420	67.275	61.244	-6.725	74.000	6.030	PK

Note: Measure Level (dBuV/m) = Reading Level (dBuV) + Factor (dB)

Factor (dB) = Cable Loss (dB) + Antenna Factor (dB) (dB/m) - Pre_Amplifier Gain (dB)

Site: AC1	Time: 2016/11/11 - 00:39
Limit: FCC_Part15.209_RE(3m)	Engineer: Kevin Ke
Probe: BBHA9120D_1GHz_18GHz	Polarity: Horizontal
EUT: US WI-FI AP 4X4 OD ext. antenna	Power: DC 54V
Test Mode: Transmit by 802.11ac-VHT40 at Channel 5190MHz Ant 3	

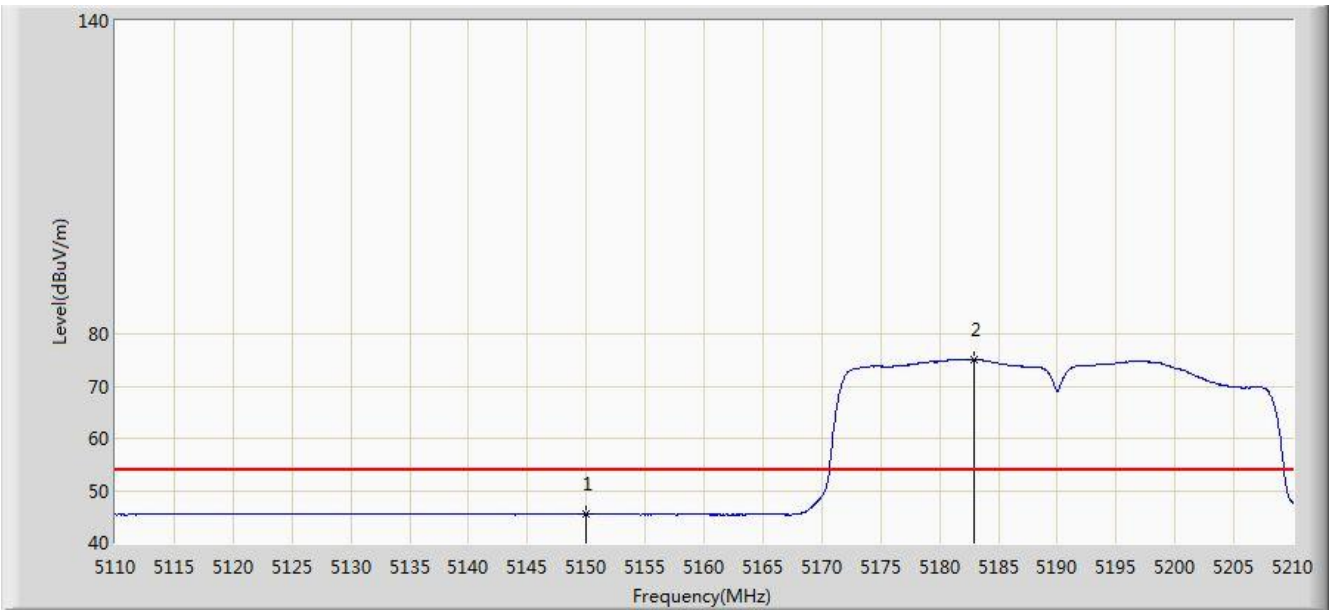


No	Flag	Mark	Frequency (MHz)	Measure Level (dBuV/m)	Reading Level (dBuV)	Margin (dB)	Limit (dBuV/m)	Factor (dB)	Type
1			5143.400	60.504	56.328	-13.496	74.000	4.176	PK
2			5150.000	58.467	54.298	-15.533	74.000	4.170	PK
3		*	5191.800	87.442	83.415	N/A	N/A	4.027	PK

Note: Measure Level (dBμV/m) = Reading Level (dBμV) + Factor (dB)

Factor (dB) = Cable Loss (dB) + Antenna Factor (dB) (dB/m) - Pre_Amplifier Gain (dB)

Site: AC1	Time: 2016/11/11 - 00:41
Limit: FCC_Part15.209_RE(3m)	Engineer: Kevin Ke
Probe: BBHA9120D_1GHz_18GHz	Polarity: Horizontal
EUT: US WI-FI AP 4X4 OD ext. antenna	Power: DC 54V
Test Mode: Transmit by 802.11ac-VHT40 at Channel 5190MHz Ant 3	

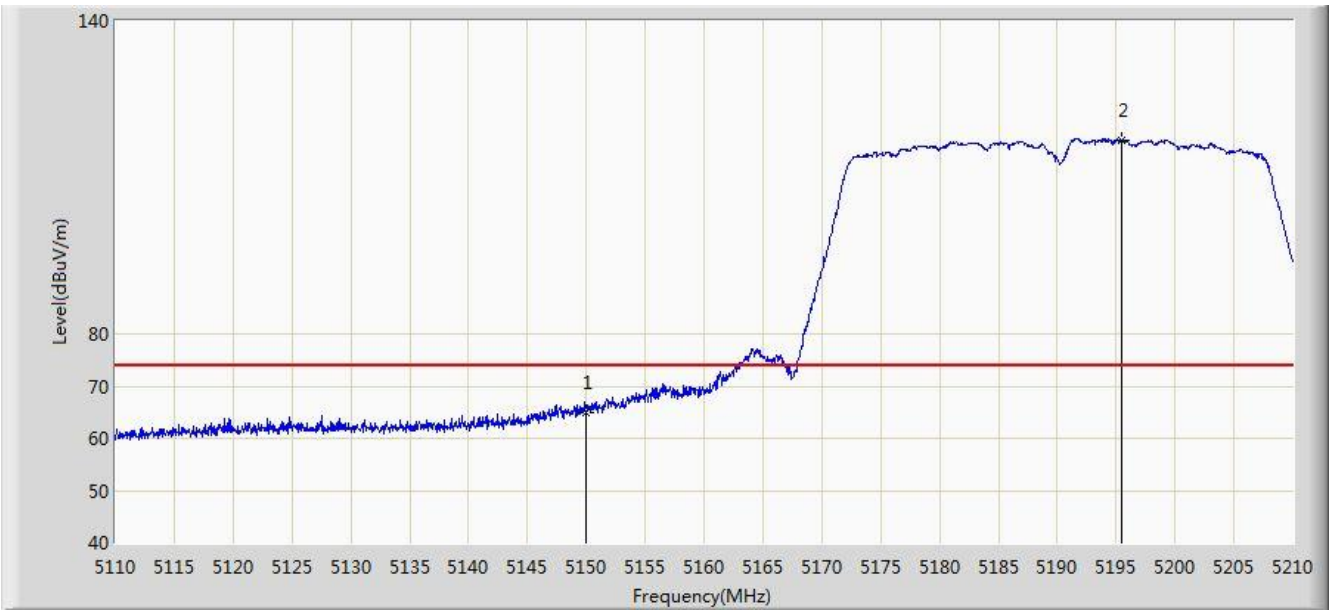


No	Flag	Mark	Frequency (MHz)	Measure Level (dBuV/m)	Reading Level (dBuV)	Margin (dB)	Limit (dBuV/m)	Factor (dB)	Type
1			5150.000	45.409	41.240	-8.591	54.000	4.170	AV
2		*	5182.900	75.062	71.003	N/A	N/A	4.059	AV

Note: Measure Level (dBμV/m) = Reading Level (dBμV) + Factor (dB)

Factor (dB) = Cable Loss (dB) + Antenna Factor (dB) (dB/m) - Pre_Amplifier Gain (dB)

Site: AC1	Time: 2016/11/11 - 00:38
Limit: FCC_Part15.209_RE(3m)	Engineer: Kevin Ke
Probe: BBHA9120D_1GHz_18GHz	Polarity: Vertical
EUT: US WI-FI AP 4X4 OD ext. antenna	Power: DC 54V
Test Mode: Transmit by 802.11ac-VHT40 at Channel 5190MHz Ant 3	

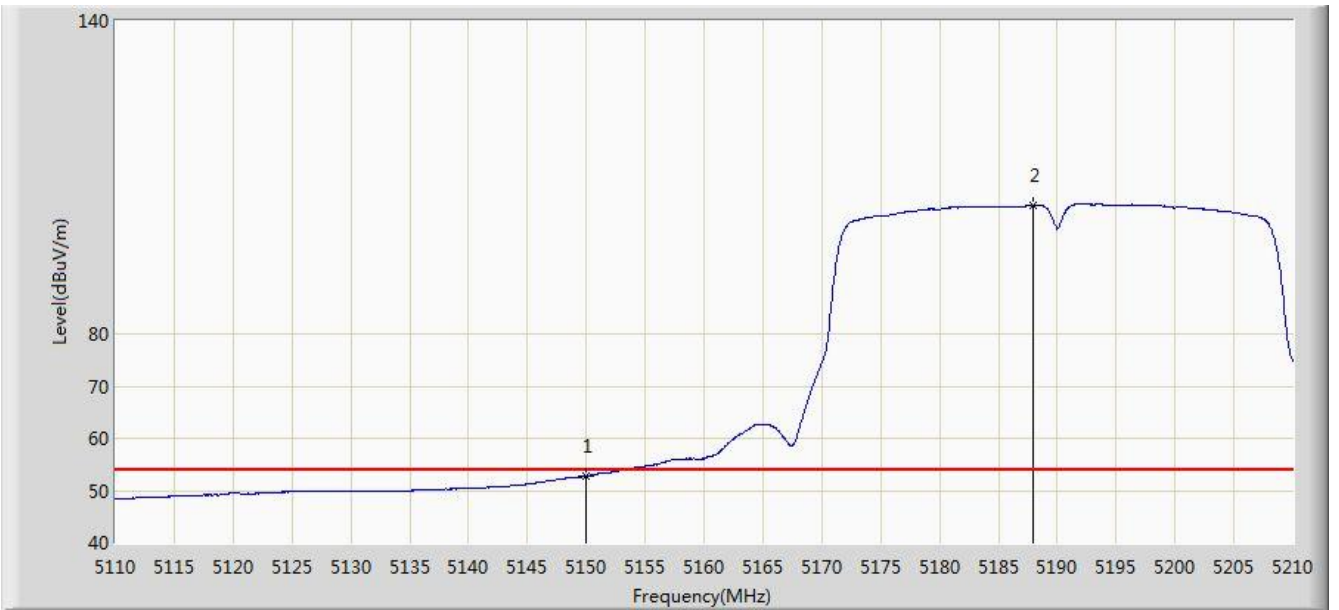


No	Flag	Mark	Frequency (MHz)	Measure Level (dBuV/m)	Reading Level (dBuV)	Margin (dB)	Limit (dBuV/m)	Factor (dB)	Type
1			5150.000	64.909	60.740	-9.091	74.000	4.170	PK
2		*	5195.500	117.238	113.224	N/A	N/A	4.014	PK

Note: Measure Level (dBμV/m) = Reading Level (dBμV) + Factor (dB)

Factor (dB) = Cable Loss (dB) + Antenna Factor (dB) (dB/m) - Pre_Amplifier Gain (dB)

Site: AC1	Time: 2016/11/11 - 00:34
Limit: FCC_Part15.209_RE(3m)	Engineer: Kevin Ke
Probe: BBHA9120D_1GHz_18GHz	Polarity: Vertical
EUT: US WI-FI AP 4X4 OD ext. antenna	Power: DC 54V
Test Mode: Transmit by 802.11ac-VHT40 at Channel 5190MHz Ant 3	

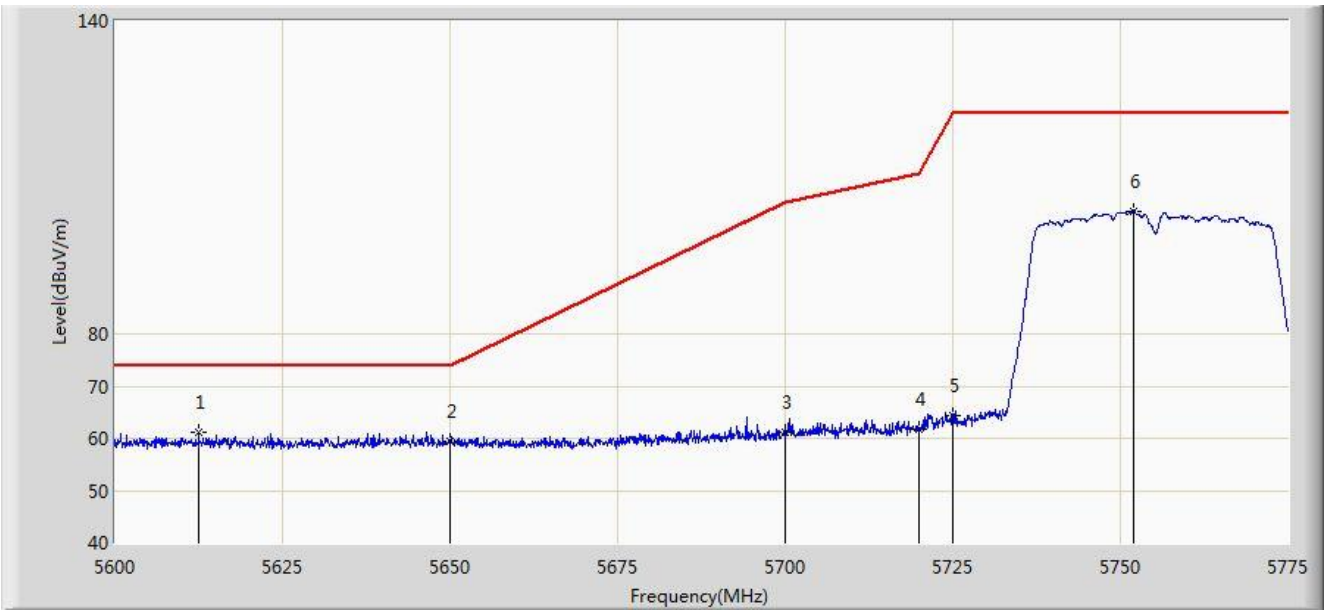


No	Flag	Mark	Frequency (MHz)	Measure Level (dBuV/m)	Reading Level (dBuV)	Margin (dB)	Limit (dBuV/m)	Factor (dB)	Type
1			5150.000	52.765	48.596	-1.235	54.000	4.170	AV
2		*	5188.000	104.650	100.609	N/A	N/A	4.041	AV

Note: Measure Level (dBμV/m) = Reading Level (dBμV) + Factor (dB)

Factor (dB) = Cable Loss (dB) + Antenna Factor (dB) (dB/m) - Pre_Amplifier Gain (dB)

Site: AC1	Time: 2016/11/11 - 01:05
Limit: FCC_Part15.407_RE(3m)	Engineer: Kevin Ke
Probe: BBHA9120D_1GHz_18GHz	Polarity: Horizontal
EUT: US WI-FI AP 4X4 OD ext. antenna	Power: DC 54V
Test Mode: Transmit by 802.11ac-VHT40 at Channel 5755MHz Ant 3	

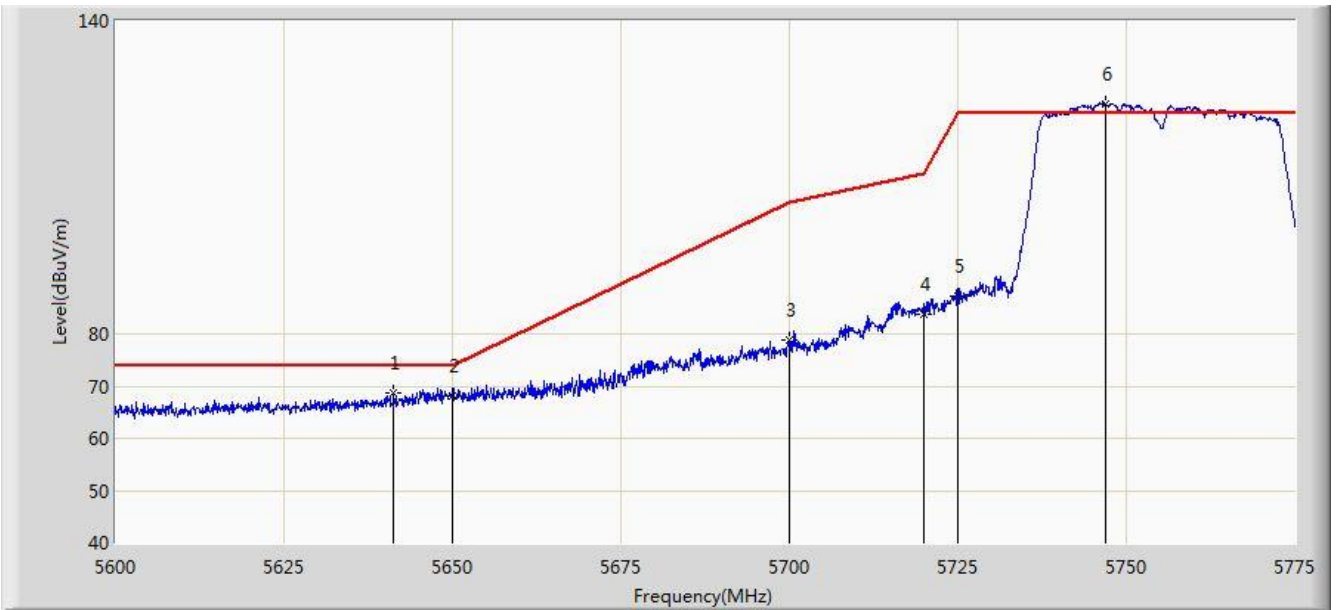


No	Flag	Mark	Frequency (MHz)	Measure Level (dBuV/m)	Reading Level (dBuV)	Margin (dB)	Limit (dBuV/m)	Factor (dB)	Type
1		*	5612.513	61.090	56.531	-12.910	74.000	4.559	PK
2			5650.000	59.293	54.622	-14.707	74.000	4.671	PK
3			5700.000	61.199	56.321	-44.001	105.200	4.878	PK
4			5720.000	61.737	56.740	-49.063	110.800	4.997	PK
5			5725.000	64.468	59.439	-57.732	122.200	5.029	PK
6			5752.075	103.590	98.395	N/A	N/A	5.194	PK

Note: Measure Level (dBuV/m) = Reading Level (dBuV) + Factor (dB)

Factor (dB) = Cable Loss (dB) + Antenna Factor (dB) (dB/m) - Pre_Amplifier Gain (dB)

Site: AC1	Time: 2016/11/11 - 01:07
Limit: FCC_Part15.407_RE(3m)	Engineer: Kevin Ke
Probe: BBHA9120D_1GHz_18GHz	Polarity: Vertical
EUT: US WI-FI AP 4X4 OD ext. antenna	Power: DC 54V
Test Mode: Transmit by 802.11ac-VHT40 at Channel 5755MHz Ant 3	

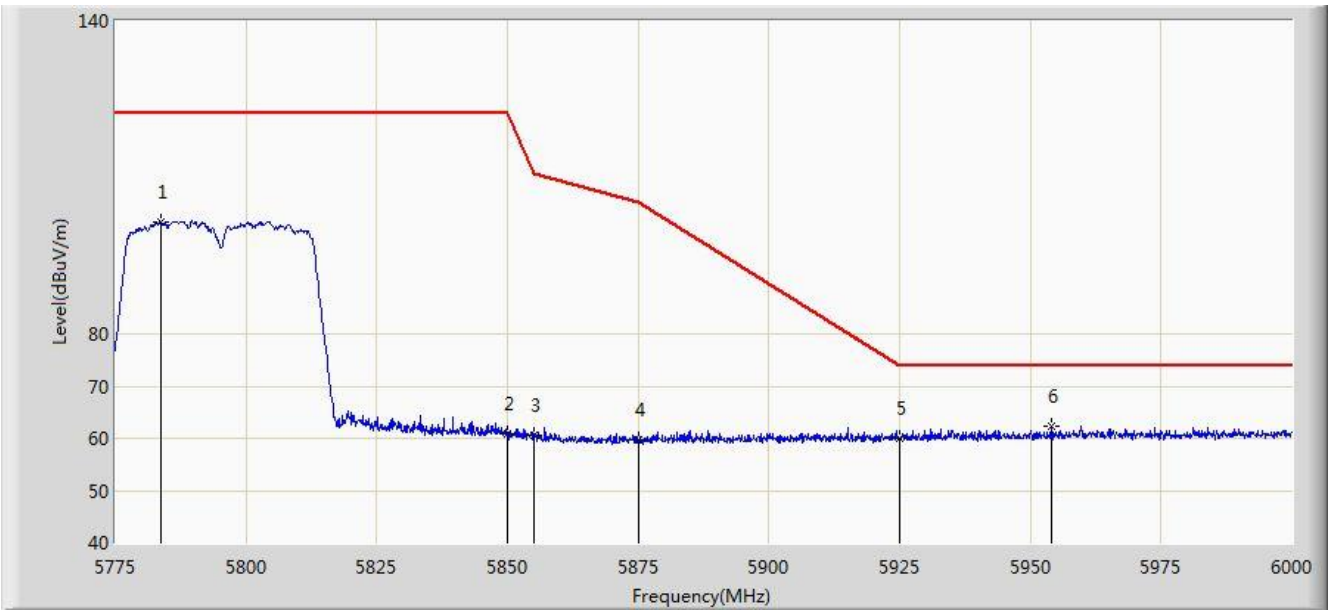


No	Flag	Mark	Frequency (MHz)	Measure Level (dBuV/m)	Reading Level (dBuV)	Margin (dB)	Limit (dBuV/m)	Factor (dB)	Type
1			5641.300	68.749	64.107	-5.251	74.000	4.642	PK
2			5650.000	68.092	63.421	-5.908	74.000	4.671	PK
3			5700.000	78.774	73.896	-26.426	105.200	4.878	PK
4			5720.000	83.799	78.802	-27.001	110.800	4.997	PK
5			5725.000	87.144	82.115	-35.056	122.200	5.029	PK
6		*	5746.825	124.016	118.851	N/A	N/A	5.165	PK

Note: Measure Level (dBuV/m) = Reading Level (dBuV) + Factor (dB)

Factor (dB) = Cable Loss (dB) + Antenna Factor (dB) (dB/m) - Pre_Amplifier Gain (dB)

Site: AC1	Time: 2016/11/11 - 01:09
Limit: FCC_Part15.407_RE(3m)	Engineer: Kevin Ke
Probe: BBHA9120D_1GHz_18GHz	Polarity: Horizontal
EUT: US WI-FI AP 4X4 OD ext. antenna	Power: DC 54V
Test Mode: Transmit by 802.11ac-VHT40 at Channel 5795MHz Ant 3	

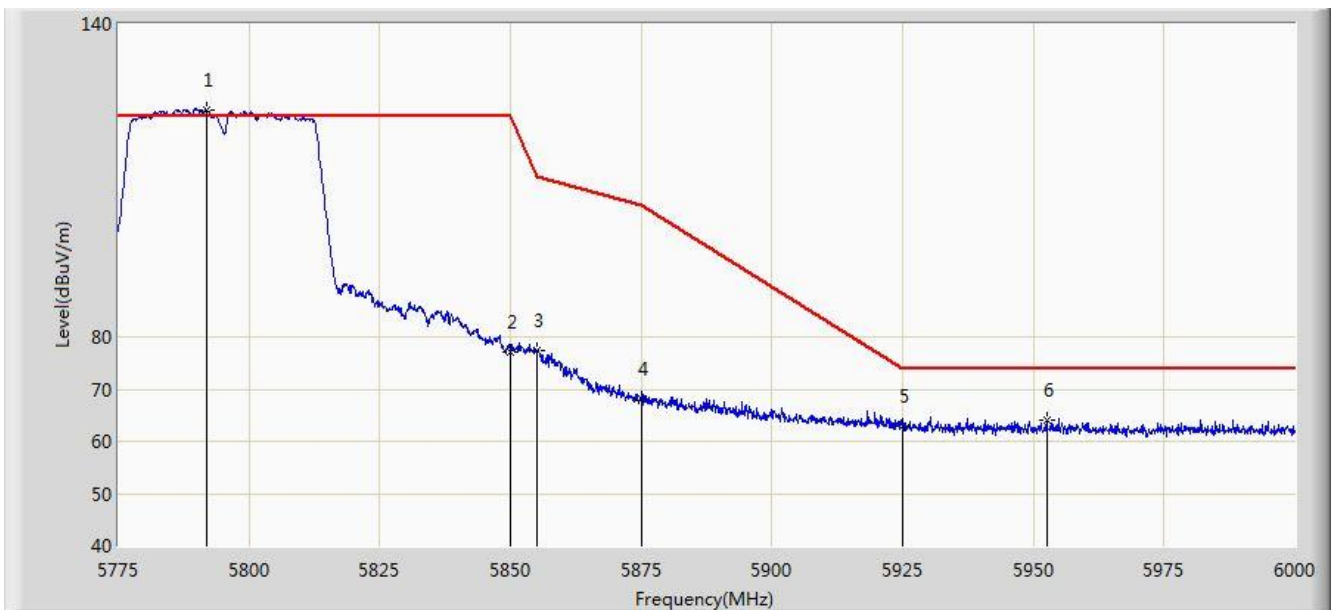


No	Flag	Mark	Frequency (MHz)	Measure Level (dBuV/m)	Reading Level (dBuV)	Margin (dB)	Limit (dBuV/m)	Factor (dB)	Type
1			5783.663	101.349	95.989	N/A	N/A	5.360	PK
2			5850.000	60.946	55.220	-61.254	122.200	5.726	PK
3			5855.000	60.580	54.834	-50.220	110.800	5.746	PK
4			5875.000	59.751	53.931	-45.449	105.200	5.820	PK
5			5925.000	60.085	54.119	-13.915	74.000	5.967	PK
6		*	5953.987	62.347	56.314	-11.653	74.000	6.034	PK

Note: Measure Level (dBuV/m) = Reading Level (dBuV) + Factor (dB)

Factor (dB) = Cable Loss (dB) + Antenna Factor (dB) (dB/m) - Pre_Amplifier Gain (dB)

Site: AC1	Time: 2016/11/11 - 01:11
Limit: FCC_Part15.407_RE(3m)	Engineer: Kevin Ke
Probe: BBHA9120D_1GHz_18GHz	Polarity: Vertical
EUT: US WI-FI AP 4X4 OD ext. antenna	Power: DC 54V
Test Mode: Transmit by 802.11ac-VHT40 at Channel 5795MHz Ant 3	

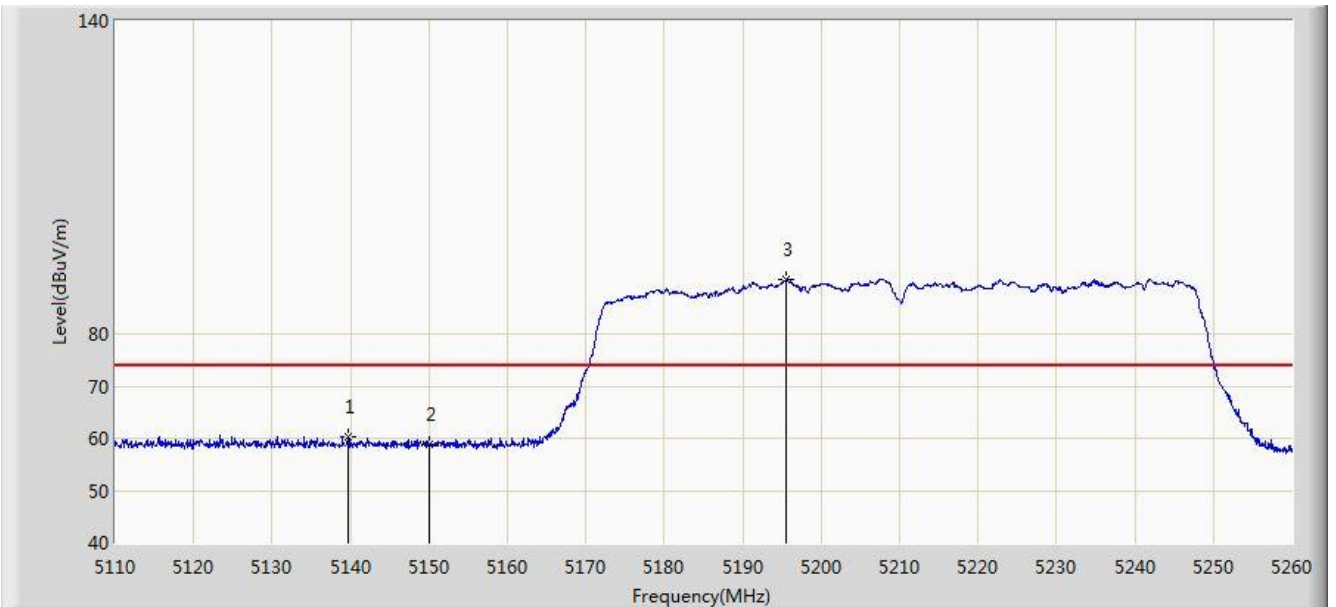


No	Flag	Mark	Frequency (MHz)	Measure Level (dBuV/m)	Reading Level (dBuV)	Margin (dB)	Limit (dBuV/m)	Factor (dB)	Type
1		*	5791.987	123.441	118.039	N/A	N/A	5.402	PK
2			5850.000	77.090	71.364	-45.110	122.200	5.726	PK
3			5855.000	77.277	71.531	-33.523	110.800	5.746	PK
4			5875.000	68.007	62.187	-37.193	105.200	5.820	PK
5			5925.000	63.017	57.051	-10.983	74.000	5.967	PK
6			5952.525	64.098	58.067	-9.902	74.000	6.030	PK

Note: Measure Level (dBuV/m) = Reading Level (dBuV) + Factor (dB)

Factor (dB) = Cable Loss (dB) + Antenna Factor (dB) (dB/m) - Pre_Amplifier Gain (dB)

Site: AC1	Time: 2016/11/11 - 22:44
Limit: FCC_Part15.209_RE(3m)	Engineer: Kevin Ke
Probe: BBHA9120D_1GHz_18GHz	Polarity: Horizontal
EUT: US WI-FI AP 4X4 OD ext. antenna	Power: DC 54V
Test Mode: Transmit by 802.11ac-VHT80 at Channel 5210MHz Ant 3	

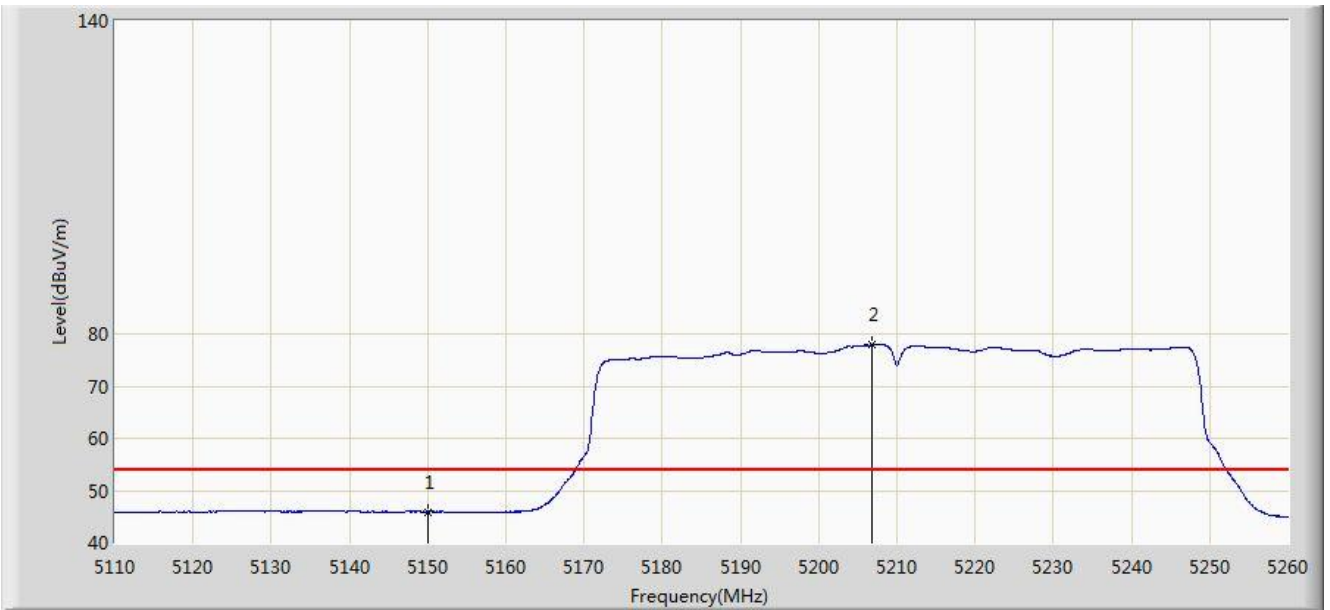


No	Flag	Mark	Frequency (MHz)	Measure Level (dBuV/m)	Reading Level (dBuV)	Margin (dB)	Limit (dBuV/m)	Factor (dB)	Type
1			5139.625	60.344	56.169	-13.656	74.000	4.175	PK
2			5150.000	58.842	54.673	-15.158	74.000	4.170	PK
3		*	5195.500	90.549	86.535	N/A	N/A	4.014	PK

Note: Measure Level (dBμV/m) = Reading Level (dBμV) + Factor (dB)

Factor (dB) = Cable Loss (dB) + Antenna Factor (dB) (dB/m) - Pre_Amplifier Gain (dB)

Site: AC1	Time: 2016/11/11 - 22:46
Limit: FCC_Part15.209_RE(3m)	Engineer: Kevin Ke
Probe: BBHA9120D_1GHz_18GHz	Polarity: Horizontal
EUT: US WI-FI AP 4X4 OD ext. antenna	Power: DC 54V
Test Mode: Transmit by 802.11ac-VHT80 at Channel 5210MHz Ant 3	

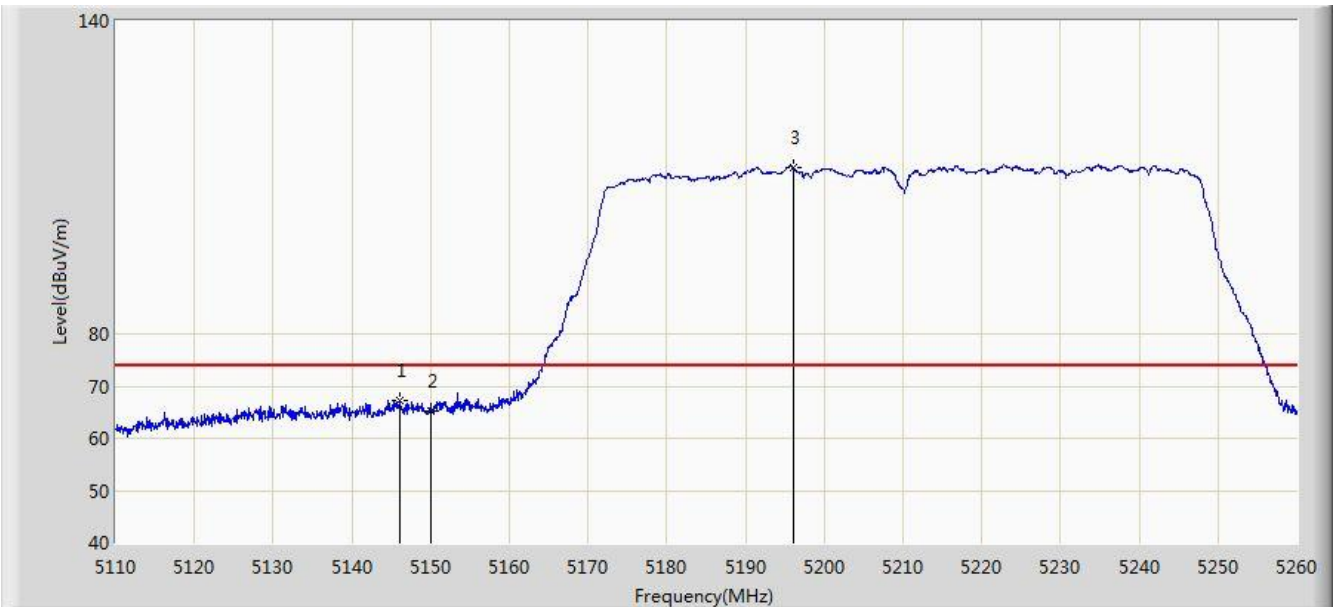


No	Flag	Mark	Frequency (MHz)	Measure Level (dBuV/m)	Reading Level (dBuV)	Margin (dB)	Limit (dBuV/m)	Factor (dB)	Type
1			5150.000	45.899	41.730	-8.101	54.000	4.170	AV
2		*	5206.750	77.918	73.940	N/A	N/A	3.979	AV

Note: Measure Level (dB μ V/m) = Reading Level (dB μ V) + Factor (dB)

Factor (dB) = Cable Loss (dB) + Antenna Factor (dB) (dB/m) - Pre_Amplifier Gain (dB)

Site: AC1	Time: 2016/11/11 - 22:43
Limit: FCC_Part15.209_RE(3m)	Engineer: Kevin Ke
Probe: BBHA9120D_1GHz_18GHz	Polarity: Vertical
EUT: US WI-FI AP 4X4 OD ext. antenna	Power: DC 54V
Test Mode: Transmit by 802.11ac-VHT80 at Channel 5210MHz Ant 3	



No	Flag	Mark	Frequency (MHz)	Measure Level (dBuV/m)	Reading Level (dBuV)	Margin (dB)	Limit (dBuV/m)	Factor (dB)	Type
1			5146.000	67.248	63.072	-6.752	74.000	4.176	PK
2			5150.000	65.287	61.118	-8.713	74.000	4.170	PK
3		*	5196.025	112.003	107.991	N/A	N/A	4.012	PK

Note: Measure Level (dBμV/m) = Reading Level (dBμV) + Factor (dB)

Factor (dB) = Cable Loss (dB) + Antenna Factor (dB) (dB/m) - Pre_Amplifier Gain (dB)

Site: AC1	Time: 2016/11/11 - 22:41
Limit: FCC_Part15.209_RE(3m)	Engineer: Kevin Ke
Probe: BBHA9120D_1GHz_18GHz	Polarity: Vertical
EUT: US WI-FI AP 4X4 OD ext. antenna	Power: DC 54V
Test Mode: Transmit by 802.11ac-VHT80 at Channel 5210MHz Ant 3	

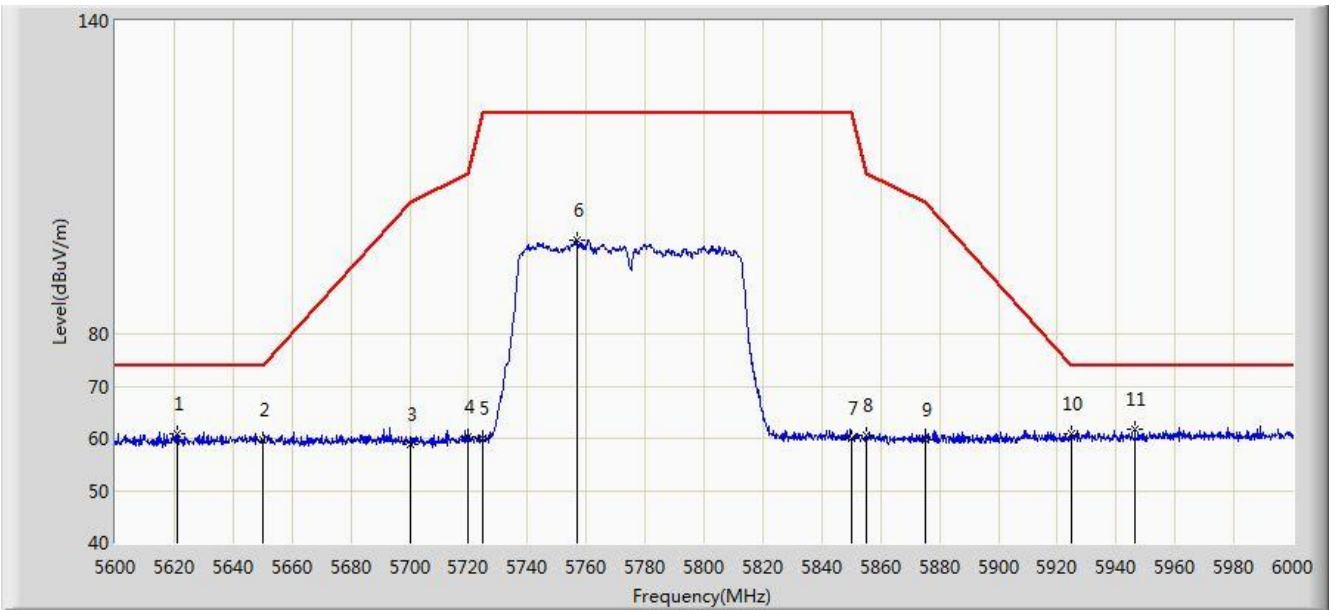


No	Flag	Mark	Frequency (MHz)	Measure Level (dBuV/m)	Reading Level (dBuV)	Margin (dB)	Limit (dBuV/m)	Factor (dB)	Type
1			5150.000	53.599	49.430	-0.401	54.000	4.170	AV
2		*	5222.575	98.880	94.949	N/A	N/A	3.931	AV

Note: Measure Level (dBμV/m) = Reading Level (dBμV) + Factor (dB)

Factor (dB) = Cable Loss (dB) + Antenna Factor (dB) (dB/m) - Pre_Amplifier Gain (dB)

Site: AC1	Time: 2016/11/11 - 23:27
Limit: FCC_Part15.407_RE(3m)	Engineer: Kevin Ke
Probe: BBHA9120D_1GHz_18GHz	Polarity: Horizontal
EUT: US WI-FI AP 4X4 OD ext. antenna	Power: DC 54V
Test Mode: Transmit by 802.11ac-VHT80 at Channel 5775MHz Ant 3	

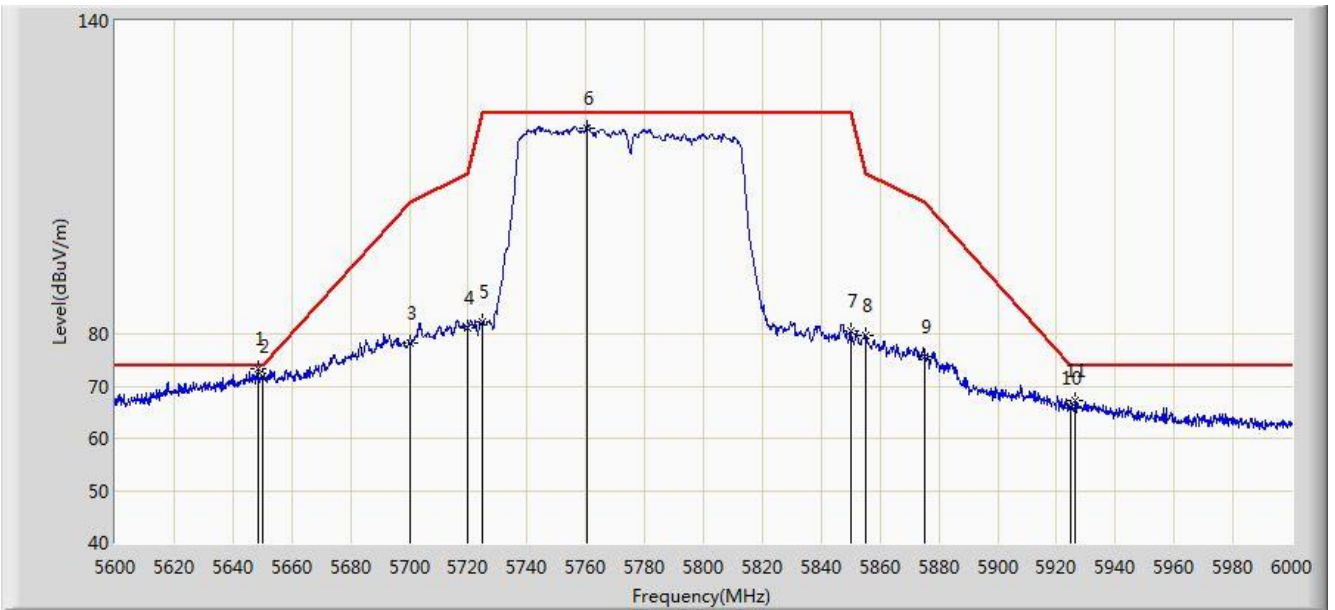


No	Flag	Mark	Frequency (MHz)	Measure Level (dBuV/m)	Reading Level (dBuV)	Margin (dB)	Limit (dBuV/m)	Factor (dB)	Type
1			5621.200	60.985	56.401	-13.015	74.000	4.584	PK
2			5650.000	59.821	55.150	-14.179	74.000	4.671	PK
3			5700.000	58.981	54.103	-46.219	105.200	4.878	PK
4			5720.000	60.186	55.189	-50.614	110.800	4.997	PK
5			5725.000	60.043	55.014	-62.157	122.200	5.029	PK
6			5756.800	97.846	92.624	N/A	N/A	5.222	PK
7			5850.000	60.128	54.402	-62.072	122.200	5.726	PK
8			5855.000	60.507	54.761	-50.293	110.800	5.746	PK
9			5875.000	59.620	53.800	-45.580	105.200	5.820	PK
10			5925.000	60.818	54.852	-13.182	74.000	5.967	PK
11		*	5946.400	61.699	55.680	-12.301	74.000	6.019	PK

Note: Measure Level (dBμV/m) = Reading Level (dBμV) + Factor (dB)

Factor (dB) = Cable Loss (dB) + Antenna Factor (dB) (dB/m) - Pre_Amplifier Gain (dB)

Site: AC1	Time: 2016/11/11 - 23:16
Limit: FCC_Part15.407_RE(3m)	Engineer: Kevin Ke
Probe: BBHA9120D_1GHz_18GHz	Polarity: Vertical
EUT: US WI-FI AP 4X4 OD ext. antenna	Power: DC 54V
Test Mode: Transmit by 802.11ac-VHT80 at Channel 5775MHz Ant 3	

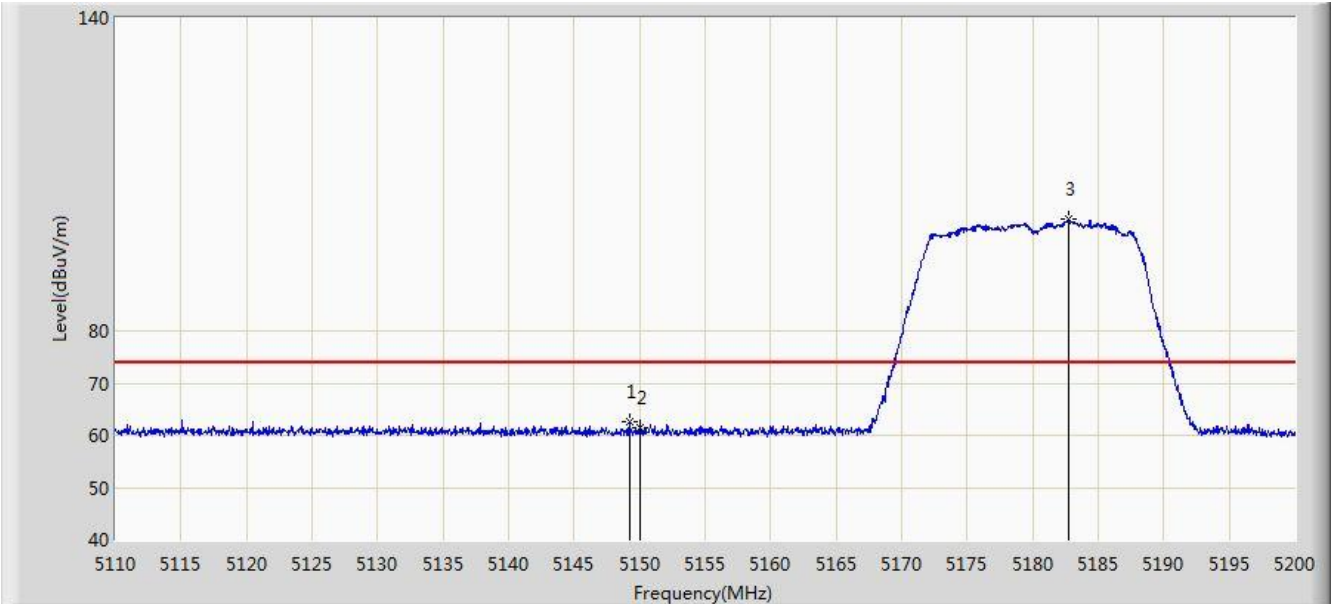


No	Flag	Mark	Frequency (MHz)	Measure Level (dBuV/m)	Reading Level (dBuV)	Margin (dB)	Limit (dBuV/m)	Factor (dB)	Type
1		*	5648.400	73.260	68.594	-0.740	74.000	4.666	PK
2			5650.000	71.860	67.189	-2.140	74.000	4.671	PK
3			5700.000	78.400	73.522	-26.800	105.200	4.878	PK
4			5720.000	81.180	76.183	-29.620	110.800	4.997	PK
5			5725.000	82.441	77.412	-39.759	122.200	5.029	PK
6			5760.200	119.493	114.252	N/A	N/A	5.241	PK
7			5850.000	80.538	74.812	-41.662	122.200	5.726	PK
8			5855.000	79.798	74.052	-31.002	110.800	5.746	PK
9			5875.000	75.624	69.804	-29.576	105.200	5.820	PK
10			5925.000	65.925	59.959	-8.075	74.000	5.967	PK
11			5926.400	67.126	61.156	-6.874	74.000	5.970	PK

Note: Measure Level (dBμV/m) = Reading Level (dBμV) + Factor (dB)

Factor (dB) = Cable Loss (dB) + Antenna Factor (dB) (dB/m) - Pre_Amplifier Gain (dB)

Site: AC2	Time: 2016/11/17 - 14:01
Limit: FCC_Part15.209_RE(3m)	Engineer: Kevin Ke
Probe: BBHA9120D_1GHz_18GHz	Polarity: Horizontal
EUT: US WI-FI AP 4X4 OD ext. antenna	Power: DC 54V
Test Mode: Transmit by 802.11a at Channel 5180MHz Ant 0+1+2+3	

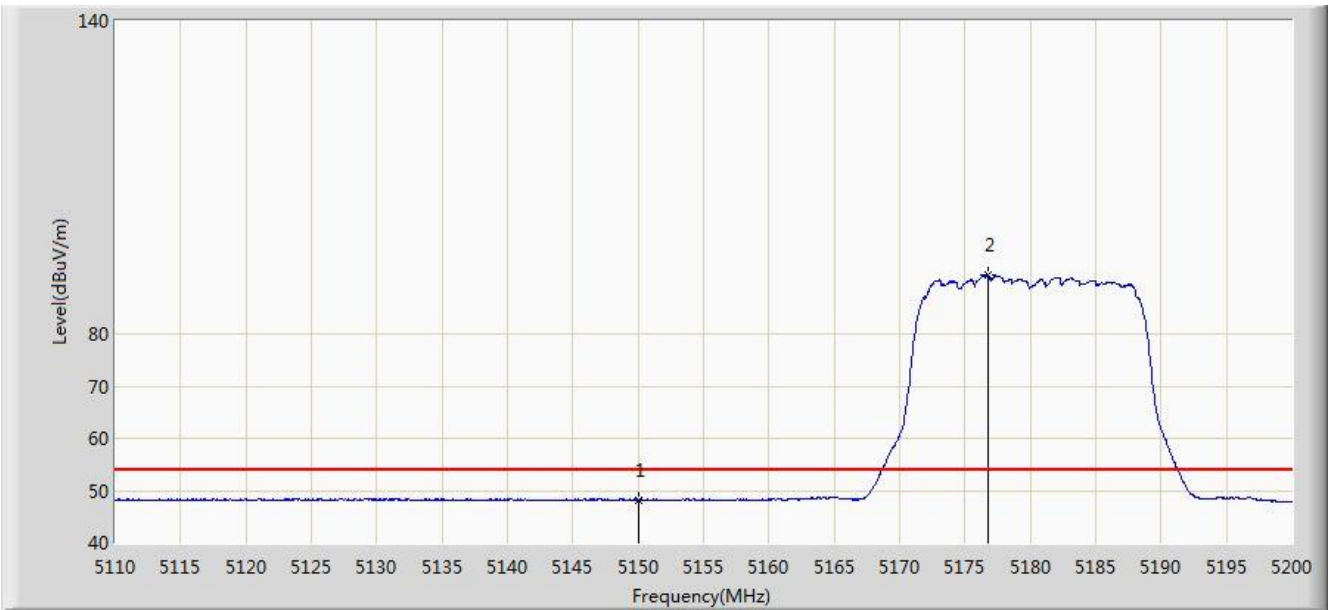


No	Flag	Mark	Frequency (MHz)	Measure Level (dBuV/m)	Reading Level (dBuV)	Margin (dB)	Limit (dBuV/m)	Factor (dB)	Type
1			5149.195	62.751	58.579	-11.249	74.000	4.172	PK
2			5150.000	61.533	57.364	-12.467	74.000	4.170	PK
3		*	5182.765	101.370	97.311	N/A	N/A	4.059	PK

Note: Measure Level (dBμV/m) = Reading Level (dBμV) + Factor (dB)

Factor (dB) = Cable Loss (dB) + Antenna Factor (dB/m) - Pre_Amplifier Gain (dB)

Site: AC2	Time: 2016/11/17 - 14:03
Limit: FCC_Part15.209_RE(3m)	Engineer: Kevin Ke
Probe: BBHA9120D_1GHz_18GHz	Polarity: Horizontal
EUT: US WI-FI AP 4X4 OD ext. antenna	Power: DC 54V
Test Mode: Transmit by 802.11a at Channel 5180MHz Ant 0+1+2+3	

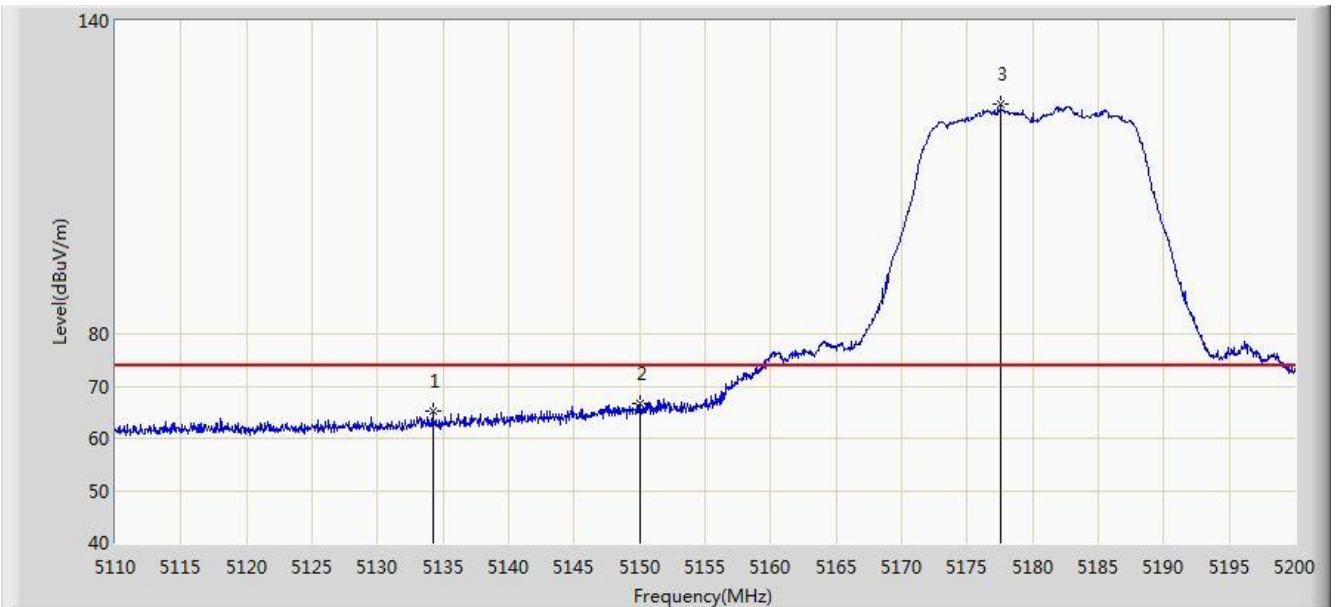


No	Flag	Mark	Frequency (MHz)	Measure Level (dBuV/m)	Reading Level (dBuV)	Margin (dB)	Limit (dBuV/m)	Factor (dB)	Type
1			5150.000	48.234	44.065	-5.766	54.000	4.170	AV
2		*	5176.735	91.284	87.204	N/A	N/A	4.081	AV

Note: Measure Level (dBμV/m) = Reading Level (dBμV) + Factor (dB)

Factor (dB) = Cable Loss (dB) + Antenna Factor (dB/m) - Pre_Amplifier Gain (dB)

Site: AC2	Time: 2016/11/17 - 14:00
Limit: FCC_Part15.209_RE(3m)	Engineer: Kevin Ke
Probe: BBHA9120D_1GHz_18GHz	Polarity: Vertical
EUT: US WI-FI AP 4X4 OD ext. antenna	Power: DC 54V
Test Mode: Transmit by 802.11a at Channel 5180MHz Ant 0+1+2+3	

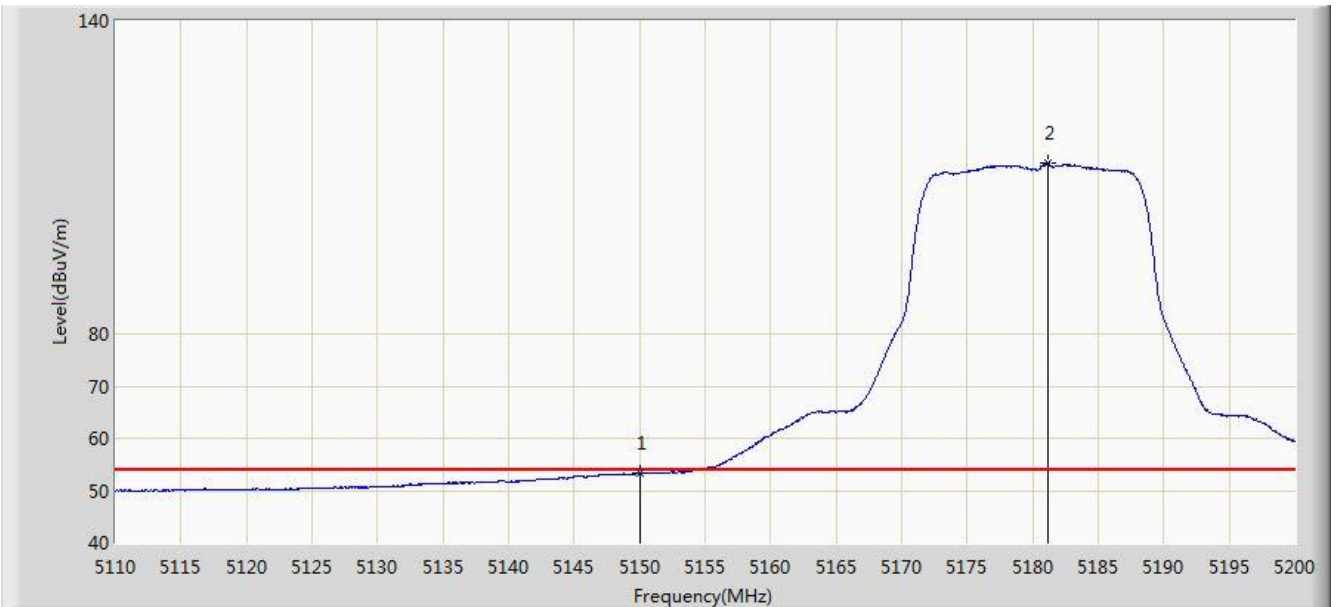


No	Flag	Mark	Frequency (MHz)	Measure Level (dBuV/m)	Reading Level (dBuV)	Margin (dB)	Limit (dBuV/m)	Factor (dB)	Type
1			5134.210	65.339	61.164	-8.661	74.000	4.176	PK
2			5150.000	66.523	62.354	-7.477	74.000	4.170	PK
3		*	5177.545	124.158	120.080	N/A	N/A	4.077	PK

Note: Measure Level (dB μ V/m) = Reading Level (dB μ V) + Factor (dB)

Factor (dB) = Cable Loss (dB) + Antenna Factor (dB/m) - Pre_Amplifier Gain (dB)

Site: AC2	Time: 2016/11/17 - 13:59
Limit: FCC_Part15.209_RE(3m)	Engineer: Kevin Ke
Probe: BBHA9120D_1GHz_18GHz	Polarity: Vertical
EUT: US WI-FI AP 4X4 OD ext. antenna	Power: DC 54V
Test Mode: Transmit by 802.11a at Channel 5180MHz Ant 0+1+2+3	

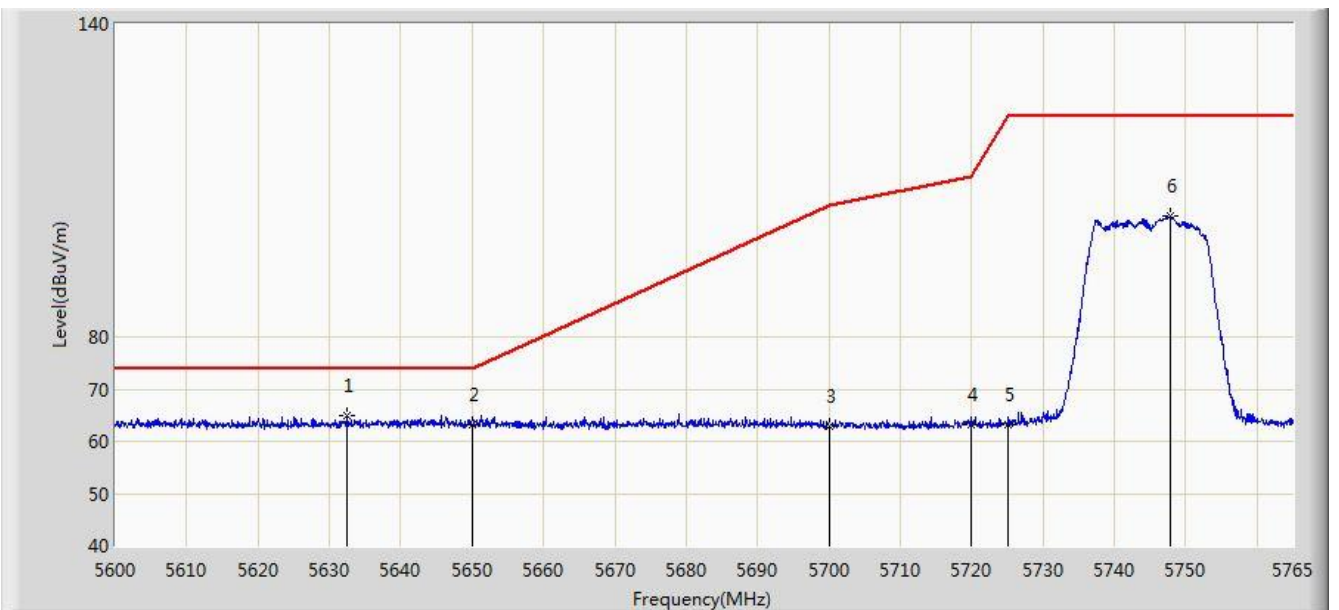


No	Flag	Mark	Frequency (MHz)	Measure Level (dBuV/m)	Reading Level (dBuV)	Margin (dB)	Limit (dBuV/m)	Factor (dB)	Type
1			5150.000	53.244	49.075	-0.756	54.000	4.170	AV
2		*	5181.190	112.614	108.549	N/A	N/A	4.064	AV

Note: Measure Level (dBμV/m) = Reading Level (dBμV) + Factor (dB)

Factor (dB) = Cable Loss (dB) + Antenna Factor (dB/m) - Pre_Amplifier Gain (dB)

Site: AC2	Time: 2016/11/17 - 15:06
Limit: FCC_Part15.407_RE(3m)	Engineer: Kevin Ke
Probe: BBHA9120D_1GHz_18GHz	Polarity: Horizontal
EUT: US WI-FI AP 4X4 OD ext. antenna	Power: DC 54V
Test Mode: Transmit by 802.11a at Channel 5745MHz Ant 0+1+2+3	

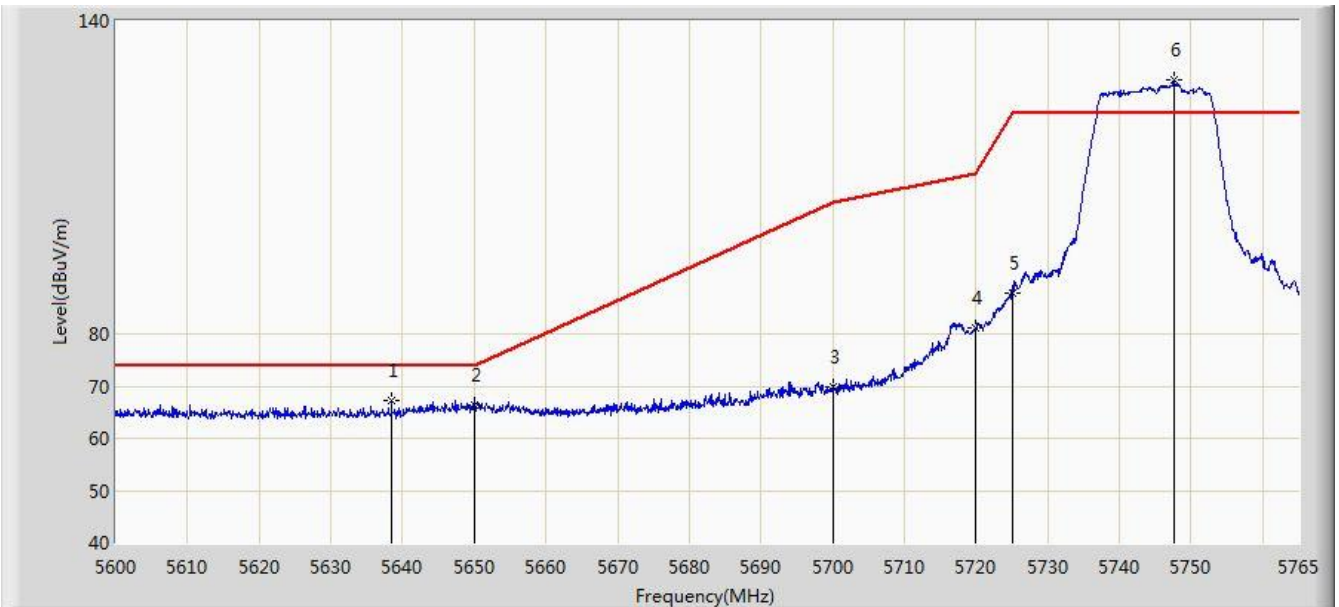


No	Flag	Mark	Frequency (MHz)	Measure Level (dBuV/m)	Reading Level (dBuV)	Margin (dB)	Limit (dBuV/m)	Factor (dB)	Type
1		*	5632.422	65.043	60.427	-8.957	74.000	4.616	PK
2			5650.000	63.273	58.602	-10.727	74.000	4.671	PK
3			5700.000	62.908	58.030	-42.292	105.200	4.878	PK
4			5720.000	63.256	58.259	-47.544	110.800	4.997	PK
5			5725.000	63.096	58.067	-59.104	122.200	5.029	PK
6			5747.922	103.257	98.085	N/A	N/A	5.172	PK

Note: Measure Level (dBuV/m) = Reading Level (dBuV) + Factor (dB)

Factor (dB) = Cable Loss (dB) + Antenna Factor (dB/m) - Pre_Amplifier Gain (dB)

Site: AC2	Time: 2016/11/17 - 15:03
Limit: FCC_Part15.407_RE(3m)	Engineer: Kevin Ke
Probe: BBHA9120D_1GHz_18GHz	Polarity: Vertical
EUT: US WI-FI AP 4X4 OD ext. antenna	Power: DC 54V
Test Mode: Transmit by 802.11a at Channel 5745MHz Ant 0+1+2+3	

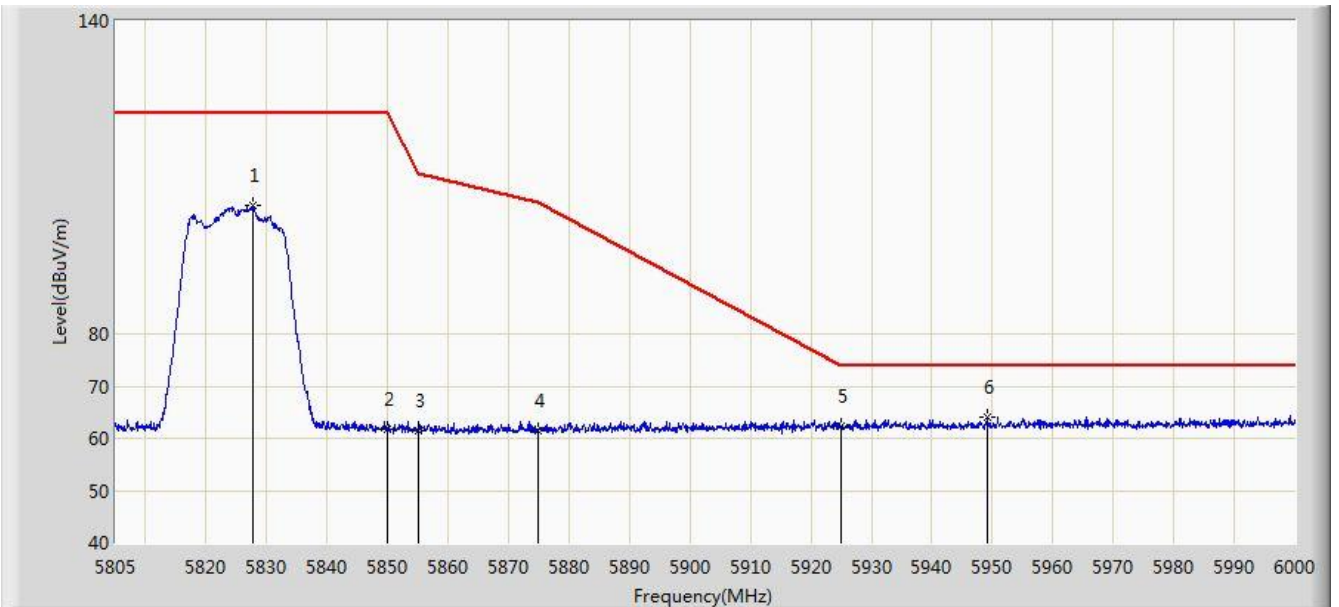


No	Flag	Mark	Frequency (MHz)	Measure Level (dBuV/m)	Reading Level (dBuV)	Margin (dB)	Limit (dBuV/m)	Factor (dB)	Type
1			5638.445	67.319	62.686	-6.681	74.000	4.633	PK
2			5650.000	66.433	61.762	-7.567	74.000	4.671	PK
3			5700.000	69.942	65.064	-35.258	105.200	4.878	PK
4			5720.000	81.258	76.261	-29.542	110.800	4.997	PK
5			5725.000	87.902	82.873	-34.298	122.200	5.029	PK
6		*	5747.592	128.834	123.664	N/A	N/A	5.170	PK

Note: Measure Level (dBuV/m) = Reading Level (dBuV) + Factor (dB)

Factor (dB) = Cable Loss (dB) + Antenna Factor (dB/m) - Pre_Amplifier Gain (dB)

Site: AC2	Time: 2016/11/17 - 15:14
Limit: FCC_Part15.407_RE(3m)	Engineer: Kevin Ke
Probe: BBHA9120D_1GHz_18GHz	Polarity: Horizontal
EUT: US WI-FI AP 4X4 OD ext. antenna	Power: DC 54V
Test Mode: Transmit by 802.11a at Channel 5825MHz Ant 0+1+2+3	

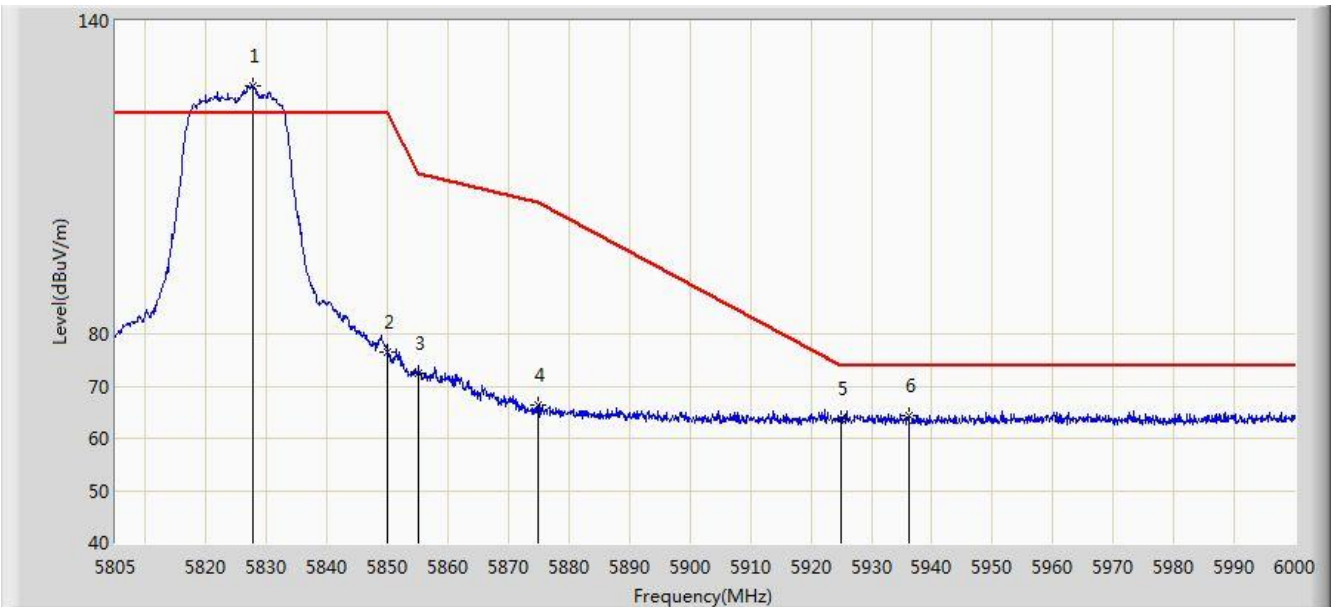


No	Flag	Mark	Frequency (MHz)	Measure Level (dBuV/m)	Reading Level (dBuV)	Margin (dB)	Limit (dBuV/m)	Factor (dB)	Type
1			5827.717	104.565	98.961	N/A	N/A	5.603	PK
2			5850.000	61.694	55.968	-60.506	122.200	5.726	PK
3			5855.000	61.393	55.647	-49.407	110.800	5.746	PK
4			5875.000	61.541	55.721	-43.659	105.200	5.820	PK
5			5925.000	62.291	56.325	-11.709	74.000	5.967	PK
6		*	5949.105	64.023	57.999	-9.977	74.000	6.024	PK

Note: Measure Level (dBuV/m) = Reading Level (dBuV) + Factor (dB)

Factor (dB) = Cable Loss (dB) + Antenna Factor (dB/m) - Pre_Amplifier Gain (dB)

Site: AC2	Time: 2016/11/17 - 15:09
Limit: FCC_Part15.407_RE(3m)	Engineer: Kevin Ke
Probe: BBHA9120D_1GHz_18GHz	Polarity: Vertical
EUT: US WI-FI AP 4X4 OD ext. antenna	Power: DC 54V
Test Mode: Transmit by 802.11a at Channel 5825MHz Ant 0+1+2+3	

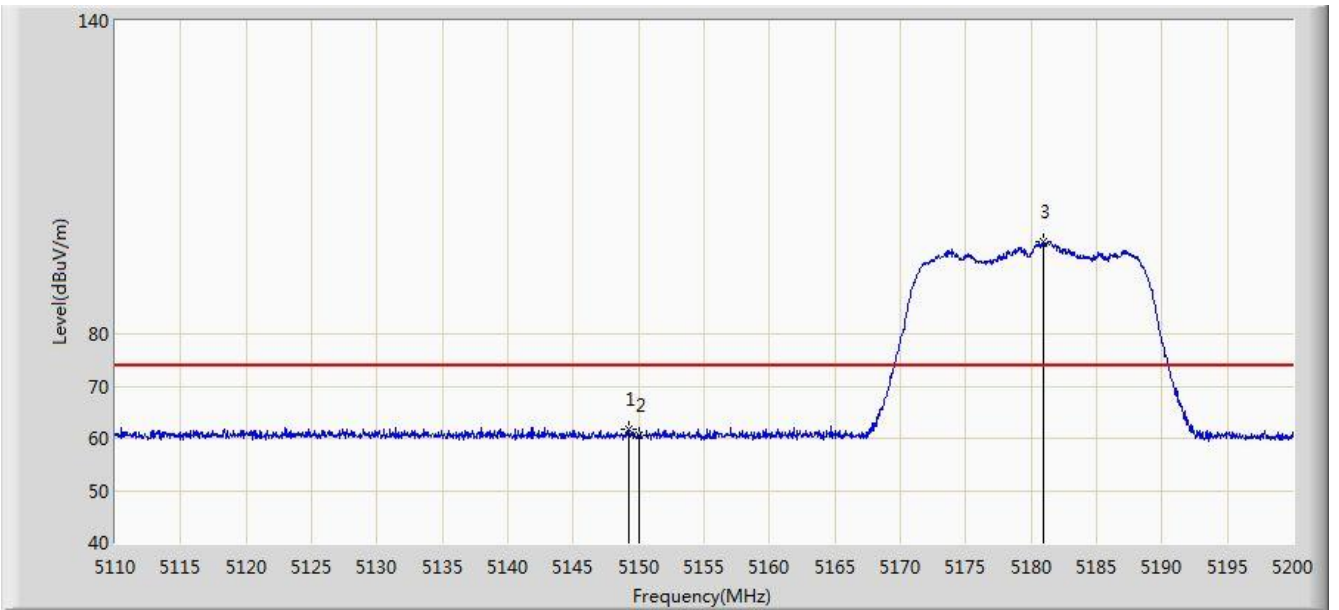


No	Flag	Mark	Frequency (MHz)	Measure Level (dBuV/m)	Reading Level (dBuV)	Margin (dB)	Limit (dBuV/m)	Factor (dB)	Type
1		*	5827.620	127.544	121.941	N/A	N/A	5.603	PK
2			5850.000	76.659	70.933	-45.541	122.200	5.726	PK
3			5855.000	72.459	66.713	-38.341	110.800	5.746	PK
4			5875.000	66.323	60.503	-38.877	105.200	5.820	PK
5			5925.000	63.853	57.887	-10.147	74.000	5.967	PK
6			5936.235	64.380	58.386	-9.620	74.000	5.995	PK

Note: Measure Level (dBuV/m) = Reading Level (dBuV) + Factor (dB)

Factor (dB) = Cable Loss (dB) + Antenna Factor (dB/m) - Pre_Amplifier Gain (dB)

Site: AC2	Time: 2016/11/17 - 15:24
Limit: FCC_Part15.209_RE(3m)	Engineer: Kevin Ke
Probe: BBHA9120D_1GHz_18GHz	Polarity: Horizontal
EUT: US WI-FI AP 4X4 OD ext. antenna	Power: DC 54V
Test Mode: Transmit by 802.11n-HT20 at Channel 5180MHz Ant 0+1+2+3	

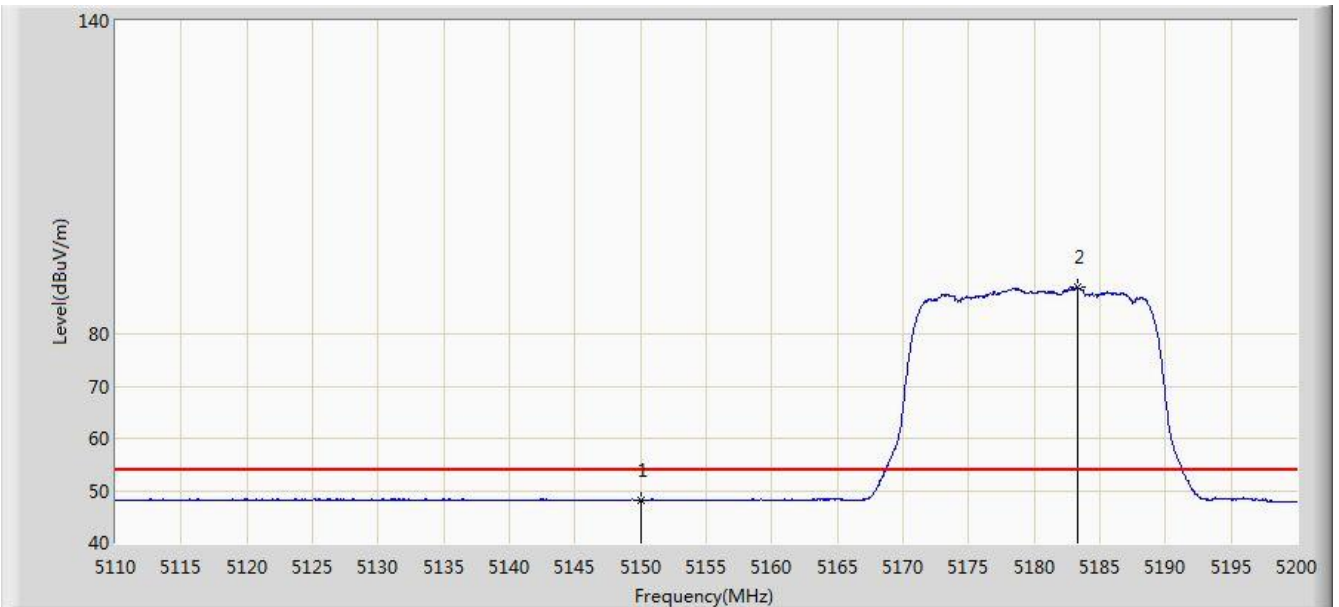


No	Flag	Mark	Frequency (MHz)	Measure Level (dBuV/m)	Reading Level (dBuV)	Margin (dB)	Limit (dBuV/m)	Factor (dB)	Type
1			5149.285	61.693	57.521	-12.307	74.000	4.171	PK
2			5150.000	60.489	56.320	-13.511	74.000	4.170	PK
3		*	5180.920	97.715	93.649	N/A	N/A	4.066	PK

Note: Measure Level (dB μ V/m) = Reading Level (dB μ V) + Factor (dB)

Factor (dB) = Cable Loss (dB) + Antenna Factor (dB/m) - Pre_Amplifier Gain (dB)

Site: AC2	Time: 2016/11/17 - 15:26
Limit: FCC_Part15.209_RE(3m)	Engineer: Kevin Ke
Probe: BBHA9120D_1GHz_18GHz	Polarity: Horizontal
EUT: US WI-FI AP 4X4 OD ext. antenna	Power: DC 54V
Test Mode: Transmit by 802.11n-HT20 at Channel 5180MHz Ant 0+1+2+3	

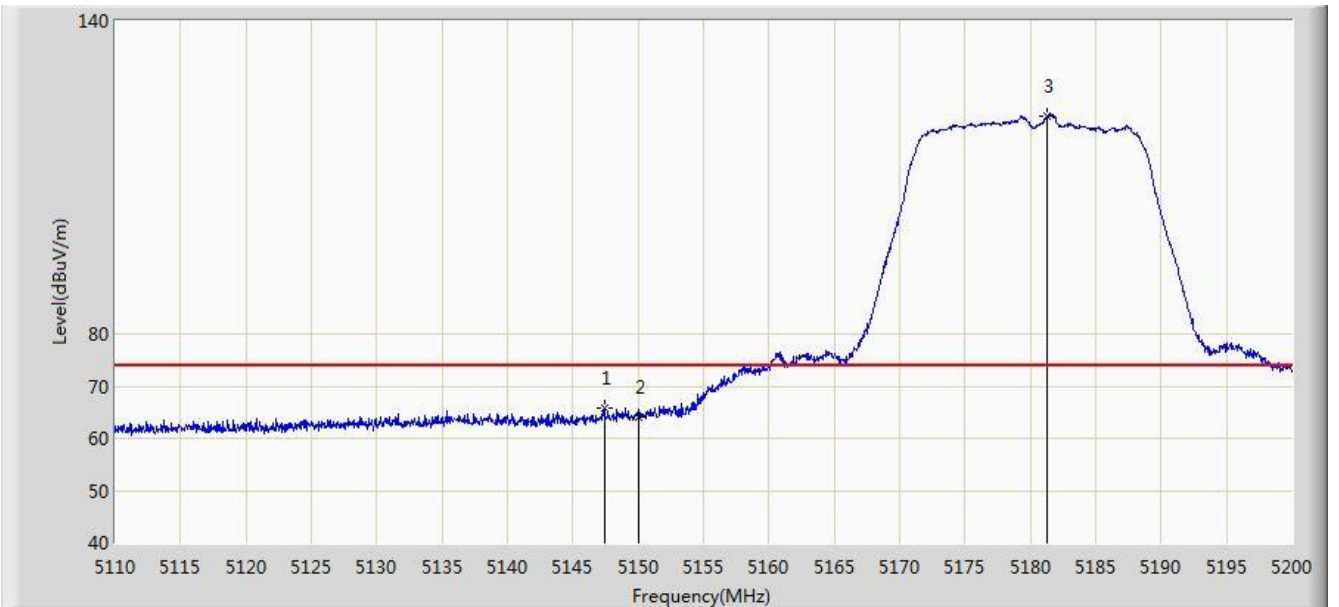


No	Flag	Mark	Frequency (MHz)	Measure Level (dBuV/m)	Reading Level (dBuV)	Margin (dB)	Limit (dBuV/m)	Factor (dB)	Type
1			5150.000	48.103	43.934	-5.897	54.000	4.170	AV
2		*	5183.260	88.958	84.901	N/A	N/A	4.057	AV

Note: Measure Level (dBuV/m) = Reading Level (dBuV) + Factor (dB)

Factor (dB) = Cable Loss (dB) + Antenna Factor (dB/m) - Pre_Amplifier Gain (dB)

Site: AC2	Time: 2016/11/17 - 15:23
Limit: FCC_Part15.209_RE(3m)	Engineer: Kevin Ke
Probe: BBHA9120D_1GHz_18GHz	Polarity: Vertical
EUT: US WI-FI AP 4X4 OD ext. antenna	Power: DC 54V
Test Mode: Transmit by 802.11n-HT20 at Channel 5180MHz Ant 0+1+2+3 Power=16.5	

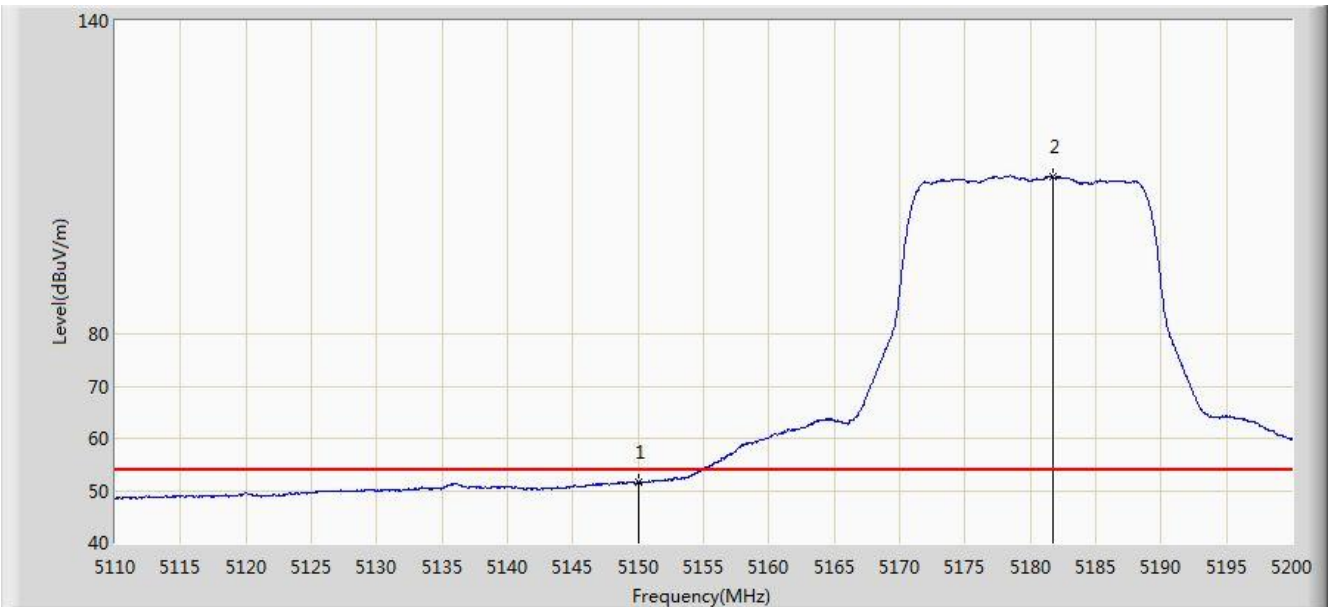


No	Flag	Mark	Frequency (MHz)	Measure Level (dBuV/m)	Reading Level (dBuV)	Margin (dB)	Limit (dBuV/m)	Factor (dB)	Type
1			5147.395	65.777	61.601	-8.223	74.000	4.175	PK
2			5150.000	64.110	59.941	-9.890	74.000	4.170	PK
3		*	5181.325	121.866	117.802	N/A	N/A	4.064	PK

Note: Measure Level (dB μ V/m) = Reading Level (dB μ V) + Factor (dB)

Factor (dB) = Cable Loss (dB) + Antenna Factor (dB/m) - Pre_Amplifier Gain (dB)

Site: AC2	Time: 2016/11/17 - 15:22
Limit: FCC_Part15.209_RE(3m)	Engineer: Kevin Ke
Probe: BBHA9120D_1GHz_18GHz	Polarity: Vertical
EUT: US WI-FI AP 4X4 OD ext. antenna	Power: DC 54V
Test Mode: Transmit by 802.11n-HT20 at Channel 5180MHz Ant 0+1+2+3	

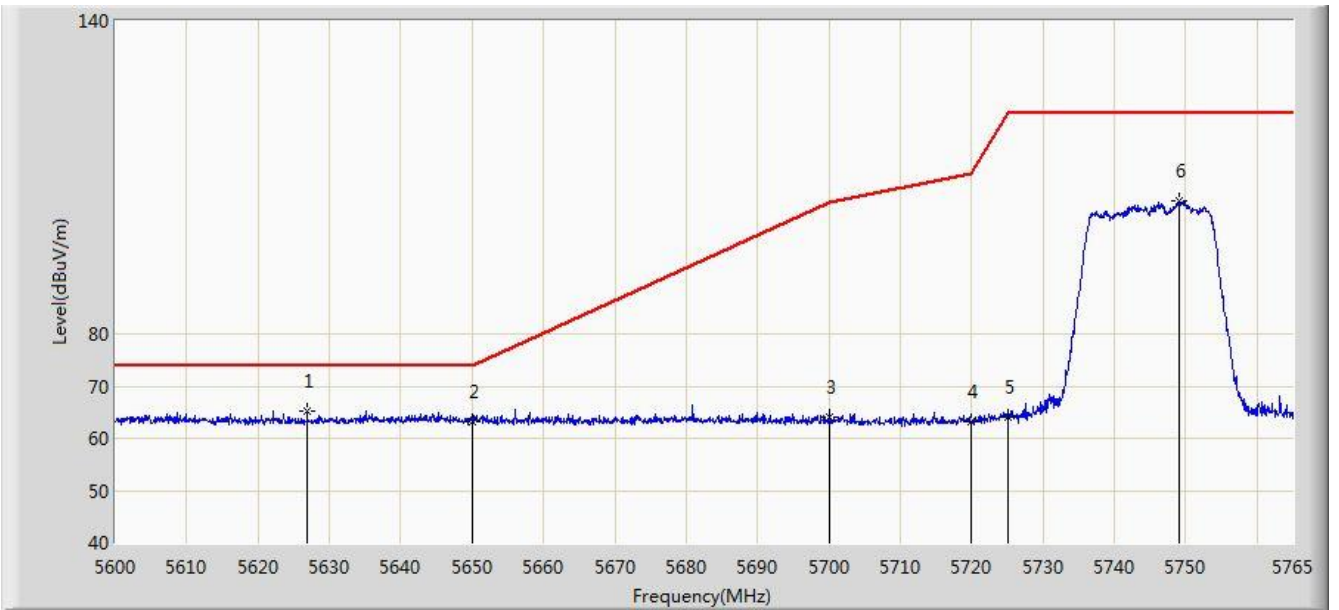


No	Flag	Mark	Frequency (MHz)	Measure Level (dBuV/m)	Reading Level (dBuV)	Margin (dB)	Limit (dBuV/m)	Factor (dB)	Type
1			5150.000	51.530	47.361	-2.470	54.000	4.170	AV
2		*	5181.775	110.060	105.997	N/A	N/A	4.063	AV

Note: Measure Level (dBμV/m) = Reading Level (dBμV) + Factor (dB)

Factor (dB) = Cable Loss (dB) + Antenna Factor (dB/m) - Pre_Amplifier Gain (dB)

Site: AC2	Time: 2016/11/17 - 16:16
Limit: FCC_Part15.407_RE(3m)	Engineer: Kevin Ke
Probe: BBHA9120D_1GHz_18GHz	Polarity: Horizontal
EUT: US WI-FI AP 4X4 OD ext. antenna	Power: DC 54V
Test Mode: Transmit by 802.11n-HT20 at Channel 5745MHz Ant 0+1+2+3	

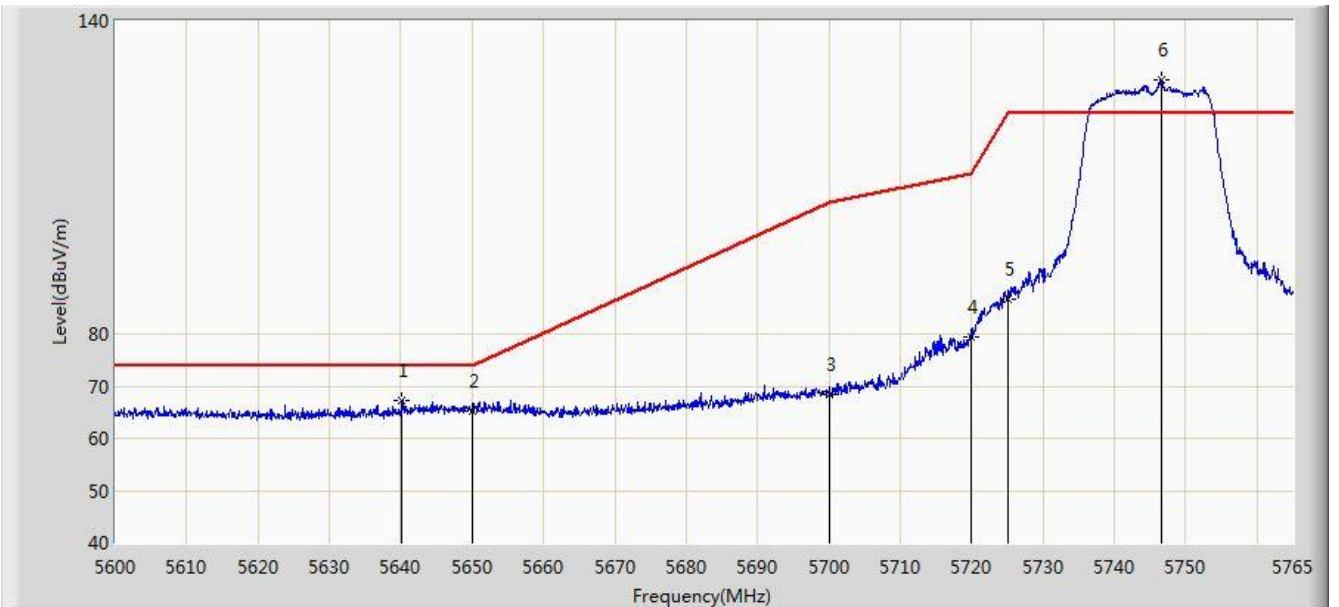


No	Flag	Mark	Frequency (MHz)	Measure Level (dBuV/m)	Reading Level (dBuV)	Margin (dB)	Limit (dBuV/m)	Factor (dB)	Type
1		*	5626.895	65.089	60.489	-8.911	74.000	4.601	PK
2			5650.000	63.240	58.569	-10.760	74.000	4.671	PK
3			5700.000	64.096	59.218	-41.104	105.200	4.878	PK
4			5720.000	63.167	58.170	-47.633	110.800	4.997	PK
5			5725.000	64.139	59.110	-58.061	122.200	5.029	PK
6			5748.995	105.423	100.245	N/A	N/A	5.177	PK

Note: Measure Level (dBuV/m) = Reading Level (dBuV) + Factor (dB)

Factor (dB) = Cable Loss (dB) + Antenna Factor (dB/m) - Pre_Amplifier Gain (dB)

Site: AC2	Time: 2016/11/17 - 16:13
Limit: FCC_Part15.407_RE(3m)	Engineer: Kevin Ke
Probe: BBHA9120D_1GHz_18GHz	Polarity: Vertical
EUT: US WI-FI AP 4X4 OD ext. antenna	Power: DC 54V
Test Mode: Transmit by 802.11n-HT20 at Channel 5745MHz Ant 0+1+2+3	

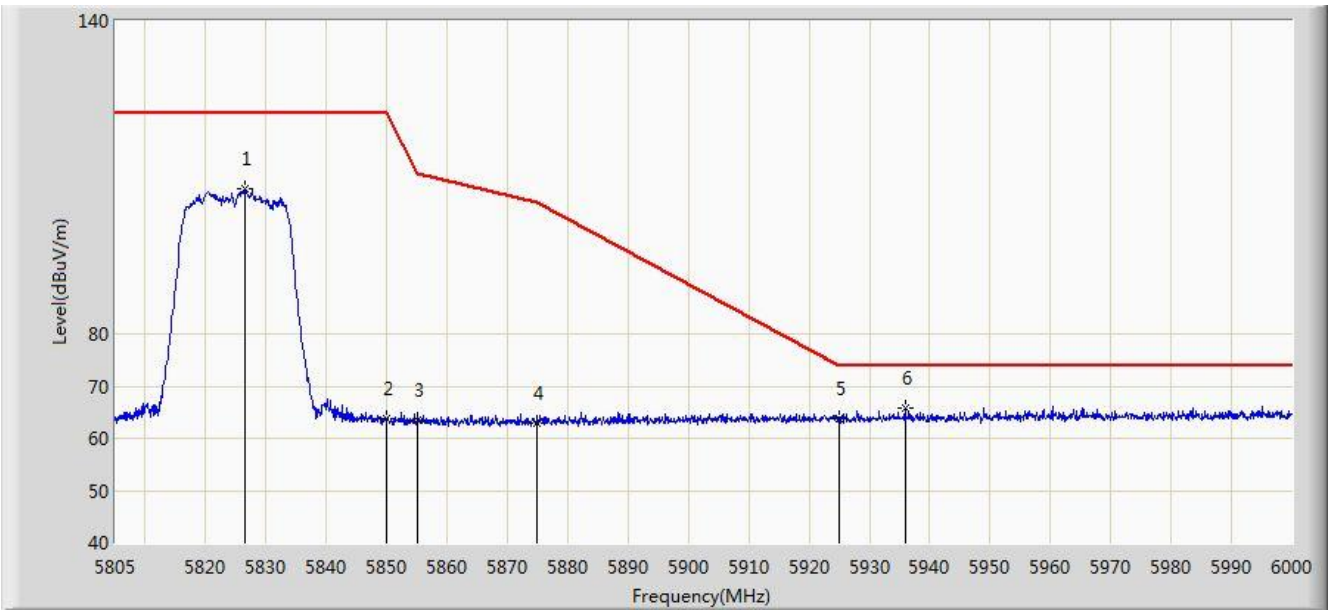


No	Flag	Mark	Frequency (MHz)	Measure Level (dBuV/m)	Reading Level (dBuV)	Margin (dB)	Limit (dBuV/m)	Factor (dB)	Type
1			5640.095	67.336	62.698	-6.664	74.000	4.638	PK
2			5650.000	65.267	60.596	-8.733	74.000	4.671	PK
3			5700.000	68.264	63.386	-36.936	105.200	4.878	PK
4			5720.000	79.321	75.339	-31.479	110.800	3.982	PK
5			5725.000	86.555	81.526	-35.645	122.200	5.029	PK
6		*	5746.685	128.736	123.571	N/A	N/A	5.165	PK

Note: Measure Level (dBuV/m) = Reading Level (dBuV) + Factor (dB)

Factor (dB) = Cable Loss (dB) + Antenna Factor (dB/m) - Pre_Amplifier Gain (dB)

Site: AC2	Time: 2016/11/17 - 16:21
Limit: FCC_Part15.407_RE(3m)	Engineer: Kevin Ke
Probe: BBHA9120D_1-18GHz	Polarity: Horizontal
EUT: US WI-FI AP 4X4 OD ext. antenna	Power: DC 54V
Test Mode: Transmit by 802.11n-HT20 at Channel 5825MHz Ant 0+1+2+3	

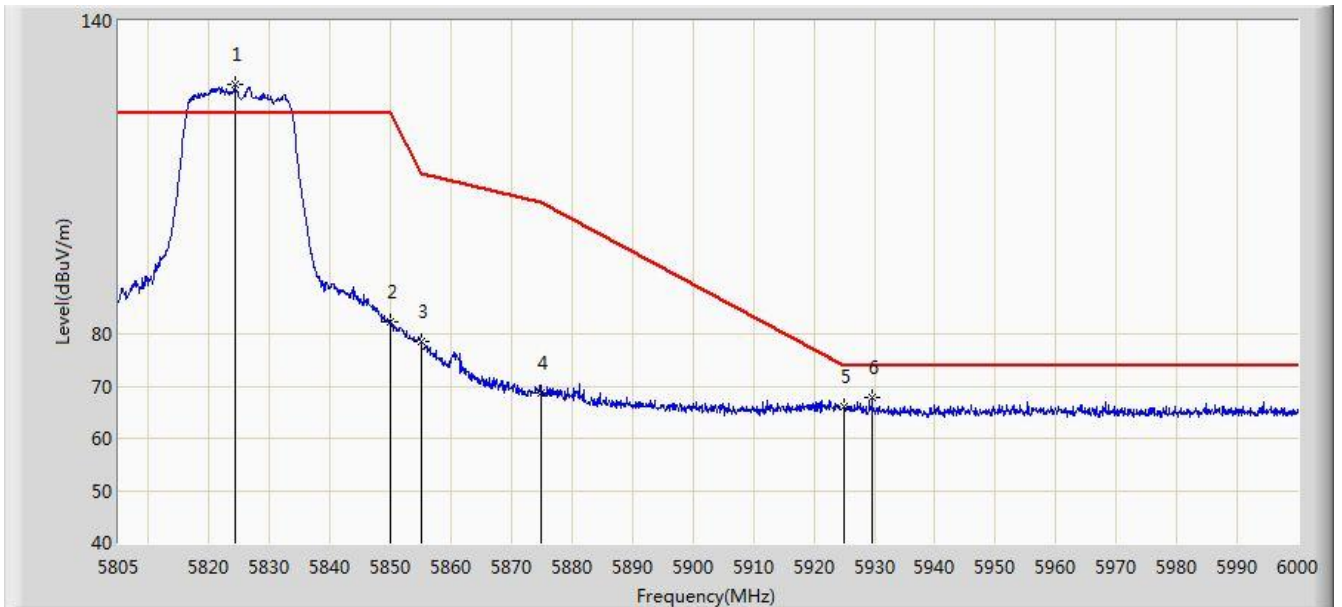


No	Flag	Mark	Frequency (MHz)	Measure Level (dBuV/m)	Reading Level (dBuV)	Margin (dB)	Limit (dBuV/m)	Factor (dB)	Type
1			5826.450	107.767	75.137	N/A	N/A	32.630	PK
2			5850.000	63.720	31.019	-58.480	122.200	32.701	PK
3			5855.000	63.480	30.771	-47.320	110.800	32.709	PK
4			5875.000	62.873	30.138	-42.327	105.200	32.735	PK
5			5925.000	63.724	30.994	-10.276	74.000	32.730	PK
6		*	5935.942	65.697	32.980	-8.303	74.000	32.717	PK

Note: Measure Level (dBuV/m) = Reading Level (dBuV) + Factor (dB)

Factor (dB) = Cable Loss (dB) + Antenna Factor (dB/m) - Pre_Amplifier Gain (dB)

Site: AC2	Time: 2016/11/17 - 16:19
Limit: FCC_Part15.407_RE(3m)	Engineer: Kevin Ke
Probe: BBHA9120D_1GHz_18GHz	Polarity: Vertical
EUT: US WI-FI AP 4X4 OD ext. antenna	Power: DC 54V
Test Mode: Transmit by 802.11n-HT20 at Channel 5825MHz Ant 0+1+2+3	

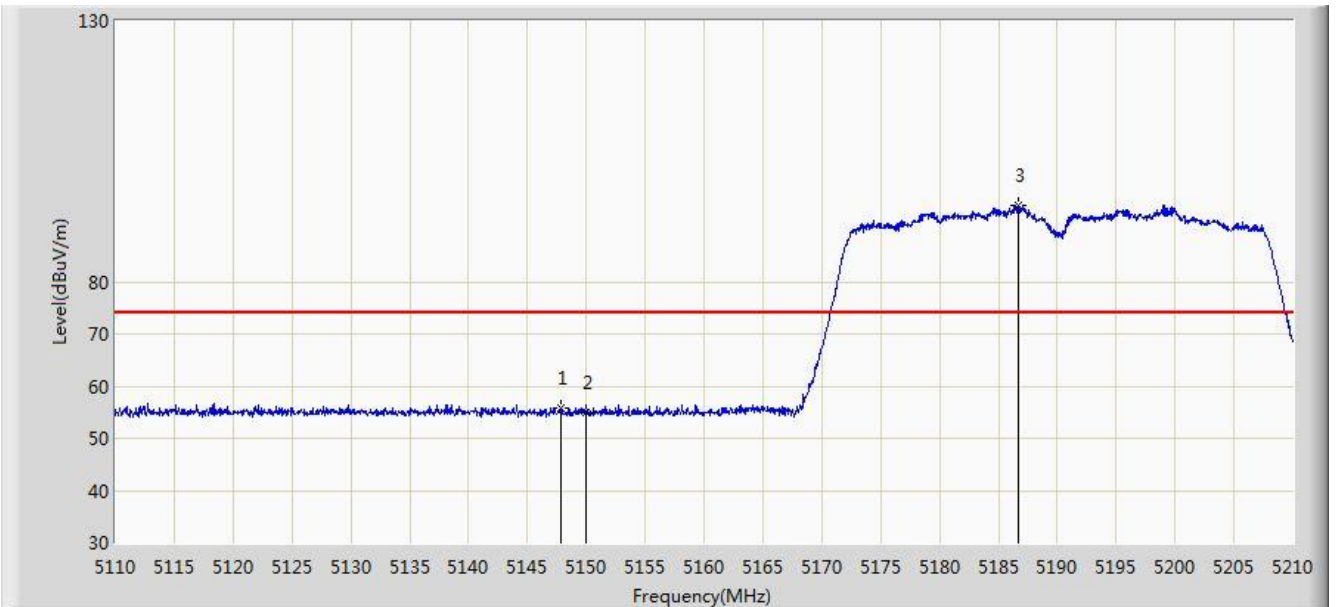


No	Flag	Mark	Frequency (MHz)	Measure Level (dBuV/m)	Reading Level (dBuV)	Margin (dB)	Limit (dBuV/m)	Factor (dB)	Type
1		*	5824.208	127.897	122.314	N/A	N/A	5.584	PK
2			5850.000	82.268	76.542	-39.932	122.200	5.726	PK
3			5855.000	78.530	72.784	-32.270	110.800	5.746	PK
4			5875.000	68.567	62.747	-36.633	105.200	5.820	PK
5			5925.000	66.131	60.165	-7.869	74.000	5.967	PK
6			5929.605	67.723	61.745	-6.277	74.000	5.978	PK

Note: Measure Level (dB μ V/m) = Reading Level (dB μ V) + Factor (dB)

Factor (dB) = Cable Loss (dB) + Antenna Factor (dB/m) - Pre_Amplifier Gain (dB)

Site: AC2	Time: 2016/11/17 - 16:33
Limit: FCC_Part15.209_RE(3m)	Engineer: Kevin Ke
Probe: BBHA9120D_1GHz_18GHz	Polarity: Horizontal
EUT: US WI-FI AP 4X4 OD ext. antenna	Power: DC 54V
Test Mode: Transmit by 802.11n-HT40 at Channel 5190MHz Ant 0+1+2+3	

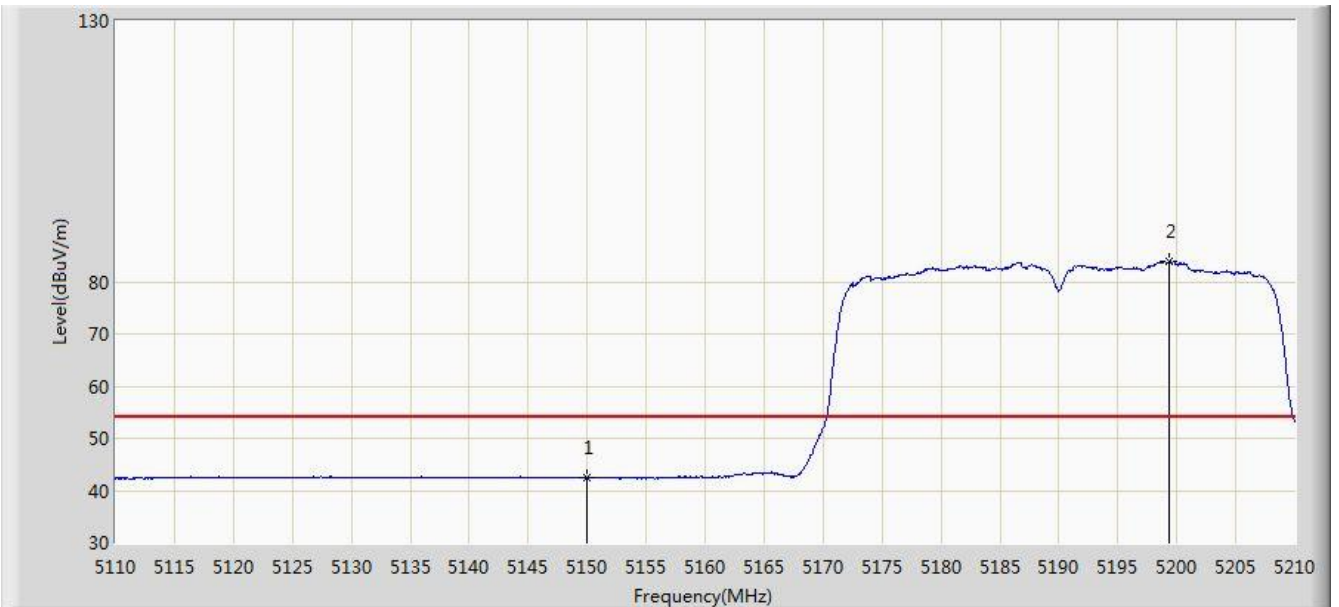


No	Flag	Mark	Frequency (MHz)	Measure Level (dBuV/m)	Reading Level (dBuV)	Margin (dB)	Limit (dBuV/m)	Factor (dB)	Type
1			5147.900	55.940	51.764	-18.060	74.000	4.176	PK
2			5150.000	54.997	50.828	-19.003	74.000	4.170	PK
3		*	5186.750	94.769	90.724	N/A	N/A	4.045	PK

Note: Measure Level (dBμV/m) = Reading Level (dBμV) + Factor (dB)

Factor (dB) = Cable Loss (dB) + Antenna Factor (dB/m) - Pre_Amplifier Gain (dB)

Site: AC2	Time: 2016/11/17 - 16:36
Limit: FCC_Part15.209_RE(3m)	Engineer: Kevin Ke
Probe: BBHA9120D_1GHz_18GHz	Polarity: Horizontal
EUT: US WI-FI AP 4X4 OD ext. antenna	Power: DC 54V
Test Mode: Transmit by 802.11n-HT40 at Channel 5190MHz Ant 0+1+2+3	

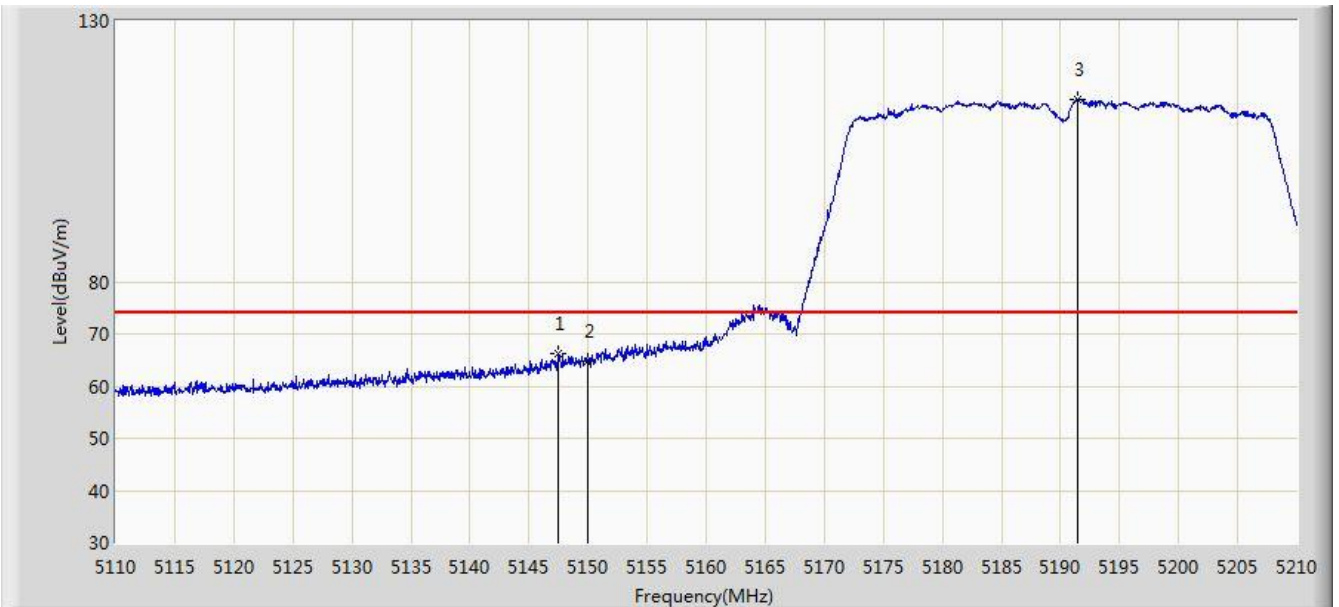


No	Flag	Mark	Frequency (MHz)	Measure Level (dBuV/m)	Reading Level (dBuV)	Margin (dB)	Limit (dBuV/m)	Factor (dB)	Type
1			5150.000	42.436	38.267	-11.564	54.000	4.170	AV
2		*	5199.300	83.900	79.899	N/A	N/A	4.001	AV

Note: Measure Level (dB μ V/m) = Reading Level (dB μ V) + Factor (dB)

Factor (dB) = Cable Loss (dB) + Antenna Factor (dB/m) - Pre_Amplifier Gain (dB)

Site: AC2	Time: 2016/11/17 - 16:32
Limit: FCC_Part15.209_RE(3m)	Engineer: Kevin Ke
Probe: BBHA9120D_1GHz_18GHz	Polarity: Vertical
EUT: US WI-FI AP 4X4 OD ext. antenna	Power: DC 54V
Test Mode: Transmit by 802.11n-HT40 at Channel 5190MHz Ant 0+1+2+3	

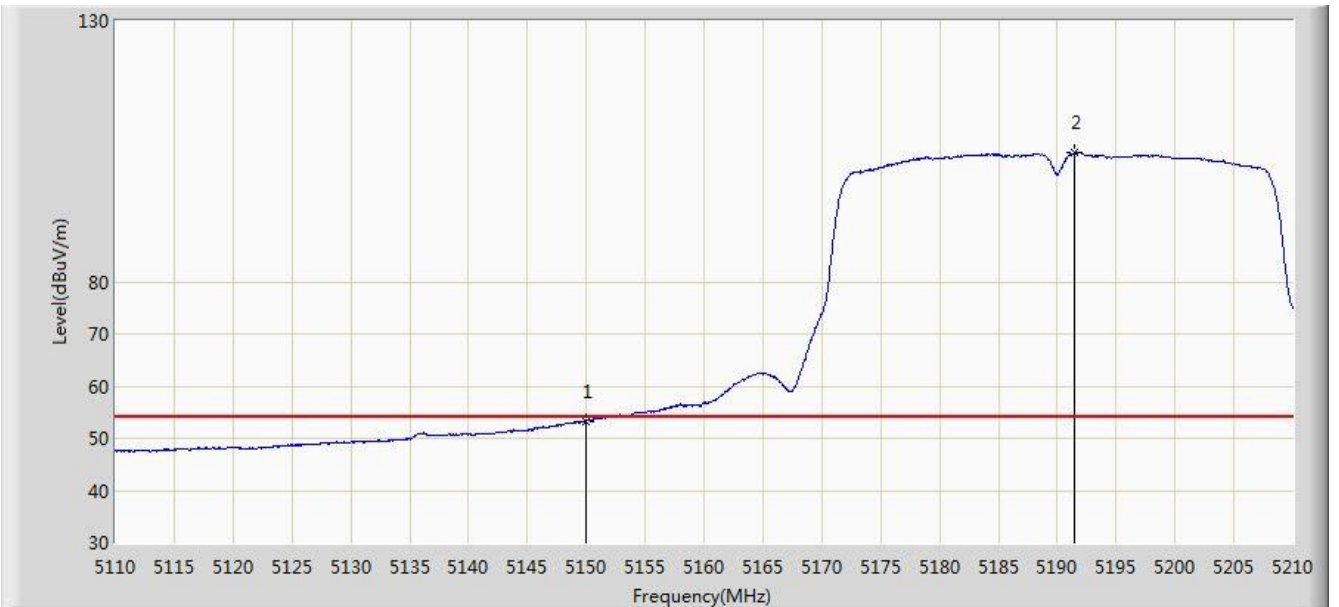


No	Flag	Mark	Frequency (MHz)	Measure Level (dBuV/m)	Reading Level (dBuV)	Margin (dB)	Limit (dBuV/m)	Factor (dB)	Type
1			5147.450	66.242	62.066	-7.758	74.000	4.176	PK
2			5150.000	64.899	60.730	-9.101	74.000	4.170	PK
3		*	5191.500	115.036	111.008	N/A	N/A	4.028	PK

Note: Measure Level (dB μ V/m) = Reading Level (dB μ V) + Factor (dB)

Factor (dB) = Cable Loss (dB) + Antenna Factor (dB/m) - Pre_Amplifier Gain (dB)

Site: AC2	Time: 2016/11/17 - 16:31
Limit: FCC_Part15.209_RE(3m)	Engineer: Kevin Ke
Probe: BBHA9120D_1GHz_18GHz	Polarity: Vertical
EUT: US WI-FI AP 4X4 OD ext. antenna	Power: DC 54V
Test Mode: Transmit by 802.11n-HT40 at Channel 5190MHz Ant 0+1+2+3	

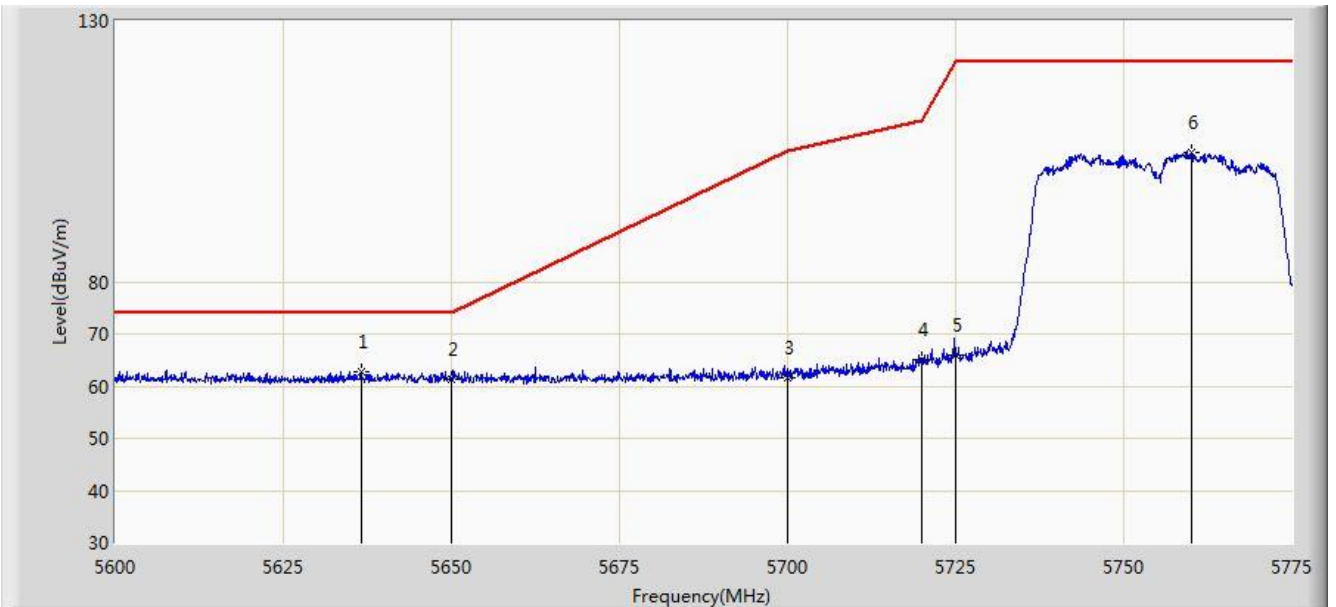


No	Flag	Mark	Frequency (MHz)	Measure Level (dBuV/m)	Reading Level (dBuV)	Margin (dB)	Limit (dBuV/m)	Factor (dB)	Type
1			5150.000	53.303	49.134	-0.697	54.000	4.170	AV
2		*	5191.450	104.730	100.702	N/A	N/A	4.028	AV

Note: Measure Level (dBμV/m) = Reading Level (dBμV) + Factor (dB)

Factor (dB) = Cable Loss (dB) + Antenna Factor (dB/m) - Pre_Amplifier Gain (dB)

Site: AC2	Time: 2016/11/17 - 17:18
Limit: FCC_Part15.407_RE(3m)	Engineer: Kevin Ke
Probe: BBHA9120D_1GHz_18GHz	Polarity: Horizontal
EUT: US WI-FI AP 4X4 OD ext. antenna	Power: DC 54V
Test Mode: Transmit by 802.11n-HT40 at Channel 5755MHz Ant 0+1+2+3	

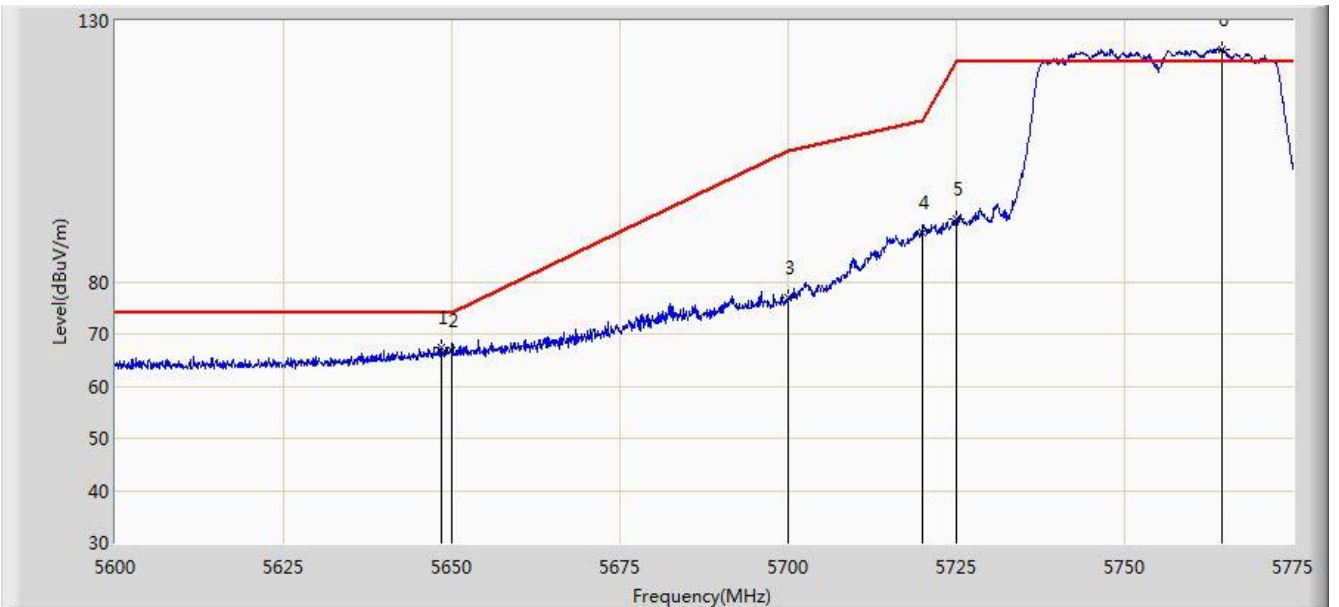


No	Flag	Mark	Frequency (MHz)	Measure Level (dBuV/m)	Reading Level (dBuV)	Margin (dB)	Limit (dBuV/m)	Factor (dB)	Type
1		*	5636.575	62.780	58.152	-11.220	74.000	4.628	PK
2			5650.000	61.165	56.494	-12.835	74.000	4.671	PK
3			5700.000	61.628	56.750	-43.572	105.200	4.878	PK
4			5720.000	65.064	60.067	-45.736	110.800	4.997	PK
5			5725.000	66.000	60.971	-56.200	122.200	5.029	PK
6			5760.125	104.847	99.606	N/A	N/A	5.240	PK

Note: Measure Level (dBuV/m) = Reading Level (dBuV) + Factor (dB)

Factor (dB) = Cable Loss (dB) + Antenna Factor (dB/m) - Pre_Amplifier Gain (dB)

Site: AC2	Time: 2016/11/17 - 17:15
Limit: FCC_Part15.407_RE(3m)	Engineer: Kevin Ke
Probe: BBHA9120D_1GHz_18GHz	Polarity: Vertical
EUT: US WI-FI AP 4X4 OD ext. antenna	Power: DC 54V
Test Mode: Transmit by 802.11n-HT40 at Channel 5755MHz Ant 0+1+2+3	

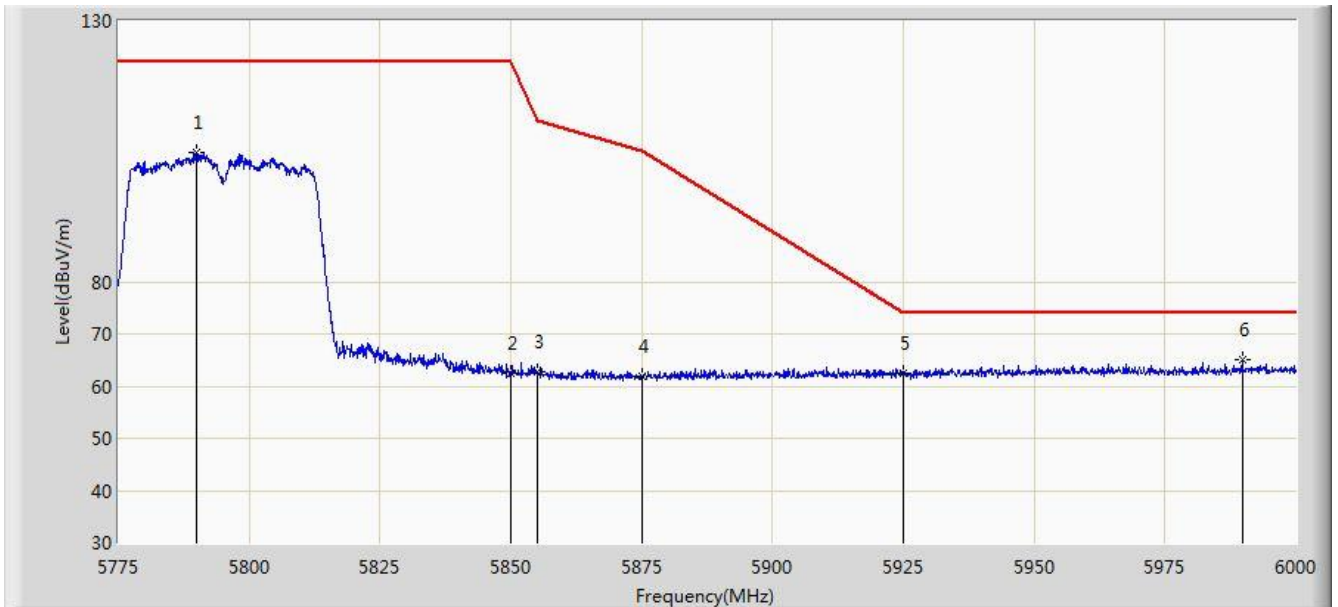


No	Flag	Mark	Frequency (MHz)	Measure Level (dBuV/m)	Reading Level (dBuV)	Margin (dB)	Limit (dBuV/m)	Factor (dB)	Type
1			5648.475	67.434	62.768	-6.566	74.000	4.666	PK
2			5650.000	66.765	62.094	-7.235	74.000	4.671	PK
3			5700.000	76.877	71.999	-28.323	105.200	4.878	PK
4			5720.000	89.513	84.516	-21.287	110.800	4.997	PK
5			5725.000	91.953	86.924	-30.247	122.200	5.029	PK
6		*	5764.500	124.604	119.341	N/A	N/A	5.263	PK

Note: Measure Level (dBuV/m) = Reading Level (dBuV) + Factor (dB)

Factor (dB) = Cable Loss (dB) + Antenna Factor (dB/m) - Pre_Amplifier Gain (dB)

Site: AC2	Time: 2016/11/17 - 17:23
Limit: FCC_Part15.407_RE(3m)	Engineer: Kevin Ke
Probe: BBHA9120D_1GHz_18GHz	Polarity: Horizontal
EUT: US WI-FI AP 4X4 OD ext. antenna	Power: DC 54V
Test Mode: Transmit by 802.11n-HT40 at Channel 5795MHz Ant 0+1+2+3	

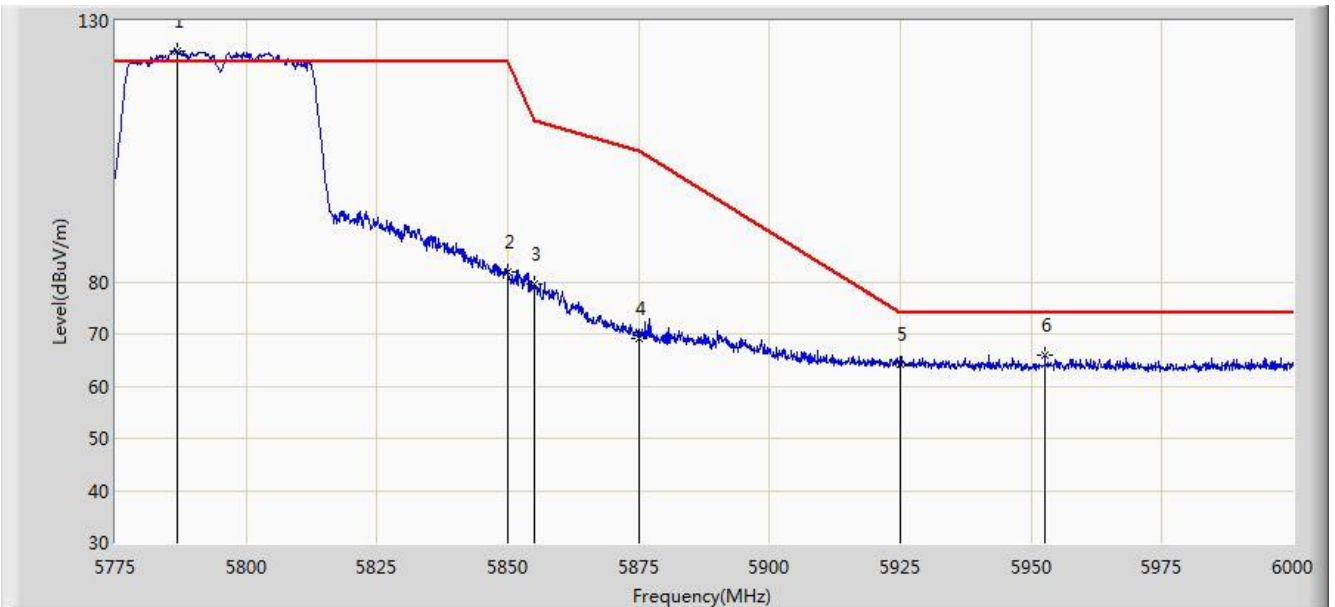


No	Flag	Mark	Frequency (MHz)	Measure Level (dBuV/m)	Reading Level (dBuV)	Margin (dB)	Limit (dBuV/m)	Factor (dB)	Type
1			5789.850	104.802	99.411	N/A	N/A	5.392	PK
2			5850.000	62.345	56.619	-59.855	122.200	5.726	PK
3			5855.000	62.612	56.866	-48.188	110.800	5.746	PK
4			5875.000	61.915	56.095	-43.285	105.200	5.820	PK
5			5925.000	62.573	56.607	-11.427	74.000	5.967	PK
6		*	5989.763	65.052	58.958	-8.948	74.000	6.093	PK

Note: Measure Level (dBuV/m) = Reading Level (dBuV) + Factor (dB)

Factor (dB) = Cable Loss (dB) + Antenna Factor (dB/m) - Pre_Amplifier Gain (dB)

Site: AC2	Time: 2016/11/17 - 17:21
Limit: FCC_Part15.407_RE(3m)	Engineer: Kevin Ke
Probe: BBHA9120D_1GHz_18GHz	Polarity: Vertical
EUT: US WI-FI AP 4X4 OD ext. antenna	Power: DC 54V
Test Mode: Transmit by 802.11n-HT40 at Channel 5795MHz Ant 0+1+2+3	

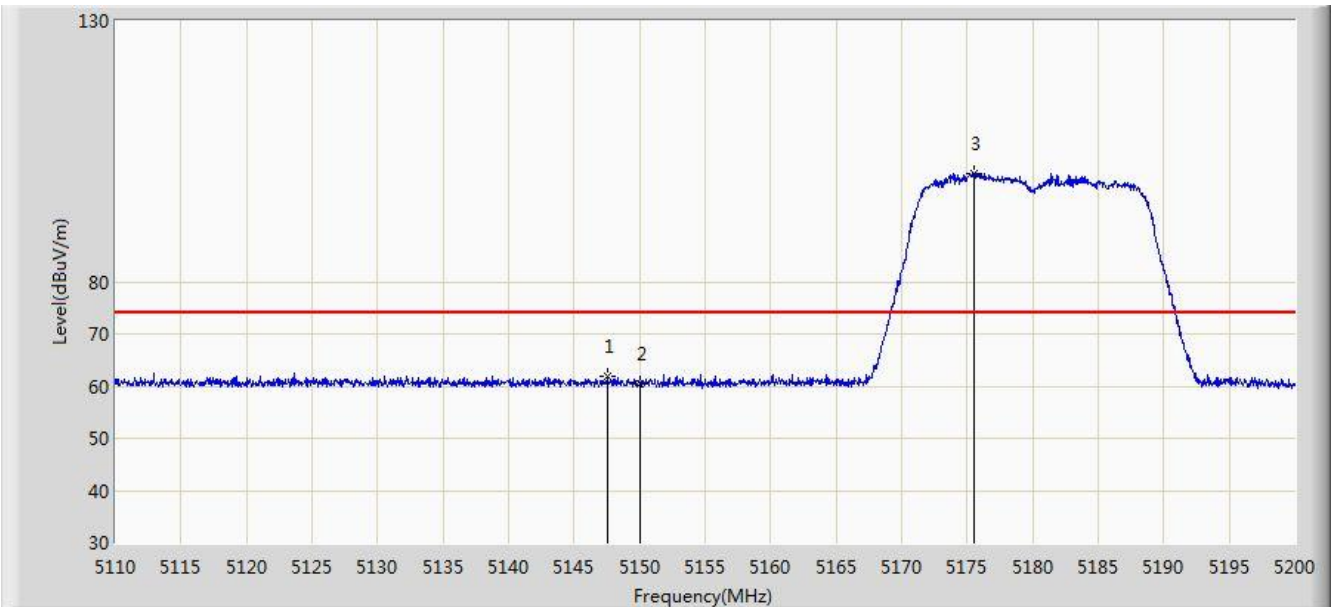


No	Flag	Mark	Frequency (MHz)	Measure Level (dBuV/m)	Reading Level (dBuV)	Margin (dB)	Limit (dBuV/m)	Factor (dB)	Type
1		*	5786.812	124.286	118.910	N/A	N/A	5.375	PK
2			5850.000	81.780	76.054	-40.420	122.200	5.726	PK
3			5855.000	79.567	73.821	-31.233	110.800	5.746	PK
4			5875.000	69.255	63.435	-35.945	105.200	5.820	PK
5			5925.000	64.291	58.325	-9.709	74.000	5.967	PK
6			5952.638	65.835	59.804	-8.165	74.000	6.031	PK

Note: Measure Level (dBuV/m) = Reading Level (dBuV) + Factor (dB)

Factor (dB) = Cable Loss (dB) + Antenna Factor (dB/m) - Pre_Amplifier Gain (dB)

Site: AC2	Time: 2016/11/17 - 17:35
Limit: FCC_Part15.209_RE(3m)	Engineer: Kevin Ke
Probe: BBHA9120D_1GHz_18GHz	Polarity: Horizontal
EUT: US WI-FI AP 4X4 OD ext. antenna	Power: DC 54V
Test Mode: Transmit by 802.11ac-VHT20 at Channel 5180MHz Ant 0+1+2+3	

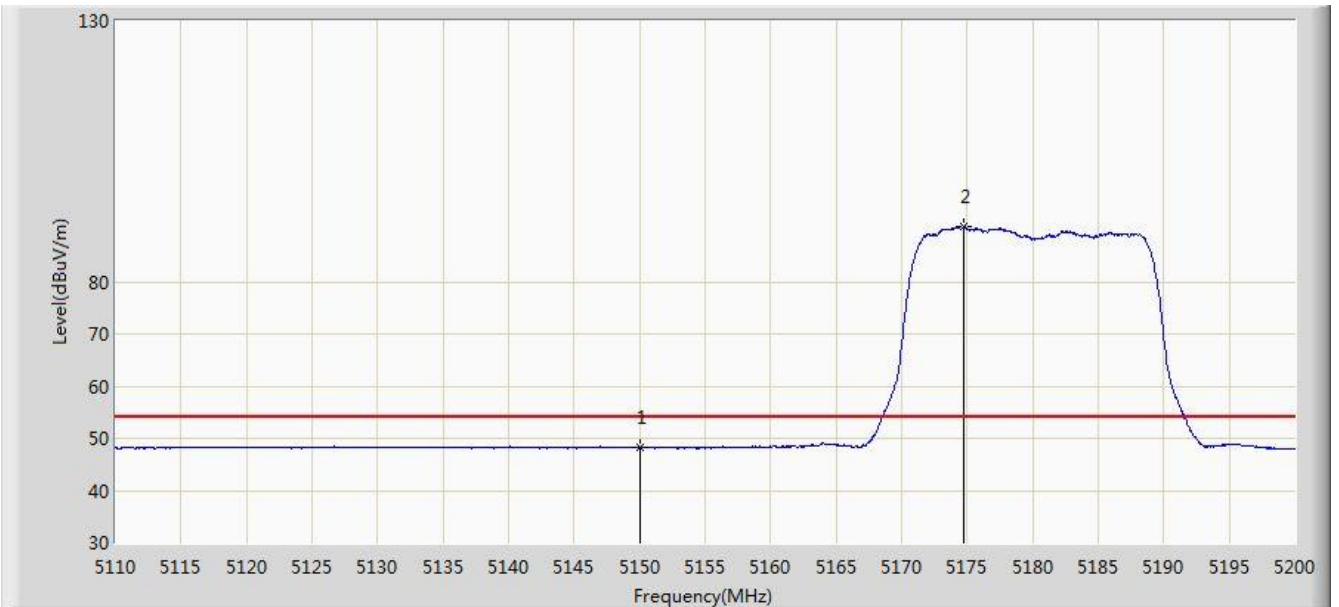


No	Flag	Mark	Frequency (MHz)	Measure Level (dBuV/m)	Reading Level (dBuV)	Margin (dB)	Limit (dBuV/m)	Factor (dB)	Type
1			5147.530	61.952	57.776	-12.048	74.000	4.176	PK
2			5150.000	60.428	56.259	-13.572	74.000	4.170	PK
3		*	5175.475	100.843	96.758	N/A	N/A	4.084	PK

Note: Measure Level (dB μ V/m) = Reading Level (dB μ V) + Factor (dB)

Factor (dB) = Cable Loss (dB) + Antenna Factor (dB/m) - Pre_Amplifier Gain (dB)

Site: AC2	Time: 2016/11/17 - 17:37
Limit: FCC_Part15.209_RE(3m)	Engineer: Kevin Ke
Probe: BBHA9120D_1GHz_18GHz	Polarity: Horizontal
EUT: US WI-FI AP 4X4 OD ext. antenna	Power: DC 54V
Test Mode: Transmit by 802.11ac-VHT20 at Channel 5180MHz Ant 0+1+2+3	

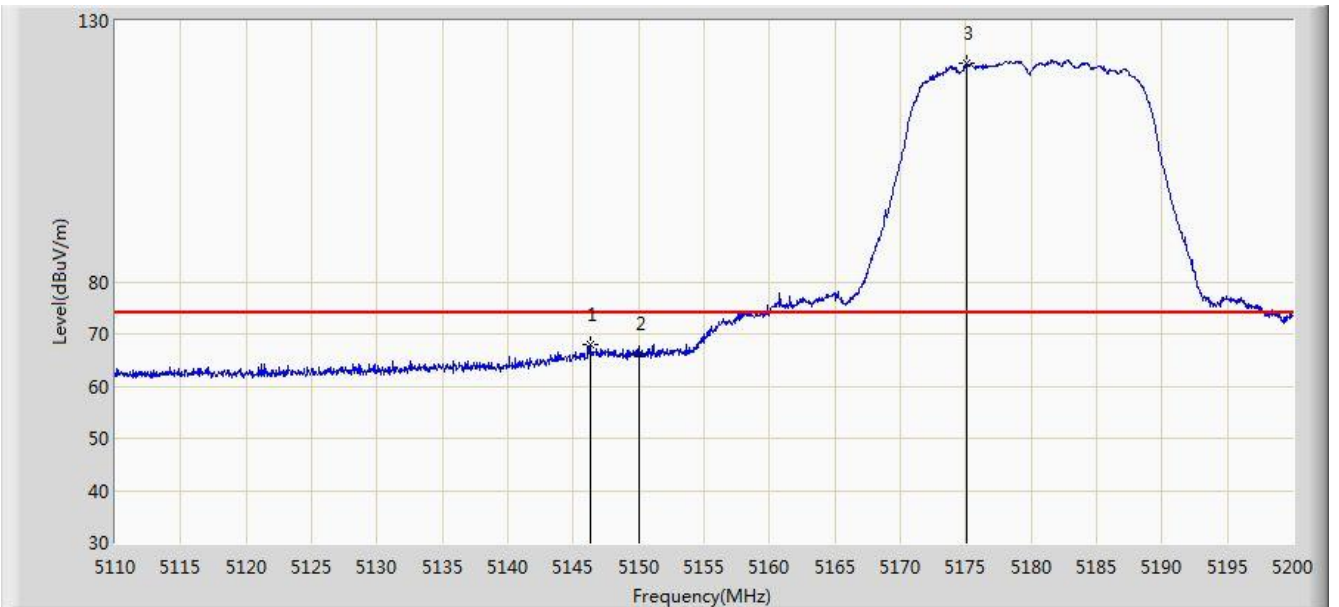


No	Flag	Mark	Frequency (MHz)	Measure Level (dBuV/m)	Reading Level (dBuV)	Margin (dB)	Limit (dBuV/m)	Factor (dB)	Type
1			5150.000	48.275	44.106	-5.725	54.000	4.170	AV
2		*	5174.755	90.457	86.370	N/A	N/A	4.088	AV

Note: Measure Level (dBuV/m) = Reading Level (dBuV) + Factor (dB)

Factor (dB) = Cable Loss (dB) + Antenna Factor (dB/m) - Pre_Amplifier Gain (dB)

Site: AC2	Time: 2016/11/17 - 17:33
Limit: FCC_Part15.209_RE(3m)	Engineer: Kevin Ke
Probe: BBHA9120D_1GHz_18GHz	Polarity: Vertical
EUT: US WI-FI AP 4X4 OD ext. antenna	Power: DC 54V
Test Mode: Transmit by 802.11ac-VHT20 at Channel 5180MHz Ant 0+1+2+3	

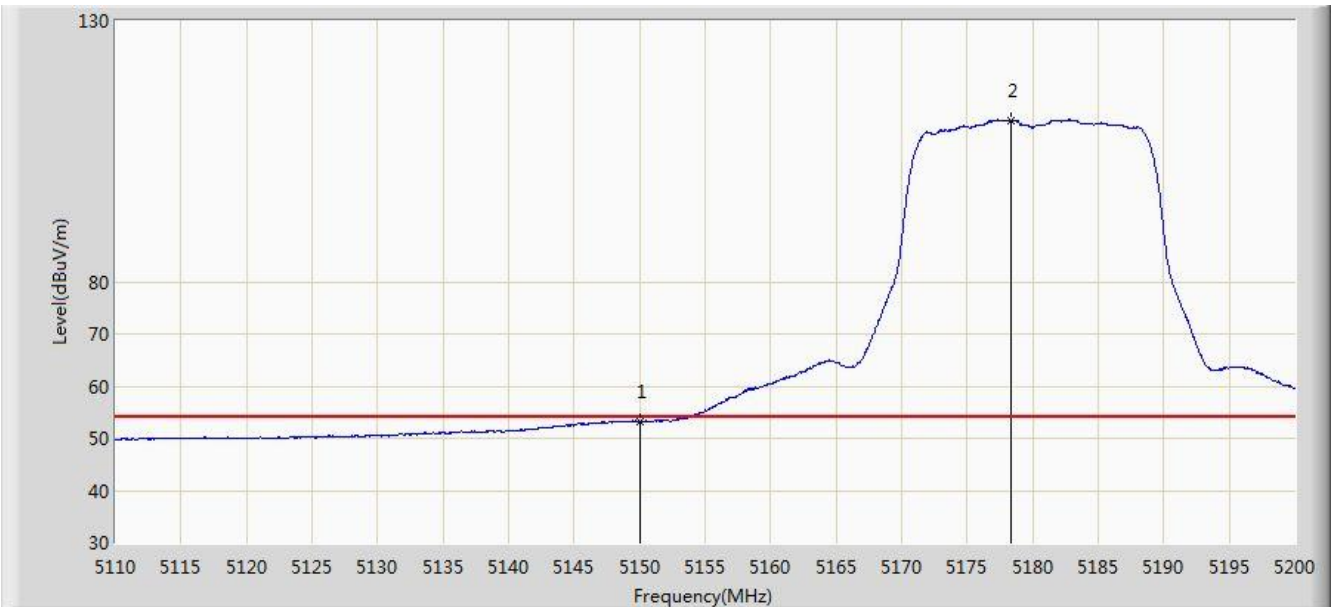


No	Flag	Mark	Frequency (MHz)	Measure Level (dBuV/m)	Reading Level (dBuV)	Margin (dB)	Limit (dBuV/m)	Factor (dB)	Type
1			5146.270	67.927	63.751	-6.073	74.000	4.176	PK
2			5150.000	66.132	61.963	-7.868	74.000	4.170	PK
3		*	5175.070	121.796	117.710	N/A	N/A	4.087	PK

Note: Measure Level (dB μ V/m) = Reading Level (dB μ V) + Factor (dB)

Factor (dB) = Cable Loss (dB) + Antenna Factor (dB/m) - Pre_Amplifier Gain (dB)

Site: AC2	Time: 2016/11/17 - 17:32
Limit: FCC_Part15.209_RE(3m)	Engineer: Kevin Ke
Probe: BBHA9120D_1GHz_18GHz	Polarity: Vertical
EUT: US WI-FI AP 4X4 OD ext. antenna	Power: DC 54V
Test Mode: Transmit by 802.11ac-VHT20 at Channel 5180MHz Ant 0+1+2+3	

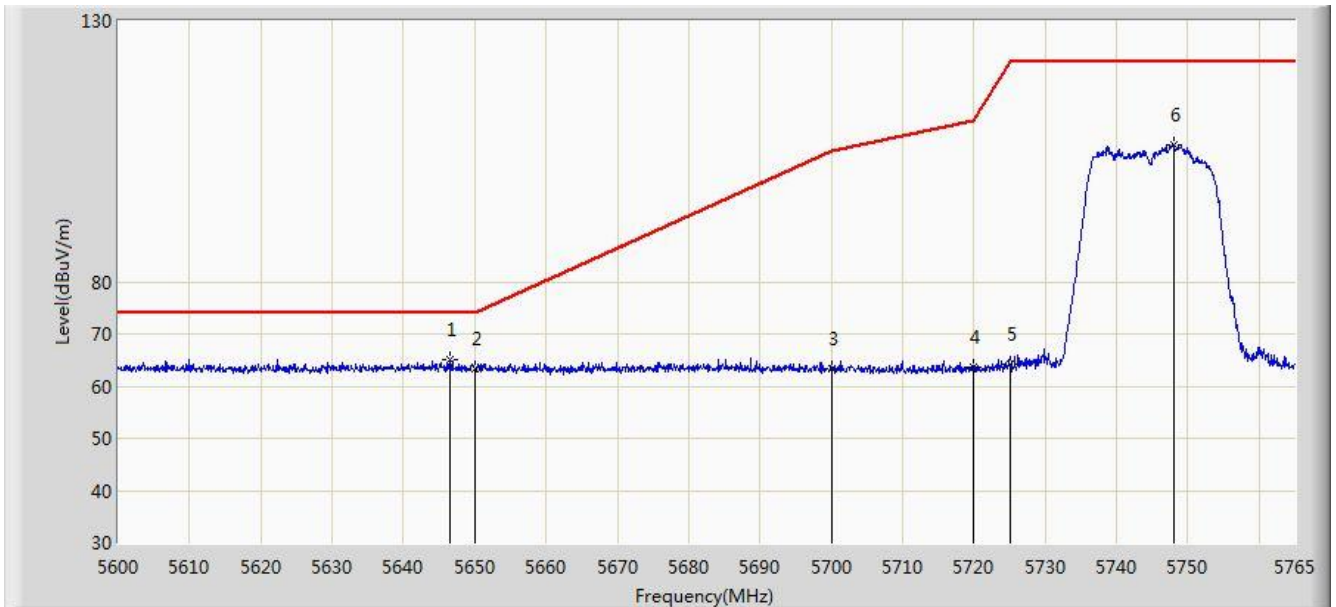


No	Flag	Mark	Frequency (MHz)	Measure Level (dBuV/m)	Reading Level (dBuV)	Margin (dB)	Limit (dBuV/m)	Factor (dB)	Type
1			5150.000	53.184	49.015	-0.816	54.000	4.170	AV
2		*	5178.400	110.903	106.828	N/A	N/A	4.074	AV

Note: Measure Level (dB μ V/m) = Reading Level (dB μ V) + Factor (dB)

Factor (dB) = Cable Loss (dB) + Antenna Factor (dB/m) - Pre_Amplifier Gain (dB)

Site: AC2	Time: 2016/11/17 - 18:23
Limit: FCC_Part15.407_RE(3m)	Engineer: Kevin Ke
Probe: BBHA9120D_1GHz_18GHz	Polarity: Horizontal
EUT: US WI-FI AP 4X4 OD ext. antenna	Power: DC 54V
Test Mode: Transmit by 802.11ac-VHT20 at Channel 5745MHz Ant 0+1+2+3	

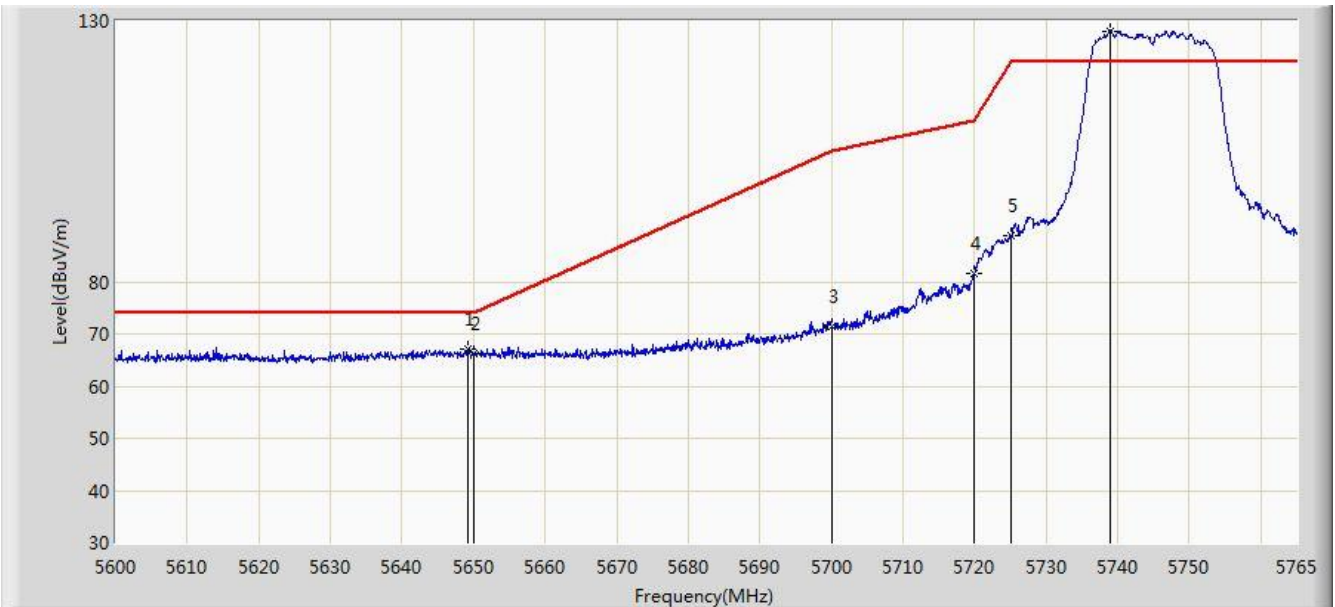


No	Flag	Mark	Frequency (MHz)	Measure Level (dBuV/m)	Reading Level (dBuV)	Margin (dB)	Limit (dBuV/m)	Factor (dB)	Type
1		*	5646.447	65.086	60.427	-8.914	74.000	4.659	PK
2			5650.000	63.341	58.670	-10.659	74.000	4.671	PK
3			5700.000	63.272	58.394	-41.928	105.200	4.878	PK
4			5720.000	63.766	58.769	-47.034	110.800	4.997	PK
5			5725.000	64.318	59.289	-57.882	122.200	5.029	PK
6			5748.005	106.265	101.093	N/A	N/A	5.172	PK

Note: Measure Level (dBuV/m) = Reading Level (dBuV) + Factor (dB)

Factor (dB) = Cable Loss (dB) + Antenna Factor (dB/m) - Pre_Amplifier Gain (dB)

Site: AC2	Time: 2016/11/17 - 18:19
Limit: FCC_Part15.407_RE(3m)	Engineer: Kevin Ke
Probe: BBHA9120D_1GHz_18GHz	Polarity: Vertical
EUT: US WI-FI AP 4X4 OD ext. antenna	Power: DC 54V
Test Mode: Transmit by 802.11ac-VHT20 at Channel 5745MHz Ant 0+1+2+3	

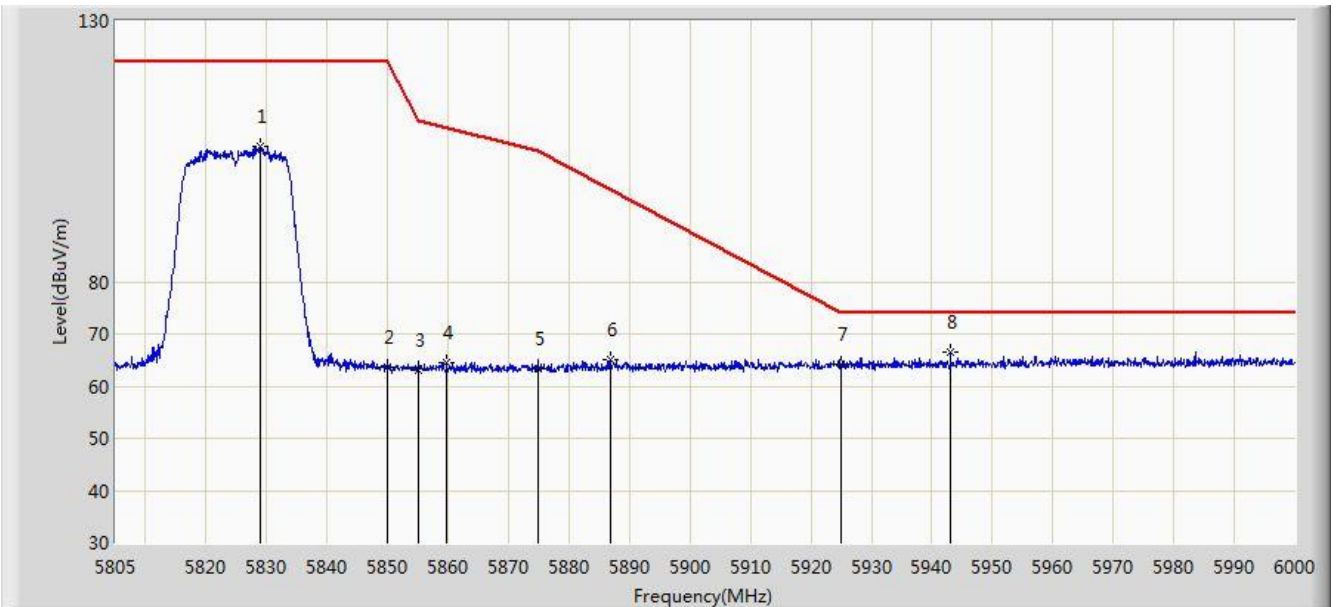


No	Flag	Mark	Frequency (MHz)	Measure Level (dBuV/m)	Reading Level (dBuV)	Margin (dB)	Limit (dBuV/m)	Factor (dB)	Type
1			5649.252	67.075	62.407	-6.925	74.000	4.669	PK
2			5650.000	66.244	61.573	-7.756	74.000	4.671	PK
3			5700.000	71.387	66.509	-33.813	105.200	4.878	PK
4			5720.000	81.721	76.724	-29.079	110.800	4.997	PK
5			5725.000	88.859	83.830	-33.341	122.200	5.029	PK
6		*	5739.013	128.102	122.984	N/A	N/A	5.119	PK

Note: Measure Level (dBuV/m) = Reading Level (dBuV) + Factor (dB)

Factor (dB) = Cable Loss (dB) + Antenna Factor (dB/m) - Pre_Amplifier Gain (dB)

Site: AC2	Time: 2016/11/17 - 18:31
Limit: FCC_Part15.407_RE(3m)	Engineer: Kevin Ke
Probe: BBHA9120D_1GHz_18GHz	Polarity: Horizontal
EUT: US WI-FI AP 4X4 OD ext. antenna	Power: DC 54V
Test Mode: Transmit by 802.11ac-VHT20 at Channel 5825MHz Ant 0+1+2+3	

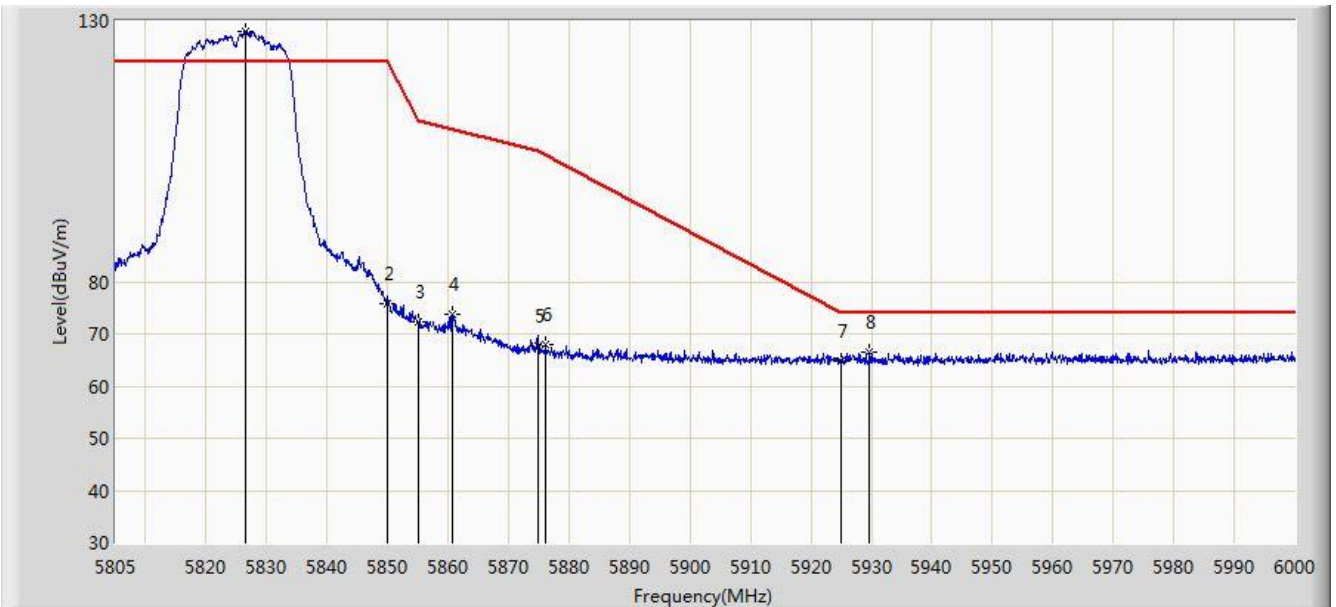


No	Flag	Mark	Frequency (MHz)	Measure Level (dBuV/m)	Reading Level (dBuV)	Margin (dB)	Limit (dBuV/m)	Factor (dB)	Type
1			5828.985	105.884	100.273	N/A	N/A	5.610	PK
2			5850.000	63.625	57.899	-58.575	122.200	5.726	PK
3			5855.000	63.010	57.264	-47.790	110.800	5.746	PK
4			5859.795	64.577	58.811	-44.879	109.456	5.766	PK
5			5875.000	63.357	57.537	-41.843	105.200	5.820	PK
6			5886.803	64.999	59.139	-32.812	97.811	5.861	PK
7			5925.000	64.218	58.252	-9.782	74.000	5.967	PK
8		*	5943.060	66.380	60.369	-7.620	74.000	6.011	PK

Note: Measure Level (dBµV/m) = Reading Level (dBµV) + Factor (dB)

Factor (dB) = Cable Loss (dB) + Antenna Factor (dB/m) - Pre_Amplifier Gain (dB)

Site: AC2	Time: 2016/11/17 - 18:28
Limit: FCC_Part15.407_RE(3m)	Engineer: Kevin Ke
Probe: BBHA9120D_1GHz_18GHz	Polarity: Vertical
EUT: US WI-FI AP 4X4 OD ext. antenna	Power: DC 54V
Test Mode: Transmit by 802.11ac-VHT20 at Channel 5825MHz Ant 0+1+2+3	

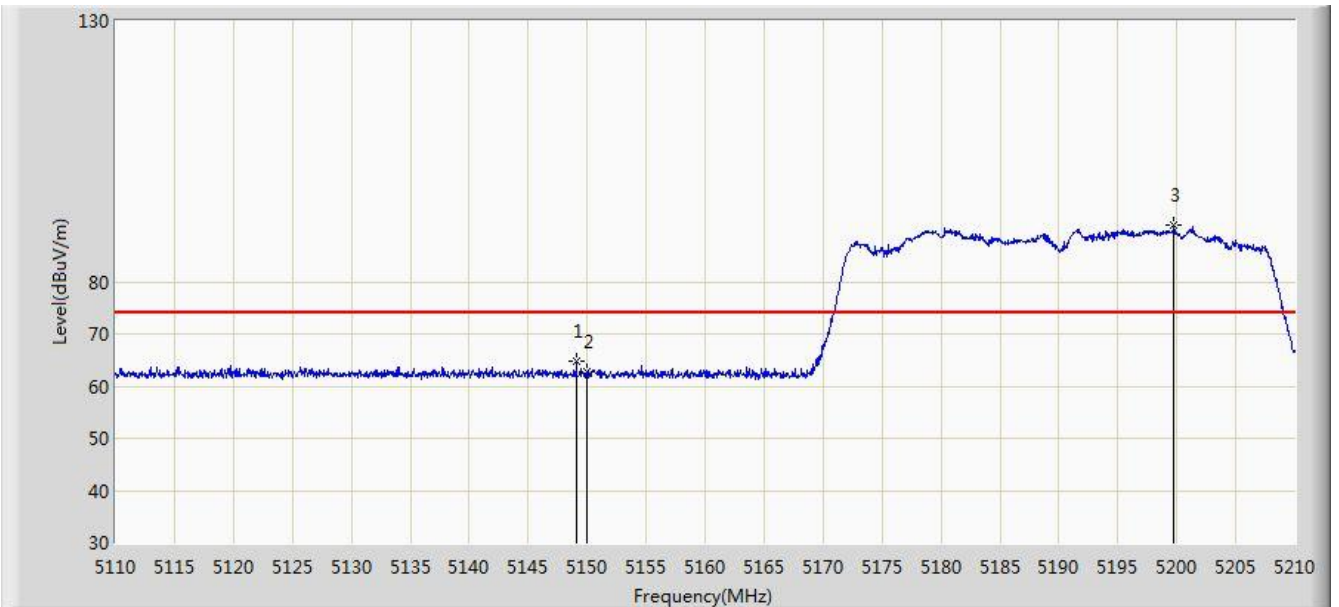


No	Flag	Mark	Frequency (MHz)	Measure Level (dBuV/m)	Reading Level (dBuV)	Margin (dB)	Limit (dBuV/m)	Factor (dB)	Type
1		*	5826.450	128.063	122.467	N/A	N/A	5.596	PK
2			5850.000	75.757	70.031	-46.443	122.200	5.726	PK
3			5855.000	72.207	66.461	-38.593	110.800	5.746	PK
4			5860.672	73.801	68.031	-35.409	109.210	5.770	PK
5			5875.000	67.559	61.739	-37.641	105.200	5.820	PK
6			5876.175	68.020	62.196	-36.444	104.464	5.824	PK
7			5925.000	64.780	58.814	-9.220	74.000	5.967	PK
8			5929.703	66.407	60.429	-7.593	74.000	5.978	PK

Note: Measure Level (dB μ V/m) = Reading Level (dB μ V) + Factor (dB)

Factor (dB) = Cable Loss (dB) + Antenna Factor (dB/m) - Pre_Amplifier Gain (dB)

Site: AC2	Time: 2016/11/17 - 18:39
Limit: FCC_Part15.209_RE(3m)	Engineer: Kevin Ke
Probe: BBHA9120D_1GHz_18GHz	Polarity: Horizontal
EUT: US WI-FI AP 4X4 OD ext. antenna	Power: DC 54V
Test Mode: Transmit by 802.11ac-VHT40 at Channel 5190MHz Ant 0+1+2+3	

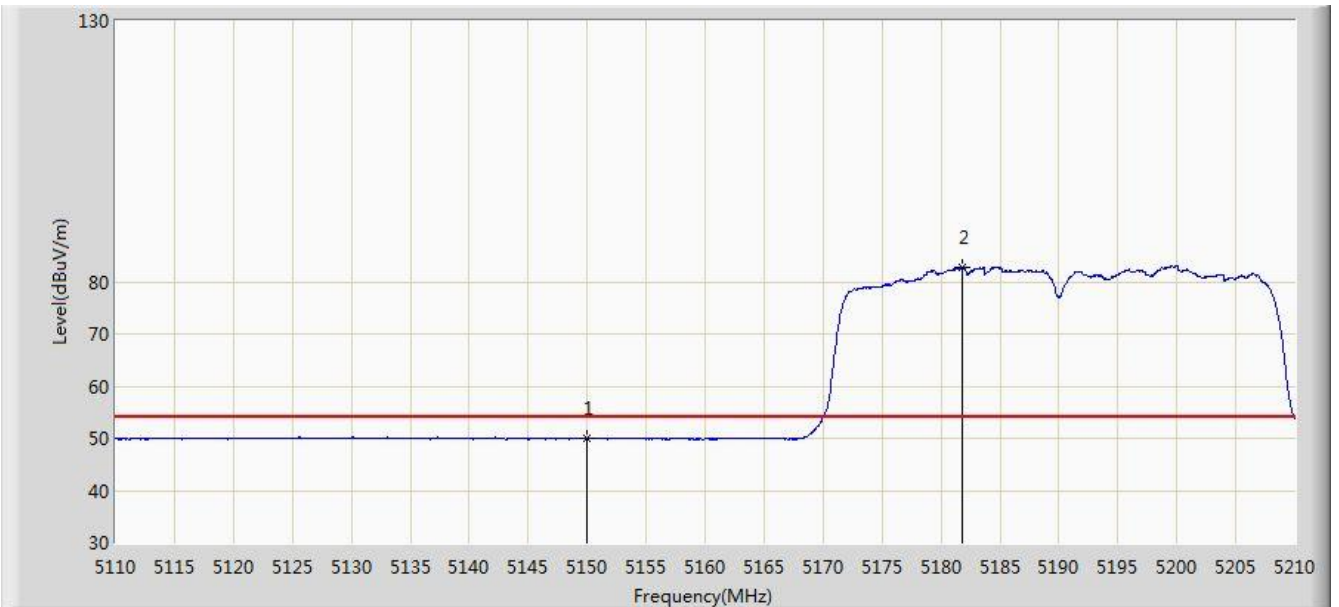


No	Flag	Mark	Frequency (MHz)	Measure Level (dBuV/m)	Reading Level (dBuV)	Margin (dB)	Limit (dBuV/m)	Factor (dB)	Type
1			5149.100	64.652	60.480	-9.348	74.000	4.173	PK
2			5150.000	62.696	58.527	-11.304	74.000	4.170	PK
3		*	5199.750	90.770	86.771	N/A	N/A	3.999	PK

Note: Measure Level (dB μ V/m) = Reading Level (dB μ V) + Factor (dB)

Factor (dB) = Cable Loss (dB) + Antenna Factor (dB/m) - Pre_Amplifier Gain (dB)

Site: AC2	Time: 2016/11/17 - 18:41
Limit: FCC_Part15.209_RE(3m)	Engineer: Kevin Ke
Probe: BBHA9120D_1GHz_18GHz	Polarity: Horizontal
EUT: US WI-FI AP 4X4 OD ext. antenna	Power: DC 54V
Test Mode: Transmit by 802.11ac-VHT40 at Channel 5190MHz Ant 0+1+2+3	

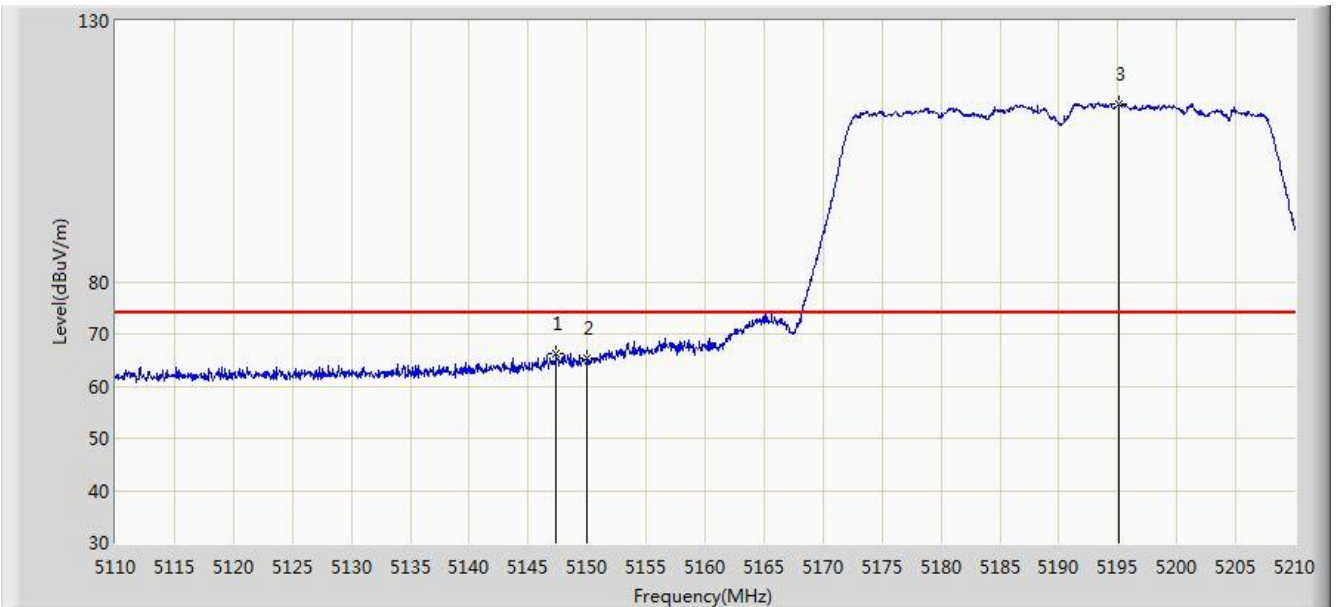


No	Flag	Mark	Frequency (MHz)	Measure Level (dBuV/m)	Reading Level (dBuV)	Margin (dB)	Limit (dBuV/m)	Factor (dB)	Type
1			5150.000	50.107	45.938	-3.893	54.000	4.170	AV
2		*	5181.850	82.718	78.656	N/A	N/A	4.063	AV

Note: Measure Level (dB μ V/m) = Reading Level (dB μ V) + Factor (dB)

Factor (dB) = Cable Loss (dB) + Antenna Factor (dB/m) - Pre_Amplifier Gain (dB)

Site: AC2	Time: 2016/11/17 - 18:38
Limit: FCC_Part15.209_RE(3m)	Engineer: Kevin Ke
Probe: BBHA9120D_1GHz_18GHz	Polarity: Vertical
EUT: US WI-FI AP 4X4 OD ext. antenna	Power: DC 54V
Test Mode: Transmit by 802.11ac-VHT40 at Channel 5190MHz Ant 0+1+2+3	

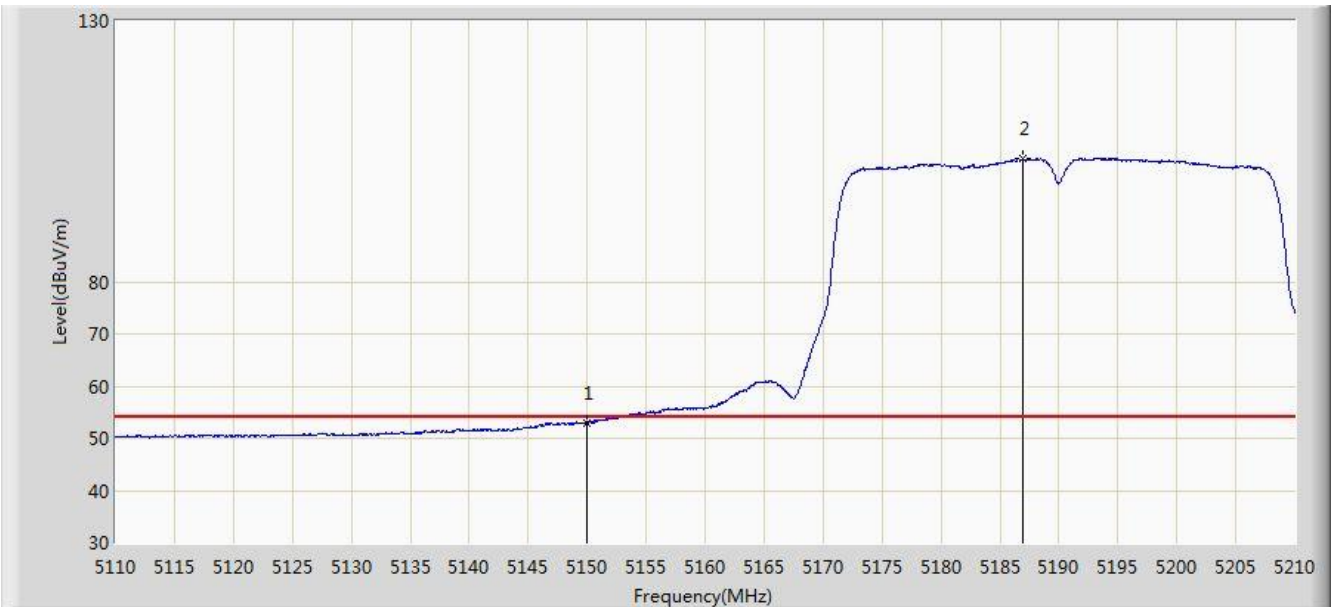


No	Flag	Mark	Frequency (MHz)	Measure Level (dBuV/m)	Reading Level (dBuV)	Margin (dB)	Limit (dBuV/m)	Factor (dB)	Type
1			5147.350	66.369	62.193	-7.631	74.000	4.175	PK
2			5150.000	65.353	61.184	-8.647	74.000	4.170	PK
3		*	5195.100	114.135	110.120	N/A	N/A	4.015	PK

Note: Measure Level (dB μ V/m) = Reading Level (dB μ V) + Factor (dB)

Factor (dB) = Cable Loss (dB) + Antenna Factor (dB/m) - Pre_Amplifier Gain (dB)

Site: AC2	Time: 2016/11/17 - 18:38
Limit: FCC_Part15.209_RE(3m)	Engineer: Kevin Ke
Probe: BBHA9120D_1GHz_18GHz	Polarity: Vertical
EUT: US WI-FI AP 4X4 OD ext. antenna	Power: DC 54V
Test Mode: Transmit by 802.11ac-VHT40 at Channel 5190MHz Ant 0+1+2+3	

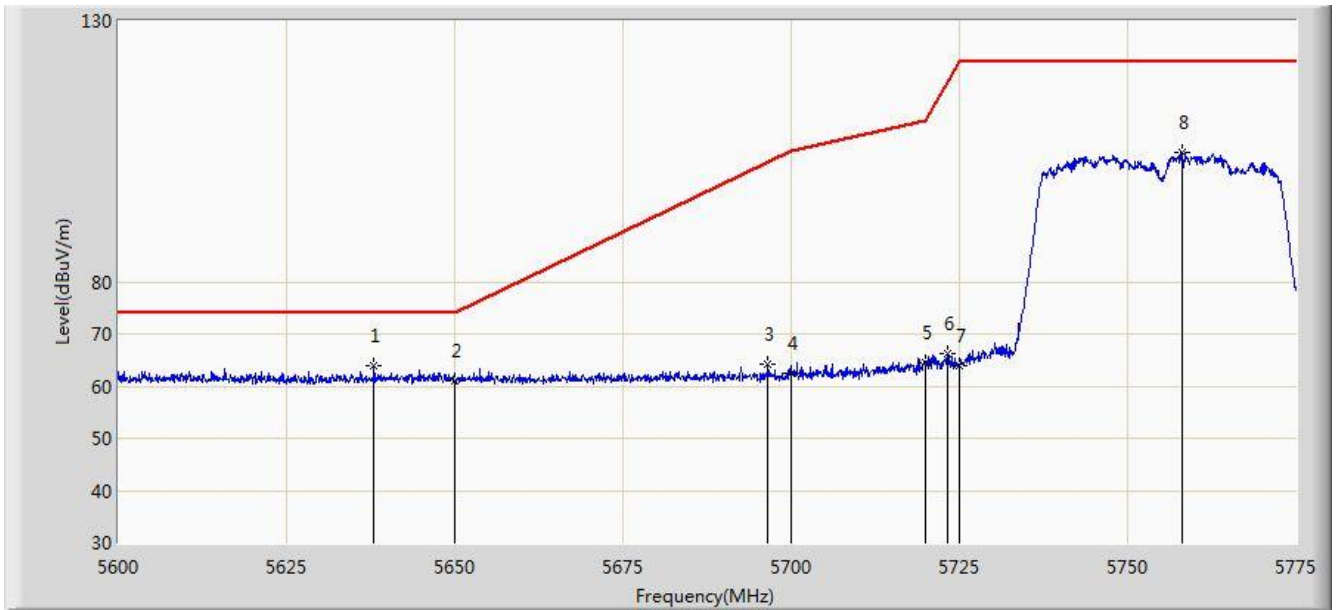


No	Flag	Mark	Frequency (MHz)	Measure Level (dBuV/m)	Reading Level (dBuV)	Margin (dB)	Limit (dBuV/m)	Factor (dB)	Type
1			5150.000	53.035	48.866	-0.965	54.000	4.170	AV
2		*	5186.900	103.525	99.481	N/A	N/A	4.044	AV

Note: Measure Level (dB μ V/m) = Reading Level (dB μ V) + Factor (dB)

Factor (dB) = Cable Loss (dB) + Antenna Factor (dB/m) - Pre_Amplifier Gain (dB)

Site: AC2	Time: 2016/11/17 - 19:12
Limit: FCC_Part15.407_RE(3m)	Engineer: Kevin Ke
Probe: BBHA9120D_1GHz_18GHz	Polarity: Horizontal
EUT: US WI-FI AP 4X4 OD ext. antenna	Power: DC 54V
Test Mode: Transmit by 802.11ac-VHT40 at Channel 5755MHz Ant 0+1+2+3	

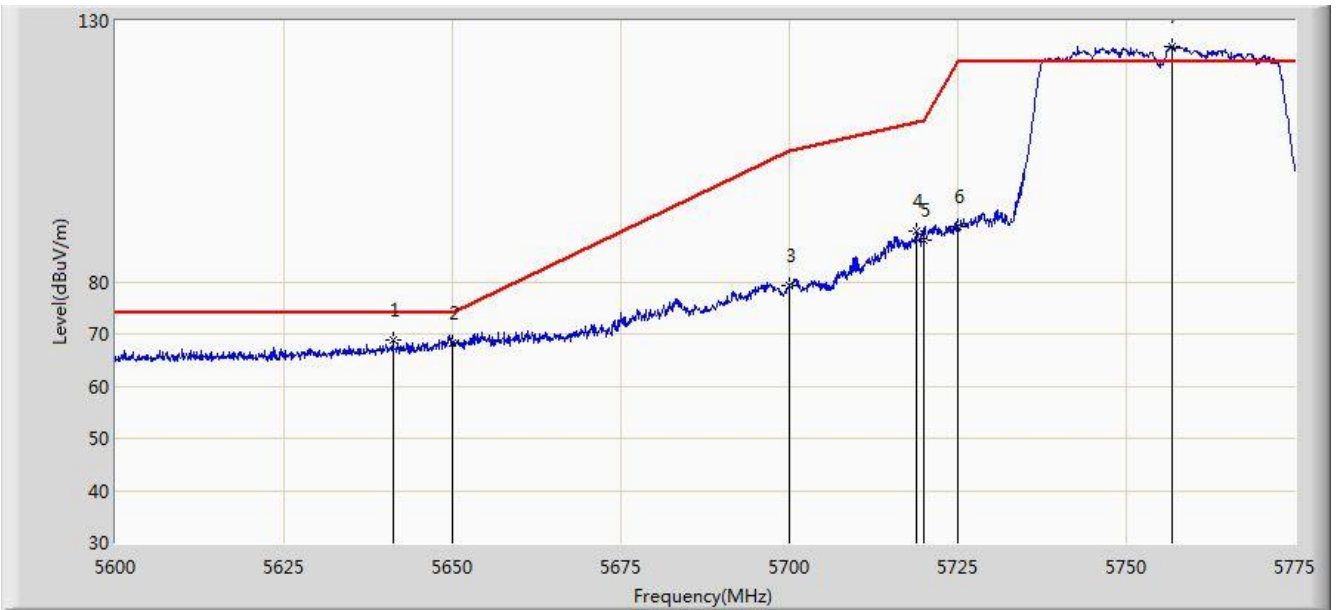


No	Flag	Mark	Frequency (MHz)	Measure Level (dBuV/m)	Reading Level (dBuV)	Margin (dB)	Limit (dBuV/m)	Factor (dB)	Type
1		*	5637.975	63.918	59.286	-10.082	74.000	4.632	PK
2			5650.000	60.908	56.237	-13.092	74.000	4.671	PK
3			5696.600	64.283	59.423	-38.804	103.087	4.860	PK
4			5700.000	62.345	57.467	-42.855	105.200	4.878	PK
5			5720.000	64.443	59.446	-46.357	110.800	4.997	PK
6			5723.200	66.343	61.326	-51.754	118.097	5.017	PK
7			5725.000	63.872	58.843	-58.328	122.200	5.029	PK
8			5758.112	104.711	99.482	N/A	N/A	5.229	PK

Note: Measure Level (dBμV/m) = Reading Level (dBμV) + Factor (dB)

Factor (dB) = Cable Loss (dB) + Antenna Factor (dB/m) - Pre_Amplifier Gain (dB)

Site: AC2	Time: 2016/11/17 - 19:09
Limit: FCC_Part15.407_RE(3m)	Engineer: Kevin Ke
Probe: BBHA9120D_1GHz_18GHz	Polarity: Vertical
EUT: US WI-FI AP 4X4 OD ext. antenna	Power: DC 54V
Test Mode: Transmit by 802.11ac-VHT40 at Channel 5755MHz Ant 0+1+2+3	

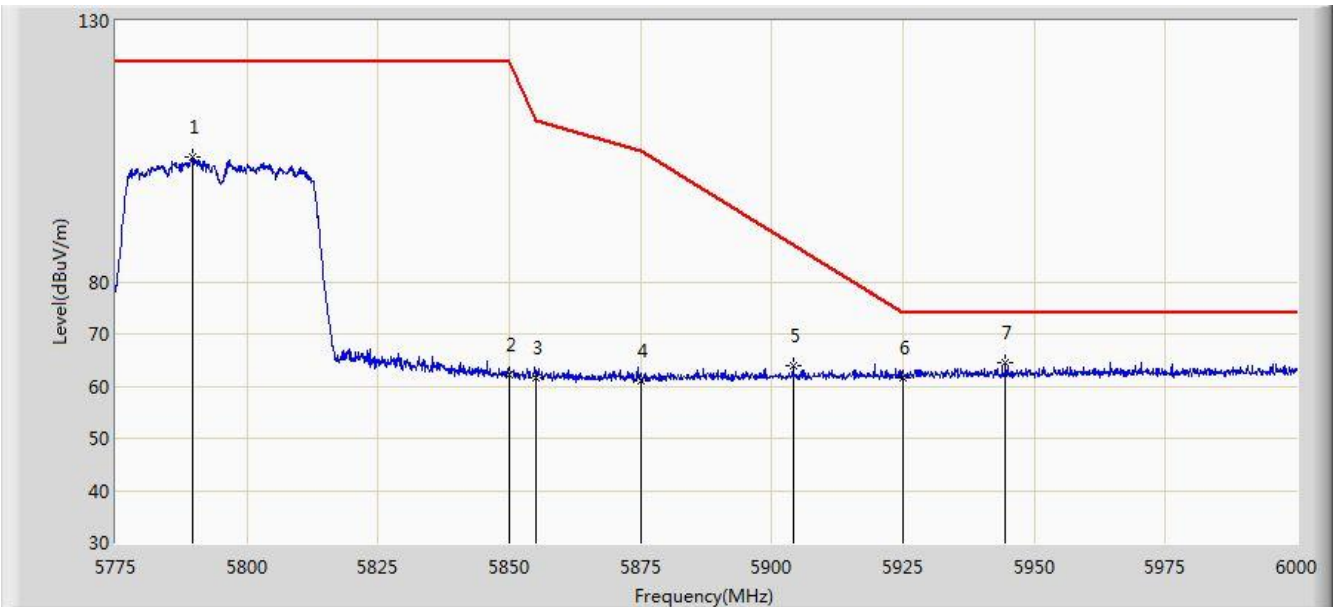


No	Flag	Mark	Frequency (MHz)	Measure Level (dBuV/m)	Reading Level (dBuV)	Margin (dB)	Limit (dBuV/m)	Factor (dB)	Type
1			5641.125	68.713	64.072	-5.287	74.000	4.641	PK
2			5650.000	68.137	63.466	-5.863	74.000	4.671	PK
3			5700.000	79.296	74.418	-25.904	105.200	4.878	PK
4			5718.825	89.633	84.644	-20.838	110.472	4.990	PK
5			5720.000	88.001	83.004	-22.799	110.800	4.997	PK
6			5725.000	90.718	85.689	-31.482	122.200	5.029	PK
7		*	5756.712	125.081	119.860	N/A	N/A	5.221	PK

Note: Measure Level (dBuV/m) = Reading Level (dBuV) + Factor (dB)

Factor (dB) = Cable Loss (dB) + Antenna Factor (dB/m) - Pre_Amplifier Gain (dB)

Site: AC2	Time: 2016/11/17 - 19:18
Limit: FCC_Part15.407_RE(3m)	Engineer: Kevin Ke
Probe: BBHA9120D_1GHz_18GHz	Polarity: Horizontal
EUT: US WI-FI AP 4X4 OD ext. antenna	Power: DC 54V
Test Mode: Transmit by 802.11ac-VHT40 at Channel 5795MHz Ant 0+1+2+3	

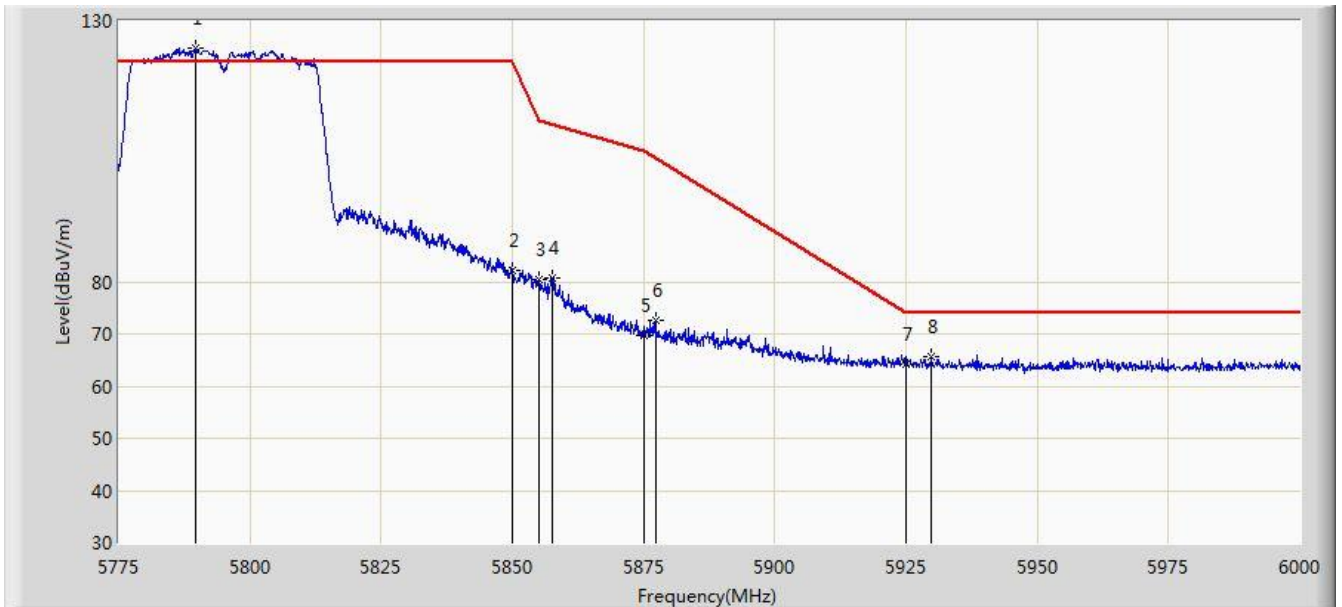


No	Flag	Mark	Frequency (MHz)	Measure Level (dBuV/m)	Reading Level (dBuV)	Margin (dB)	Limit (dBuV/m)	Factor (dB)	Type
1			5789.625	103.900	98.510	N/A	N/A	5.390	PK
2			5850.000	62.040	56.314	-60.160	122.200	5.726	PK
3			5855.000	61.734	55.988	-49.066	110.800	5.746	PK
4			5875.000	61.039	55.219	-44.161	105.200	5.820	PK
5			5904.038	63.840	57.926	-23.208	87.048	5.914	PK
6			5925.000	61.631	55.665	-12.369	74.000	5.967	PK
7		*	5944.538	64.444	58.430	-9.556	74.000	6.015	PK

Note: Measure Level (dBμV/m) = Reading Level (dBμV) + Factor (dB)

Factor (dB) = Cable Loss (dB) + Antenna Factor (dB/m) - Pre_Amplifier Gain (dB)

Site: AC2	Time: 2016/11/17 - 19:14
Limit: FCC_Part15.407_RE(3m)	Engineer: Kevin Ke
Probe: BBHA9120D_1GHz_18GHz	Polarity: Vertical
EUT: US WI-FI AP 4X4 OD ext. antenna	Power: DC 54V
Test Mode: Transmit by 802.11ac-VHT40 at Channel 5795MHz Ant 0+1+2+3	

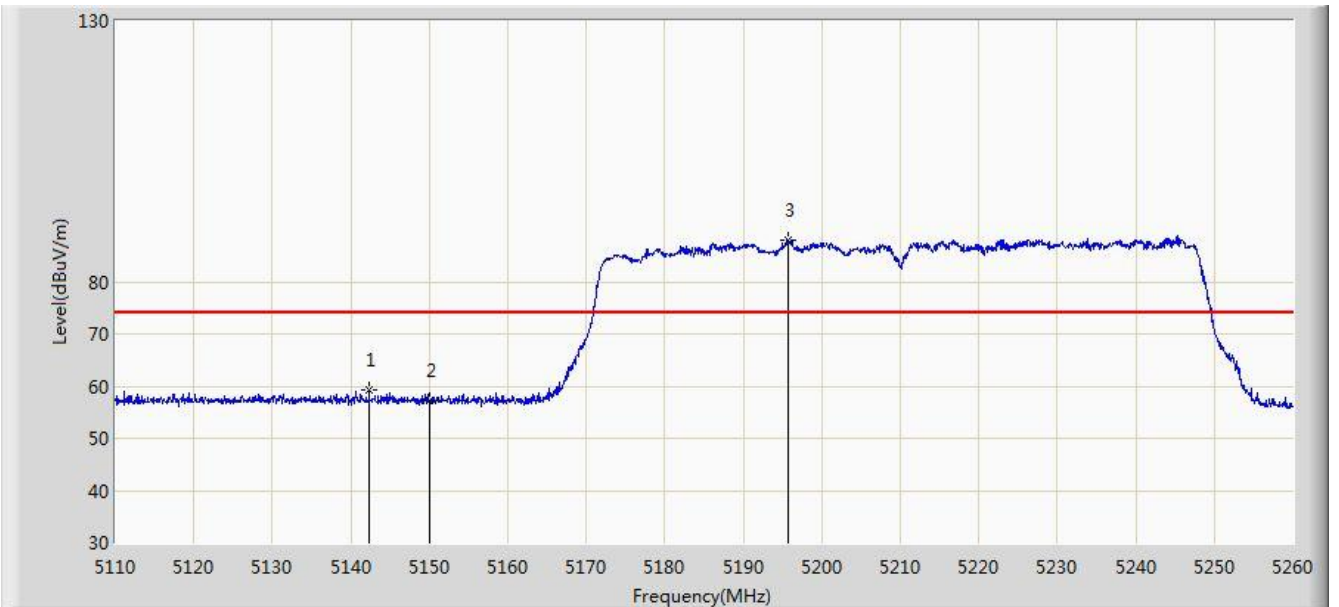


No	Flag	Mark	Frequency (MHz)	Measure Level (dBuV/m)	Reading Level (dBuV)	Margin (dB)	Limit (dBuV/m)	Factor (dB)	Type
1		*	5789.737	124.889	119.499	N/A	N/A	5.390	PK
2			5850.000	82.092	76.366	-40.108	122.200	5.726	PK
3			5855.000	80.357	74.611	-30.443	110.800	5.746	PK
4			5857.575	80.828	75.071	-29.250	110.078	5.756	PK
5			5875.000	69.818	63.998	-35.382	105.200	5.820	PK
6			5877.263	72.693	66.865	-31.090	103.782	5.828	PK
7			5925.000	64.258	58.292	-9.742	74.000	5.967	PK
8			5929.913	65.758	59.779	-8.242	74.000	5.979	PK

Note: Measure Level (dBμV/m) = Reading Level (dBμV) + Factor (dB)

Factor (dB) = Cable Loss (dB) + Antenna Factor (dB/m) - Pre_Amplifier Gain (dB)

Site: AC2	Time: 2016/11/17 - 19:27
Limit: FCC_Part15.209_RE(3m)	Engineer: Kevin Ke
Probe: BBHA9120D_1GHz_18GHz	Polarity: Horizontal
EUT: US WI-FI AP 4X4 OD ext. antenna	Power: DC 54V
Test Mode: Transmit by 802.11ac-VHT80 at Channel 5210MHz Ant 0+1+2+3	

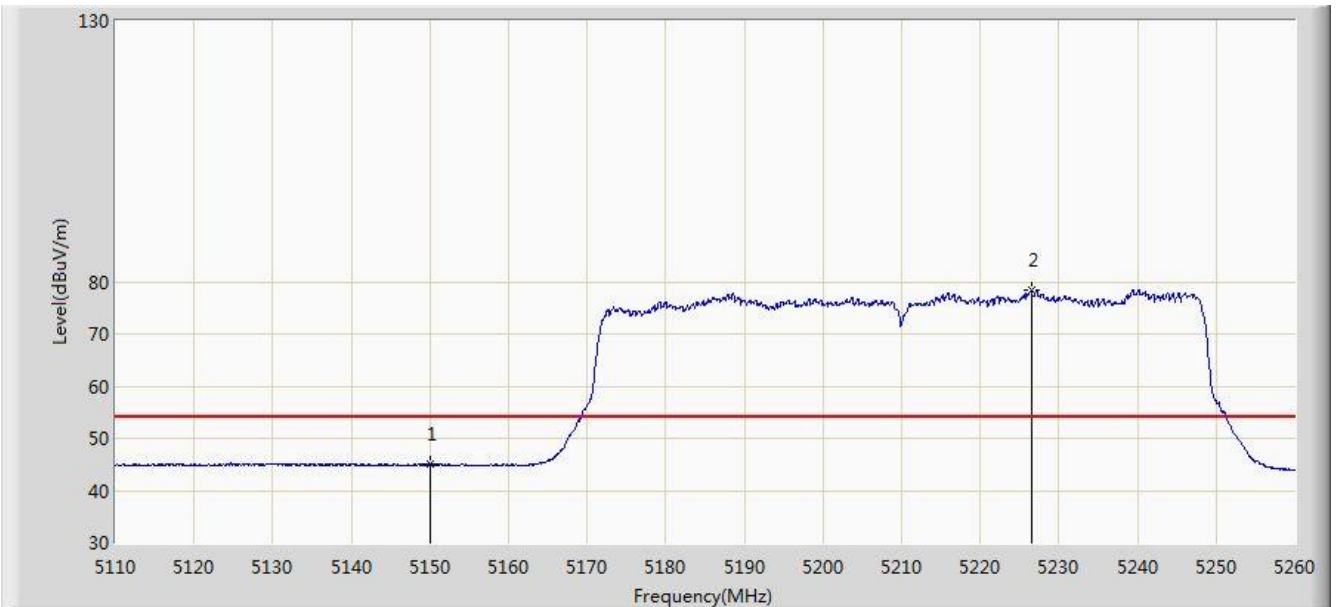


No	Flag	Mark	Frequency (MHz)	Measure Level (dBuV/m)	Reading Level (dBuV)	Margin (dB)	Limit (dBuV/m)	Factor (dB)	Type
1			5142.325	59.211	55.035	-14.789	74.000	4.175	PK
2			5150.000	57.315	53.146	-16.685	74.000	4.170	PK
3		*	5195.800	88.002	83.989	N/A	N/A	4.013	PK

Note: Measure Level (dB μ V/m) = Reading Level (dB μ V) + Factor (dB)

Factor (dB) = Cable Loss (dB) + Antenna Factor (dB/m) - Pre_Amplifier Gain (dB)

Site: AC2	Time: 2016/11/17 - 19:29
Limit: FCC_Part15.209_RE(3m)	Engineer: Kevin Ke
Probe: BBHA9120D_1GHz_18GHz	Polarity: Horizontal
EUT: US WI-FI AP 4X4 OD ext. antenna	Power: DC 54V
Test Mode: Transmit by 802.11ac-VHT80 at Channel 5210MHz Ant 0+1+2+3	

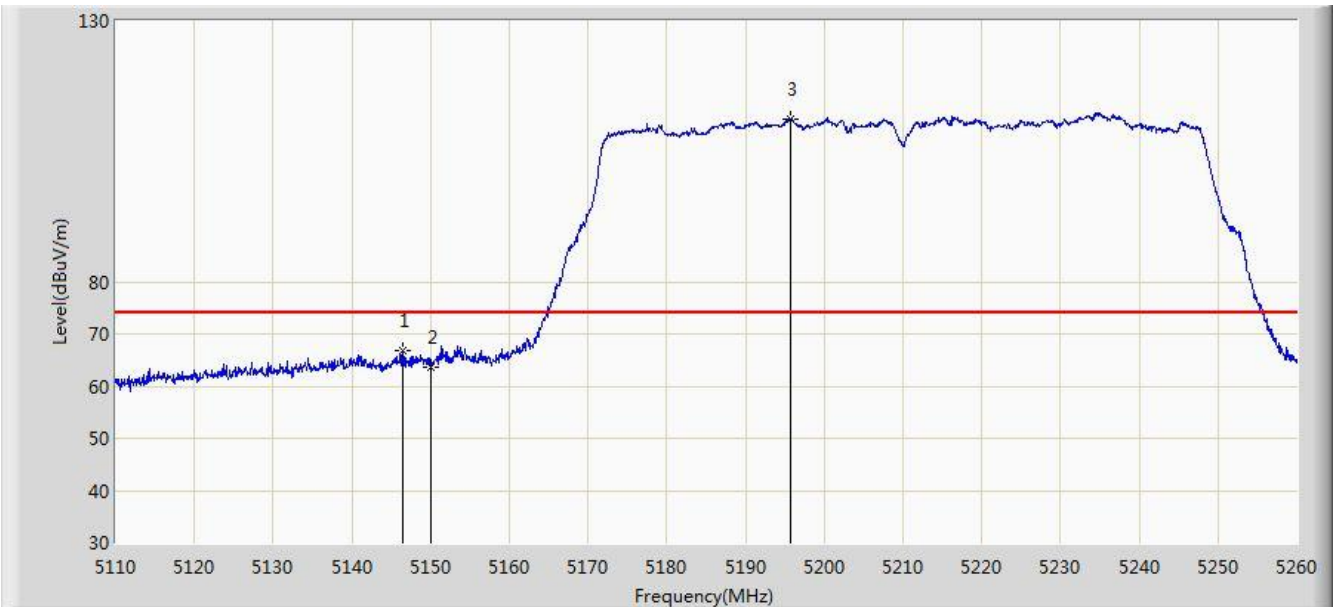


No	Flag	Mark	Frequency (MHz)	Measure Level (dBuV/m)	Reading Level (dBuV)	Margin (dB)	Limit (dBuV/m)	Factor (dB)	Type
1			5150.000	44.983	40.814	-9.017	54.000	4.170	AV
2		*	5226.475	78.347	74.427	N/A	N/A	3.920	AV

Note: Measure Level (dB μ V/m) = Reading Level (dB μ V) + Factor (dB)

Factor (dB) = Cable Loss (dB) + Antenna Factor (dB/m) - Pre_Amplifier Gain (dB)

Site: AC2	Time: 2016/11/17 - 19:26
Limit: FCC_Part15.209_RE(3m)	Engineer: Kevin Ke
Probe: BBHA9120D_1GHz_18GHz	Polarity: Vertical
EUT: US WI-FI AP 4X4 OD ext. antenna	Power: DC 54V
Test Mode: Transmit by 802.11ac-VHT80 at Channel 5210MHz Ant 0+1+2+3	

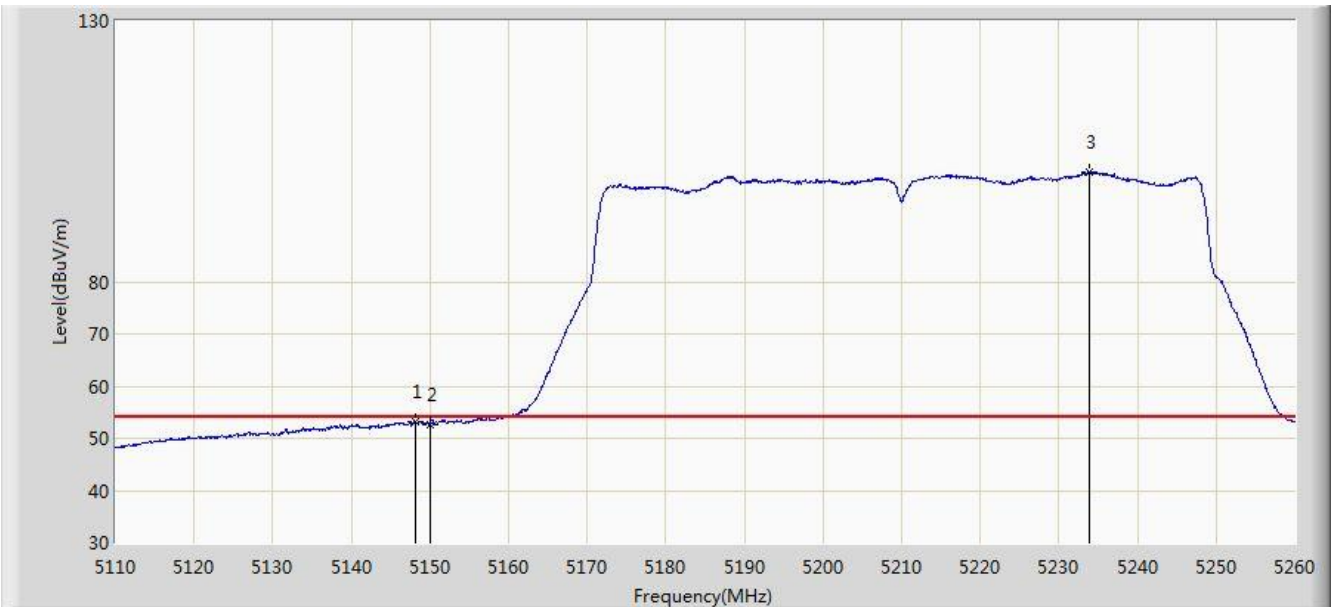


No	Flag	Mark	Frequency (MHz)	Measure Level (dBuV/m)	Reading Level (dBuV)	Margin (dB)	Limit (dBuV/m)	Factor (dB)	Type
1			5146.450	66.755	62.579	-7.245	74.000	4.176	PK
2			5150.000	63.743	59.574	-10.257	74.000	4.170	PK
3		*	5195.650	111.233	107.220	N/A	N/A	4.013	PK

Note: Measure Level (dBμV/m) = Reading Level (dBμV) + Factor (dB)

Factor (dB) = Cable Loss (dB) + Antenna Factor (dB/m) - Pre_Amplifier Gain (dB)

Site: AC2	Time: 2016/11/17 - 19:25
Limit: FCC_Part15.209_RE(3m)	Engineer: Kevin Ke
Probe: BBHA9120D_1GHz_18GHz	Polarity: Vertical
EUT: US WI-FI AP 4X4 OD ext. antenna	Power: DC 54V
Test Mode: Transmit by 802.11ac-VHT80 at Channel 5210MHz Ant 0+1+2+3	

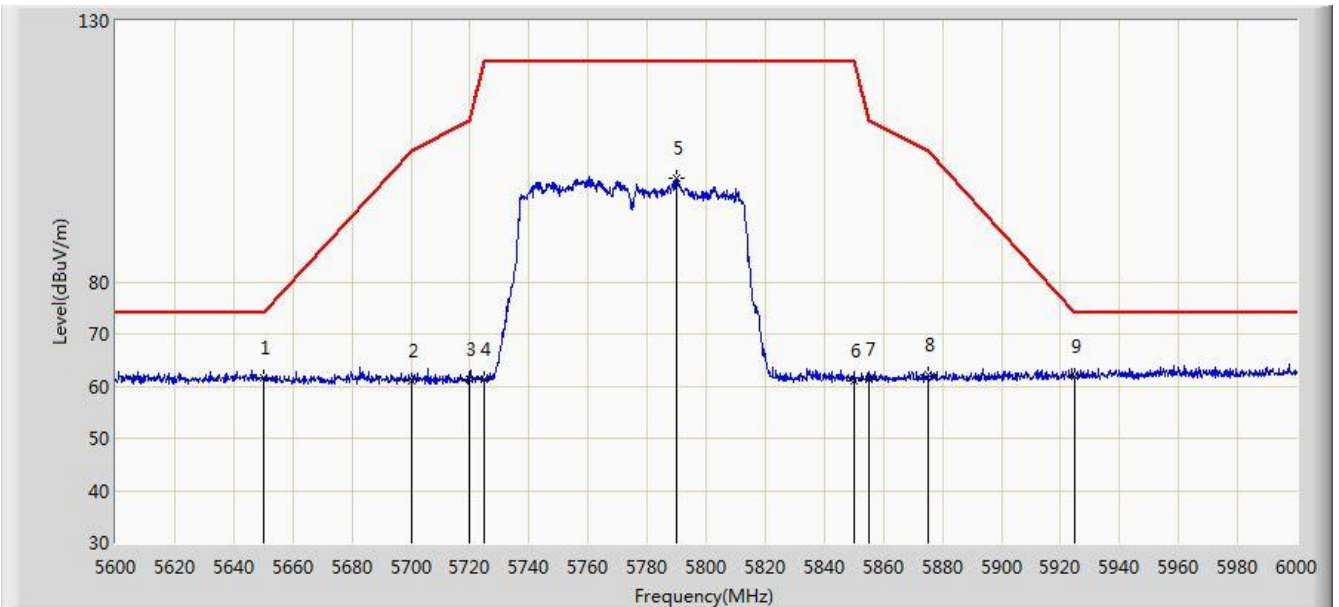


No	Flag	Mark	Frequency (MHz)	Measure Level (dBuV/m)	Reading Level (dBuV)	Margin (dB)	Limit (dBuV/m)	Factor (dB)	Type
1			5148.100	53.237	49.062	-0.763	54.000	4.175	AV
2			5150.000	52.688	48.519	-1.312	54.000	4.170	AV
3		*	5233.825	101.070	97.172	N/A	N/A	3.899	AV

Note: Measure Level (dB μ V/m) = Reading Level (dB μ V) + Factor (dB)

Factor (dB) = Cable Loss (dB) + Antenna Factor (dB/m) - Pre_Amplifier Gain (dB)

Site: AC2	Time: 2016/11/17 - 19:50
Limit: FCC_Part15.407_RE(3m)	Engineer: Kevin Ke
Probe: BBHA9120D_1GHz_18GHz	Polarity: Horizontal
EUT: US WI-FI AP 4X4 OD ext. antenna	Power: DC 54V
Test Mode: Transmit by 802.11ac-VHT80 at Channel 5775MHz Ant 0+1+2+3	



No	Flag	Mark	Frequency (MHz)	Measure Level (dBuV/m)	Reading Level (dBuV)	Margin (dB)	Limit (dBuV/m)	Factor (dB)	Type
1			5650.000	61.598	56.927	-12.402	74.000	4.671	PK
2			5700.000	60.972	56.094	-44.228	105.200	4.878	PK
3			5720.000	61.431	56.434	-49.369	110.800	4.997	PK
4			5725.000	61.365	56.336	-60.835	122.200	5.029	PK
5			5790.200	99.713	94.320	N/A	N/A	5.392	PK
6			5850.000	61.064	55.338	-61.136	122.200	5.726	PK
7			5855.000	61.324	55.578	-49.476	110.800	5.746	PK
8			5875.000	62.221	56.401	-42.979	105.200	5.820	PK
9		*	5925.000	61.840	55.874	-12.160	74.000	5.967	PK

Note: Measure Level (dBμV/m) = Reading Level (dBμV) + Factor (dB)

Factor (dB) = Cable Loss (dB) + Antenna Factor (dB/m) - Pre_Amplifier Gain (dB)