

Site: AC1	Time: 2016/09/09 - 23:37
Limit: FCC_Part15.209_RE(3m)	Engineer: Kevin Ke
Probe: BBHA9120D_1GHz_18GHz	Polarity: Horizontal
EUT: US WI-FI AP 4X4 OD ext. antenna	Power:DC 54V
Test Mode: Transmit at channel 5210MHz by 802.11ac-VHT80 Ant 0+1+2+3	

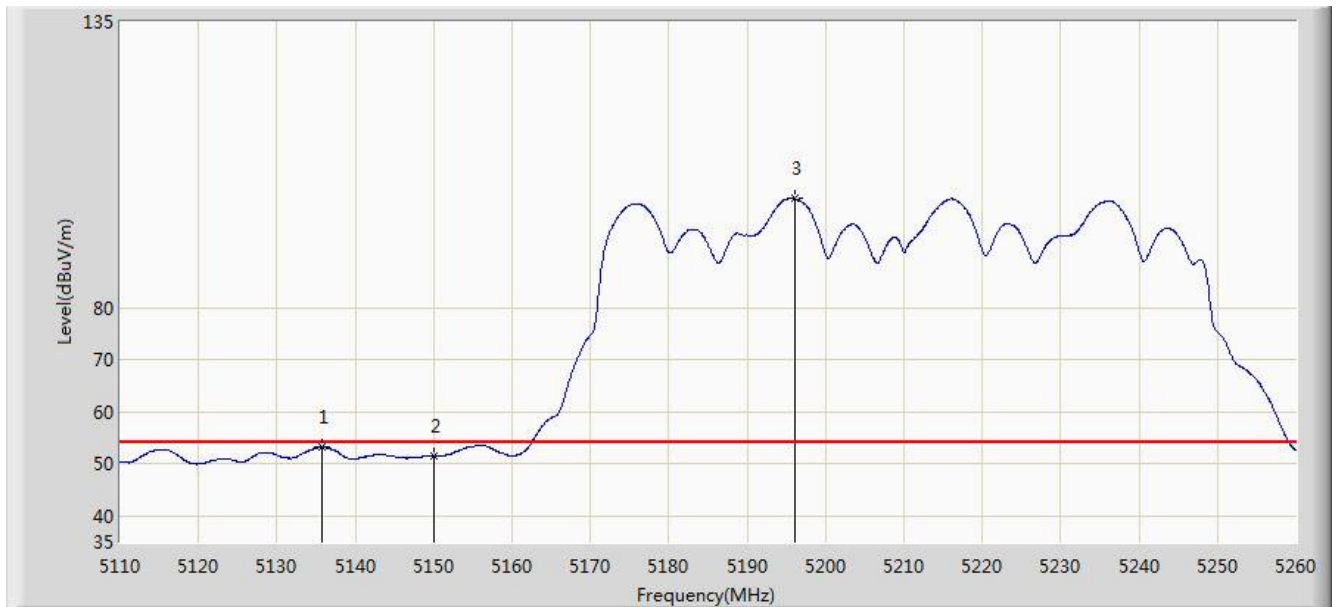


No	Flag	Mark	Frequency (MHz)	Measure Level (dBuV/m)	Reading Level (dBuV)	Margin (dB)	Limit (dBuV/m)	Factor (dB)	Type
1			5136.100	67.381	63.206	-6.619	74.000	4.175	PK
2			5150.000	64.153	59.984	-9.847	74.000	4.170	PK
3		*	5196.025	115.920	111.908	N/A	N/A	4.012	PK

Note: Measure Level (dB μ V/m) = Reading Level (dB μ V) + Factor (dB)

Factor (dB) = Cable Loss (dB) + Antenna Factor (dB/m) - Pre_Amplifier Gain (dB)

Site: AC1	Time: 2016/09/09 - 23:35
Limit: FCC_Part15.209_RE(3m)	Engineer: Kevin Ke
Probe: BBHA9120D_1GHz_18GHz	Polarity: Horizontal
EUT: US WI-FI AP 4X4 OD ext. antenna	Power:DC 54V
Test Mode: Transmit at channel 5210MHz by 802.11ac-VHT80 Ant 0+1+2+3	

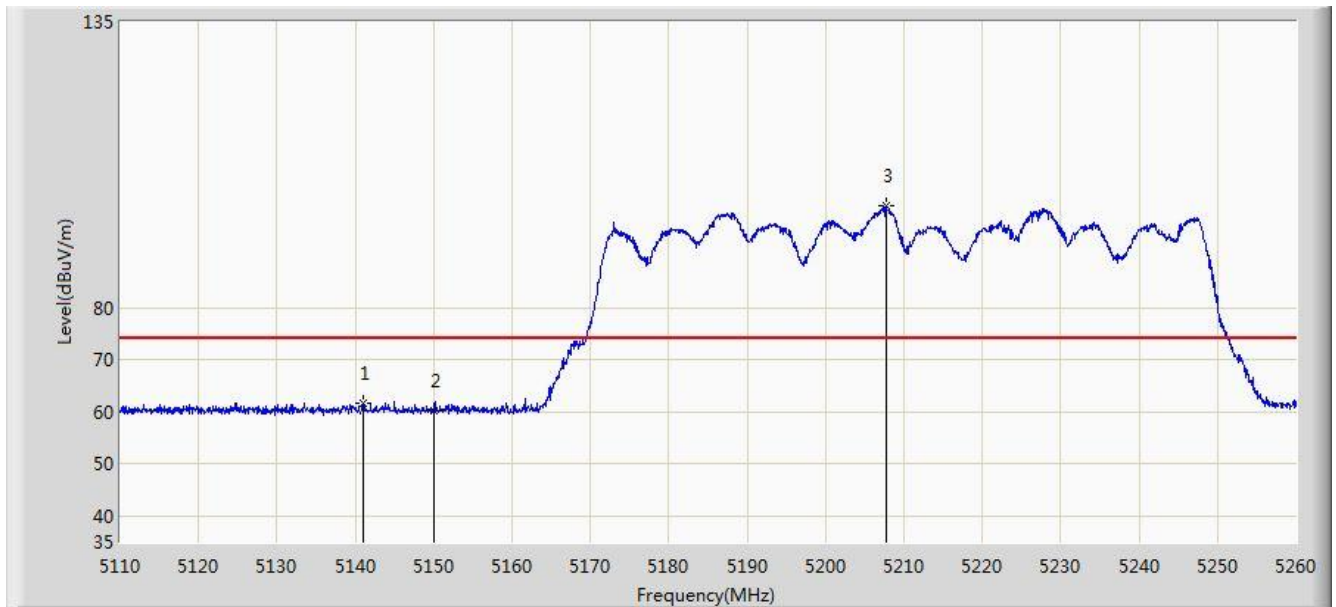


No	Flag	Mark	Frequency (MHz)	Measure Level (dBuV/m)	Reading Level (dBuV)	Margin (dB)	Limit (dBuV/m)	Factor (dB)	Type
1			5135.800	53.192	49.017	-0.808	54.000	4.175	AV
2			5150.000	51.525	47.356	-2.475	54.000	4.170	AV
3		*	5196.025	101.033	97.021	N/A	N/A	4.012	AV

Note: Measure Level (dB μ V/m) = Reading Level (dB μ V) + Factor (dB)

Factor (dB) = Cable Loss (dB) + Antenna Factor (dB/m) - Pre_Amplifier Gain (dB)

Site: AC1	Time: 2016/09/09 - 23:39
Limit: FCC_Part15.209_RE(3m)	Engineer: Kevin Ke
Probe: BBHA9120D_1GHz_18GHz	Polarity: Vertical
EUT: US WI-FI AP 4X4 OD ext. antenna	Power:DC 54V
Test Mode: Transmit at channel 5210MHz by 802.11ac-VHT80 Ant 0+1+2+3	

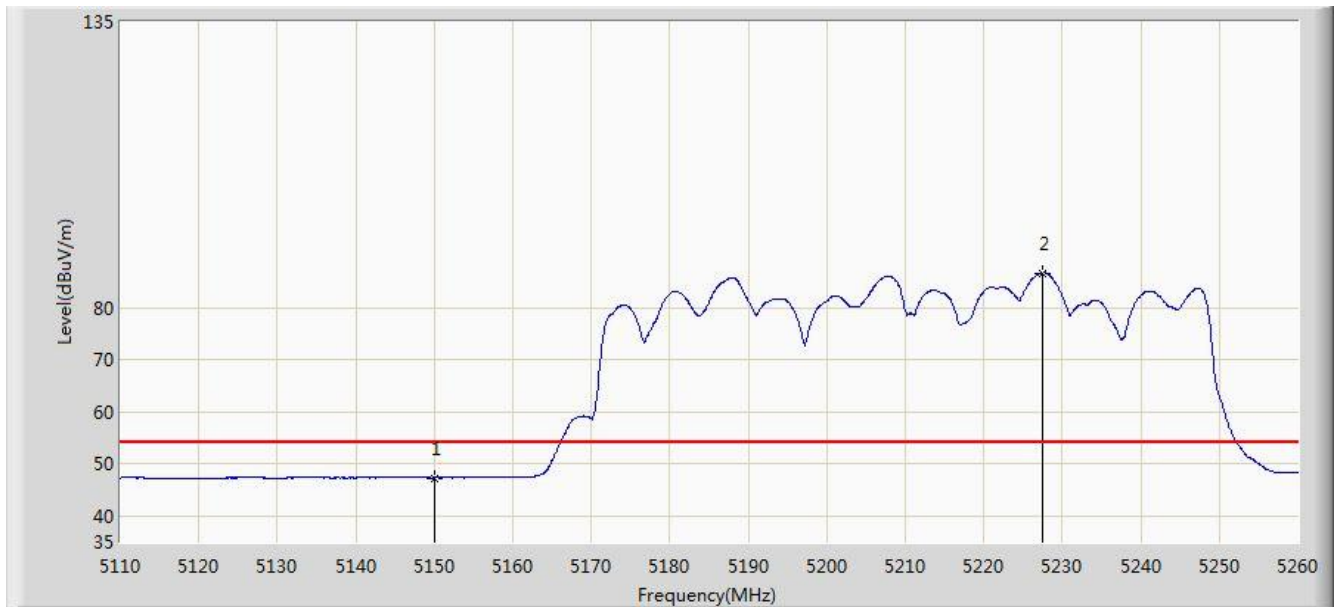


No	Flag	Mark	Frequency (MHz)	Measure Level (dBuV/m)	Reading Level (dBuV)	Margin (dB)	Limit (dBuV/m)	Factor (dB)	Type
1			5140.975	61.788	57.612	-12.212	74.000	4.175	PK
2			5150.000	60.147	55.978	-13.853	74.000	4.170	PK
3		*	5207.725	99.692	95.717	N/A	N/A	3.976	PK

Note: Measure Level (dBμV/m) = Reading Level (dBμV) + Factor (dB)

Factor (dB) = Cable Loss (dB) + Antenna Factor (dB/m) - Pre_Amplifier Gain (dB)

Site: AC1	Time: 2016/09/09 - 23:41
Limit: FCC_Part15.209_RE(3m)	Engineer: Kevin Ke
Probe: BBHA9120D_1GHz_18GHz	Polarity: Vertical
EUT: US WI-FI AP 4X4 OD ext. antenna	Power:DC 54V
Test Mode: Transmit at channel 5210MHz by 802.11ac-VHT80 Ant 0+1+2+3	

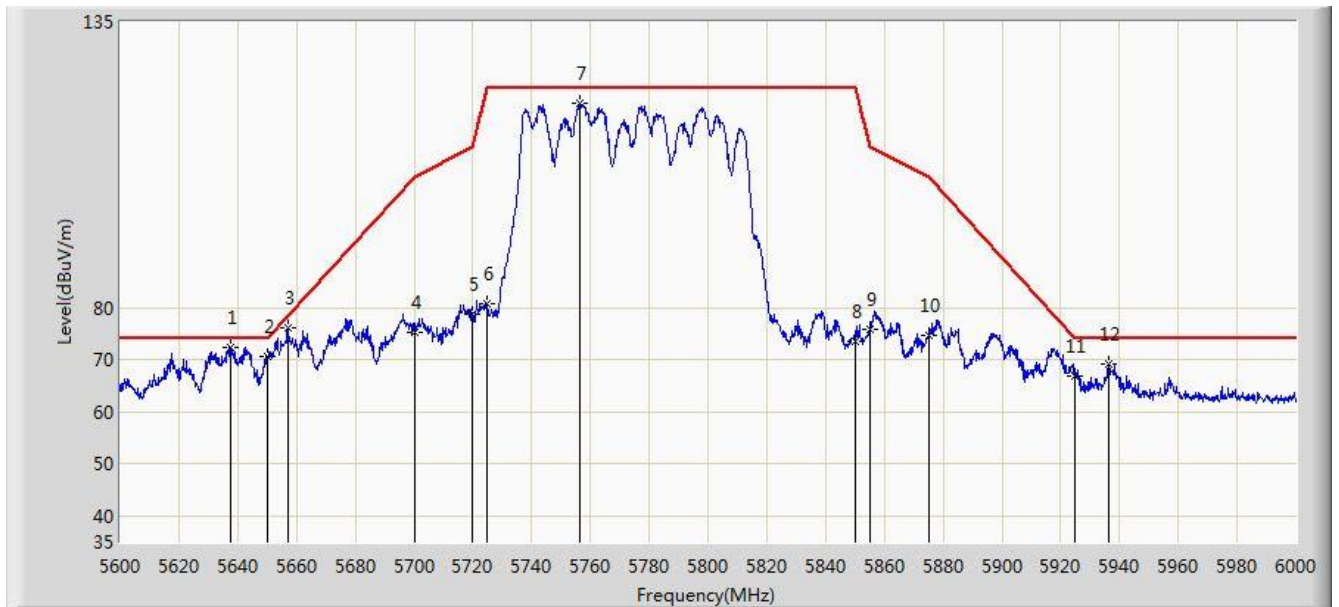


No	Flag	Mark	Frequency (MHz)	Measure Level (dBuV/m)	Reading Level (dBuV)	Margin (dB)	Limit (dBuV/m)	Factor (dB)	Type
1			5150.000	47.318	43.149	-6.682	54.000	4.170	AV
2		*	5227.525	86.723	82.806	N/A	N/A	3.916	AV

Note: Measure Level (dB μ V/m) = Reading Level (dB μ V) + Factor (dB)

Factor (dB) = Cable Loss (dB) + Antenna Factor (dB/m) - Pre_Amplifier Gain (dB)

Site: AC1	Time: 2016/09/10 - 00:42
Limit: FCC_Part15.407_RE(3m)	Engineer: Kevin Ke
Probe: BBHA9120D_1GHz_18GHz	Polarity: Horizontal
EUT: US WI-FI AP 4X4 OD ext. antenna	Power:DC 54V
Test Mode: Transmit at channel 5775MHz by 802.11ac-VHT80 Ant 0+1+2+3	

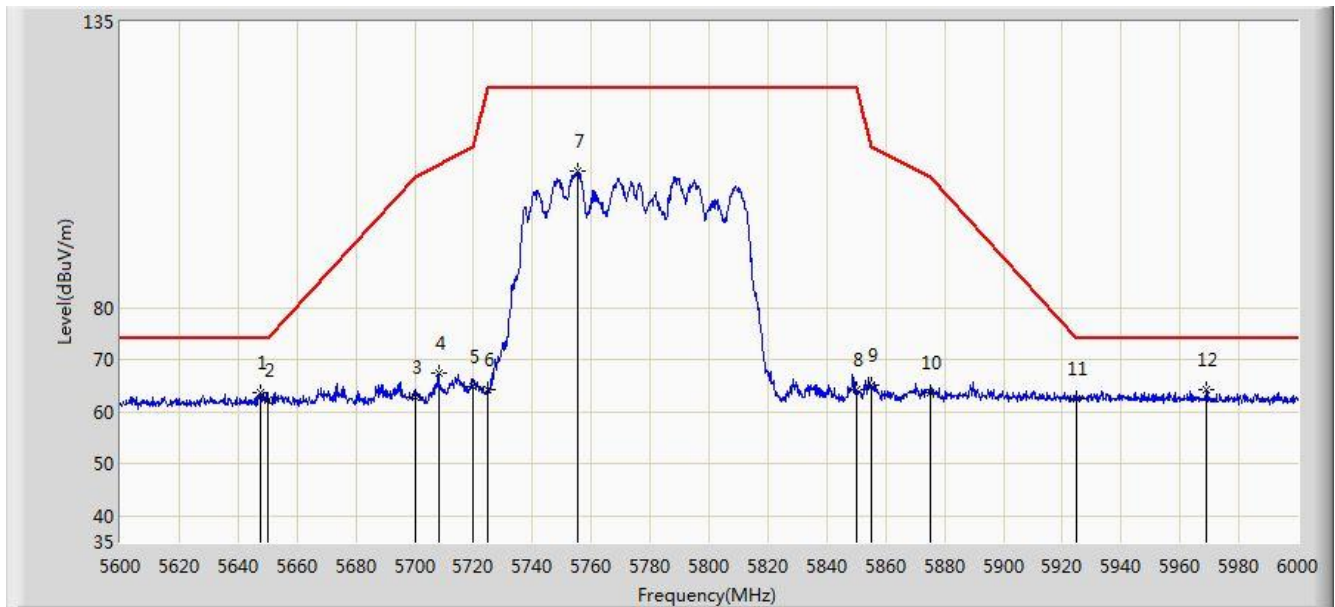


No	Flag	Mark	Frequency (MHz)	Measure Level (dBuV/m)	Reading Level (dBuV)	Margin (dB)	Limit (dBuV/m)	Factor (dB)	Type
1		*	5637.800	72.512	67.881	-1.488	74.000	4.631	PK
2			5650.000	70.664	65.993	-3.336	74.000	4.671	PK
3			5657.000	76.203	71.508	-2.182	78.385	4.695	PK
4			5700.000	75.400	70.522	-29.800	105.200	4.878	PK
5			5720.000	78.807	73.810	-31.993	110.800	4.997	PK
6			5725.000	80.661	75.632	-41.539	122.200	5.029	PK
7			5756.400	119.414	114.194	N/A	N/A	5.219	PK
8			5850.000	73.457	67.731	-48.743	122.200	5.726	PK
9			5855.000	75.829	70.083	-34.971	110.800	5.746	PK
10			5875.000	74.701	68.881	-30.499	105.200	5.820	PK
11			5925.000	66.866	60.900	-7.134	74.000	5.967	PK
12			5936.200	69.297	63.303	-4.703	74.000	5.995	PK

Note: Measure Level (dB μ V/m) = Reading Level (dB μ V) + Factor (dB)

Factor (dB) = Cable Loss (dB) + Antenna Factor (dB/m) - Pre_Amplifier Gain (dB)

Site: AC1	Time: 2016/09/10 - 00:50
Limit: FCC_Part15.407_RE(3m)	Engineer: Kevin Ke
Probe: BBHA9120D_1GHz_18GHz	Polarity: Vertical
EUT: US WI-FI AP 4X4 OD ext. antenna	Power:DC 54V
Test Mode: Transmit at channel 5775MHz by 802.11ac-VHT80 Ant 0+1+2+3	

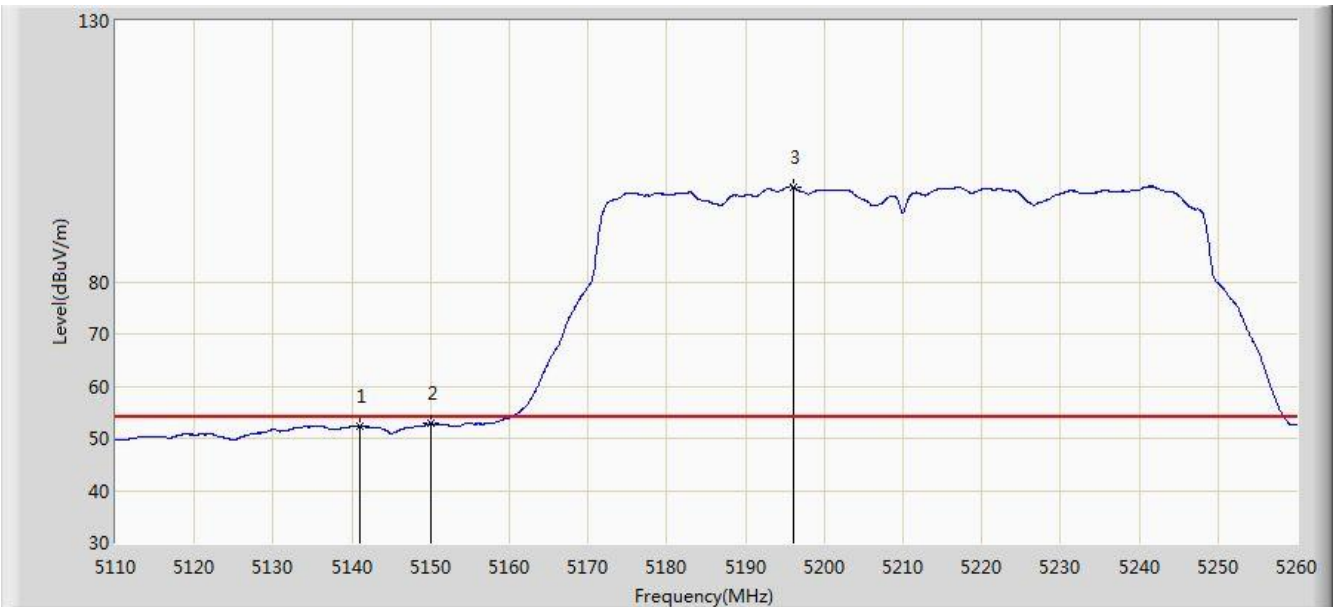


No	Flag	Mark	Frequency (MHz)	Measure Level (dBuV/m)	Reading Level (dBuV)	Margin (dB)	Limit (dBuV/m)	Factor (dB)	Type
1			5647.400	63.810	59.148	-10.190	74.000	4.662	PK
2			5650.000	62.370	57.699	-11.630	74.000	4.671	PK
3			5700.000	62.788	57.910	-42.412	105.200	4.878	PK
4			5708.200	67.351	62.429	-40.148	107.498	4.922	PK
5			5720.000	64.860	59.863	-45.940	110.800	4.997	PK
6			5725.000	64.373	59.344	-57.827	122.200	5.029	PK
7		*	5755.600	106.353	101.138	N/A	N/A	5.215	PK
8			5850.000	64.395	58.669	-57.805	122.200	5.726	PK
9			5855.000	65.172	59.426	-45.628	110.800	5.746	PK
10			5875.000	63.649	57.829	-41.551	105.200	5.820	PK
11			5925.000	62.527	56.561	-11.473	74.000	5.967	PK
12		*	5969.000	64.371	58.312	-9.629	74.000	6.059	PK

Note: Measure Level (dBμV/m) = Reading Level (dBμV) + Factor (dB)

Factor (dB) = Cable Loss (dB) + Antenna Factor (dB/m) - Pre_Amplifier Gain (dB)

Site: AC1	Time: 2016/12/05 - 13:52
Limit: FCC_Part15.209_RE(3m)	Engineer: Kevin Ke
Probe: BBHA9120D_1GHz_18GHz	Polarity: Horizontal
EUT: US WI-FI AP 4X4 OD ext. antenna	Power: DC 54V
Test Mode: Transmit by 802.11ac-VHT80+80 at Channel 5210MHz+5775MHz Ant 0 + 1 + 2 + 3	

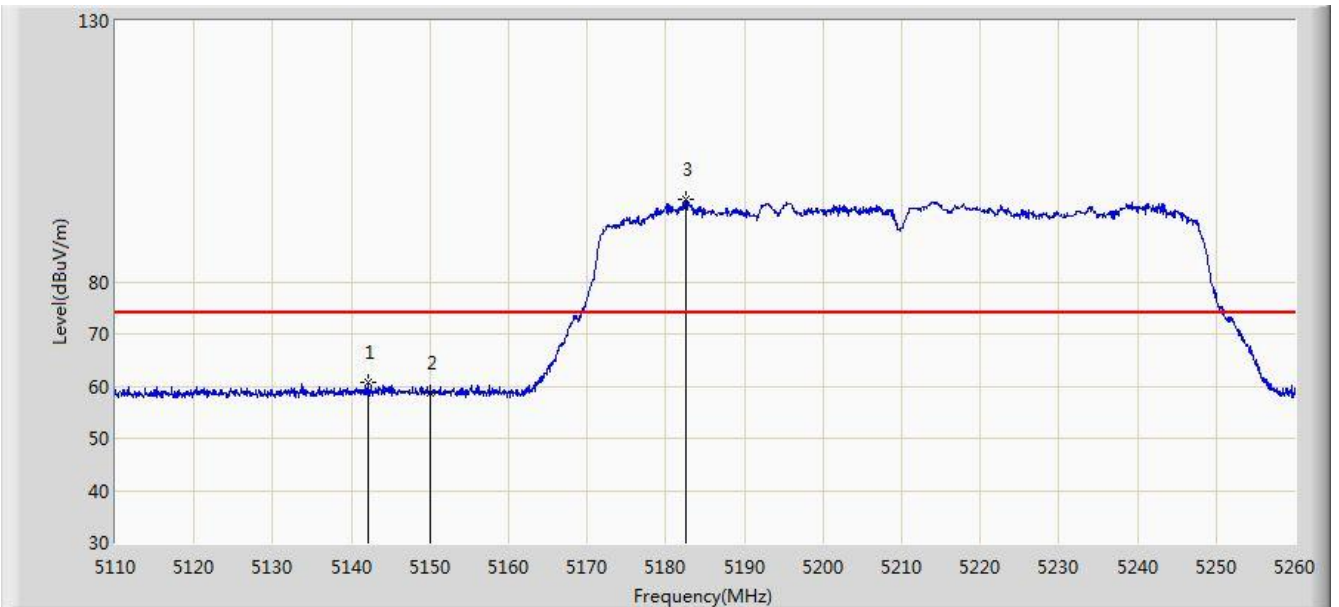


No	Flag	Mark	Frequency (MHz)	Measure Level (dBuV/m)	Reading Level (dBuV)	Margin (dB)	Limit (dBuV/m)	Factor (dB)	Type
1			5140.975	52.443	48.267	-1.557	54.000	4.175	AV
2			5150.000	52.756	48.587	-1.244	54.000	4.170	AV
3		*	5196.025	98.181	94.169	N/A	N/A	4.012	AV

Note: Measure Level (dBμV/m) = Reading Level (dBμV) + Factor (dB)

Factor (dB) = Cable Loss (dB) + Antenna Factor (dB/m) - Pre_Amplifier Gain (dB)

Site: AC1	Time: 2016/12/05 - 13:55
Limit: FCC_Part15.209_RE(3m)	Engineer: Kevin Ke
Probe: BBHA9120D_1GHz_18GHz	Polarity: Vertical
EUT: US WI-FI AP 4X4 OD ext. antenna	Power: DC 54V
Test Mode: Transmit by 802.11ac-VHT80+80 at Channel 5210MHz+5775MHz Ant 0 + 1 + 2 + 3	

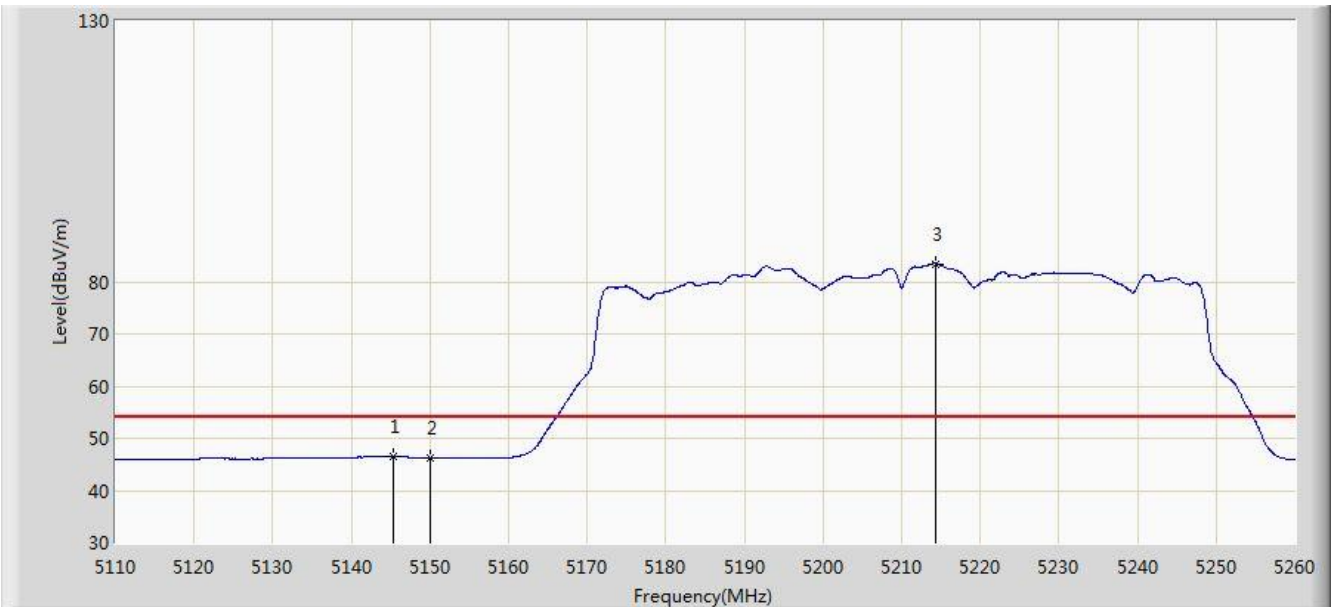


No	Flag	Mark	Frequency (MHz)	Measure Level (dBuV/m)	Reading Level (dBuV)	Margin (dB)	Limit (dBuV/m)	Factor (dB)	Type
1			5142.100	60.697	56.521	-13.303	74.000	4.176	PK
2			5150.000	58.769	54.600	-15.231	74.000	4.170	PK
3		*	5182.525	95.717	91.657	N/A	N/A	4.060	PK

Note: Measure Level (dBμV/m) = Reading Level (dBμV) + Factor (dB)

Factor (dB) = Cable Loss (dB) + Antenna Factor (dB/m) - Pre_Amplifier Gain (dB)

Site: AC1	Time: 2016/12/05 - 13:57
Limit: FCC_Part15.209_RE(3m)	Engineer: Kevin Ke
Probe: BBHA9120D_1GHz_18GHz	Polarity: Vertical
EUT: US WI-FI AP 4X4 OD ext. antenna	Power: DC 54V
Test Mode: Transmit by 802.11ac-VHT80+80 at Channel 5210MHz+5775MHz Ant 0 + 1 + 2 + 3	

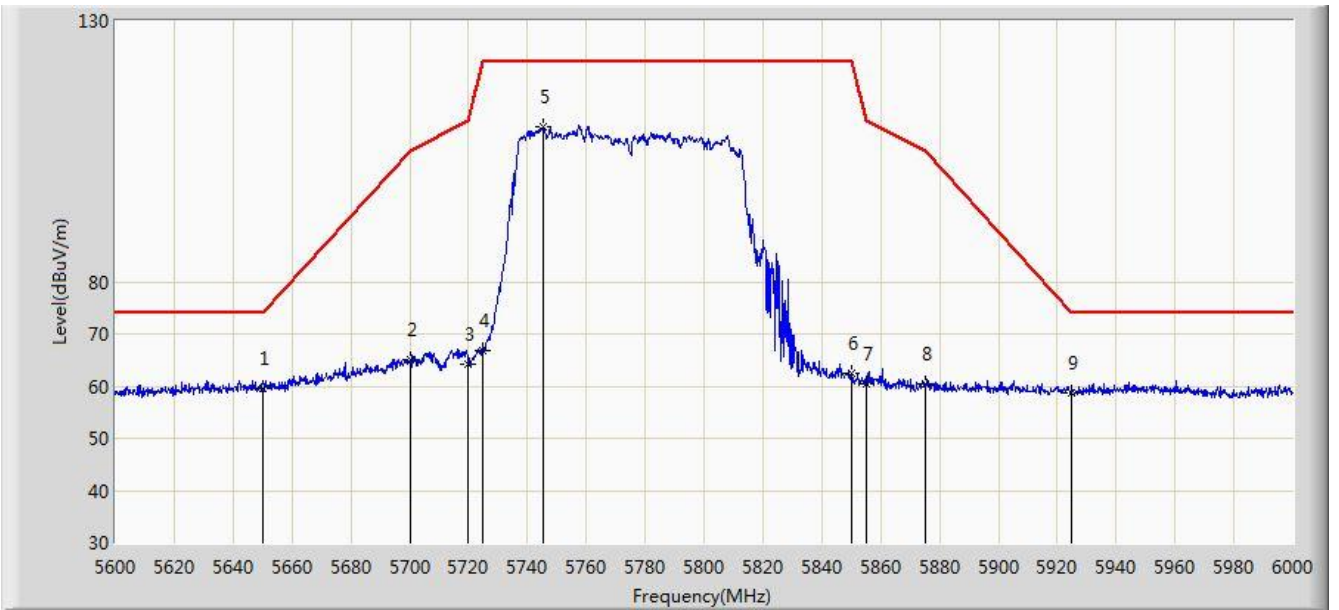


No	Flag	Mark	Frequency (MHz)	Measure Level (dBuV/m)	Reading Level (dBuV)	Margin (dB)	Limit (dBuV/m)	Factor (dB)	Type
1			5145.400	46.506	42.330	-7.494	54.000	4.176	AV
2			5150.000	46.280	42.111	-7.720	54.000	4.170	AV
3		*	5214.400	83.396	79.440	N/A	N/A	3.955	AV

Note: Measure Level (dB μ V/m) = Reading Level (dB μ V) + Factor (dB)

Factor (dB) = Cable Loss (dB) + Antenna Factor (dB/m) - Pre_Amplifier Gain (dB)

Site: AC1	Time: 2016/12/05 - 13:58
Limit: FCC_Part15.407_RE(3m)	Engineer: Kevin Ke
Probe: BBHA9120D_1GHz_18GHz	Polarity: Horizontal
EUT: US WI-FI AP 4X4 OD ext. antenna	Power: DC 54V
Test Mode: Transmit by 802.11ac-VHT80+80 at Channel 5210MHz+5775MHz Ant 0 + 1 + 2 + 3	

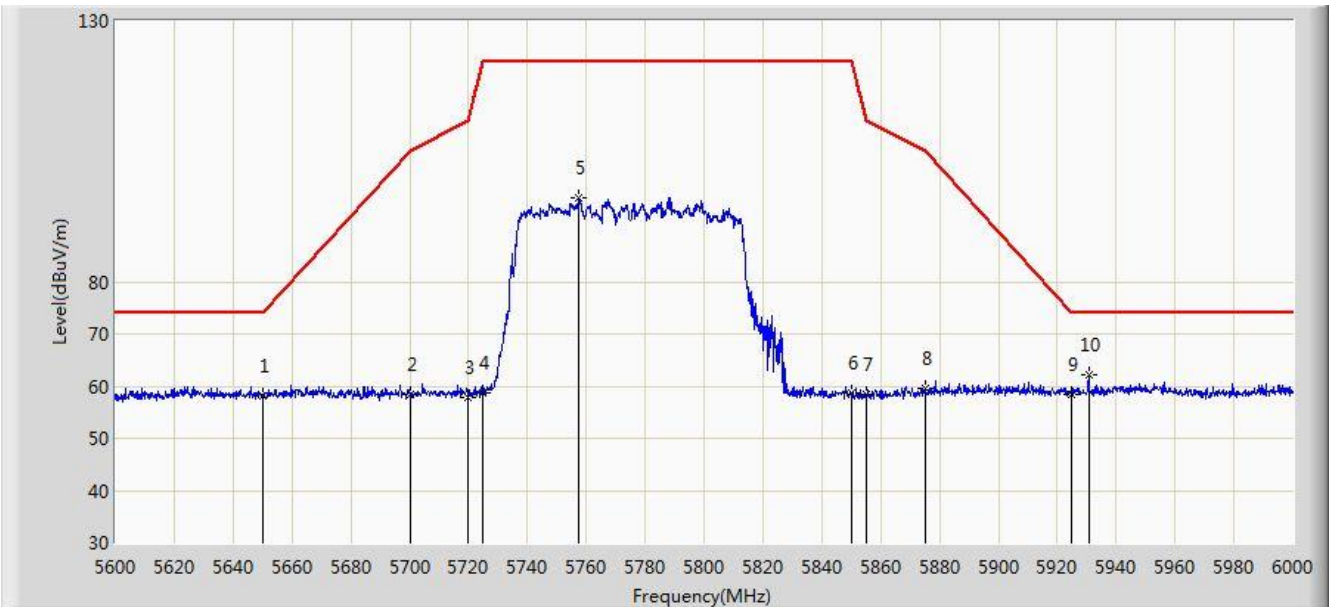


No	Flag	Mark	Frequency (MHz)	Measure Level (dBuV/m)	Reading Level (dBuV)	Margin (dB)	Limit (dBuV/m)	Factor (dB)	Type
1			5650.000	59.570	54.899	-14.430	74.000	4.671	PK
2			5700.000	65.023	60.145	-40.177	105.200	4.878	PK
3			5720.000	64.292	59.295	-46.508	110.800	4.997	PK
4			5725.000	66.806	61.777	-55.394	122.200	5.029	PK
5		*	5745.200	109.750	104.594	N/A	N/A	5.156	PK
6			5850.000	62.384	56.658	-59.816	122.200	5.726	PK
7			5855.000	60.447	54.701	-50.353	110.800	5.746	PK
8			5875.000	60.387	54.567	-44.813	105.200	5.820	PK
9			5925.000	58.660	52.694	-15.340	74.000	5.967	PK

Note: Measure Level (dBuV/m) = Reading Level (dBuV) + Factor (dB)

Factor (dB) = Cable Loss (dB) + Antenna Factor (dB/m) - Pre_Amplifier Gain (dB)

Site: AC1	Time: 2016/12/05 - 14:00
Limit: FCC_Part15.407_RE(3m)	Engineer: Kevin Ke
Probe: BBHA9120D_1GHz_18GHz	Polarity: Vertical
EUT: US WI-FI AP 4X4 OD ext. antenna	Power: DC 54V
Test Mode: Transmit by 802.11ac-VHT80+80 at Channel 5210MHz+5775MHz Ant 0 + 1 + 2 + 3	



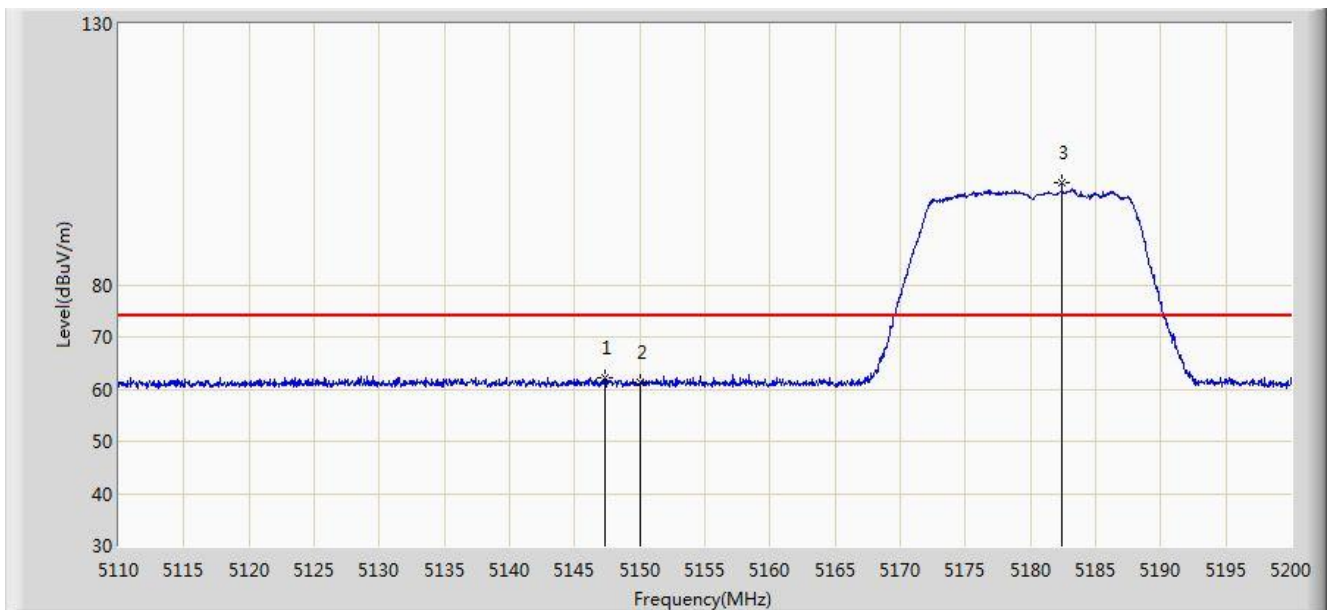
No	Flag	Mark	Frequency (MHz)	Measure Level (dBuV/m)	Reading Level (dBuV)	Margin (dB)	Limit (dBuV/m)	Factor (dB)	Type
1			5650.000	58.039	53.368	-15.961	74.000	4.671	PK
2			5700.000	58.413	53.535	-46.787	105.200	4.878	PK
3			5720.000	57.925	52.928	-52.875	110.800	4.997	PK
4			5725.000	58.803	53.774	-63.397	122.200	5.029	PK
5			5757.400	96.037	90.812	N/A	N/A	5.226	PK
6			5850.000	58.597	52.871	-63.603	122.200	5.726	PK
7			5855.000	58.417	52.671	-52.383	110.800	5.746	PK
8			5875.000	59.551	53.731	-45.649	105.200	5.820	PK
9			5925.000	58.324	52.358	-15.676	74.000	5.967	PK
10		*	5930.600	62.114	56.134	-11.886	74.000	5.981	PK

Note: Measure Level (dBuV/m) = Reading Level (dBuV) + Factor (dB)

Factor (dB) = Cable Loss (dB) + Antenna Factor (dB/m) - Pre_Amplifier Gain (dB)

Sector-Antenna 1356.17.0011 Test Result

Site: AC1	Time: 2016/11/14 - 19:34
Limit: FCC_Part15.209_RE(3m)	Engineer: Kevin Ke
Probe: BBHA9120D_1GHz_18GHz	Polarity: Horizontal
EUT: US WI-FI AP 4X4 OD ext. antenna	Power: DC 54V
Test Mode: Transmit by 802.11a at Channel 5180MHz Ant 0	

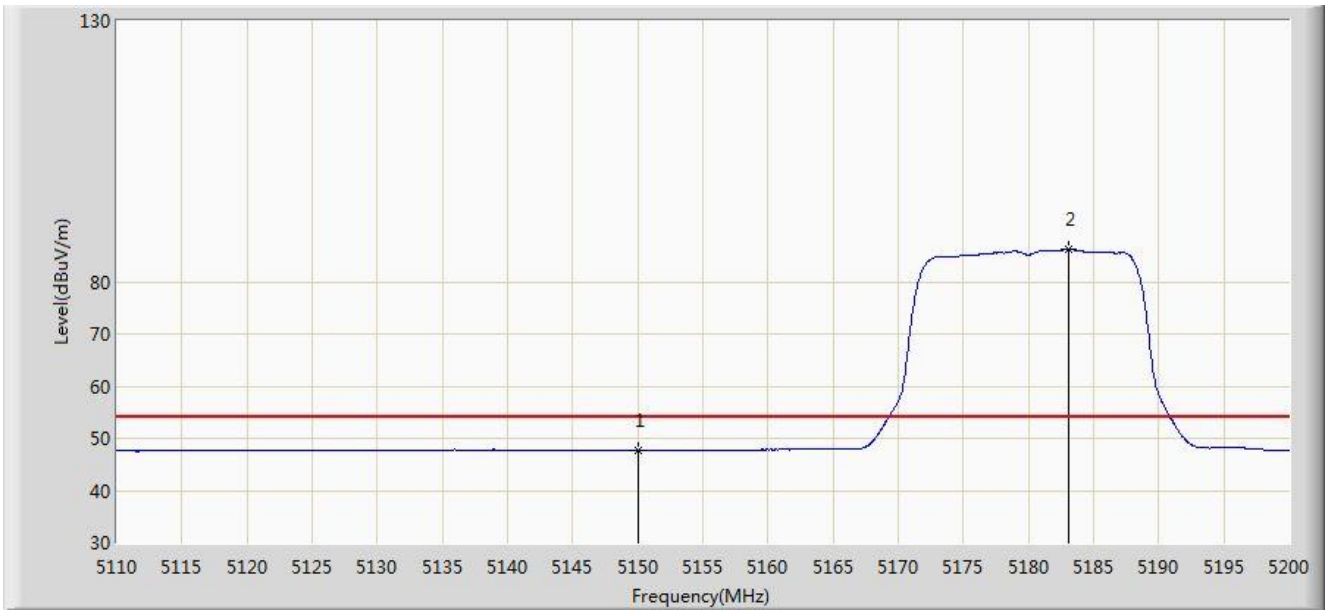


No	Flag	Mark	Frequency (MHz)	Measure Level (dBuV/m)	Reading Level (dBuV)	Margin (dB)	Limit (dBuV/m)	Factor (dB)	Type
1			5147.305	62.262	58.086	-11.738	74.000	4.176	PK
2			5150.000	61.278	57.109	-12.722	74.000	4.170	PK
3		*	5182.405	99.581	95.521	N/A	N/A	4.061	PK

Note: Measure Level (dB μ V/m) = Reading Level (dB μ V) + Factor (dB)

Factor (dB) = Cable Loss (dB) + Antenna Factor (dB/m) - Pre_Amplifier Gain (dB)

Site: AC1	Time: 2016/11/14 - 19:41
Limit: FCC_Part15.209_RE(3m)	Engineer: Kevin Ke
Probe: BBHA9120D_1GHz_18GHz	Polarity: Horizontal
EUT: US WI-FI AP 4X4 OD ext. antenna	Power: DC 54V
Test Mode: Transmit by 802.11a at Channel 5180MHz Ant 0	

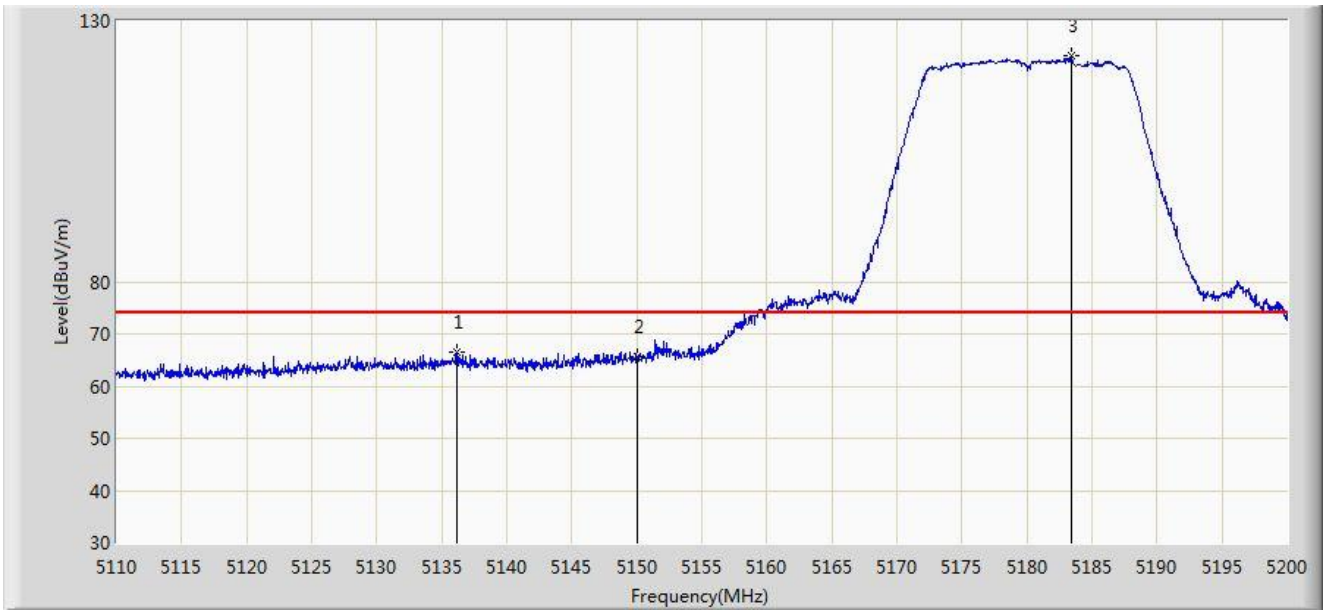


No	Flag	Mark	Frequency (MHz)	Measure Level (dBuV/m)	Reading Level (dBuV)	Margin (dB)	Limit (dBuV/m)	Factor (dB)	Type
1			5150.000	47.796	43.627	-6.204	54.000	4.170	AV
2		*	5183.035	86.159	82.101	N/A	N/A	4.057	AV

Note: Measure Level (dB μ V/m) = Reading Level (dB μ V) + Factor (dB)

Factor (dB) = Cable Loss (dB) + Antenna Factor (dB/m) - Pre_Amplifier Gain (dB)

Site: AC1	Time: 2016/11/14 - 19:33
Limit: FCC_Part15.209_RE(3m)	Engineer: Kevin Ke
Probe: BBHA9120D_1GHz_18GHz	Polarity: Vertical
EUT: US WI-FI AP 4X4 OD ext. antenna	Power: DC 54V
Test Mode: Transmit by 802.11a at Channel 5180MHz Ant 0	

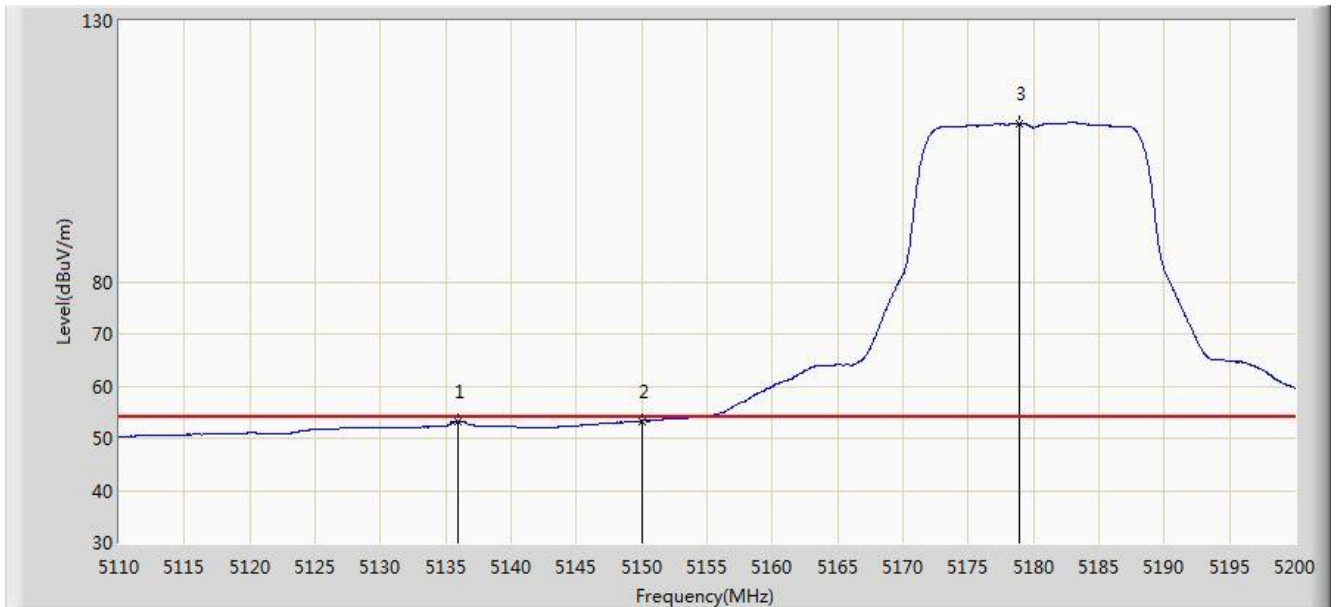


No	Flag	Mark	Frequency (MHz)	Measure Level (dBuV/m)	Reading Level (dBuV)	Margin (dB)	Limit (dBuV/m)	Factor (dB)	Type
1			5136.145	66.442	62.267	-7.558	74.000	4.175	PK
2			5150.000	65.516	61.347	-8.484	74.000	4.170	PK
3		*	5183.440	123.215	119.158	N/A	N/A	4.056	PK

Note: Measure Level (dB μ V/m) = Reading Level (dB μ V) + Factor (dB)

Factor (dB) = Cable Loss (dB) + Antenna Factor (dB/m) - Pre_Amplifier Gain (dB)

Site: AC1	Time: 2016/11/14 - 19:28
Limit: FCC_Part15.209_RE(3m)	Engineer: Kevin Ke
Probe: BBHA9120D_1GHz_18GHz	Polarity: Vertical
EUT: US WI-FI AP 4X4 OD ext. antenna	Power: DC 54V
Test Mode: Transmit by 802.11a at Channel 5180MHz Ant 0	

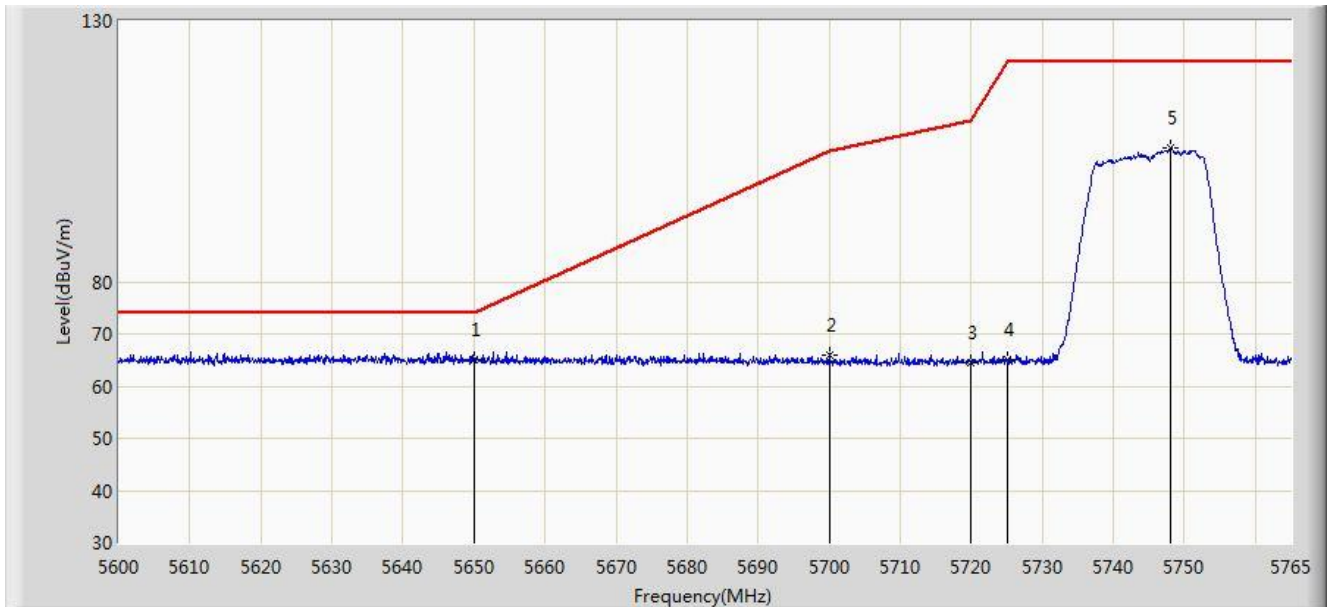


No	Flag	Mark	Frequency (MHz)	Measure Level (dBuV/m)	Reading Level (dBuV)	Margin (dB)	Limit (dBuV/m)	Factor (dB)	Type
1			5135.965	53.316	49.141	-0.684	54.000	4.175	AV
2			5150.000	53.318	49.149	-0.682	54.000	4.170	AV
3		*	5178.940	110.316	106.243	N/A	N/A	4.072	AV

Note: Measure Level (dB μ V/m) = Reading Level (dB μ V) + Factor (dB)

Factor (dB) = Cable Loss (dB) + Antenna Factor (dB/m) - Pre_Amplifier Gain (dB)

Site: AC1	Time: 2016/11/14 - 20:38
Limit: FCC_Part15.407_RE(3m)	Engineer: Kevin Ke
Probe: BBHA9120D_1GHz_18GHz	Polarity: Horizontal
EUT: US WI-FI AP 4X4 OD ext. antenna	Power: DC 54V
Test Mode: Transmit by 802.11a at Channel 5745MHz Ant 0	

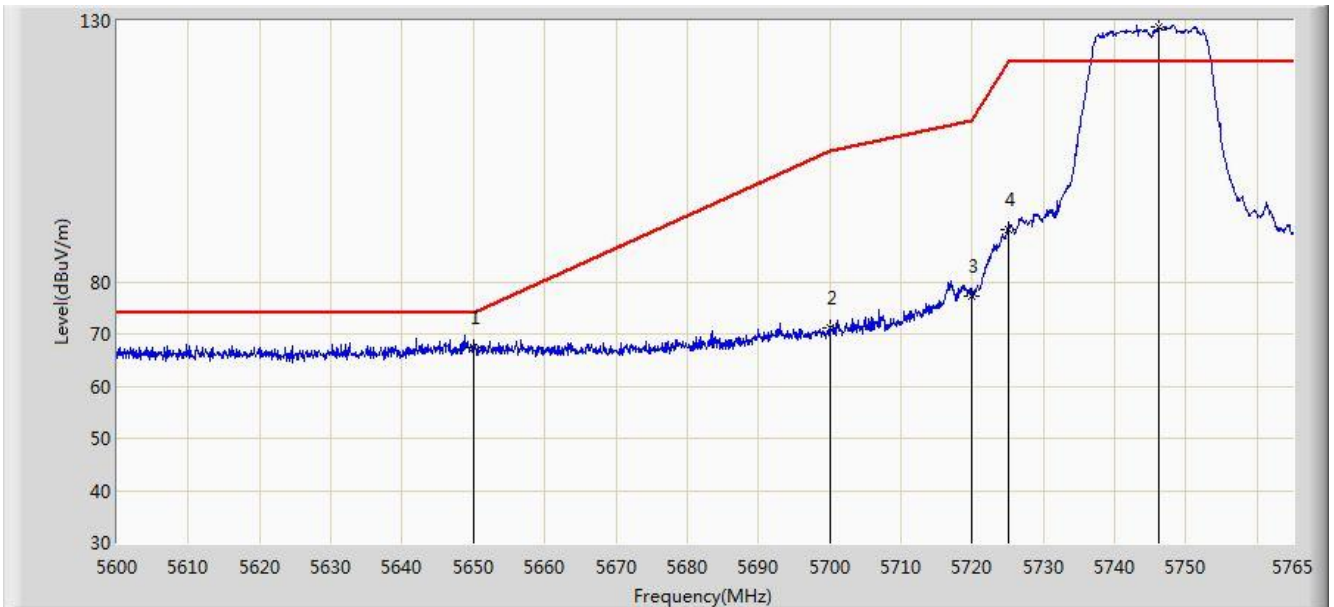


No	Flag	Mark	Frequency (MHz)	Measure Level (dBuV/m)	Reading Level (dBuV)	Margin (dB)	Limit (dBuV/m)	Factor (dB)	Type
1		*	5650.000	65.017	60.346	-8.983	74.000	4.671	PK
2			5700.000	65.997	61.119	-39.203	105.200	4.878	PK
3			5720.000	64.476	59.479	-46.324	110.800	4.997	PK
4			5725.000	65.025	59.996	-57.175	122.200	5.029	PK
5			5748.005	105.632	100.460	N/A	N/A	5.172	PK

Note: Measure Level (dB μ V/m) = Reading Level (dB μ V) + Factor (dB)

Factor (dB) = Cable Loss (dB) + Antenna Factor (dB/m) - Pre_Amplifier Gain (dB)

Site: AC1	Time: 2016/11/14 - 20:32
Limit: FCC_Part15.407_RE(3m)	Engineer: Kevin Ke
Probe: BBHA9120D_1GHz_18GHz	Polarity: Vertical
EUT: US WI-FI AP 4X4 OD ext. antenna	Power: DC 54V
Test Mode: Transmit by 802.11a at Channel 5745MHz Ant 0	

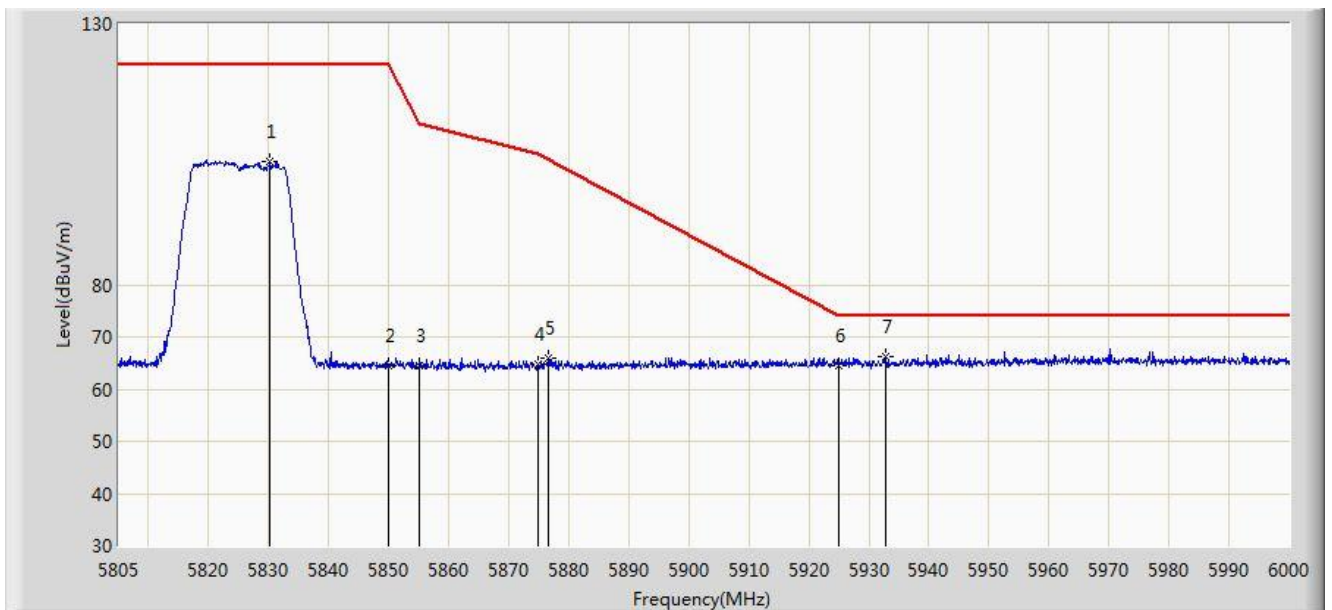


No	Flag	Mark	Frequency (MHz)	Measure Level (dBuV/m)	Reading Level (dBuV)	Margin (dB)	Limit (dBuV/m)	Factor (dB)	Type
1			5650.000	67.431	62.760	-6.569	74.000	4.671	PK
2			5700.000	71.260	66.382	-33.940	105.200	4.878	PK
3			5720.000	77.264	72.267	-33.536	110.800	4.997	PK
4			5725.000	90.005	84.976	-32.195	122.200	5.029	PK
5		*	5746.190	128.955	123.793	N/A	N/A	5.161	PK

Note: Measure Level (dB μ V/m) = Reading Level (dB μ V) + Factor (dB)

Factor (dB) = Cable Loss (dB) + Antenna Factor (dB/m) - Pre_Amplifier Gain (dB)

Site: AC1	Time: 2016/11/14 - 20:45
Limit: FCC_Part15.407_RE(3m)	Engineer: Kevin Ke
Probe: BBHA9120D_1GHz_18GHz	Polarity: Horizontal
EUT: US WI-FI AP 4X4 OD ext. antenna	Power: DC 54V
Test Mode: Transmit by 802.11a at Channel 5825MHz Ant 0	

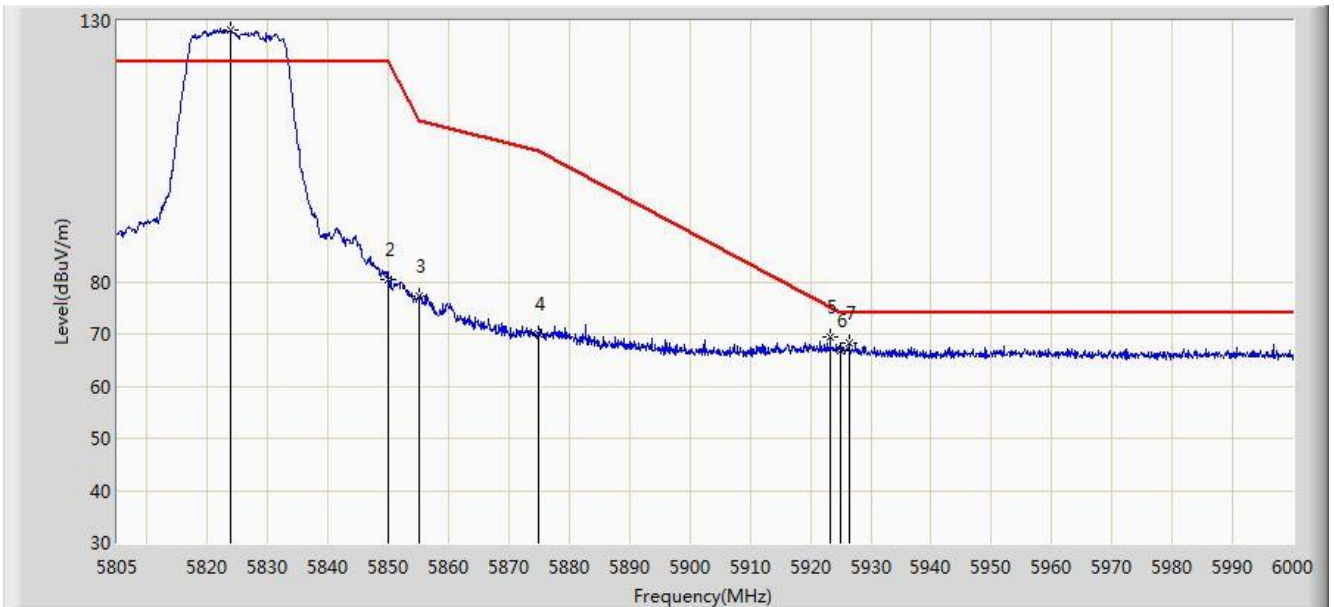


No	Flag	Mark	Frequency (MHz)	Measure Level (dBuV/m)	Reading Level (dBuV)	Margin (dB)	Limit (dBuV/m)	Factor (dB)	Type
1			5830.252	103.692	98.073	N/A	N/A	5.619	PK
2			5850.000	64.409	58.683	-57.791	122.200	5.726	PK
3			5855.000	64.565	58.819	-46.235	110.800	5.746	PK
4			5875.000	64.647	58.827	-40.553	105.200	5.820	PK
5			5876.565	66.005	60.180	-38.214	104.219	5.826	PK
6			5925.000	64.577	58.611	-9.423	74.000	5.967	PK
7		*	5932.725	66.262	60.276	-7.738	74.000	5.986	PK

Note: Measure Level (dB μ V/m) = Reading Level (dB μ V) + Factor (dB)

Factor (dB) = Cable Loss (dB) + Antenna Factor (dB/m) - Pre_Amplifier Gain (dB)

Site: AC1	Time: 2016/11/14 - 20:41
Limit: FCC_Part15.407_RE(3m)	Engineer: Kevin Ke
Probe: BBHA9120D_1GHz_18GHz	Polarity: Vertical
EUT: US WI-FI AP 4X4 OD ext. antenna	Power: DC 54V
Test Mode: Transmit by 802.11a at Channel 5825MHz Ant 0	

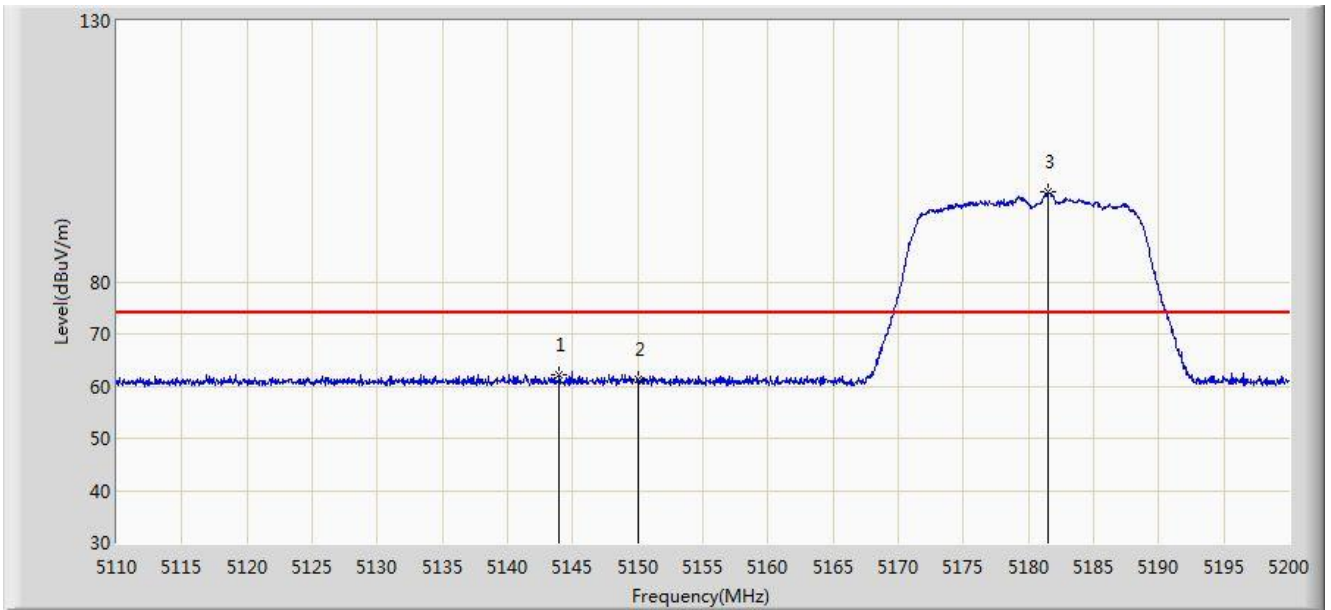


No	Flag	Mark	Frequency (MHz)	Measure Level (dBuV/m)	Reading Level (dBuV)	Margin (dB)	Limit (dBuV/m)	Factor (dB)	Type
1		*	5823.817	128.368	122.787	N/A	N/A	5.581	PK
2			5850.000	80.463	74.737	-41.737	122.200	5.726	PK
3			5855.000	77.209	71.463	-33.591	110.800	5.746	PK
4			5875.000	70.058	64.238	-35.142	105.200	5.820	PK
5			5923.268	69.325	63.363	-5.751	75.076	5.962	PK
6			5925.000	66.801	60.835	-7.199	74.000	5.967	PK
7			5926.388	68.222	62.252	-5.778	74.000	5.970	PK

Note: Measure Level (dBμV/m) = Reading Level (dBμV) + Factor (dB)

Factor (dB) = Cable Loss (dB) + Antenna Factor (dB/m) - Pre_Amplifier Gain (dB)

Site: AC1	Time: 2016/11/14 - 20:53
Limit: FCC_Part15.209_RE(3m)	Engineer: Kevin Ke
Probe: BBHA9120D_1GHz_18GHz	Polarity: Horizontal
EUT: US WI-FI AP 4X4 OD ext. antenna	Power: DC 54V
Test Mode: Transmit by 802.11n20 at Channel 5180MHz Ant 0	

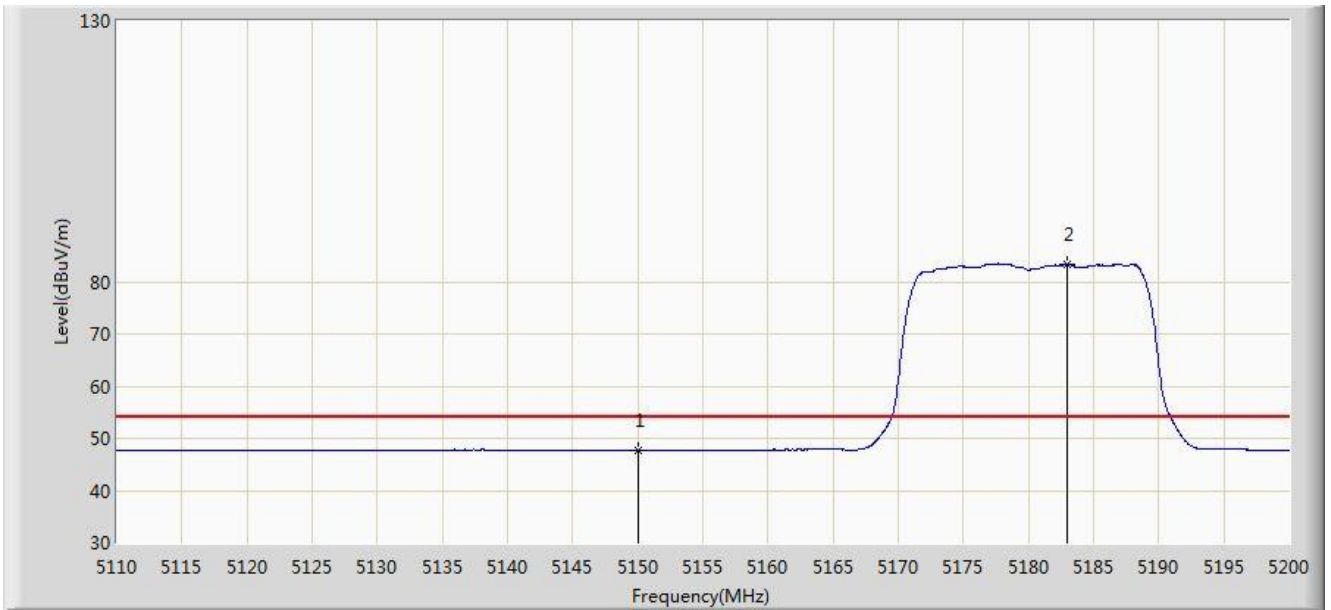


No	Flag	Mark	Frequency (MHz)	Measure Level (dBuV/m)	Reading Level (dBuV)	Margin (dB)	Limit (dBuV/m)	Factor (dB)	Type
1			5143.975	62.294	58.118	-11.706	74.000	4.176	PK
2			5150.000	61.192	57.023	-12.808	74.000	4.170	PK
3		*	5181.460	97.140	93.076	N/A	N/A	4.064	PK

Note: Measure Level (dBμV/m) = Reading Level (dBμV) + Factor (dB)

Factor (dB) = Cable Loss (dB) + Antenna Factor (dB/m) - Pre_Amplifier Gain (dB)

Site: AC1	Time: 2016/11/14 - 20:57
Limit: FCC_Part15.209_RE(3m)	Engineer: Kevin Ke
Probe: BBHA9120D_1GHz_18GHz	Polarity: Horizontal
EUT: US WI-FI AP 4X4 OD ext. antenna	Power: DC 54V
Test Mode: Transmit by 802.11n20 at Channel 5180MHz Ant 0	

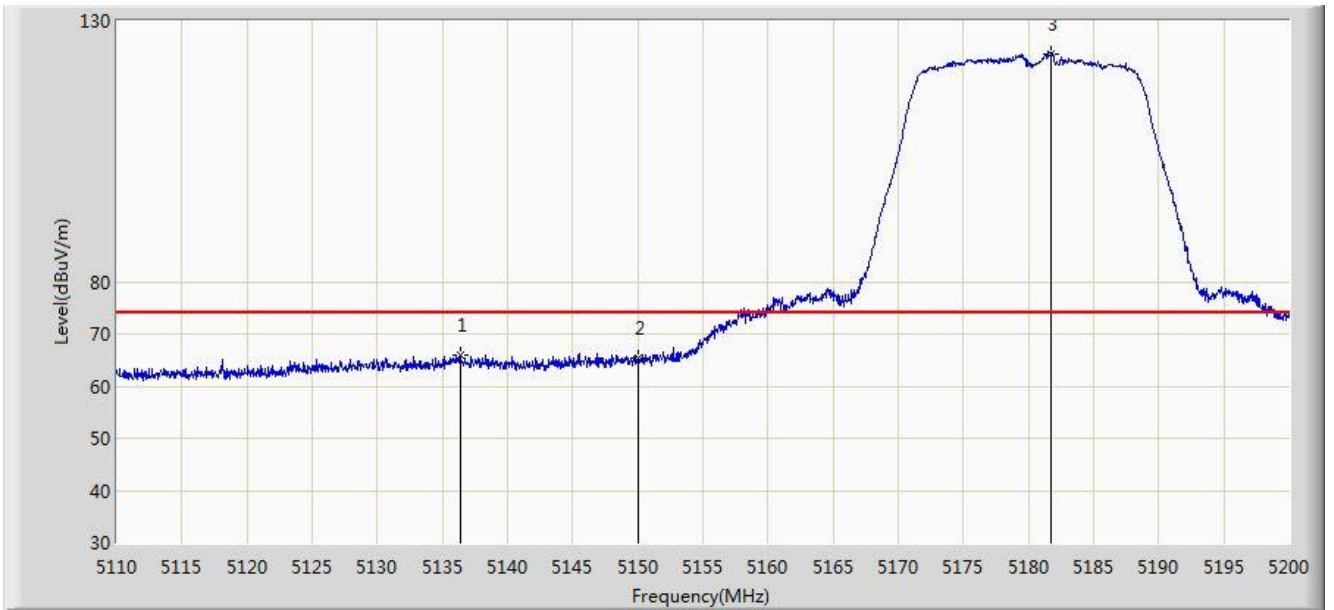


No	Flag	Mark	Frequency (MHz)	Measure Level (dBuV/m)	Reading Level (dBuV)	Margin (dB)	Limit (dBuV/m)	Factor (dB)	Type
1			5150.000	47.759	43.590	-6.241	54.000	4.170	AV
2		*	5182.990	83.276	79.218	N/A	N/A	4.059	AV

Note: Measure Level (dBμV/m) = Reading Level (dBμV) + Factor (dB)

Factor (dB) = Cable Loss (dB) + Antenna Factor (dB/m) - Pre_Amplifier Gain (dB)

Site: AC1	Time: 2016/11/14 - 20:53
Limit: FCC_Part15.209_RE(3m)	Engineer: Kevin Ke
Probe: BBHA9120D_1GHz_18GHz	Polarity: Vertical
EUT: US WI-FI AP 4X4 OD ext. antenna	Power: DC 54V
Test Mode: Transmit by 802.11n20 at Channel 5180MHz Ant 0	

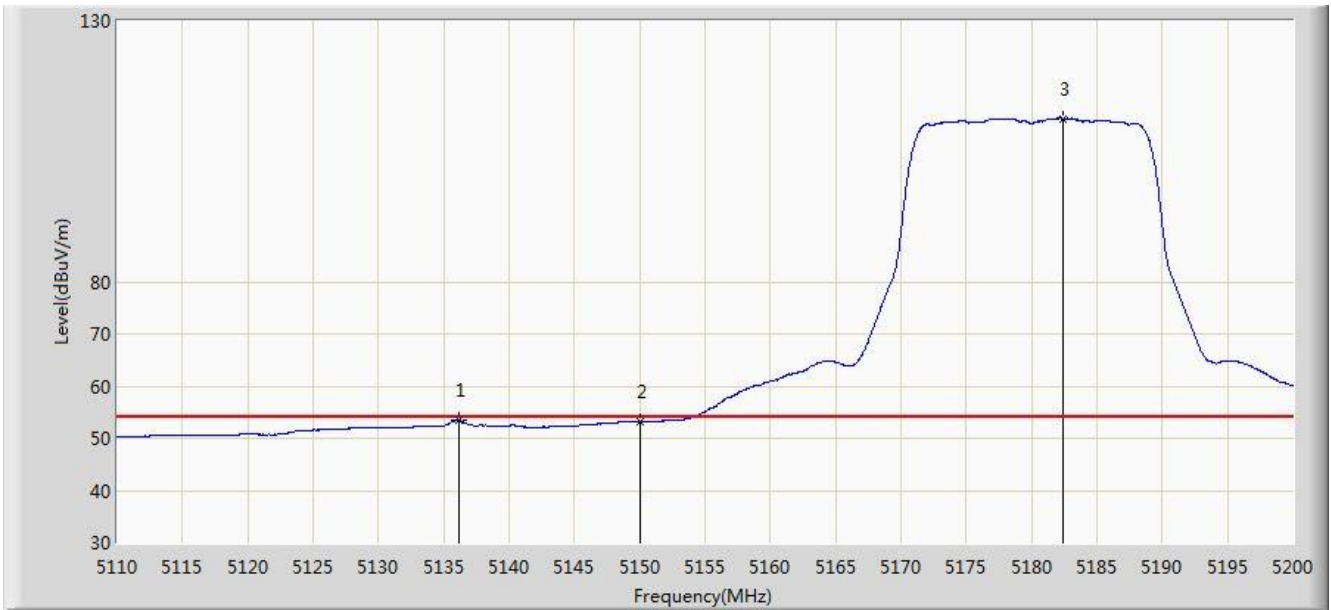


No	Flag	Mark	Frequency (MHz)	Measure Level (dBuV/m)	Reading Level (dBuV)	Margin (dB)	Limit (dBuV/m)	Factor (dB)	Type
1			5136.370	65.894	61.719	-8.106	74.000	4.175	PK
2			5150.000	65.408	61.239	-8.592	74.000	4.170	PK
3		*	5181.775	123.699	119.636	N/A	N/A	4.063	PK

Note: Measure Level (dB μ V/m) = Reading Level (dB μ V) + Factor (dB)

Factor (dB) = Cable Loss (dB) + Antenna Factor (dB/m) - Pre_Amplifier Gain (dB)

Site: AC1	Time: 2016/11/14 - 20:52
Limit: FCC_Part15.209_RE(3m)	Engineer: Kevin Ke
Probe: BBHA9120D_1GHz_18GHz	Polarity: Vertical
EUT: US WI-FI AP 4X4 OD ext. antenna	Power: DC 54V
Test Mode: Transmit by 802.11n20 at Channel 5180MHz Ant 0	

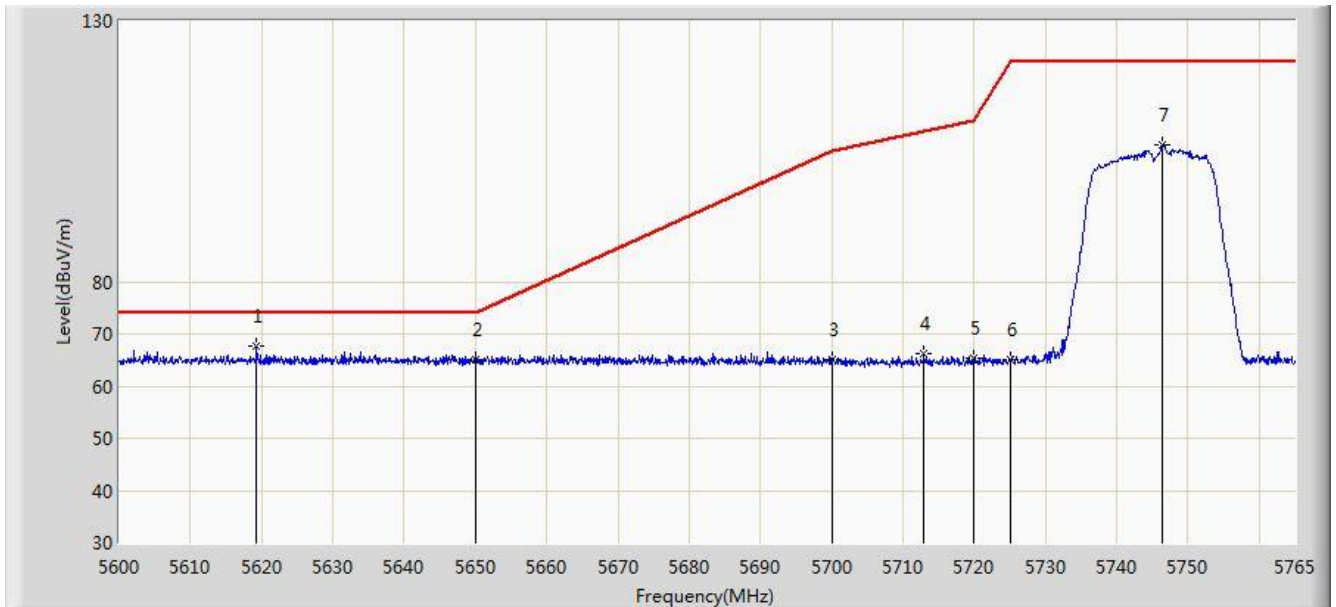


No	Flag	Mark	Frequency (MHz)	Measure Level (dBuV/m)	Reading Level (dBuV)	Margin (dB)	Limit (dBuV/m)	Factor (dB)	Type
1			5136.145	53.395	49.220	-0.605	54.000	4.175	AV
2			5150.000	53.151	48.982	-0.849	54.000	4.170	AV
3		*	5182.450	111.230	107.170	N/A	N/A	4.060	AV

Note: Measure Level (dBμV/m) = Reading Level (dBμV) + Factor (dB)

Factor (dB) = Cable Loss (dB) + Antenna Factor (dB/m) - Pre_Amplifier Gain (dB)

Site: AC1	Time: 2016/11/14 - 21:26
Limit: FCC_Part15.407_RE(3m)	Engineer: Kevin Ke
Probe: BBHA9120D_1GHz_18GHz	Polarity: Horizontal
EUT: US WI-FI AP 4X4 OD ext. antenna	Power: DC 54V
Test Mode: Transmit by 802.11n20 at Channel 5745MHz Ant 0	

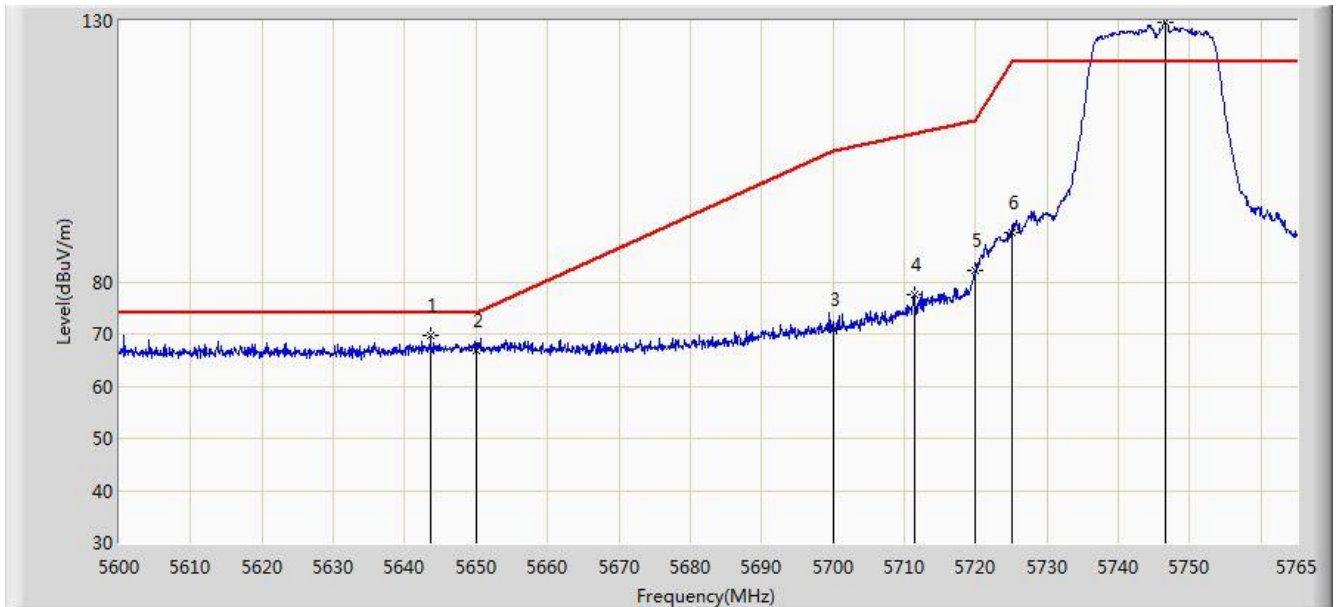


No	Flag	Mark	Frequency (MHz)	Measure Level (dBuV/m)	Reading Level (dBuV)	Margin (dB)	Limit (dBuV/m)	Factor (dB)	Type
1		*	5619.305	67.643	63.064	-6.357	74.000	4.578	PK
2			5650.000	65.173	60.502	-8.827	74.000	4.671	PK
3			5700.000	65.201	60.323	-39.999	105.200	4.878	PK
4			5712.942	66.315	61.364	-42.511	108.826	4.952	PK
5			5720.000	65.239	60.242	-45.561	110.800	4.997	PK
6			5725.000	65.171	60.142	-57.029	122.200	5.029	PK
7			5746.437	106.270	101.107	N/A	N/A	5.163	PK

Note: Measure Level (dB μ V/m) = Reading Level (dB μ V) + Factor (dB)

Factor (dB) = Cable Loss (dB) + Antenna Factor (dB/m) - Pre_Amplifier Gain (dB)

Site: AC1	Time: 2016/11/14 - 21:22
Limit: FCC_Part15.407_RE(3m)	Engineer: Kevin Ke
Probe: BBHA9120D_1GHz_18GHz	Polarity: Vertical
EUT: US WI-FI AP 4X4 OD ext. antenna	Power: DC 54V
Test Mode: Transmit by 802.11n20 at Channel 5745MHz Ant 0	

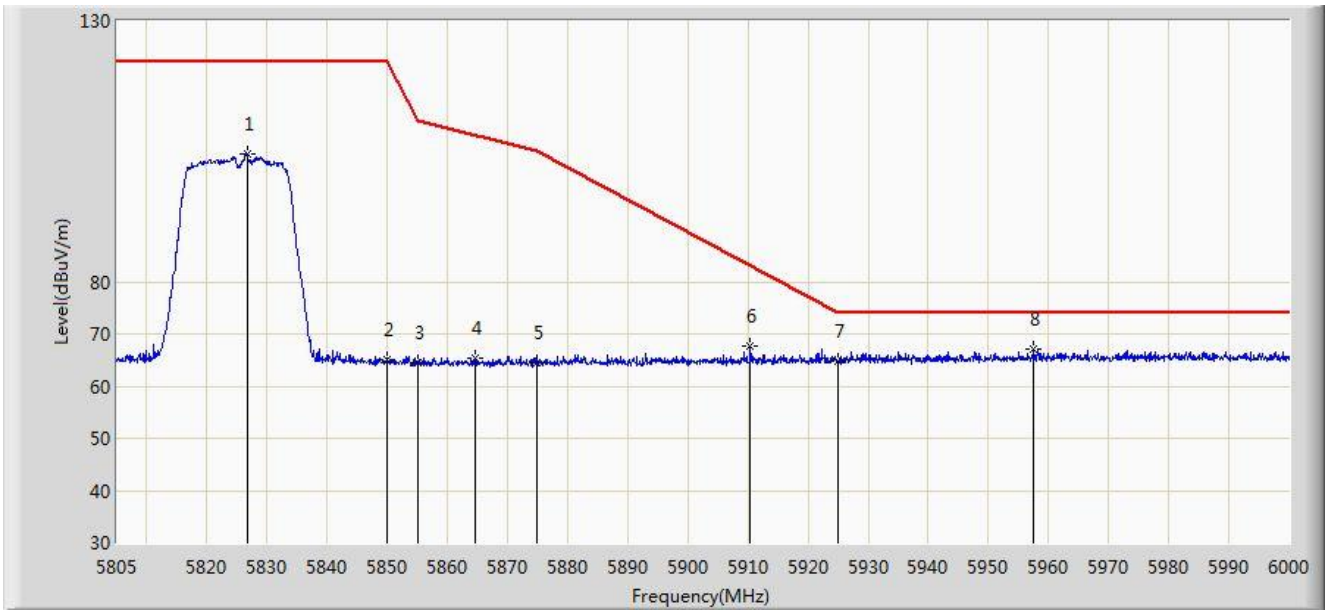


No	Flag	Mark	Frequency (MHz)	Measure Level (dBuV/m)	Reading Level (dBuV)	Margin (dB)	Limit (dBuV/m)	Factor (dB)	Type
1			5643.643	69.570	64.920	-4.430	74.000	4.649	PK
2			5650.000	66.803	62.132	-7.197	74.000	4.671	PK
3			5700.000	70.986	66.108	-34.214	105.200	4.878	PK
4			5711.375	77.571	72.630	-30.816	108.387	4.941	PK
5			5720.000	82.053	77.056	-28.747	110.800	4.997	PK
6			5725.000	89.363	84.334	-32.837	122.200	5.029	PK
7		*	5746.603	129.848	124.684	N/A	N/A	5.165	PK

Note: Measure Level (dB μ V/m) = Reading Level (dB μ V) + Factor (dB)

Factor (dB) = Cable Loss (dB) + Antenna Factor (dB/m) - Pre_Amplifier Gain (dB)

Site: AC1	Time: 2016/11/14 - 21:58
Limit: FCC_Part15.407_RE(3m)	Engineer: Kevin Ke
Probe: BBHA9120D_1GHz_18GHz	Polarity: Horizontal
EUT: US WI-FI AP 4X4 OD ext. antenna	Power: DC 54V
Test Mode: Transmit by 802.11n20 at Channel 5825MHz Ant 0	

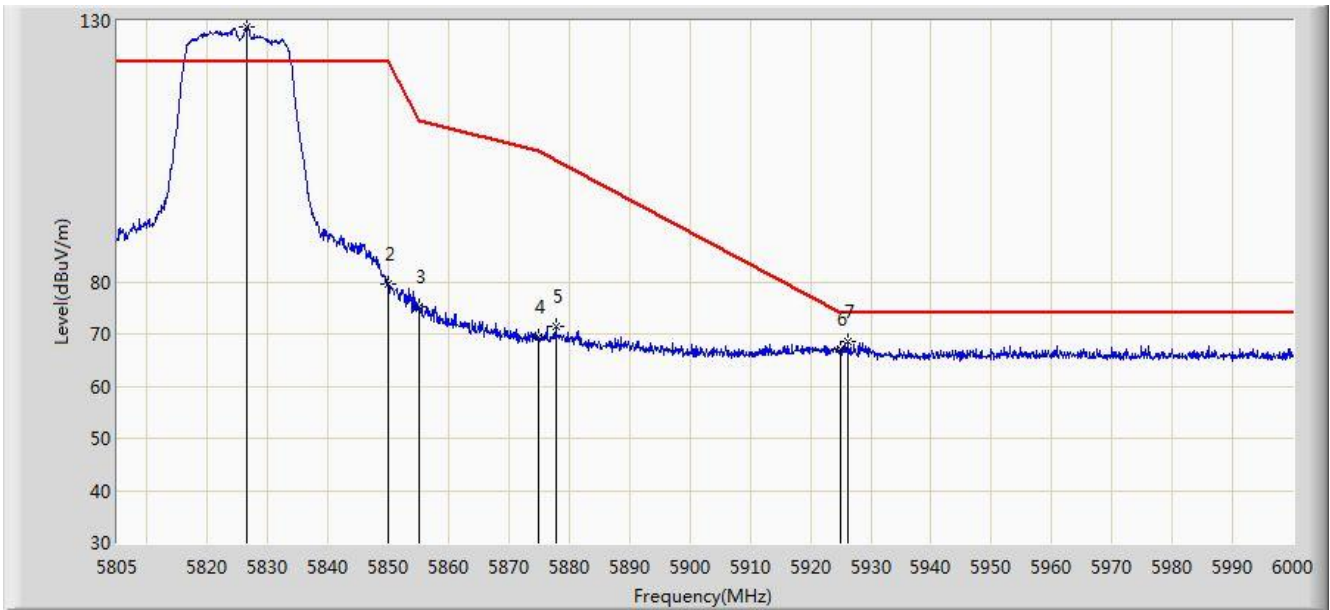


No	Flag	Mark	Frequency (MHz)	Measure Level (dBuV/m)	Reading Level (dBuV)	Margin (dB)	Limit (dBuV/m)	Factor (dB)	Type
1			5826.743	104.421	98.823	N/A	N/A	5.599	PK
2			5850.000	65.055	59.329	-57.145	122.200	5.726	PK
3			5855.000	64.354	58.608	-46.446	110.800	5.746	PK
4			5864.572	65.322	59.538	-42.795	108.117	5.784	PK
5			5875.000	64.450	58.630	-40.750	105.200	5.820	PK
6			5910.397	67.796	61.865	-15.289	83.085	5.930	PK
7			5925.000	64.857	58.891	-9.143	74.000	5.967	PK
8		*	5957.490	67.145	61.106	-6.855	74.000	6.040	PK

Note: Measure Level (dBμV/m) = Reading Level (dBμV) + Factor (dB)

Factor (dB) = Cable Loss (dB) + Antenna Factor (dB/m) - Pre_Amplifier Gain (dB)

Site: AC1	Time: 2016/11/14 - 22:01
Limit: FCC_Part15.407_RE(3m)	Engineer: Kevin Ke
Probe: BBHA9120D_1GHz_18GHz	Polarity: Vertical
EUT: US WI-FI AP 4X4 OD ext. antenna	Power: DC 54V
Test Mode: Transmit by 802.11n20 at Channel 5825MHz Ant 0	

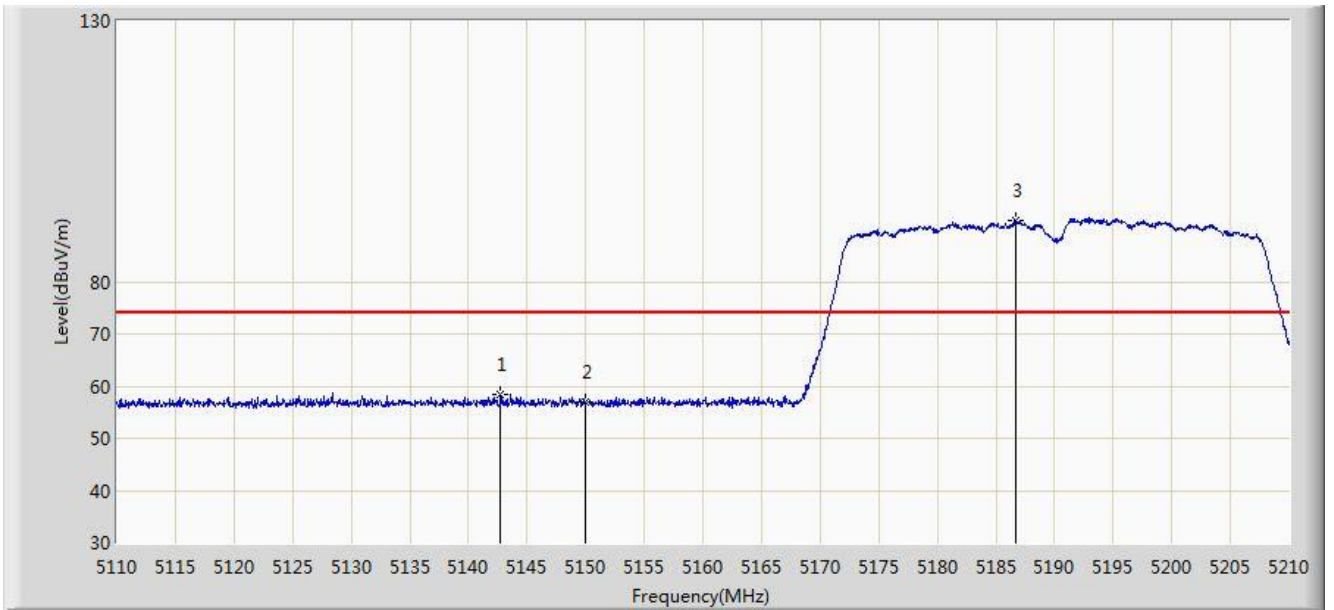


No	Flag	Mark	Frequency (MHz)	Measure Level (dBuV/m)	Reading Level (dBuV)	Margin (dB)	Limit (dBuV/m)	Factor (dB)	Type
1		*	5826.450	128.704	123.108	N/A	N/A	5.596	PK
2			5850.000	79.462	73.736	-42.738	122.200	5.726	PK
3			5855.000	75.317	69.571	-35.483	110.800	5.746	PK
4			5875.000	69.362	63.542	-35.838	105.200	5.820	PK
5			5877.735	71.581	65.752	-31.905	103.487	5.829	PK
6			5925.000	67.020	61.054	-6.980	74.000	5.967	PK
7			5926.290	68.464	62.494	-5.536	74.000	5.970	PK

Note: Measure Level (dBμV/m) = Reading Level (dBμV) + Factor (dB)

Factor (dB) = Cable Loss (dB) + Antenna Factor (dB/m) - Pre_Amplifier Gain (dB)

Site: AC1	Time: 2016/11/14 - 21:55
Limit: FCC_Part15.209_RE(3m)	Engineer: Kevin Ke
Probe: BBHA9120D_1GHz_18GHz	Polarity: Horizontal
EUT: US WI-FI AP 4X4 OD ext. antenna	Power: DC 54V
Test Mode: Transmit by 802.11n40 at Channel 5190MHz Ant 0	

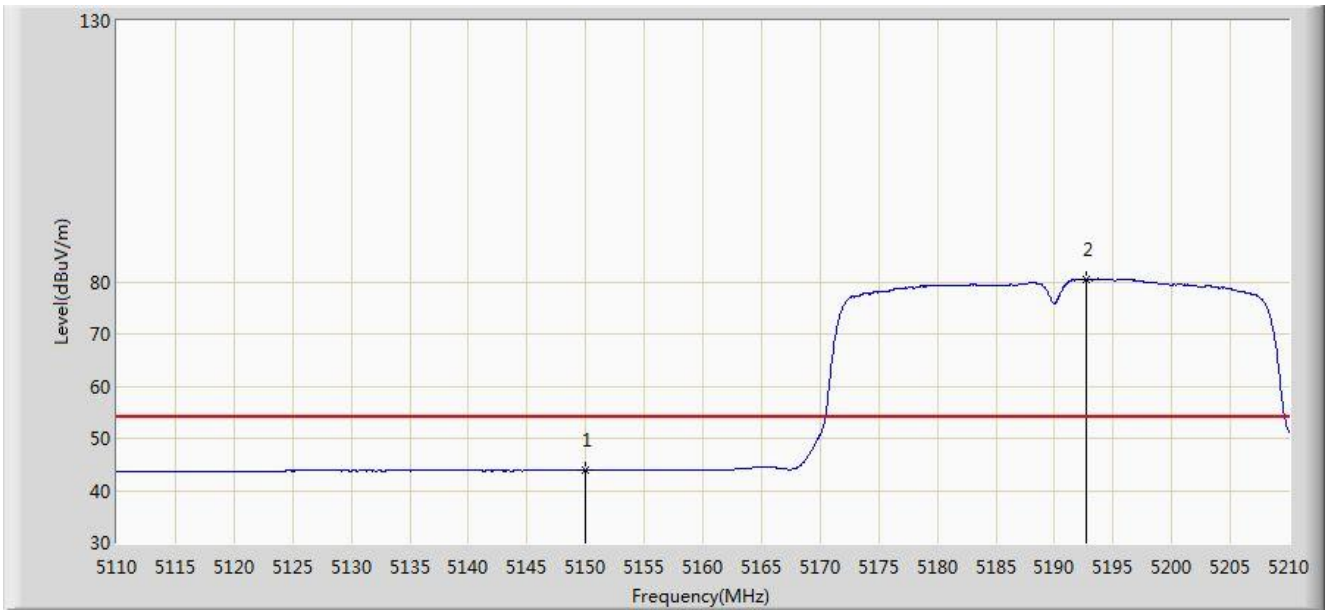


No	Flag	Mark	Frequency (MHz)	Measure Level (dBuV/m)	Reading Level (dBuV)	Margin (dB)	Limit (dBuV/m)	Factor (dB)	Type
1			5142.750	58.392	54.216	-15.608	74.000	4.176	PK
2			5150.000	56.817	52.648	-17.183	74.000	4.170	PK
3		*	5186.750	91.702	87.657	N/A	N/A	4.045	PK

Note: Measure Level (dBμV/m) = Reading Level (dBμV) + Factor (dB)

Factor (dB) = Cable Loss (dB) + Antenna Factor (dB/m) - Pre_Amplifier Gain (dB)

Site: AC1	Time: 2016/11/14 - 21:57
Limit: FCC_Part15.209_RE(3m)	Engineer: Kevin Ke
Probe: BBHA9120D_1GHz_18GHz	Polarity: Horizontal
EUT: US WI-FI AP 4X4 OD ext. antenna	Power: DC 54V
Test Mode: Transmit by 802.11n40 at Channel 5190MHz Ant 0	

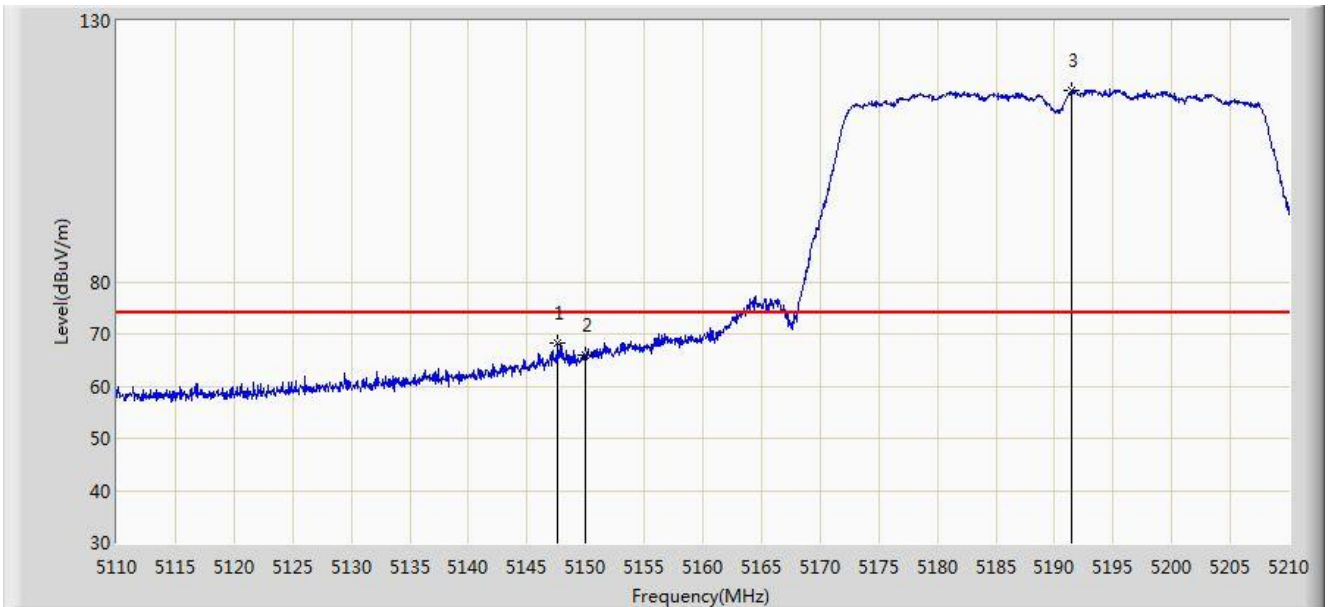


No	Flag	Mark	Frequency (MHz)	Measure Level (dBuV/m)	Reading Level (dBuV)	Margin (dB)	Limit (dBuV/m)	Factor (dB)	Type
1			5150.000	43.884	39.715	-10.116	54.000	4.170	AV
2		*	5192.700	80.513	76.489	N/A	N/A	4.023	AV

Note: Measure Level (dBμV/m) = Reading Level (dBμV) + Factor (dB)

Factor (dB) = Cable Loss (dB) + Antenna Factor (dB/m) - Pre_Amplifier Gain (dB)

Site: AC1	Time: 2016/11/14 - 21:54
Limit: FCC_Part15.209_RE(3m)	Engineer: Kevin Ke
Probe: BBHA9120D_1GHz_18GHz	Polarity: Vertical
EUT: US WI-FI AP 4X4 OD ext. antenna	Power: DC 54V
Test Mode: Transmit by 802.11n40 at Channel 5190MHz Ant 0	

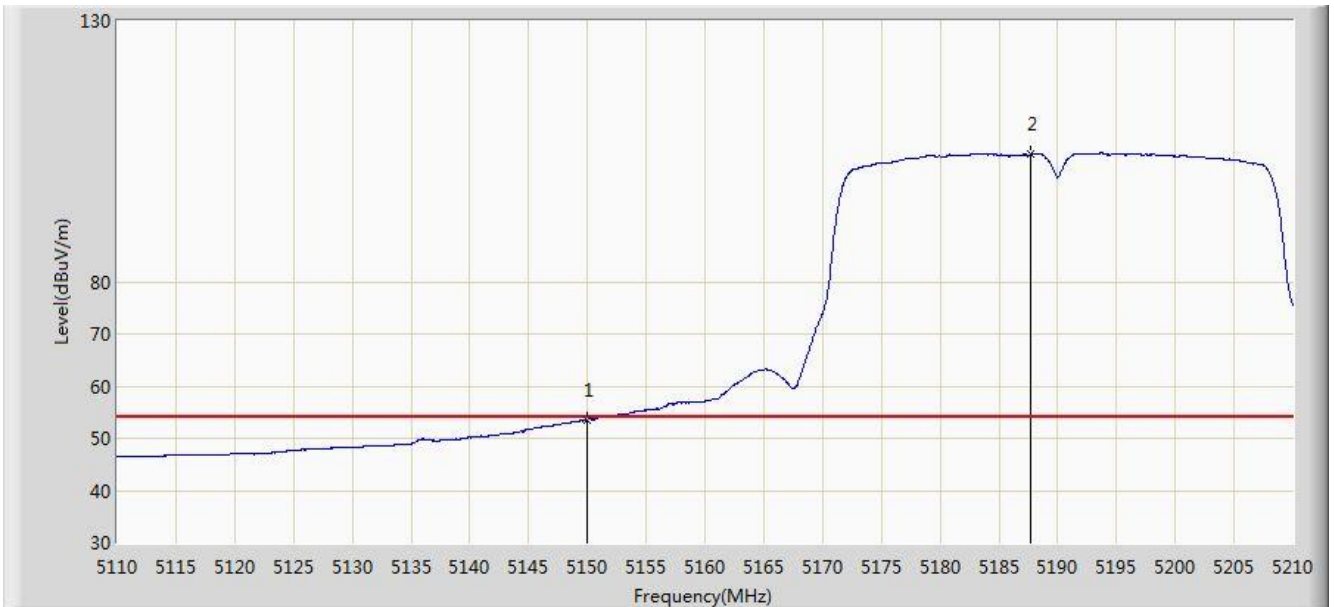


No	Flag	Mark	Frequency (MHz)	Measure Level (dBuV/m)	Reading Level (dBuV)	Margin (dB)	Limit (dBuV/m)	Factor (dB)	Type
1			5147.650	68.146	63.970	-5.854	74.000	4.176	PK
2			5150.000	65.950	61.781	-8.050	74.000	4.170	PK
3		*	5191.450	116.577	112.549	N/A	N/A	4.028	PK

Note: Measure Level (dBμV/m) = Reading Level (dBμV) + Factor (dB)

Factor (dB) = Cable Loss (dB) + Antenna Factor (dB/m) - Pre_Amplifier Gain (dB)

Site: AC1	Time: 2016/11/14 - 21:53
Limit: FCC_Part15.209_RE(3m)	Engineer: Kevin Ke
Probe: BBHA9120D_1GHz_18GHz	Polarity: Vertical
EUT: US WI-FI AP 4X4 OD ext. antenna	Power: DC 54V
Test Mode: Transmit by 802.11n40 at Channel 5190MHz Ant 0	

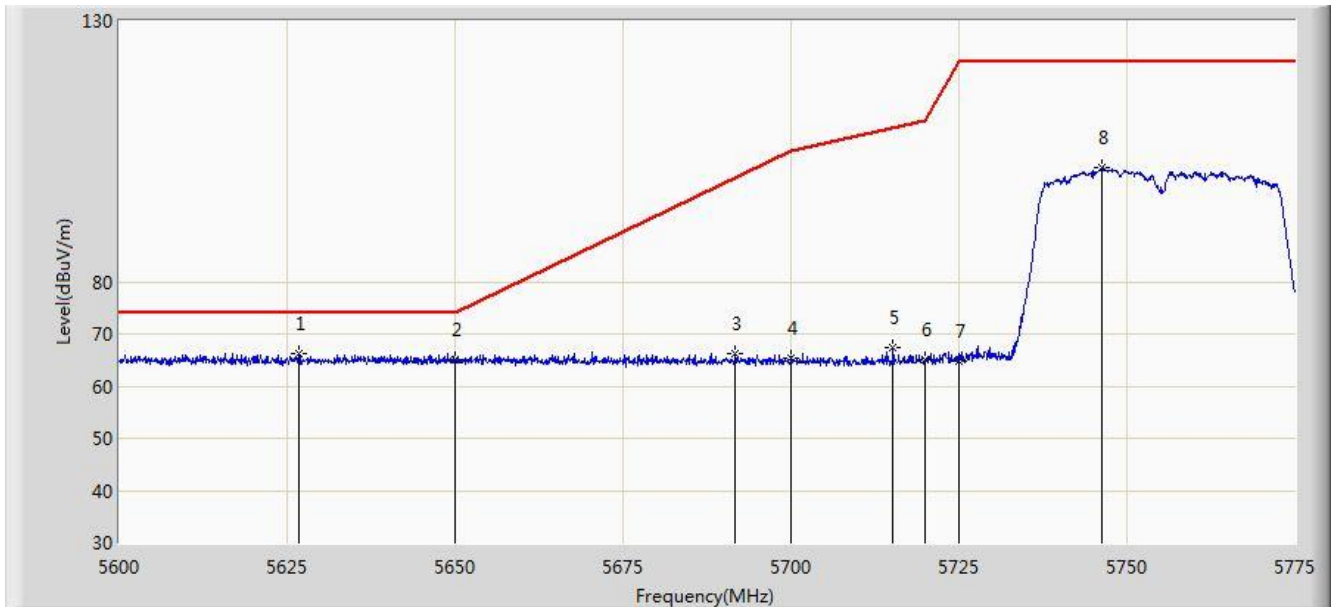


No	Flag	Mark	Frequency (MHz)	Measure Level (dBuV/m)	Reading Level (dBuV)	Margin (dB)	Limit (dBuV/m)	Factor (dB)	Type
1			5150.000	53.568	49.399	-0.432	54.000	4.170	AV
2		*	5187.750	104.392	100.351	N/A	N/A	4.041	AV

Note: Measure Level (dBμV/m) = Reading Level (dBμV) + Factor (dB)

Factor (dB) = Cable Loss (dB) + Antenna Factor (dB/m) - Pre_Amplifier Gain (dB)

Site: AC1	Time: 2016/11/14 - 22:47
Limit: FCC_Part15.407_RE(3m)	Engineer: Kevin Ke
Probe: BBHA9120D_1GHz_18GHz	Polarity: Horizontal
EUT: US WI-FI AP 4X4 OD ext. antenna	Power: DC 54V
Test Mode: Transmit by 802.11n40 at Channel 5755MHz Ant 0	

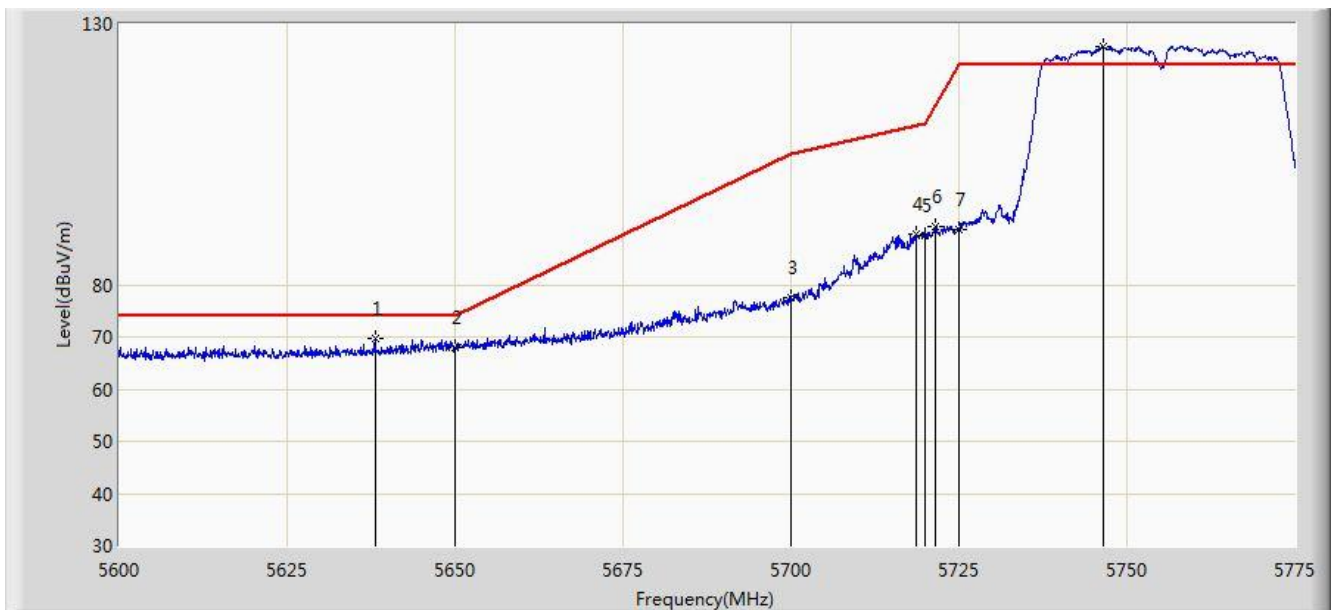


No	Flag	Mark	Frequency (MHz)	Measure Level (dBuV/m)	Reading Level (dBuV)	Margin (dB)	Limit (dBuV/m)	Factor (dB)	Type
1		*	5626.687	66.208	61.608	-7.792	74.000	4.599	PK
2			5650.000	64.960	60.289	-9.040	74.000	4.671	PK
3			5691.700	66.258	61.423	-33.782	100.040	4.835	PK
4			5700.000	65.316	60.438	-39.884	105.200	4.878	PK
5			5715.237	67.453	62.487	-42.015	109.468	4.967	PK
6			5720.000	64.997	60.000	-45.803	110.800	4.997	PK
7			5725.000	64.927	59.898	-57.273	122.200	5.029	PK
8			5746.212	101.908	96.746	N/A	N/A	5.162	PK

Note: Measure Level (dB μ V/m) = Reading Level (dB μ V) + Factor (dB)

Factor (dB) = Cable Loss (dB) + Antenna Factor (dB/m) - Pre_Amplifier Gain (dB)

Site: AC1	Time: 2016/11/14 - 22:44
Limit: FCC_Part15.407_RE(3m)	Engineer: Kevin Ke
Probe: BBHA9120D_1GHz_18GHz	Polarity: Vertical
EUT: US WI-FI AP 4X4 OD ext. antenna	Power: DC 54V
Test Mode: Transmit by 802.11n40 at Channel 5755MHz Ant 0	

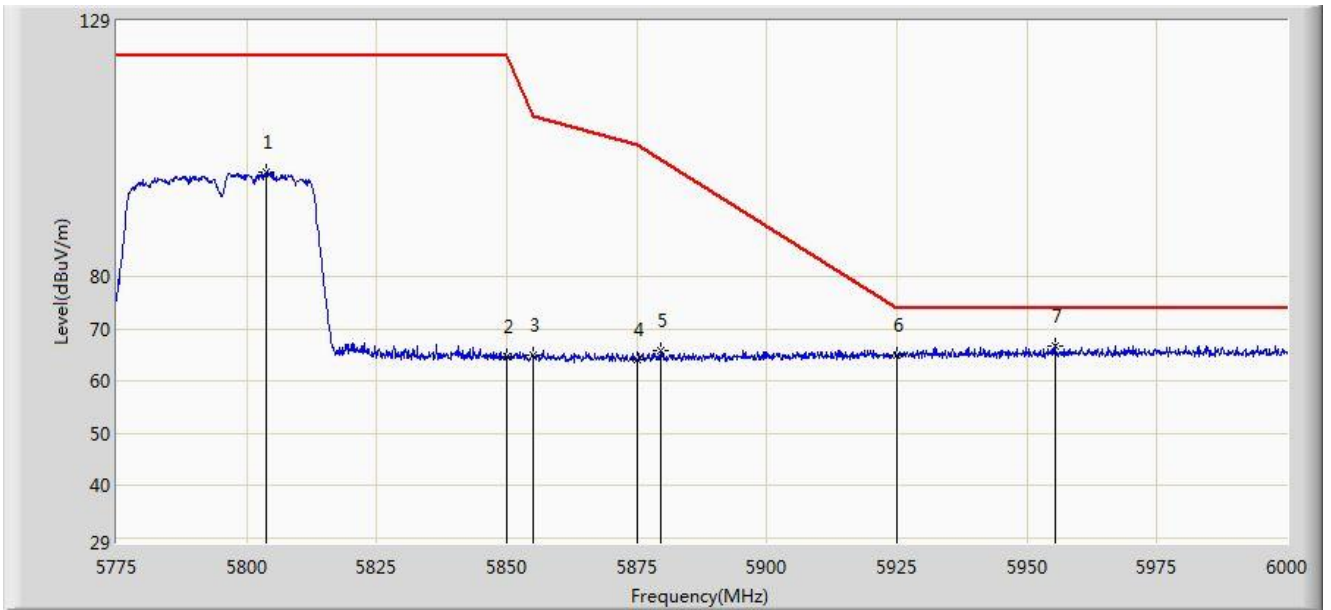


No	Flag	Mark	Frequency (MHz)	Measure Level (dBuV/m)	Reading Level (dBuV)	Margin (dB)	Limit (dBuV/m)	Factor (dB)	Type
1			5638.062	69.604	64.972	-4.396	74.000	4.632	PK
2			5650.000	67.925	63.254	-6.075	74.000	4.671	PK
3			5700.000	77.434	72.556	-27.766	105.200	4.878	PK
4			5718.737	89.734	84.745	-20.713	110.447	4.989	PK
5			5720.000	89.461	84.464	-21.339	110.800	4.997	PK
6			5721.450	91.126	86.120	-22.981	114.107	5.007	PK
7			5725.000	90.601	85.572	-31.599	122.200	5.029	PK
8		*	5746.562	125.661	120.497	N/A	N/A	5.164	PK

Note: Measure Level (dB μ V/m) = Reading Level (dB μ V) + Factor (dB)

Factor (dB) = Cable Loss (dB) + Antenna Factor (dB/m) - Pre_Amplifier Gain (dB)

Site: AC1	Time: 2016/11/14 - 22:53
Limit: FCC_Part15.407_RE(3m)	Engineer: Kevin Ke
Probe: BBHA9120D_1GHz_18GHz	Polarity: Horizontal
EUT: US WI-FI AP 4X4 OD ext. antenna	Power: DC 54V
Test Mode: Transmit by 802.11n40 at Channel 5795MHz Ant 0	

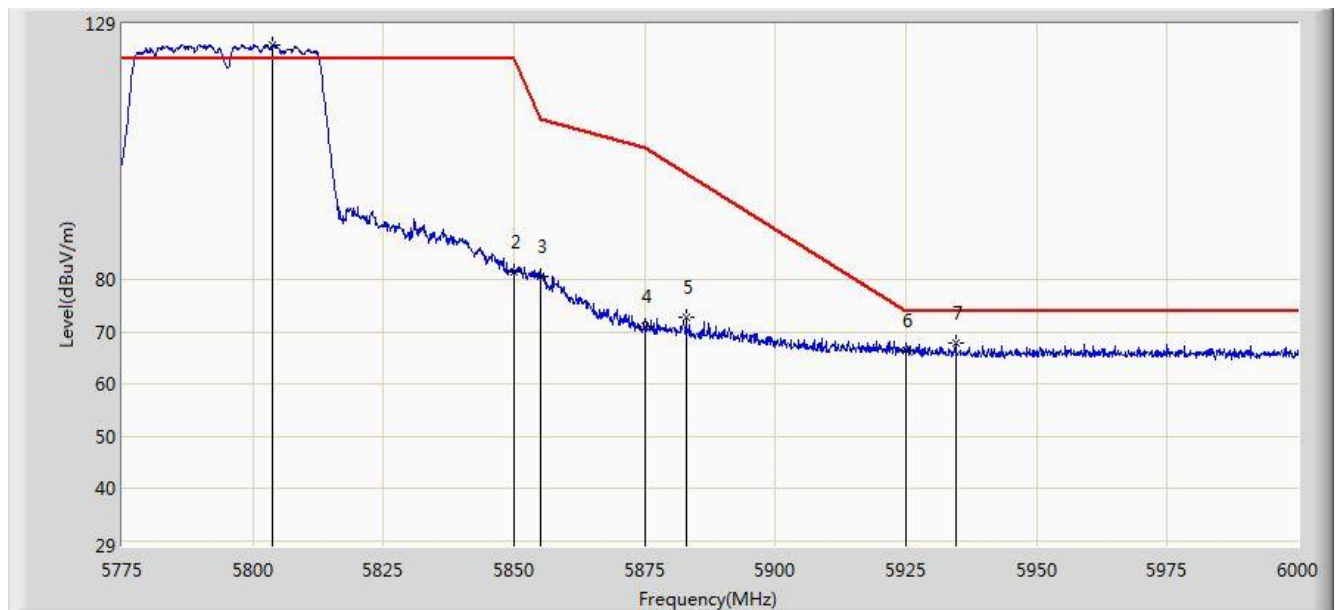


No	Flag	Mark	Frequency (MHz)	Measure Level (dBuV/m)	Reading Level (dBuV)	Margin (dB)	Limit (dBuV/m)	Factor (dB)	Type
1			5803.800	100.066	94.600	N/A	N/A	5.466	PK
2			5850.000	64.671	58.945	-57.529	122.200	5.726	PK
3			5855.000	64.942	59.196	-45.858	110.800	5.746	PK
4			5875.000	64.195	58.375	-41.005	105.200	5.820	PK
5			5879.513	65.825	59.990	-36.548	102.373	5.836	PK
6			5925.000	64.921	58.955	-9.079	74.000	5.967	PK
7		*	5955.337	66.825	60.789	-7.175	74.000	6.036	PK

Note: Measure Level (dBμV/m) = Reading Level (dBμV) + Factor (dB)

Factor (dB) = Cable Loss (dB) + Antenna Factor (dB/m) - Pre_Amplifier Gain (dB)

Site: AC1	Time: 2016/11/14 - 22:50
Limit: FCC_Part15.407_RE(3m)	Engineer: Kevin Ke
Probe: BBHA9120D_1GHz_18GHz	Polarity: Vertical
EUT: US WI-FI AP 4X4 OD ext. antenna	Power: DC 54V
Test Mode: Transmit by 802.11n40 at Channel 5795MHz Ant 0	

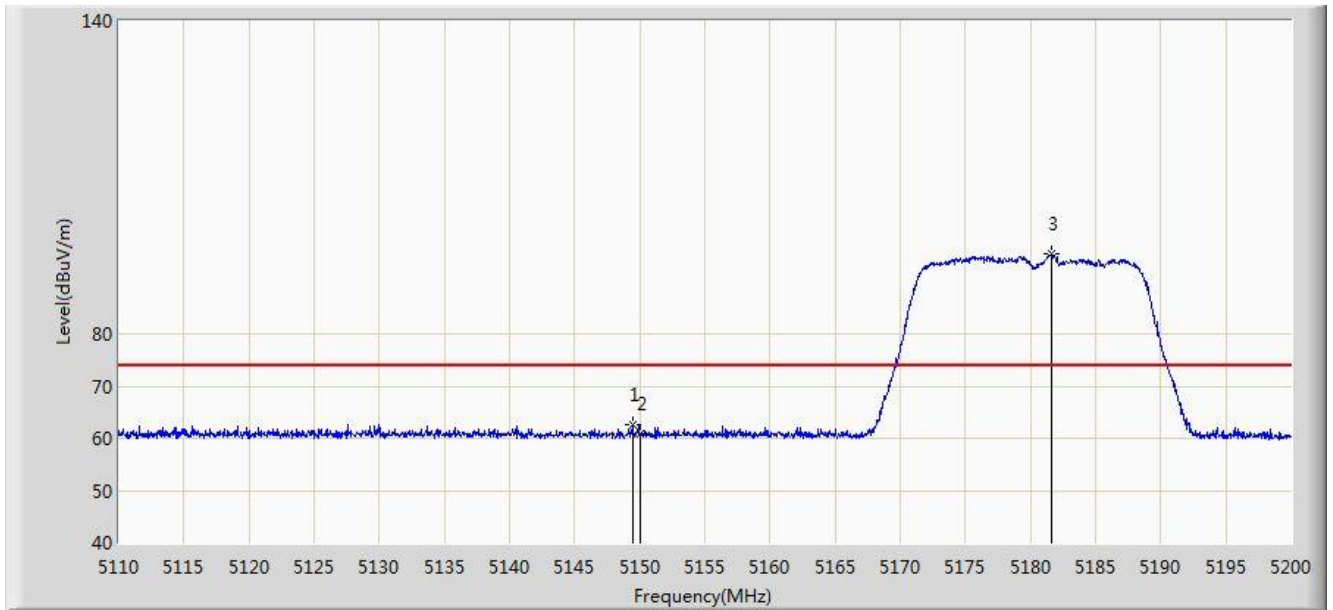


No	Flag	Mark	Frequency (MHz)	Measure Level (dBuV/m)	Reading Level (dBuV)	Margin (dB)	Limit (dBuV/m)	Factor (dB)	Type
1		*	5803.800	124.908	119.442	N/A	N/A	5.466	PK
2			5850.000	81.573	75.847	-40.627	122.200	5.726	PK
3			5855.000	80.529	74.783	-30.271	110.800	5.746	PK
4			5875.000	70.957	65.137	-34.243	105.200	5.820	PK
5			5883.000	72.721	66.874	-27.469	100.190	5.847	PK
6			5925.000	66.394	60.428	-7.606	74.000	5.967	PK
7			5934.525	67.697	61.707	-6.303	74.000	5.990	PK

Note: Measure Level (dBμV/m) = Reading Level (dBμV) + Factor (dB)

Factor (dB) = Cable Loss (dB) + Antenna Factor (dB/m) - Pre_Amplifier Gain (dB)

Site: AC1	Time: 2016/11/14 - 23:08
Limit: FCC_Part15.209_RE(3m)	Engineer: Kevin Ke
Probe: BBHA9120D_1GHz_18GHz	Polarity: Horizontal
EUT: US WI-FI AP 4X4 OD ext. antenna	Power: DC 54V
Test Mode: Transmit by 802.11ac-VHT20 at Channel 5180MHz Ant 0	

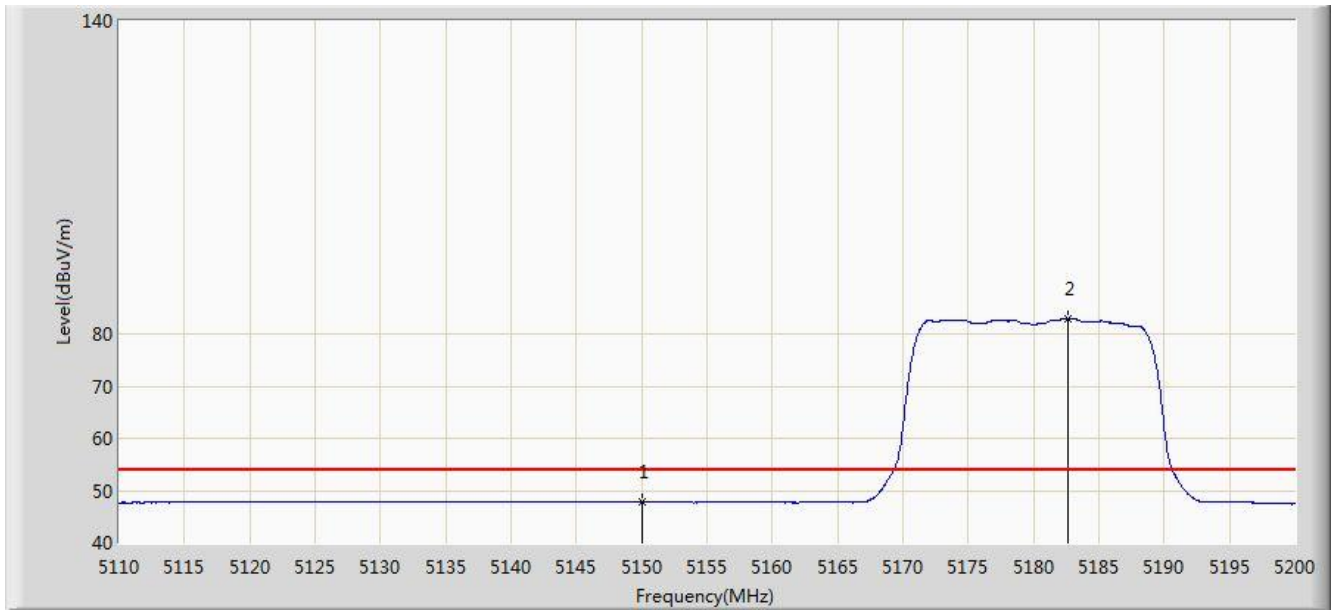


No	Flag	Mark	Frequency (MHz)	Measure Level (dBuV/m)	Reading Level (dBuV)	Margin (dB)	Limit (dBuV/m)	Factor (dB)	Type
1			5149.420	62.519	58.348	-11.481	74.000	4.171	PK
2			5150.000	60.825	56.656	-13.175	74.000	4.170	PK
3		*	5181.595	95.242	91.179	N/A	N/A	4.063	PK

Note: Measure Level (dB μ V/m) = Reading Level (dB μ V) + Factor (dB)

Factor (dB) = Cable Loss (dB) + Antenna Factor (dB/m) - Pre_Amplifier Gain (dB)

Site: AC1	Time: 2016/11/14 - 23:11
Limit: FCC_Part15.209_RE(3m)	Engineer: Kevin Ke
Probe: BBHA9120D_1GHz_18GHz	Polarity: Horizontal
EUT: US WI-FI AP 4X4 OD ext. antenna	Power: DC 54V
Test Mode: Transmit by 802.11ac-VHT20 at Channel 5180MHz Ant 0	

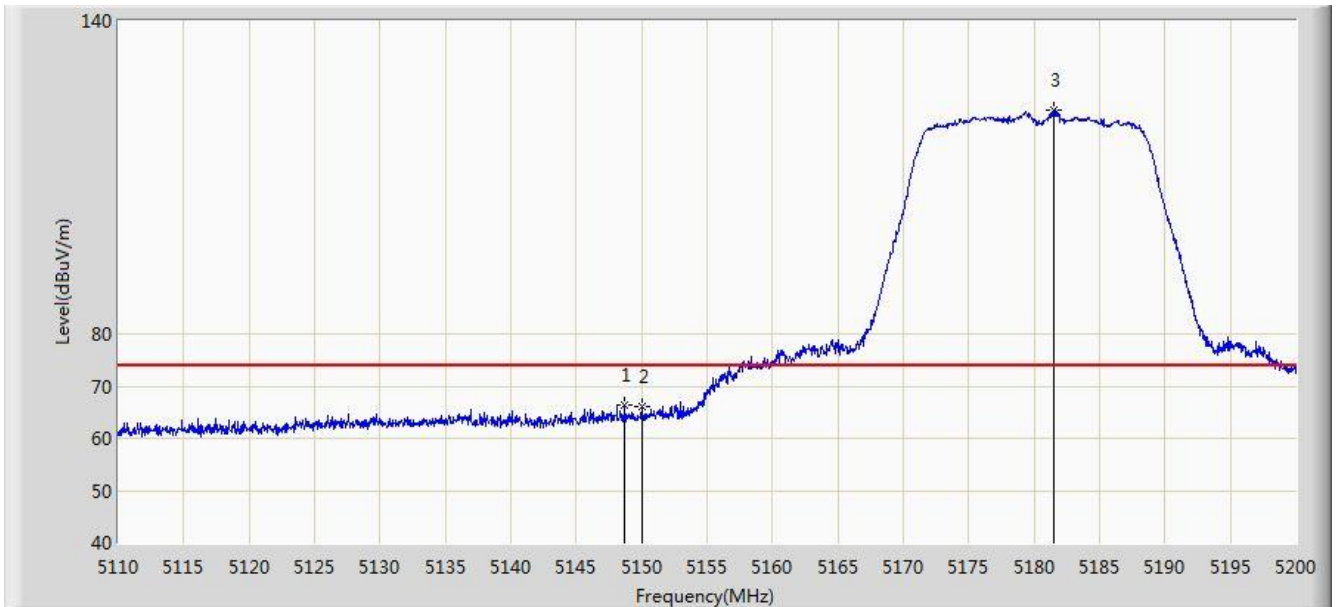


No	Flag	Mark	Frequency (MHz)	Measure Level (dBuV/m)	Reading Level (dBuV)	Margin (dB)	Limit (dBuV/m)	Factor (dB)	Type
1			5150.000	47.726	43.557	-6.274	54.000	4.170	AV
2		*	5182.585	82.795	78.735	N/A	N/A	4.060	AV

Note: Measure Level (dBuV/m) = Reading Level (dBuV) + Factor (dB)

Factor (dB) = Cable Loss (dB) + Antenna Factor (dB/m) - Pre_Amplifier Gain (dB)

Site: AC1	Time: 2016/11/14 - 23:07
Limit: FCC_Part15.209_RE(3m)	Engineer: Kevin Ke
Probe: BBHA9120D_1GHz_18GHz	Polarity: Vertical
EUT: US WI-FI AP 4X4 OD ext. antenna	Power: DC 54V
Test Mode: Transmit by 802.11ac-VHT20 at Channel 5180MHz Ant 0	

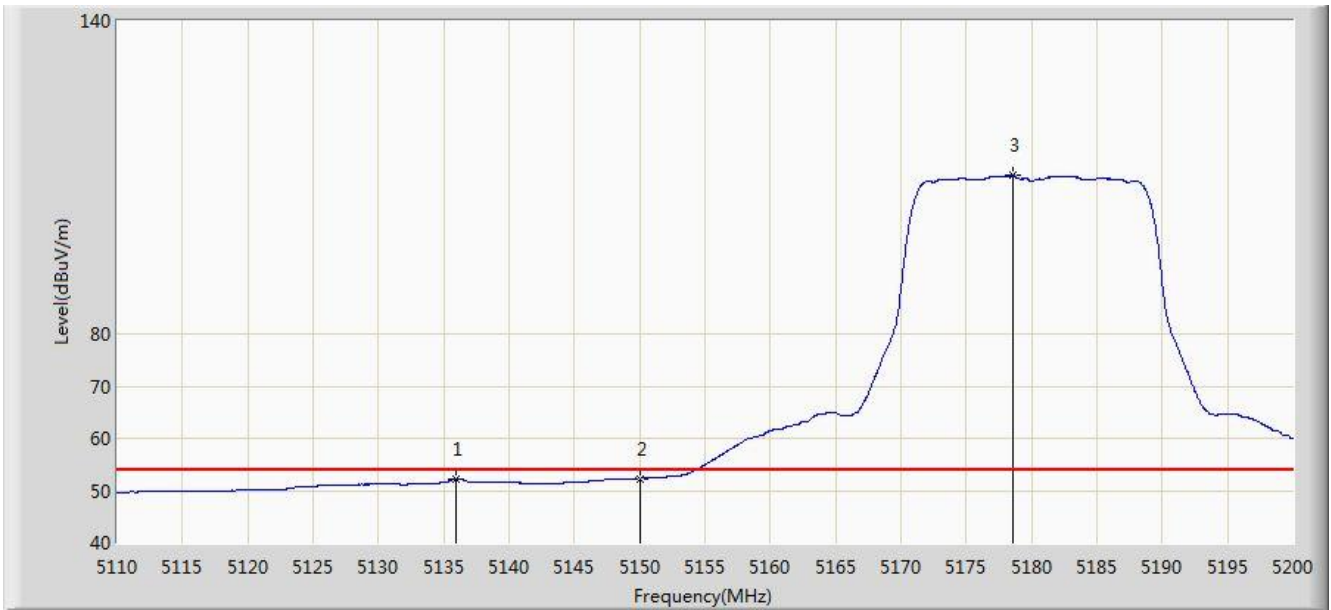


No	Flag	Mark	Frequency (MHz)	Measure Level (dBuV/m)	Reading Level (dBuV)	Margin (dB)	Limit (dBuV/m)	Factor (dB)	Type
1			5148.700	66.516	62.343	-7.484	74.000	4.174	PK
2			5150.000	65.974	61.805	-8.026	74.000	4.170	PK
3		*	5181.505	122.812	118.749	N/A	N/A	4.064	PK

Note: Measure Level (dB μ V/m) = Reading Level (dB μ V) + Factor (dB)

Factor (dB) = Cable Loss (dB) + Antenna Factor (dB/m) - Pre_Amplifier Gain (dB)

Site: AC1	Time: 2016/11/14 - 23:07
Limit: FCC_Part15.209_RE(3m)	Engineer: Kevin Ke
Probe: BBHA9120D_1GHz_18GHz	Polarity: Vertical
EUT: US WI-FI AP 4X4 OD ext. antenna	Power: DC 54V
Test Mode: Transmit by 802.11ac-VHT20 at Channel 5180MHz Ant 0	

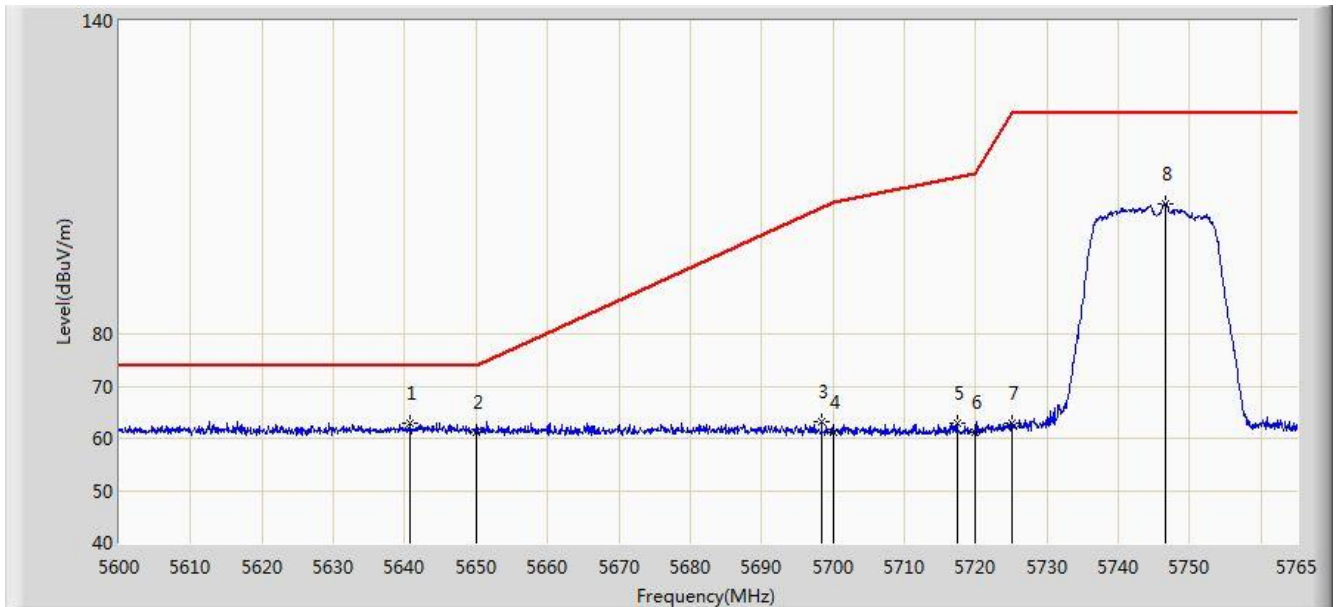


No	Flag	Mark	Frequency (MHz)	Measure Level (dBuV/m)	Reading Level (dBuV)	Margin (dB)	Limit (dBuV/m)	Factor (dB)	Type
1			5135.965	52.279	48.104	-1.721	54.000	4.175	AV
2			5150.000	52.310	48.141	-1.690	54.000	4.170	AV
3		*	5178.535	110.355	106.281	N/A	N/A	4.074	AV

Note: Measure Level (dBμV/m) = Reading Level (dBμV) + Factor (dB)

Factor (dB) = Cable Loss (dB) + Antenna Factor (dB/m) - Pre_Amplifier Gain (dB)

Site: AC1	Time: 2016/11/14 - 23:43
Limit: FCC_Part15.407_RE(3m)	Engineer: Kevin Ke
Probe: BBHA9120D_1GHz_18GHz	Polarity: Horizontal
EUT: US WI-FI AP 4X4 OD ext. antenna	Power: DC 54V
Test Mode: Transmit by 802.11ac-VHT20 at Channel 5745MHz Ant 0	

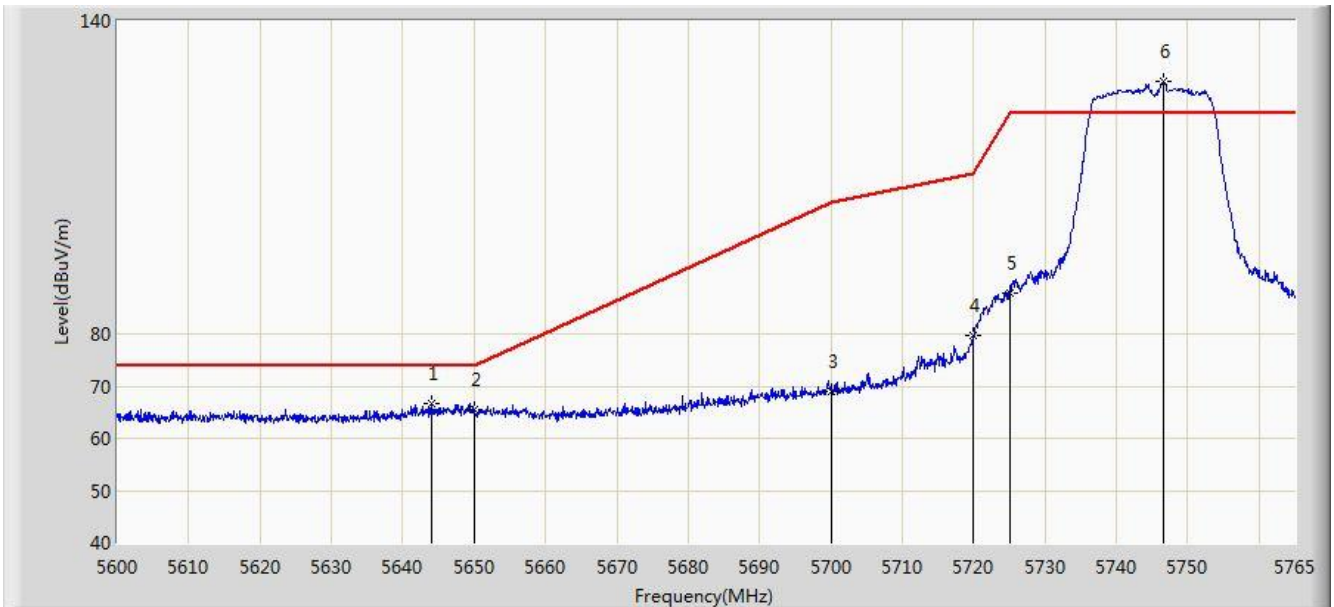


No	Flag	Mark	Frequency (MHz)	Measure Level (dBuV/m)	Reading Level (dBuV)	Margin (dB)	Limit (dBuV/m)	Factor (dB)	Type
1		*	5640.672	62.837	58.197	-11.163	74.000	4.641	PK
2			5650.000	61.168	56.497	-12.832	74.000	4.671	PK
3			5698.422	63.273	58.403	-40.947	104.220	4.870	PK
4			5700.000	61.025	56.147	-44.175	105.200	4.878	PK
5			5717.397	62.825	57.845	-47.247	110.072	4.980	PK
6			5720.000	61.092	56.095	-49.708	110.800	4.997	PK
7			5725.000	62.884	57.855	-59.316	122.200	5.029	PK
8			5746.685	104.867	99.702	N/A	N/A	5.165	PK

Note: Measure Level (dB μ V/m) = Reading Level (dB μ V) + Factor (dB)

Factor (dB) = Cable Loss (dB) + Antenna Factor (dB/m) - Pre_Amplifier Gain (dB)

Site: AC1	Time: 2016/11/14 - 23:45
Limit: FCC_Part15.407_RE(3m)	Engineer: Kevin Ke
Probe: BBHA9120D_1GHz_18GHz	Polarity: Vertical
EUT: US WI-FI AP 4X4 OD ext. antenna	Power: DC 54V
Test Mode: Transmit by 802.11ac-VHT20 at Channel 5745MHz Ant 0	

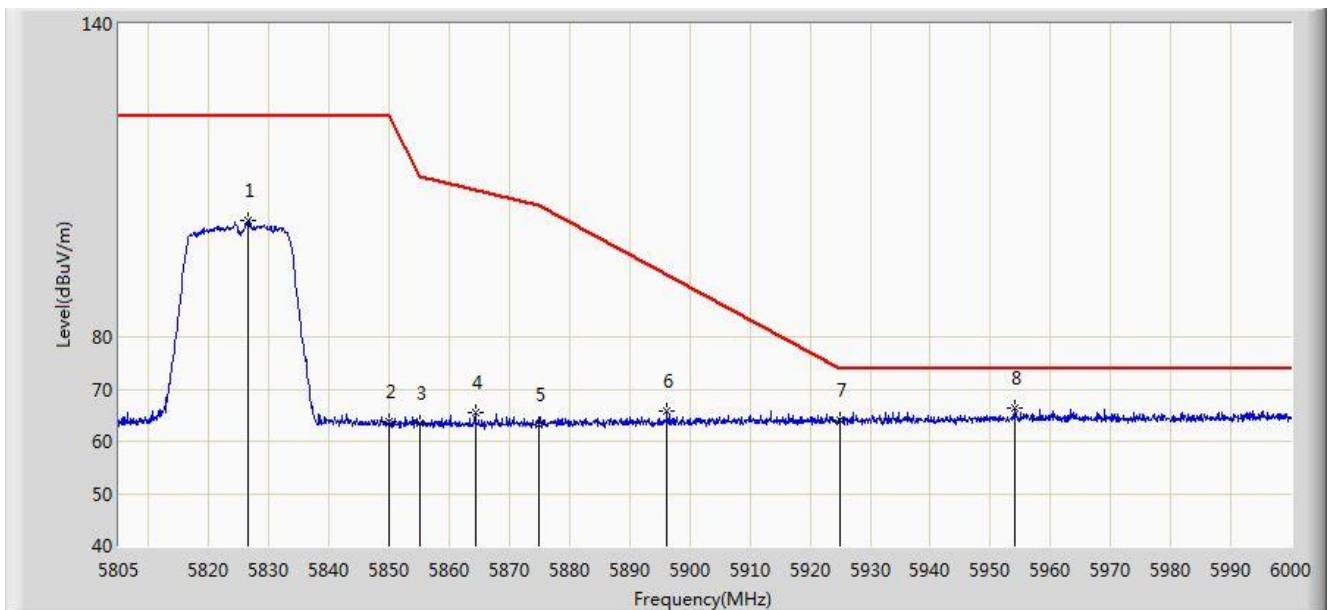


No	Flag	Mark	Frequency (MHz)	Measure Level (dBuV/m)	Reading Level (dBuV)	Margin (dB)	Limit (dBuV/m)	Factor (dB)	Type
1			5643.973	66.768	62.117	-7.232	74.000	4.651	PK
2			5650.000	65.536	60.865	-8.464	74.000	4.671	PK
3			5700.000	68.974	64.096	-36.226	105.200	4.878	PK
4			5720.000	79.628	74.631	-31.172	110.800	4.997	PK
5			5725.000	87.749	82.720	-34.451	122.200	5.029	PK
6		*	5746.685	128.315	123.150	N/A	N/A	5.165	PK

Note: Measure Level (dBuV/m) = Reading Level (dBuV) + Factor (dB)

Factor (dB) = Cable Loss (dB) + Antenna Factor (dB/m) - Pre_Amplifier Gain (dB)

Site: AC1	Time: 2016/11/14 - 23:49
Limit: FCC_Part15.407_RE(3m)	Engineer: Kevin Ke
Probe: BBHA9120D_1GHz_18GHz	Polarity: Horizontal
EUT: US WI-FI AP 4X4 OD ext. antenna	Power: DC 54V
Test Mode: Transmit by 802.11ac-VHT20 at Channel 5825MHz Ant 0	

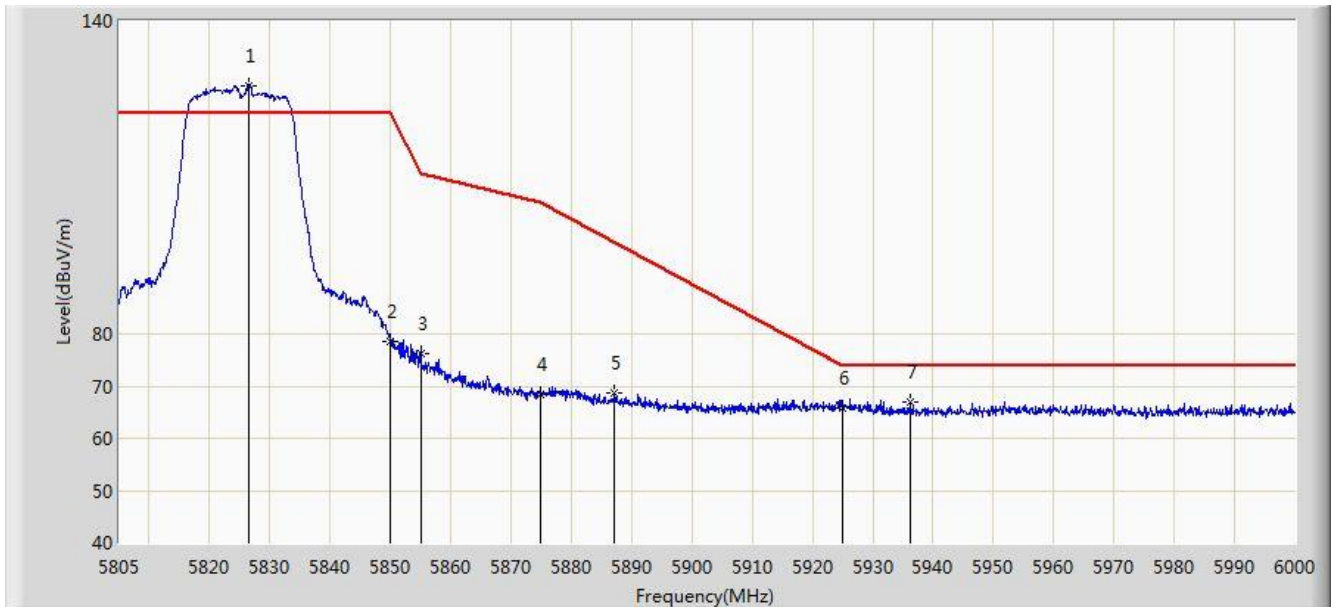


No	Flag	Mark	Frequency (MHz)	Measure Level (dBuV/m)	Reading Level (dBuV)	Margin (dB)	Limit (dBuV/m)	Factor (dB)	Type
1			5826.450	102.346	96.750	N/A	N/A	5.596	PK
2			5850.000	63.738	58.012	-58.462	122.200	5.726	PK
3			5855.000	63.365	57.619	-47.435	110.800	5.746	PK
4			5864.280	65.470	59.687	-42.729	108.199	5.783	PK
5			5875.000	63.185	57.365	-42.015	105.200	5.820	PK
6			5896.260	65.813	59.920	-26.089	91.901	5.893	PK
7			5925.000	64.178	58.212	-9.822	74.000	5.967	PK
8		*	5954.175	66.332	60.298	-7.668	74.000	6.034	PK

Note: Measure Level (dB μ V/m) = Reading Level (dB μ V) + Factor (dB)

Factor (dB) = Cable Loss (dB) + Antenna Factor (dB/m) - Pre_Amplifier Gain (dB)

Site: AC1	Time: 2016/11/14 - 23:48
Limit: FCC_Part15.407_RE(3m)	Engineer: Kevin Ke
Probe: BBHA9120D_1GHz_18GHz	Polarity: Vertical
EUT: US WI-FI AP 4X4 OD ext. antenna	Power: DC 54V
Test Mode: Transmit by 802.11ac-VHT20 at Channel 5825MHz Ant 0	

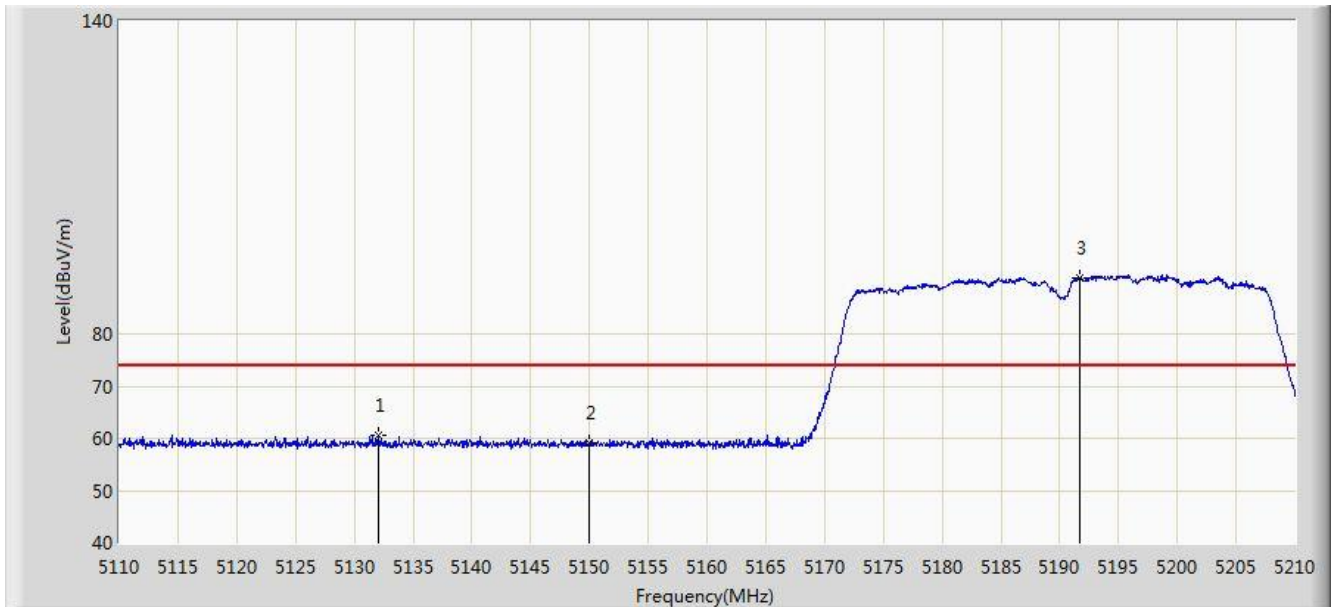


No	Flag	Mark	Frequency (MHz)	Measure Level (dBuV/m)	Reading Level (dBuV)	Margin (dB)	Limit (dBuV/m)	Factor (dB)	Type
1		*	5826.450	127.612	122.016	N/A	N/A	5.596	PK
2			5850.000	78.681	72.955	-43.519	122.200	5.726	PK
3			5855.000	76.315	70.569	-34.485	110.800	5.746	PK
4			5875.000	68.368	62.548	-36.832	105.200	5.820	PK
5			5887.095	68.803	62.942	-28.825	97.628	5.861	PK
6			5925.000	65.794	59.828	-8.206	74.000	5.967	PK
7			5936.235	66.924	60.930	-7.076	74.000	5.995	PK

Note: Measure Level (dB μ V/m) = Reading Level (dB μ V) + Factor (dB)

Factor (dB) = Cable Loss (dB) + Antenna Factor (dB/m) - Pre_Amplifier Gain (dB)

Site: AC1	Time: 2016/11/14 - 23:56
Limit: FCC_Part15.209_RE(3m)	Engineer: Kevin Ke
Probe: BBHA9120D_1GHz_18GHz	Polarity: Horizontal
EUT: US WI-FI AP 4X4 OD ext. antenna	Power: DC 54V
Test Mode: Transmit by 802.11ac-VHT40 at Channel 5190MHz Ant 0	

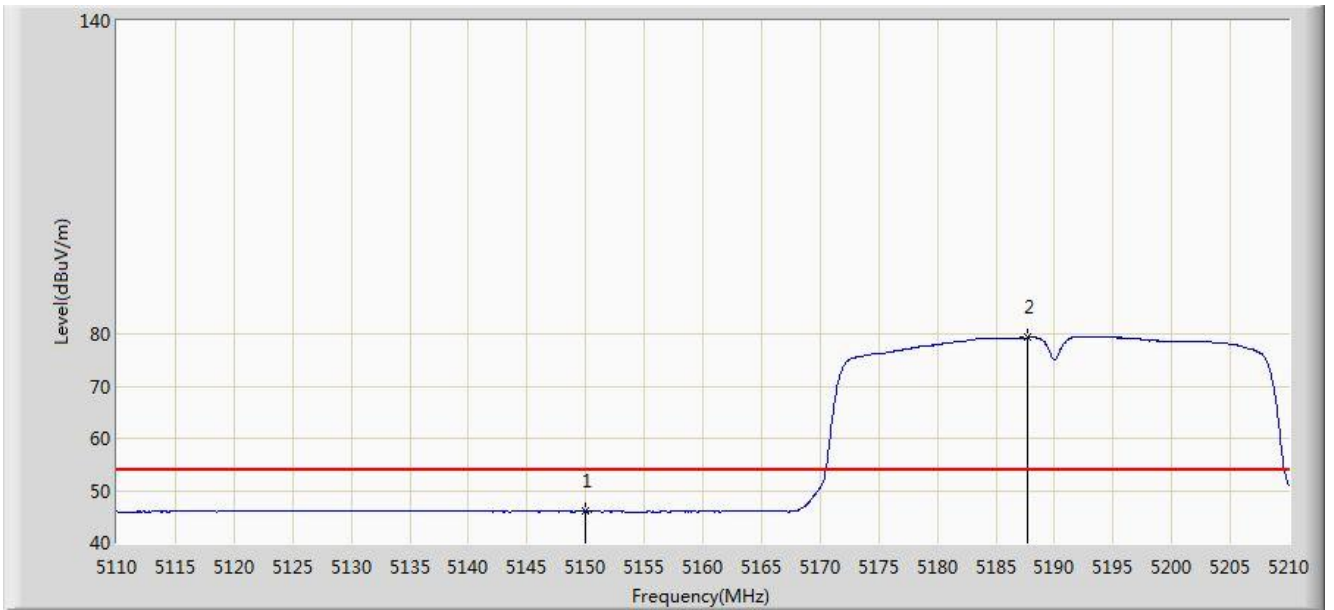


No	Flag	Mark	Frequency (MHz)	Measure Level (dBuV/m)	Reading Level (dBuV)	Margin (dB)	Limit (dBuV/m)	Factor (dB)	Type
1			5132.000	60.559	56.384	-13.441	74.000	4.175	PK
2			5150.000	59.033	54.864	-14.967	74.000	4.170	PK
3		*	5191.750	90.786	86.759	N/A	N/A	4.027	PK

Note: Measure Level (dB μ V/m) = Reading Level (dB μ V) + Factor (dB)

Factor (dB) = Cable Loss (dB) + Antenna Factor (dB/m) - Pre_Amplifier Gain (dB)

Site: AC1	Time: 2016/11/14 - 23:58
Limit: FCC_Part15.209_RE(3m)	Engineer: Kevin Ke
Probe: BBHA9120D_1GHz_18GHz	Polarity: Horizontal
EUT: US WI-FI AP 4X4 OD ext. antenna	Power: DC 54V
Test Mode: Transmit by 802.11ac-VHT40 at Channel 5190MHz Ant 0	

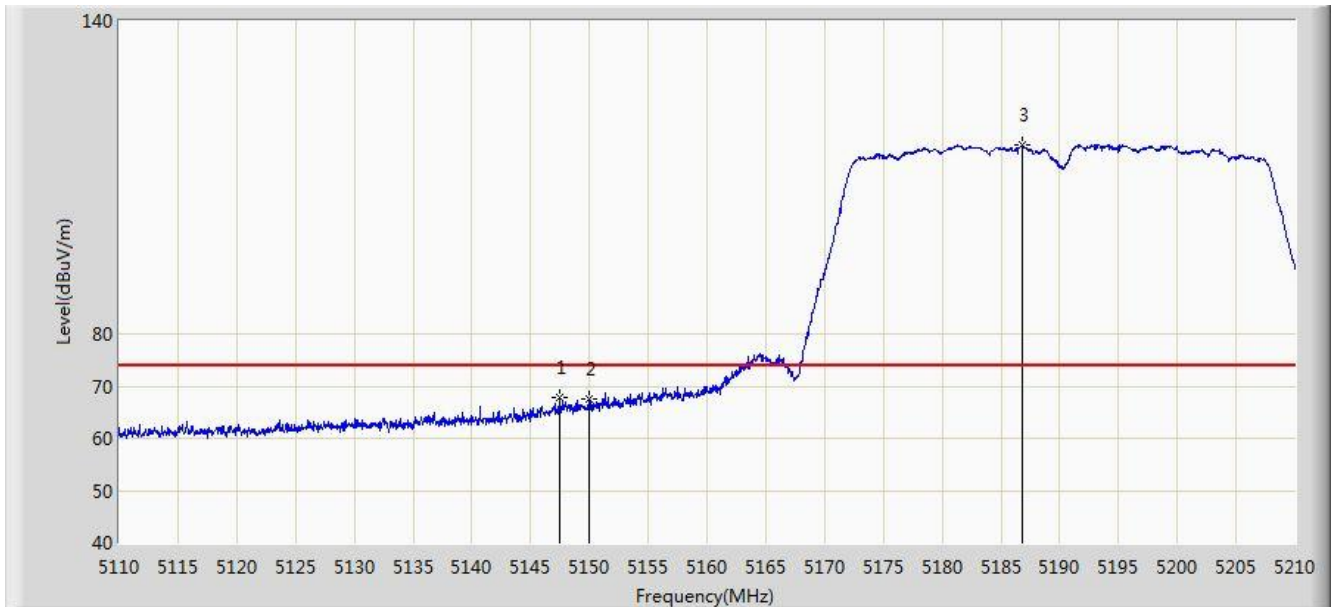


No	Flag	Mark	Frequency (MHz)	Measure Level (dBuV/m)	Reading Level (dBuV)	Margin (dB)	Limit (dBuV/m)	Factor (dB)	Type
1			5150.000	45.974	41.805	-8.026	54.000	4.170	AV
2		*	5187.750	79.297	75.256	N/A	N/A	4.041	AV

Note: Measure Level (dBμV/m) = Reading Level (dBμV) + Factor (dB)

Factor (dB) = Cable Loss (dB) + Antenna Factor (dB/m) - Pre_Amplifier Gain (dB)

Site: AC1	Time: 2016/11/14 - 23:55
Limit: FCC_Part15.209_RE(3m)	Engineer: Kevin Ke
Probe: BBHA9120D_1GHz_18GHz	Polarity: Vertical
EUT: US WI-FI AP 4X4 OD ext. antenna	Power: DC 54V
Test Mode: Transmit by 802.11ac-VHT40 at Channel 5190MHz Ant 0	

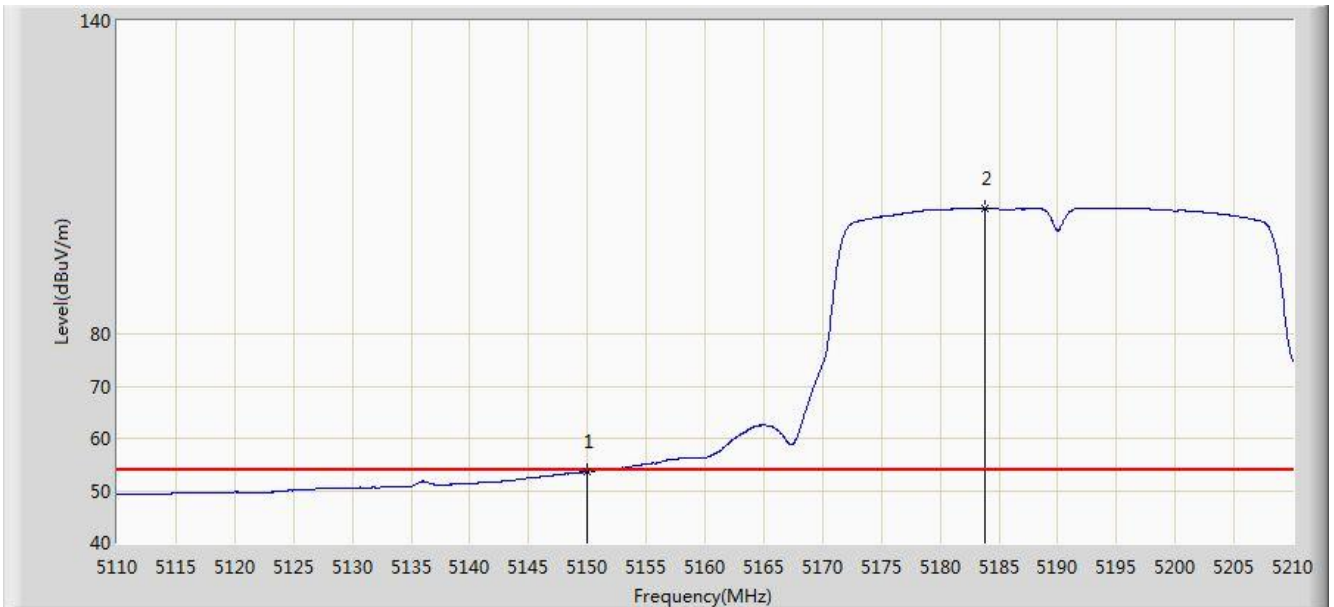


No	Flag	Mark	Frequency (MHz)	Measure Level (dBuV/m)	Reading Level (dBuV)	Margin (dB)	Limit (dBuV/m)	Factor (dB)	Type
1			5147.450	67.809	63.633	-6.191	74.000	4.176	PK
2			5150.000	67.591	63.422	-6.409	74.000	4.170	PK
3		*	5186.800	116.105	112.060	N/A	N/A	4.045	PK

Note: Measure Level (dB μ V/m) = Reading Level (dB μ V) + Factor (dB)

Factor (dB) = Cable Loss (dB) + Antenna Factor (dB/m) - Pre_Amplifier Gain (dB)

Site: AC1	Time: 2016/11/14 - 23:54
Limit: FCC_Part15.209_RE(3m)	Engineer: Kevin Ke
Probe: BBHA9120D_1GHz_18GHz	Polarity: Vertical
EUT: US WI-FI AP 4X4 OD ext. antenna	Power: DC 54V
Test Mode: Transmit by 802.11ac-VHT40 at Channel 5190MHz Ant 0	

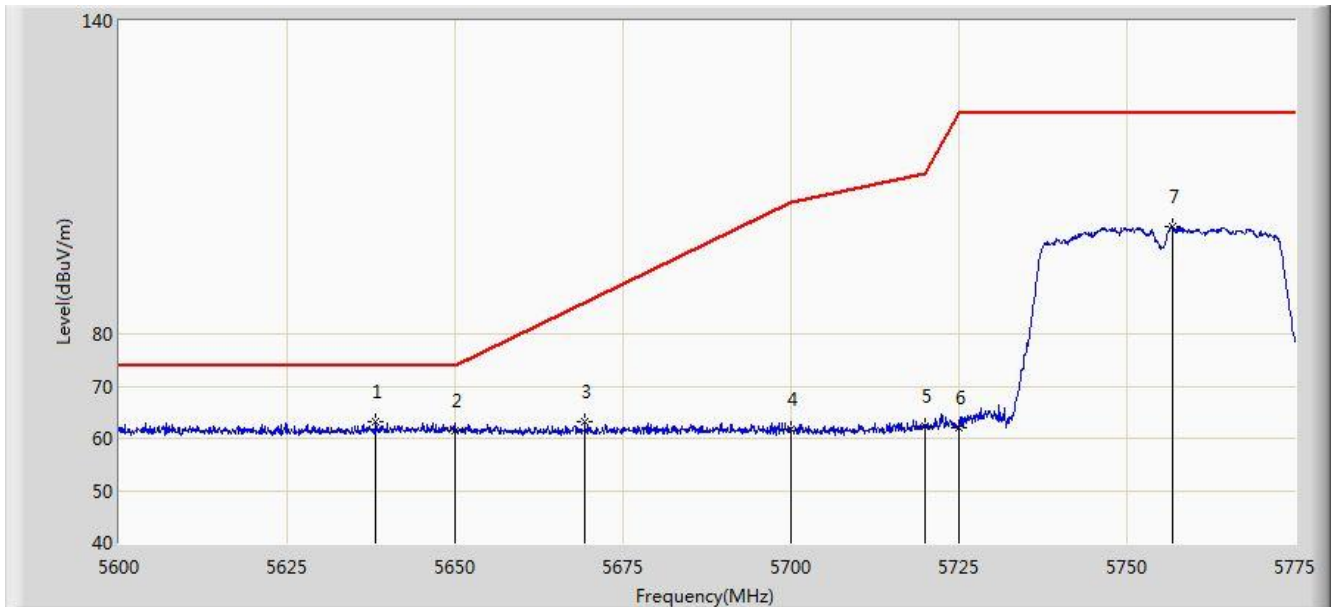


No	Flag	Mark	Frequency (MHz)	Measure Level (dBuV/m)	Reading Level (dBuV)	Margin (dB)	Limit (dBuV/m)	Factor (dB)	Type
1			5150.000	53.669	49.500	-0.331	54.000	4.170	AV
2		*	5183.800	104.071	100.016	N/A	N/A	4.056	AV

Note: Measure Level (dBμV/m) = Reading Level (dBμV) + Factor (dB)

Factor (dB) = Cable Loss (dB) + Antenna Factor (dB/m) - Pre_Amplifier Gain (dB)

Site: AC1	Time: 2016/11/15 - 00:24
Limit: FCC_Part15.407_RE(3m)	Engineer: Kevin Ke
Probe: BBHA9120D_1GHz_18GHz	Polarity: Horizontal
EUT: US WI-FI AP 4X4 OD ext. antenna	Power: DC 54V
Test Mode: Transmit by 802.11ac-VHT40 at Channel 5755MHz Ant 0	

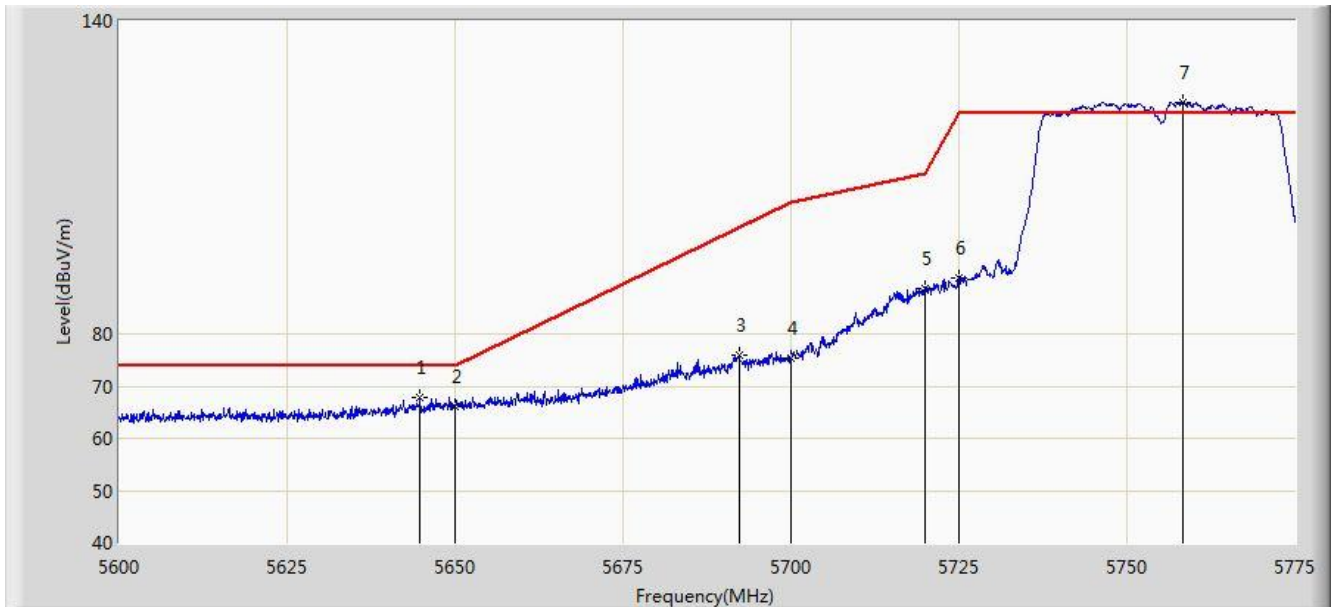


No	Flag	Mark	Frequency (MHz)	Measure Level (dBuV/m)	Reading Level (dBuV)	Margin (dB)	Limit (dBuV/m)	Factor (dB)	Type
1		*	5638.237	63.322	58.689	-10.678	74.000	4.633	PK
2			5650.000	61.524	56.853	-12.476	74.000	4.671	PK
3			5669.300	63.325	58.581	-22.751	86.076	4.744	PK
4			5700.000	61.873	56.995	-43.327	105.200	4.878	PK
5			5720.000	62.439	57.442	-48.361	110.800	4.997	PK
6			5725.000	62.146	57.117	-60.054	122.200	5.029	PK
7			5756.712	100.488	95.267	N/A	N/A	5.221	PK

Note: Measure Level (dBμV/m) = Reading Level (dBμV) + Factor (dB)

Factor (dB) = Cable Loss (dB) + Antenna Factor (dB/m) - Pre_Amplifier Gain (dB)

Site: AC1	Time: 2016/11/15 - 00:22
Limit: FCC_Part15.407_RE(3m)	Engineer: Kevin Ke
Probe: BBHA9120D_1GHz_18GHz	Polarity: Vertical
EUT: US WI-FI AP 4X4 OD ext. antenna	Power: DC 54V
Test Mode: Transmit by 802.11ac-VHT40 at Channel 5755MHz Ant 0	

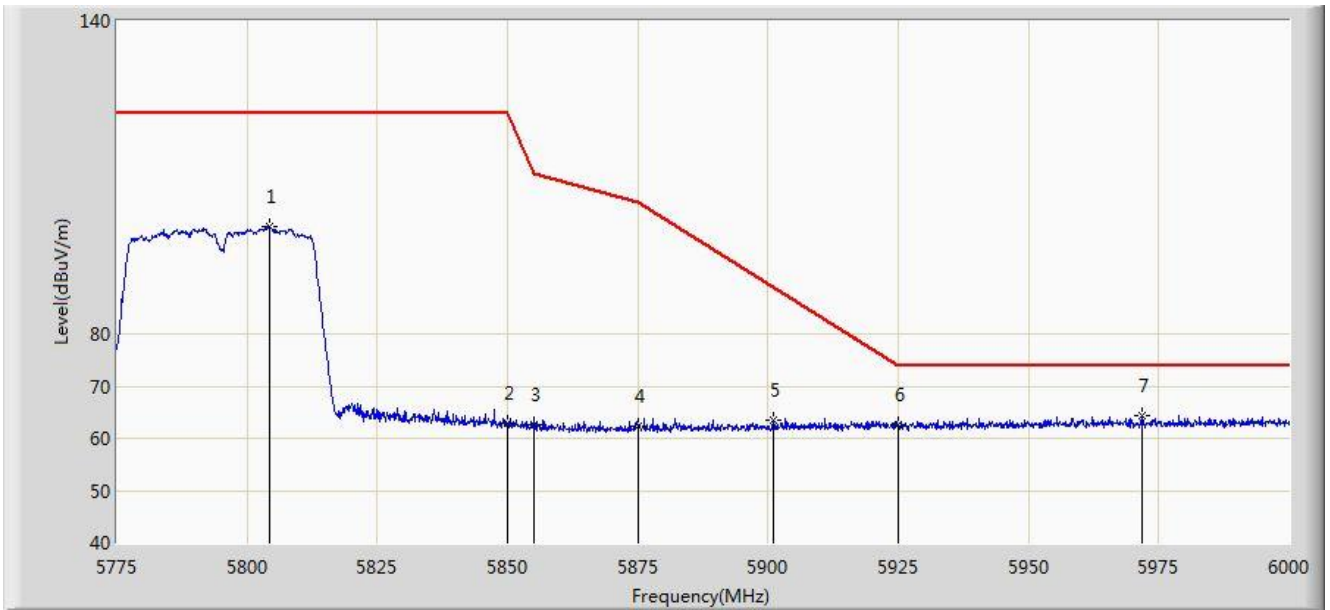


No	Flag	Mark	Frequency (MHz)	Measure Level (dBuV/m)	Reading Level (dBuV)	Margin (dB)	Limit (dBuV/m)	Factor (dB)	Type
1			5644.800	67.913	63.259	-6.087	74.000	4.654	PK
2			5650.000	66.126	61.455	-7.874	74.000	4.671	PK
3			5692.312	75.878	71.041	-24.542	100.421	4.838	PK
4			5700.000	75.275	70.397	-29.925	105.200	4.878	PK
5			5720.000	88.651	83.654	-22.149	110.800	4.997	PK
6			5725.000	90.851	85.822	-31.349	122.200	5.029	PK
7		*	5758.288	124.430	119.200	N/A	N/A	5.230	PK

Note: Measure Level (dBμV/m) = Reading Level (dBμV) + Factor (dB)

Factor (dB) = Cable Loss (dB) + Antenna Factor (dB/m) - Pre_Amplifier Gain (dB)

Site: AC1	Time: 2016/11/15 - 00:27
Limit: FCC_Part15.407_RE(3m)	Engineer: Kevin Ke
Probe: BBHA9120D_1GHz_18GHz	Polarity: Horizontal
EUT: US WI-FI AP 4X4 OD ext. antenna	Power: DC 54V
Test Mode: Transmit by 802.11ac-VHT40 at Channel 5795MHz Ant 0	

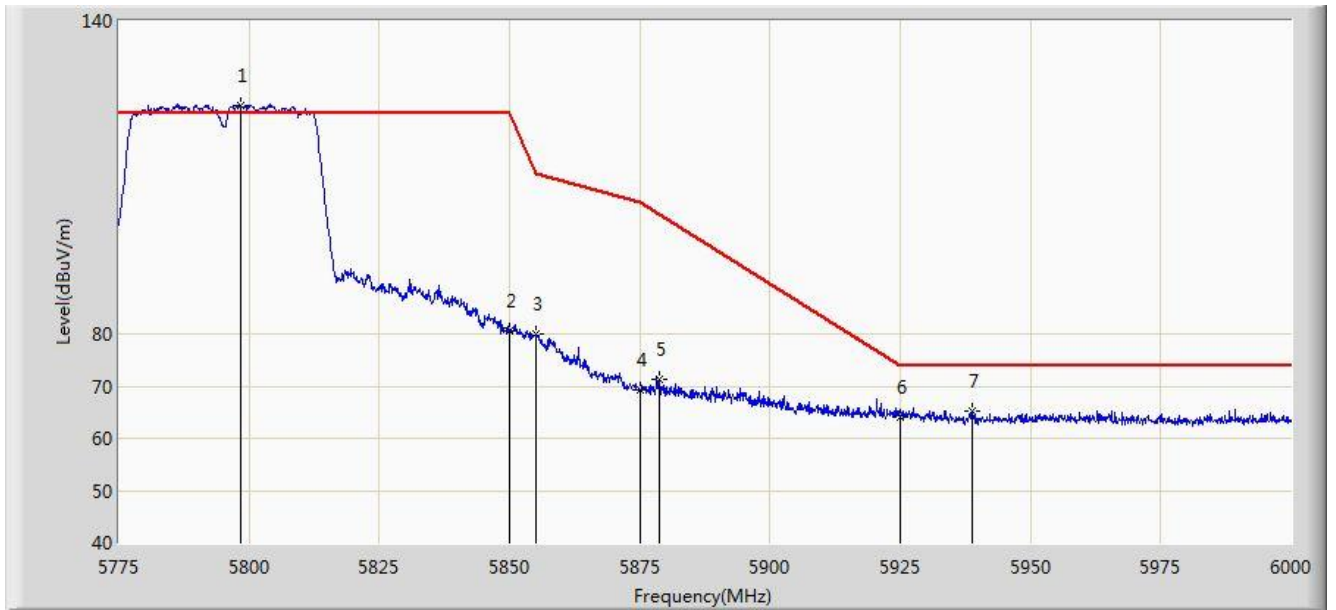


No	Flag	Mark	Frequency (MHz)	Measure Level (dBuV/m)	Reading Level (dBuV)	Margin (dB)	Limit (dBuV/m)	Factor (dB)	Type
1			5804.250	100.436	94.967	N/A	N/A	5.469	PK
2			5850.000	62.836	57.110	-59.364	122.200	5.726	PK
3			5855.000	62.579	56.833	-48.221	110.800	5.746	PK
4			5875.000	62.390	56.570	-42.810	105.200	5.820	PK
5			5901.000	63.587	57.681	-25.356	88.943	5.905	PK
6			5925.000	62.582	56.616	-11.418	74.000	5.967	PK
7		*	5971.763	64.291	58.227	-9.709	74.000	6.063	PK

Note: Measure Level (dBμV/m) = Reading Level (dBμV) + Factor (dB)

Factor (dB) = Cable Loss (dB) + Antenna Factor (dB/m) - Pre_Amplifier Gain (dB)

Site: AC1	Time: 2016/11/15 - 00:30
Limit: FCC_Part15.407_RE(3m)	Engineer: Kevin Ke
Probe: BBHA9120D_1GHz_18GHz	Polarity: Vertical
EUT: US WI-FI AP 4X4 OD ext. antenna	Power: DC 54V
Test Mode: Transmit by 802.11ac-VHT40 at Channel 5795MHz Ant 0	

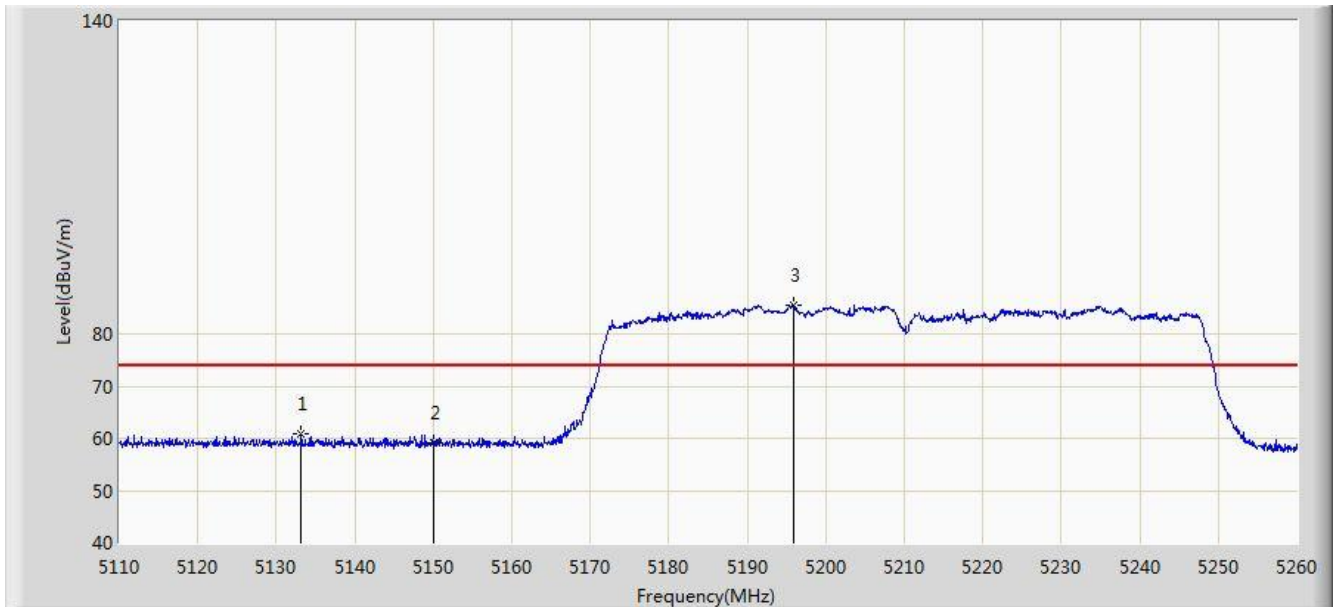


No	Flag	Mark	Frequency (MHz)	Measure Level (dBuV/m)	Reading Level (dBuV)	Margin (dB)	Limit (dBuV/m)	Factor (dB)	Type
1		*	5798.288	123.820	118.384	N/A	N/A	5.436	PK
2			5850.000	80.523	74.797	-41.677	122.200	5.726	PK
3			5855.000	79.937	74.191	-30.863	110.800	5.746	PK
4			5875.000	69.264	63.444	-35.936	105.200	5.820	PK
5			5878.837	71.261	65.428	-31.535	102.796	5.833	PK
6			5925.000	64.078	58.112	-9.922	74.000	5.967	PK
7			5938.800	65.126	59.125	-8.874	74.000	6.001	PK

Note: Measure Level (dB μ V/m) = Reading Level (dB μ V) + Factor (dB)

Factor (dB) = Cable Loss (dB) + Antenna Factor (dB/m) - Pre_Amplifier Gain (dB)

Site: AC1	Time: 2016/11/15 - 00:36
Limit: FCC_Part15.209_RE(3m)	Engineer: Kevin Ke
Probe: BBHA9120D_1GHz_18GHz	Polarity: Horizontal
EUT: US WI-FI AP 4X4 OD ext. antenna	Power: DC 54V
Test Mode: Transmit by 802.11ac-VHT80 at Channel 5210MHz Ant 0	

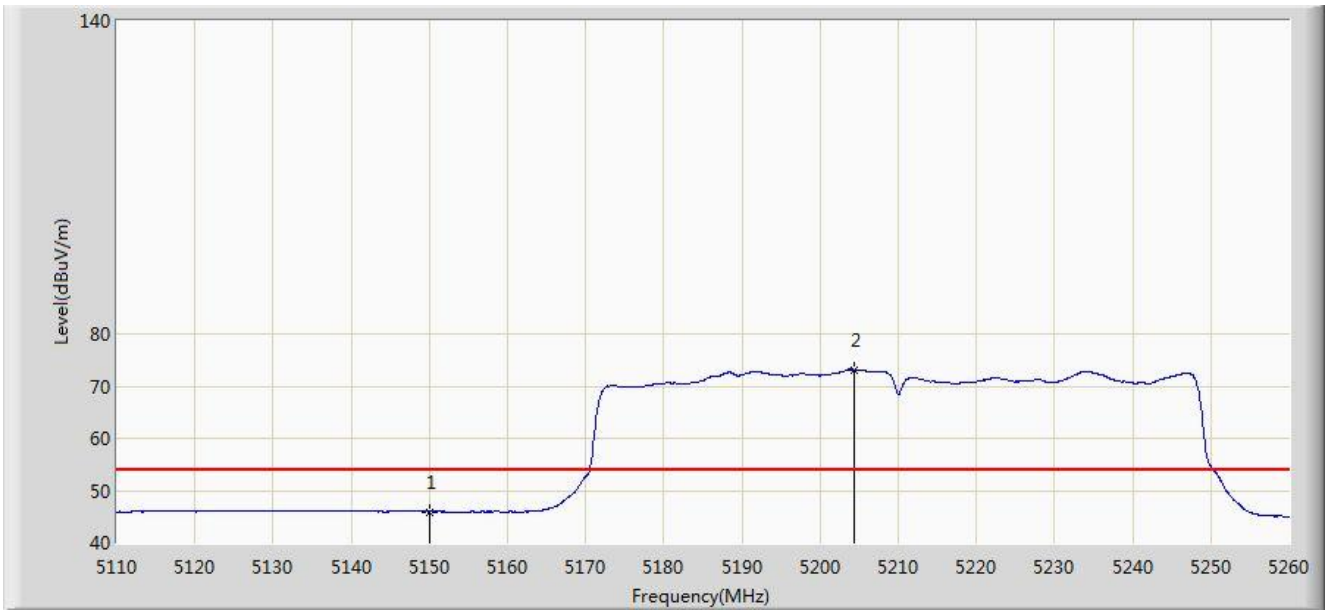


No	Flag	Mark	Frequency (MHz)	Measure Level (dBuV/m)	Reading Level (dBuV)	Margin (dB)	Limit (dBuV/m)	Factor (dB)	Type
1			5133.175	60.776	56.601	-13.224	74.000	4.175	PK
2			5150.000	59.268	55.099	-14.732	74.000	4.170	PK
3		*	5195.950	85.569	81.557	N/A	N/A	4.012	PK

Note: Measure Level (dB μ V/m) = Reading Level (dB μ V) + Factor (dB)

Factor (dB) = Cable Loss (dB) + Antenna Factor (dB/m) - Pre_Amplifier Gain (dB)

Site: AC1	Time: 2016/11/15 - 00:38
Limit: FCC_Part15.209_RE(3m)	Engineer: Kevin Ke
Probe: BBHA9120D_1GHz_18GHz	Polarity: Horizontal
EUT: US WI-FI AP 4X4 OD ext. antenna	Power: DC 54V
Test Mode: Transmit by 802.11ac-VHT80 at Channel 5210MHz Ant 0	

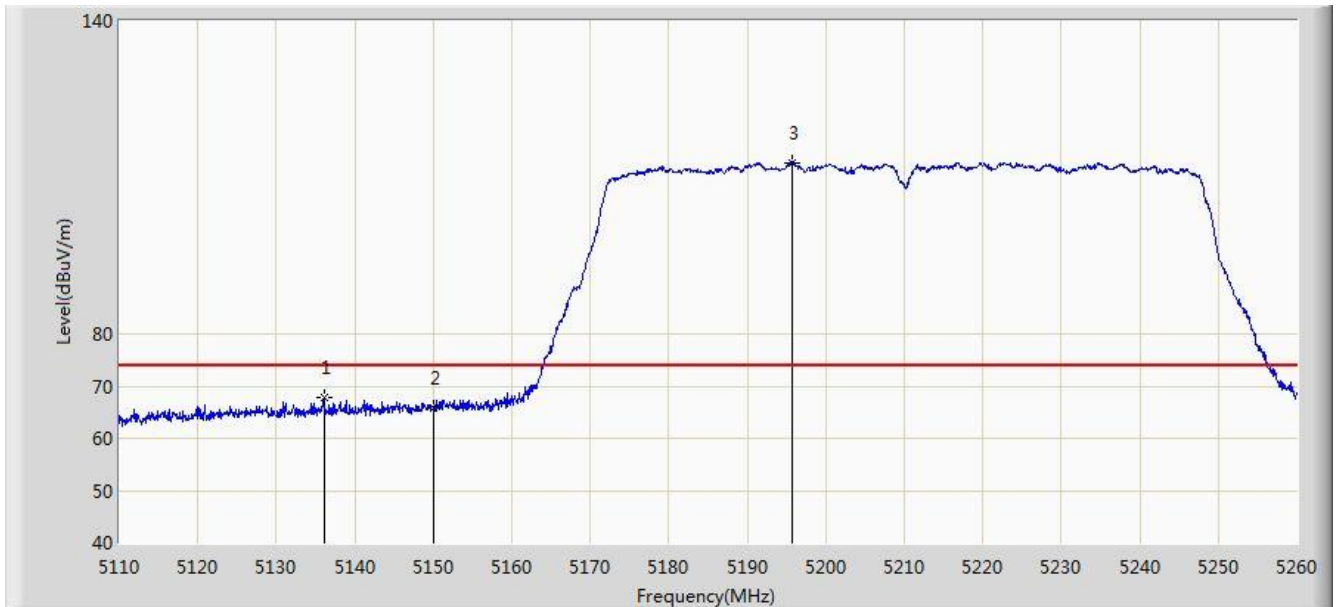


No	Flag	Mark	Frequency (MHz)	Measure Level (dBuV/m)	Reading Level (dBuV)	Margin (dB)	Limit (dBuV/m)	Factor (dB)	Type
1			5150.000	45.938	41.769	-8.062	54.000	4.170	AV
2		*	5204.425	73.088	69.103	N/A	N/A	3.985	AV

Note: Measure Level (dB μ V/m) = Reading Level (dB μ V) + Factor (dB)

Factor (dB) = Cable Loss (dB) + Antenna Factor (dB/m) - Pre_Amplifier Gain (dB)

Site: AC1	Time: 2016/11/15 - 00:36
Limit: FCC_Part15.209_RE(3m)	Engineer: Kevin Ke
Probe: BBHA9120D_1GHz_18GHz	Polarity: Vertical
EUT: US WI-FI AP 4X4 OD ext. antenna	Power: DC 54V
Test Mode: Transmit by 802.11ac-VHT80 at Channel 5210MHz Ant 0	

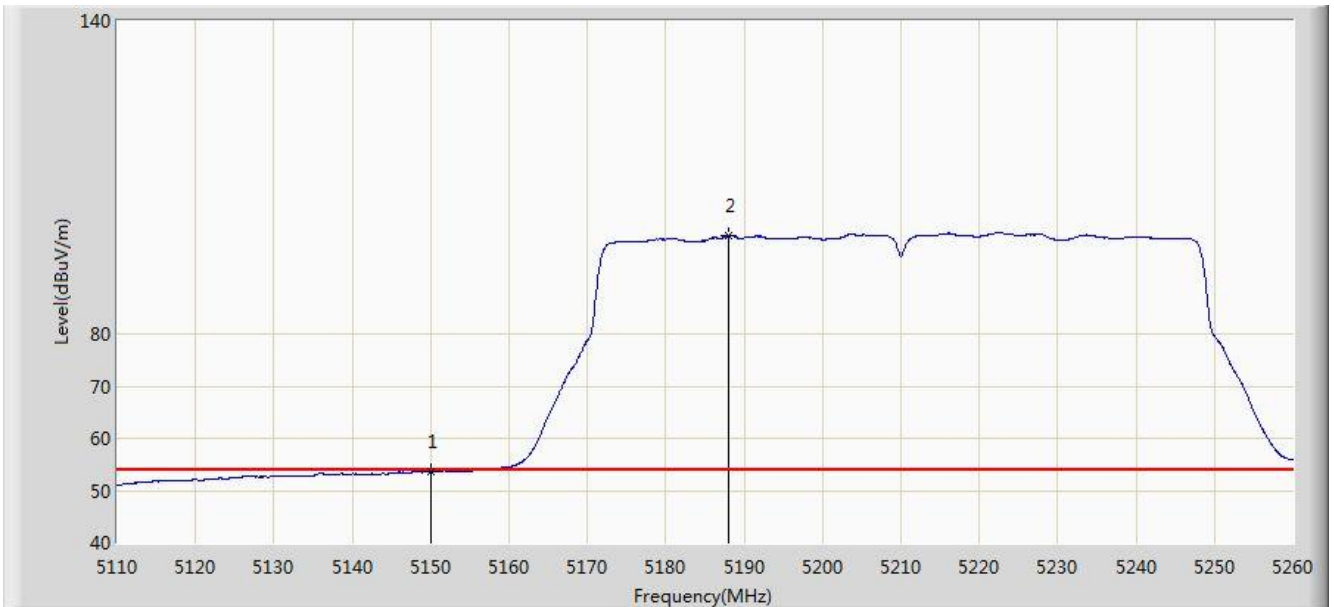


No	Flag	Mark	Frequency (MHz)	Measure Level (dBuV/m)	Reading Level (dBuV)	Margin (dB)	Limit (dBuV/m)	Factor (dB)	Type
1			5136.100	67.857	63.682	-6.143	74.000	4.175	PK
2			5150.000	65.716	61.547	-8.284	74.000	4.170	PK
3		*	5195.800	112.872	108.859	N/A	N/A	4.013	PK

Note: Measure Level (dB μ V/m) = Reading Level (dB μ V) + Factor (dB)

Factor (dB) = Cable Loss (dB) + Antenna Factor (dB/m) - Pre_Amplifier Gain (dB)

Site: AC1	Time: 2016/11/15 - 00:33
Limit: FCC_Part15.209_RE(3m)	Engineer: Kevin Ke
Probe: BBHA9120D_1GHz_18GHz	Polarity: Vertical
EUT: US WI-FI AP 4X4 OD ext. antenna	Power: DC 54V
Test Mode: Transmit by 802.11ac-VHT80 at Channel 5210MHz Ant 0	

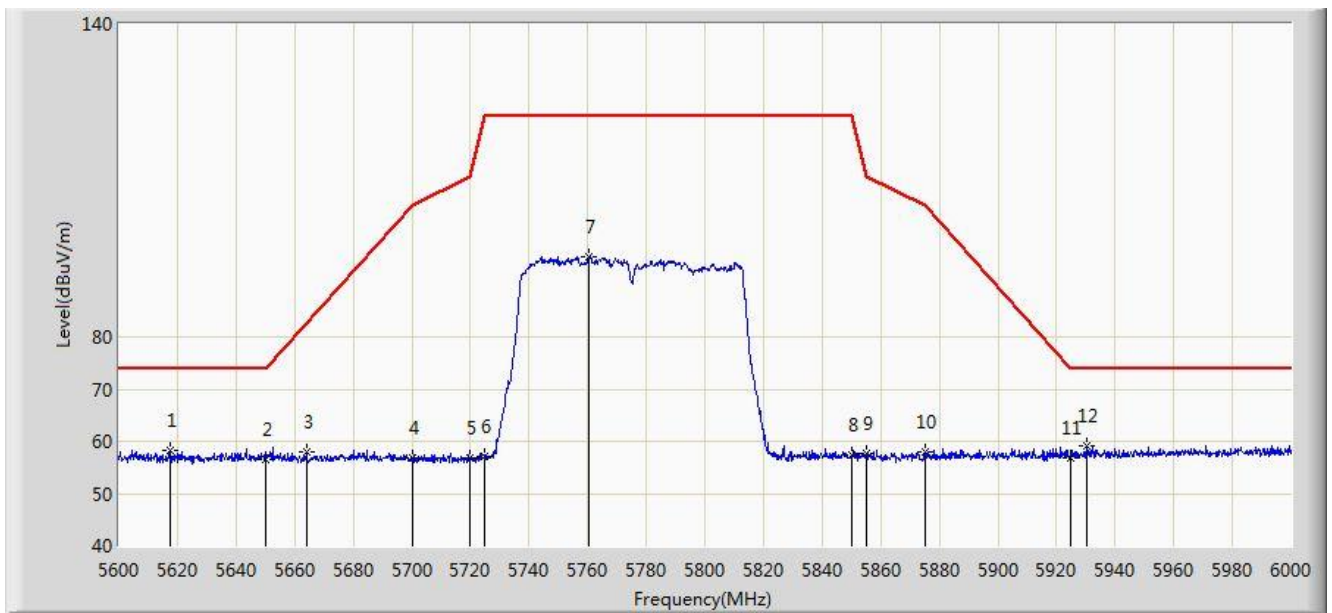


No	Flag	Mark	Frequency (MHz)	Measure Level (dBuV/m)	Reading Level (dBuV)	Margin (dB)	Limit (dBuV/m)	Factor (dB)	Type
1			5150.000	53.542	49.373	-0.458	54.000	4.170	AV
2		*	5188.075	98.968	94.928	N/A	N/A	4.040	AV

Note: Measure Level (dB μ V/m) = Reading Level (dB μ V) + Factor (dB)

Factor (dB) = Cable Loss (dB) + Antenna Factor (dB/m) - Pre_Amplifier Gain (dB)

Site: AC1	Time: 2016/11/15 - 01:08
Limit: FCC_Part15.407_RE(3m)	Engineer: Kevin Ke
Probe: BBHA9120D_1GHz_18GHz	Polarity: Horizontal
EUT: US WI-FI AP 4X4 OD ext. antenna	Power: DC 54V
Test Mode: Transmit by 802.11ac-VHT80 at Channel 5775MHz Ant 0	

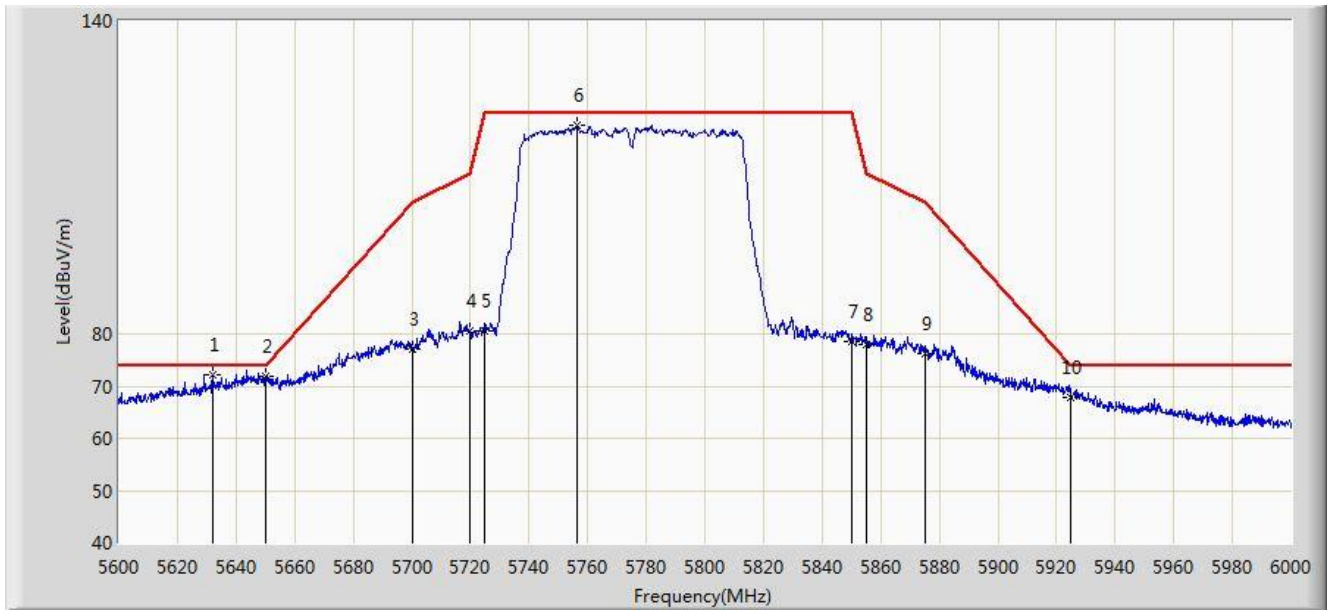


No	Flag	Mark	Frequency (MHz)	Measure Level (dBuV/m)	Reading Level (dBuV)	Margin (dB)	Limit (dBuV/m)	Factor (dB)	Type
1			5617.400	58.217	53.644	-15.783	74.000	4.572	PK
2			5650.000	56.662	51.991	-17.338	74.000	4.671	PK
3			5664.000	57.979	53.256	-24.785	82.764	4.723	PK
4			5700.000	56.935	52.057	-48.265	105.200	4.878	PK
5			5720.000	56.881	51.884	-53.919	110.800	4.997	PK
6			5725.000	57.055	52.026	-65.145	122.200	5.029	PK
7			5760.600	95.493	90.250	N/A	N/A	5.244	PK
8			5850.000	57.472	51.746	-64.728	122.200	5.726	PK
9			5855.000	57.589	51.843	-53.211	110.800	5.746	PK
10			5875.000	57.934	52.114	-47.266	105.200	5.820	PK
11			5925.000	56.850	50.884	-17.150	74.000	5.967	PK
12		*	5930.200	59.137	53.158	-14.863	74.000	5.979	PK

Note: Measure Level (dBμV/m) = Reading Level (dBμV) + Factor (dB)

Factor (dB) = Cable Loss (dB) + Antenna Factor (dB/m) - Pre_Amplifier Gain (dB)

Site: AC1	Time: 2016/11/15 - 01:07
Limit: FCC_Part15.407_RE(3m)	Engineer: Kevin Ke
Probe: BBHA9120D_1GHz_18GHz	Polarity: Vertical
EUT: US WI-FI AP 4X4 OD ext. antenna	Power: DC 54V
Test Mode: Transmit by 802.11ac-VHT80 at Channel 5775MHz Ant 0	

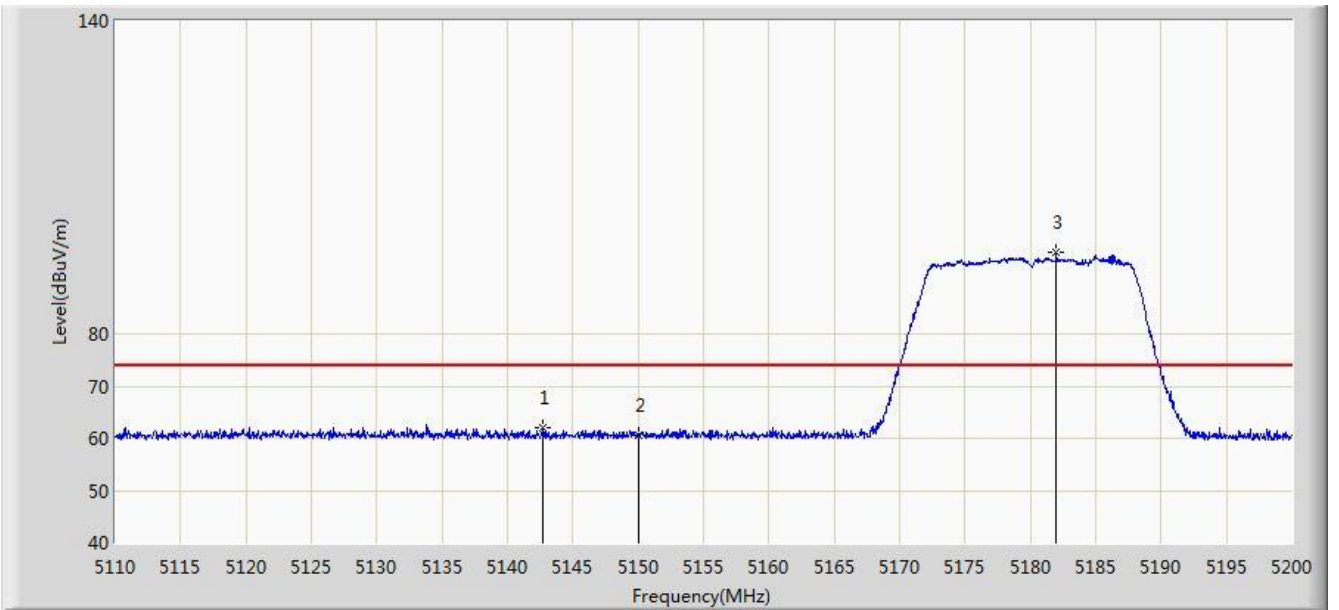


No	Flag	Mark	Frequency (MHz)	Measure Level (dBuV/m)	Reading Level (dBuV)	Margin (dB)	Limit (dBuV/m)	Factor (dB)	Type
1		*	5632.200	72.210	67.595	-1.790	74.000	4.615	PK
2			5650.000	71.981	67.310	-2.019	74.000	4.671	PK
3			5700.000	77.150	72.272	-28.050	105.200	4.878	PK
4			5720.000	80.463	75.466	-30.337	110.800	4.997	PK
5			5725.000	80.599	75.570	-41.601	122.200	5.029	PK
6			5756.600	119.888	114.667	N/A	N/A	5.221	PK
7			5850.000	78.559	72.833	-43.641	122.200	5.726	PK
8			5855.000	78.076	72.330	-32.724	110.800	5.746	PK
9			5875.000	76.185	70.365	-29.015	105.200	5.820	PK
10			5925.000	67.741	61.775	-6.259	74.000	5.967	PK

Note: Measure Level (dB μ V/m) = Reading Level (dB μ V) + Factor (dB)

Factor (dB) = Cable Loss (dB) + Antenna Factor (dB/m) - Pre_Amplifier Gain (dB)

Site: AC1	Time: 2016/11/17 - 10:01
Limit: FCC_Part15.209_RE(3m)	Engineer: Kevin Ke
Probe: BBHA9120D_1GHz_18GHz	Polarity: Horizontal
EUT: US WI-FI AP 4X4 OD ext. antenna	Power: DC 54V
Test Mode: Transmit by 802.11a at Channel 5180MHz Ant 1	

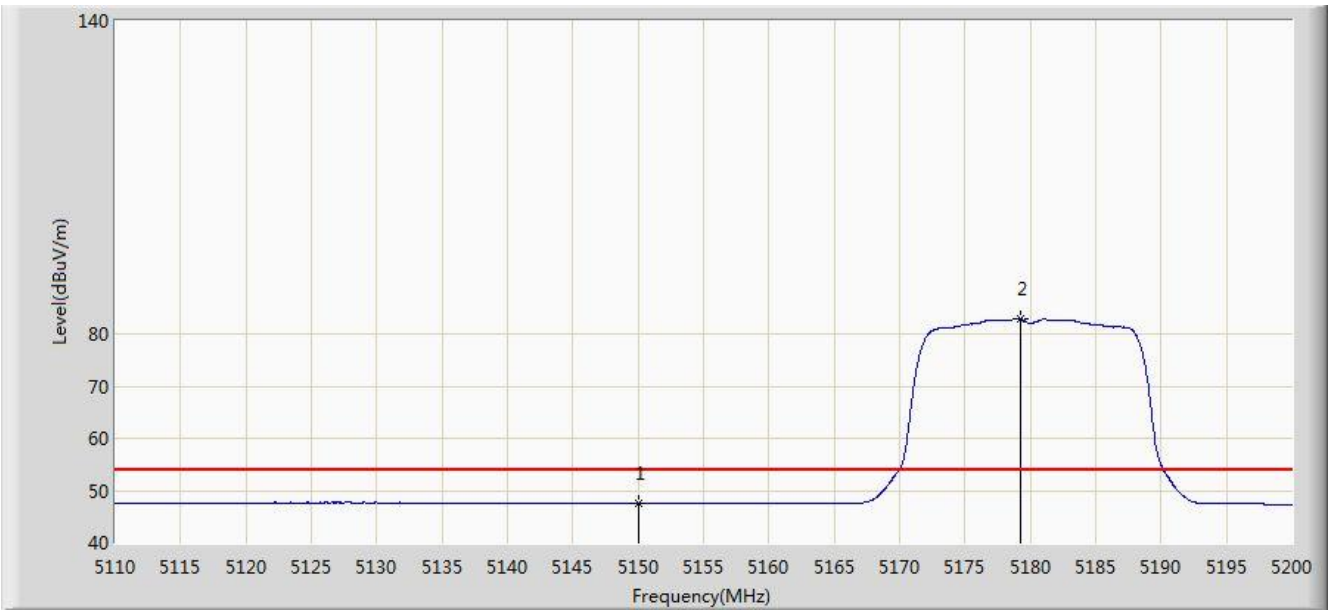


No	Flag	Mark	Frequency (MHz)	Measure Level (dBuV/m)	Reading Level (dBuV)	Margin (dB)	Limit (dBuV/m)	Factor (dB)	Type
1			5142.760	61.897	57.721	-12.103	74.000	4.176	PK
2			5150.000	60.709	56.540	-13.291	74.000	4.170	PK
3		*	5182.000	95.542	91.480	N/A	N/A	4.062	PK

Note: Measure Level (dB μ V/m) = Reading Level (dB μ V) + Factor (dB)

Factor (dB) = Cable Loss (dB) + Antenna Factor (dB/m) - Pre_Amplifier Gain (dB)

Site: AC1	Time: 2016/11/17 - 10:04
Limit: FCC_Part15.209_RE(3m)	Engineer: Kevin Ke
Probe: BBHA9120D_1GHz_18GHz	Polarity: Horizontal
EUT: US WI-FI AP 4X4 OD ext. antenna	Power: DC 54V
Test Mode: Transmit by 802.11a at Channel 5180MHz Ant 1	

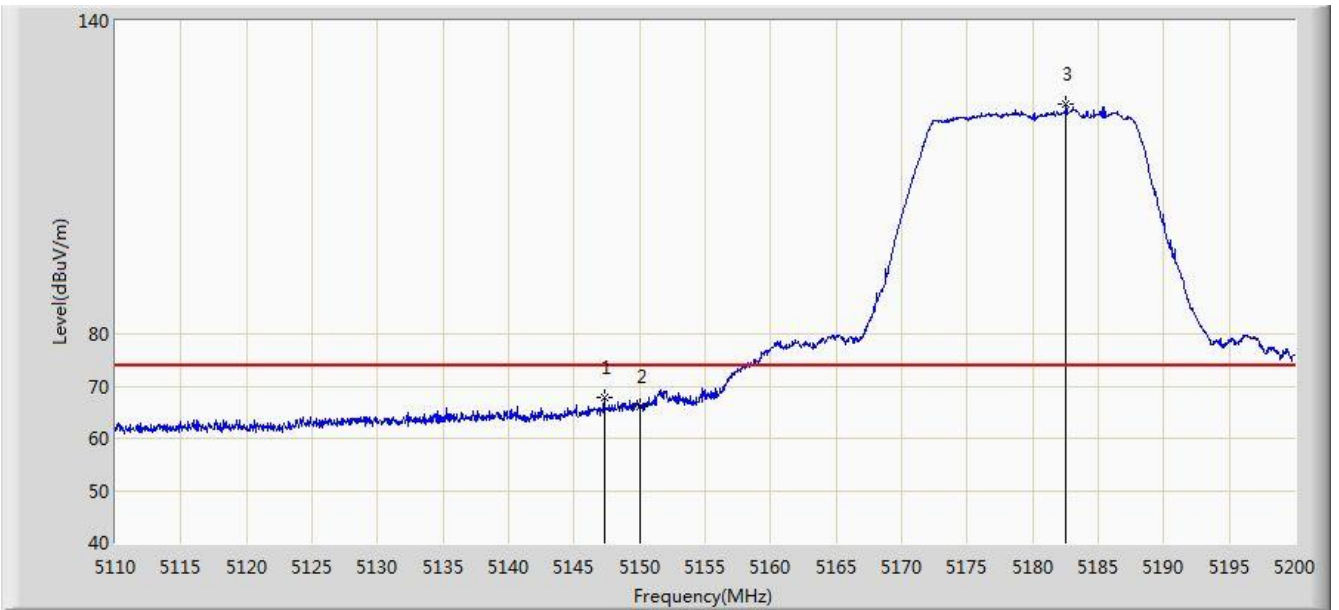


No	Flag	Mark	Frequency (MHz)	Measure Level (dBuV/m)	Reading Level (dBuV)	Margin (dB)	Limit (dBuV/m)	Factor (dB)	Type
1			5150.000	47.578	43.409	-6.422	54.000	4.170	AV
2		*	5179.210	82.848	78.776	N/A	N/A	4.072	AV

Note: Measure Level (dB μ V/m) = Reading Level (dB μ V) + Factor (dB)

Factor (dB) = Cable Loss (dB) + Antenna Factor (dB/m) - Pre_Amplifier Gain (dB)

Site: AC1	Time: 2016/11/17 - 10:00
Limit: FCC_Part15.209_RE(3m)	Engineer: Kevin Ke
Probe: BBHA9120D_1GHz_18GHz	Polarity: Vertical
EUT: US WI-FI AP 4X4 OD ext. antenna	Power: DC 54V
Test Mode: Transmit by 802.11a at Channel 5180MHz Ant 1	

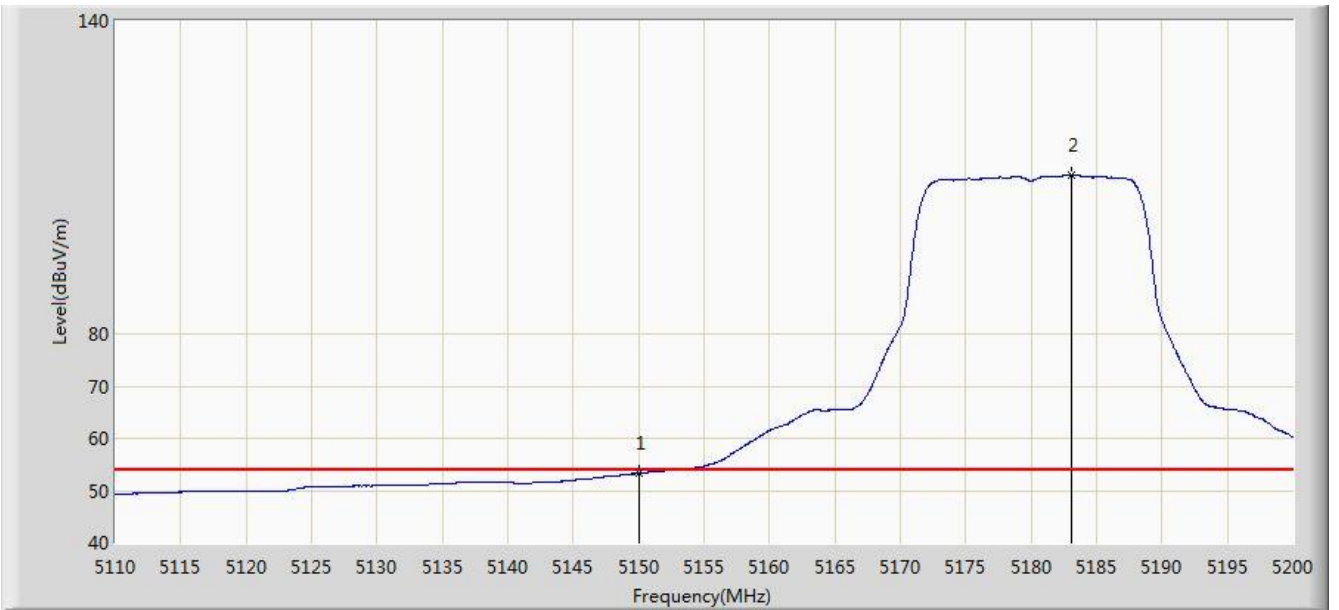


No	Flag	Mark	Frequency (MHz)	Measure Level (dBuV/m)	Reading Level (dBuV)	Margin (dB)	Limit (dBuV/m)	Factor (dB)	Type
1			5147.305	67.784	63.608	-6.216	74.000	4.176	PK
2			5150.000	66.051	61.882	-7.949	74.000	4.170	PK
3		*	5182.540	124.094	120.034	N/A	N/A	4.060	PK

Note: Measure Level (dB μ V/m) = Reading Level (dB μ V) + Factor (dB)

Factor (dB) = Cable Loss (dB) + Antenna Factor (dB/m) - Pre_Amplifier Gain (dB)

Site: AC1	Time: 2016/11/17 - 09:59
Limit: FCC_Part15.209_RE(3m)	Engineer: Kevin Ke
Probe: BBHA9120D_1GHz_18GHz	Polarity: Vertical
EUT: US WI-FI AP 4X4 OD ext. antenna	Power: DC 54V
Test Mode: Transmit by 802.11a at Channel 5180MHz Ant 1	

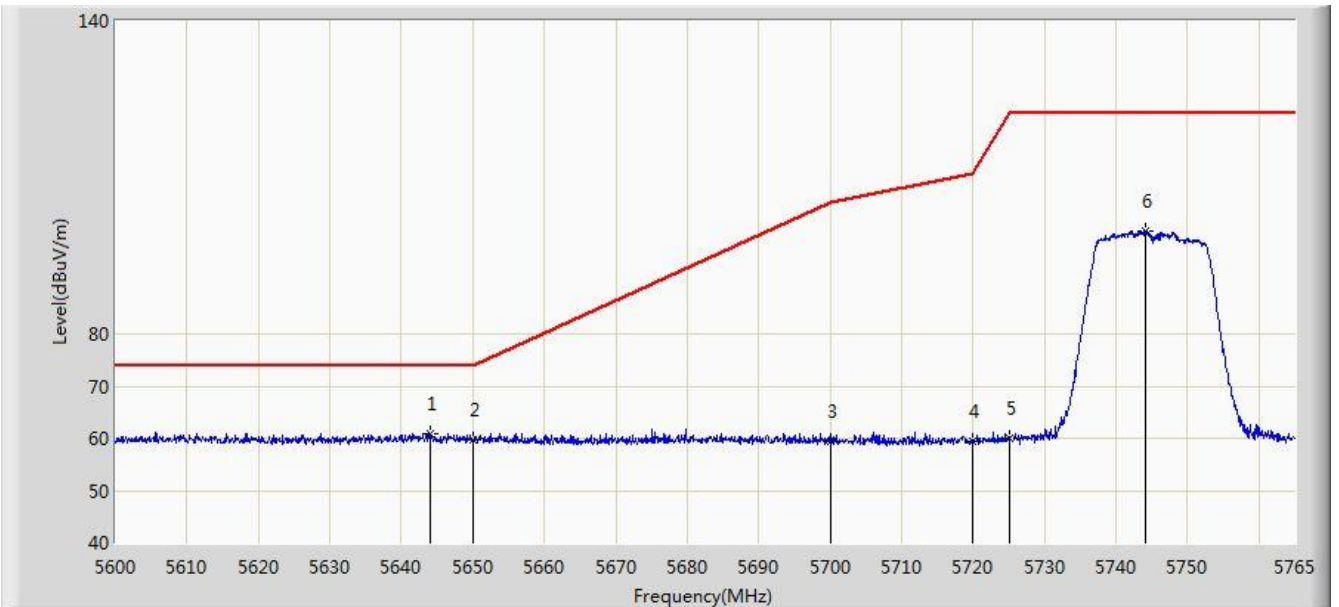


No	Flag	Mark	Frequency (MHz)	Measure Level (dBuV/m)	Reading Level (dBuV)	Margin (dB)	Limit (dBuV/m)	Factor (dB)	Type
1			5150.000	53.347	49.178	-0.653	54.000	4.170	AV
2	X	*	5183.080	110.439	106.381	N/A	N/A	4.057	AV

Note: Measure Level (dBμV/m) = Reading Level (dBμV) + Factor (dB)

Factor (dB) = Cable Loss (dB) + Antenna Factor (dB/m) - Pre_Amplifier Gain (dB)

Site: AC1	Time: 2016/11/17 - 10:35
Limit: FCC_Part15.407_RE(3m)	Engineer: Kevin Ke
Probe: BBHA9120D_1GHz_18GHz	Polarity: Horizontal
EUT: US WI-FI AP 4X4 OD ext. antenna	Power: DC 54V
Test Mode: Transmit by 802.11a at Channel 5745MHz Ant 1	

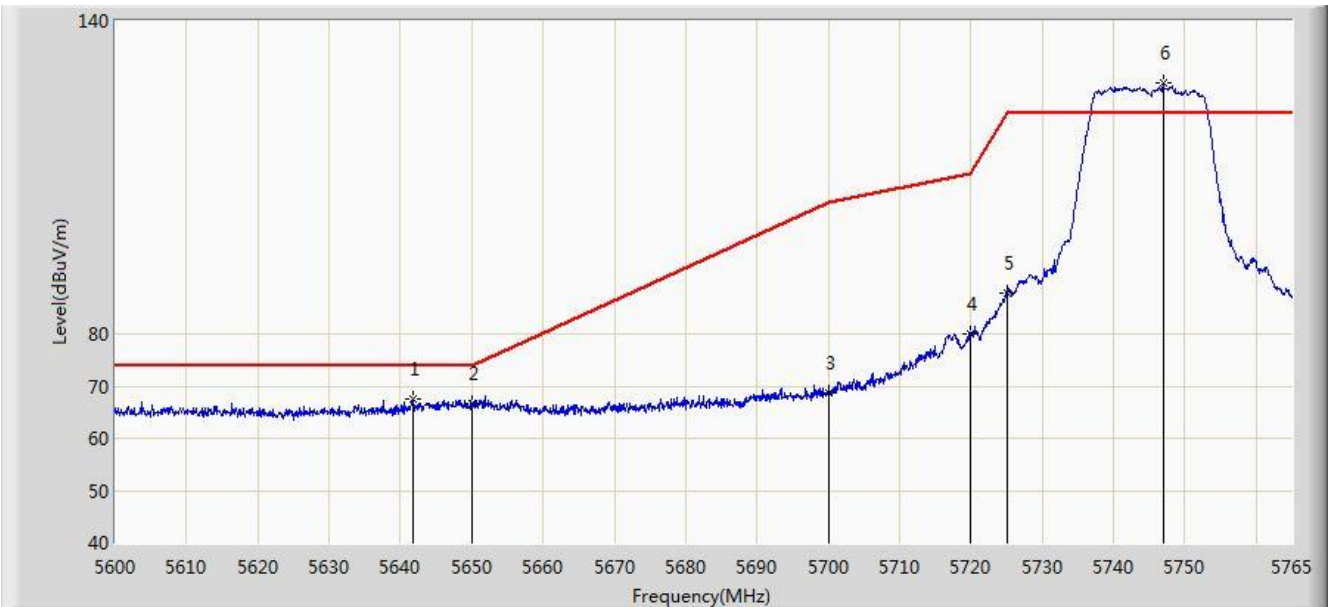


No	Flag	Mark	Frequency (MHz)	Measure Level (dBuV/m)	Reading Level (dBuV)	Margin (dB)	Limit (dBuV/m)	Factor (dB)	Type
1		*	5644.055	60.857	56.206	-13.143	74.000	4.651	PK
2			5650.000	59.681	55.010	-14.319	74.000	4.671	PK
3			5700.000	59.284	54.406	-45.916	105.200	4.878	PK
4			5720.000	59.482	54.485	-51.318	110.800	4.997	PK
5			5725.000	59.894	54.865	-62.306	122.200	5.029	PK
6			5744.127	99.729	94.579	N/A	N/A	5.151	PK

Note: Measure Level (dBuV/m) = Reading Level (dBuV) + Factor (dB)

Factor (dB) = Cable Loss (dB) + Antenna Factor (dB/m) - Pre_Amplifier Gain (dB)

Site: AC1	Time: 2016/11/17 - 10:38
Limit: FCC_Part15.407_RE(3m)	Engineer: Kevin Ke
Probe: BBHA9120D_1GHz_18GHz	Polarity: Vertical
EUT: US WI-FI AP 4X4 OD ext. antenna	Power: DC 54V
Test Mode: Transmit by 802.11a at Channel 5745MHz Ant 1	

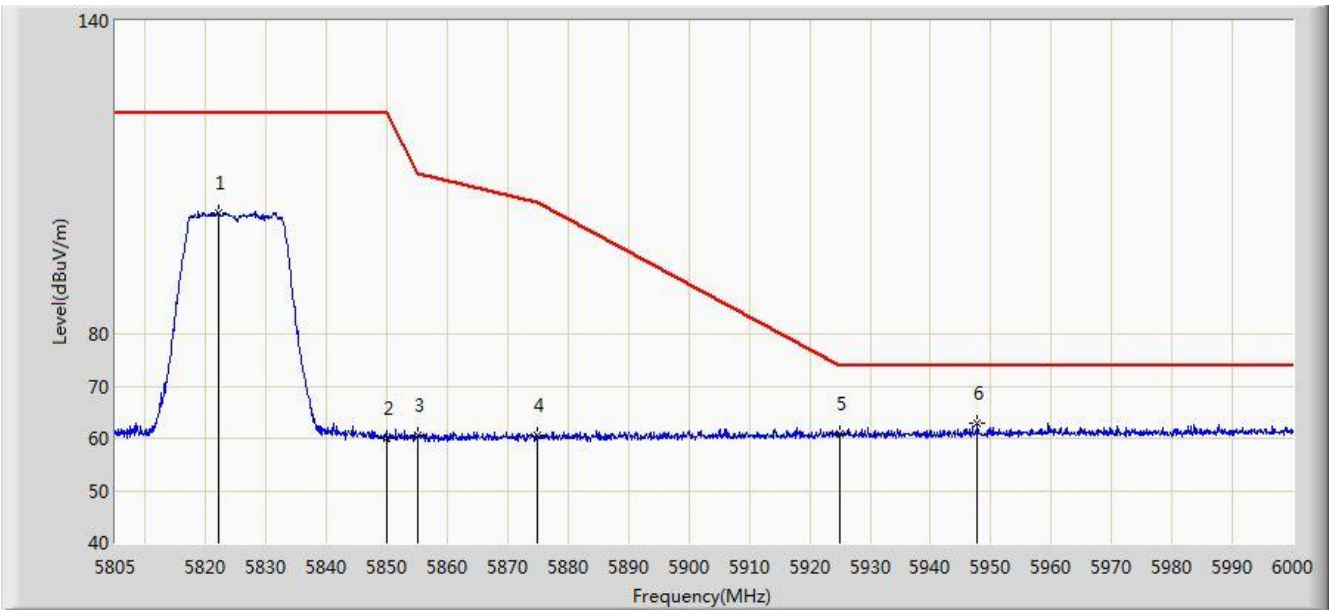


No	Flag	Mark	Frequency (MHz)	Measure Level (dBuV/m)	Reading Level (dBuV)	Margin (dB)	Limit (dBuV/m)	Factor (dB)	Type
1			5641.745	67.563	62.919	-6.437	74.000	4.643	PK
2			5650.000	66.760	62.089	-7.240	74.000	4.671	PK
3			5700.000	68.796	63.918	-36.404	105.200	4.878	PK
4			5720.000	80.046	75.049	-30.754	110.800	4.997	PK
5			5725.000	87.964	82.935	-34.236	122.200	5.029	PK
6		*	5746.933	128.136	122.970	N/A	N/A	5.166	PK

Note: Measure Level (dBuV/m) = Reading Level (dBuV) + Factor (dB)

Factor (dB) = Cable Loss (dB) + Antenna Factor (dB/m) - Pre_Amplifier Gain (dB)

Site: AC1	Time: 2016/11/17 - 10:41
Limit: FCC_Part15.407_RE(3m)	Engineer: Kevin Ke
Probe: BBHA9120D_1GHz_18GHz	Polarity: Horizontal
EUT: US WI-FI AP 4X4 OD ext. antenna	Power: DC 54V
Test Mode: Transmit by 802.11a at Channel 5825MHz Ant 1	

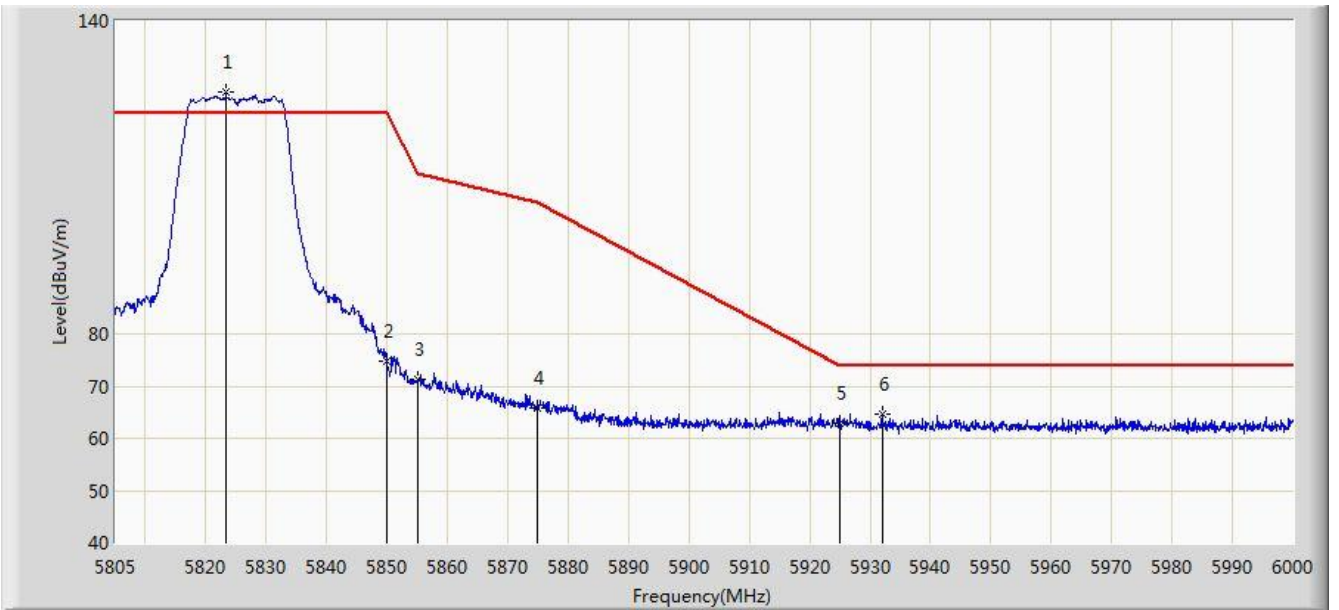


No	Flag	Mark	Frequency (MHz)	Measure Level (dBuV/m)	Reading Level (dBuV)	Margin (dB)	Limit (dBuV/m)	Factor (dB)	Type
1			5822.062	103.122	97.551	N/A	N/A	5.571	PK
2			5850.000	60.134	54.408	-62.066	122.200	5.726	PK
3			5855.000	60.491	54.745	-50.309	110.800	5.746	PK
4			5875.000	60.618	54.798	-44.582	105.200	5.820	PK
5			5925.000	60.790	54.824	-13.210	74.000	5.967	PK
6		*	5947.740	62.839	56.817	-11.161	74.000	6.021	PK

Note: Measure Level (dBuV/m) = Reading Level (dBuV) + Factor (dB)

Factor (dB) = Cable Loss (dB) + Antenna Factor (dB/m) - Pre_Amplifier Gain (dB)

Site: AC1	Time: 2016/11/17 - 10:46
Limit: FCC_Part15.407_RE(3m)	Engineer: Kevin Ke
Probe: BBHA9120D_1GHz_18GHz	Polarity: Vertical
EUT: US WI-FI AP 4X4 OD ext. antenna	Power: DC 54V
Test Mode: Transmit by 802.11a at Channel 5825MHz Ant 1	

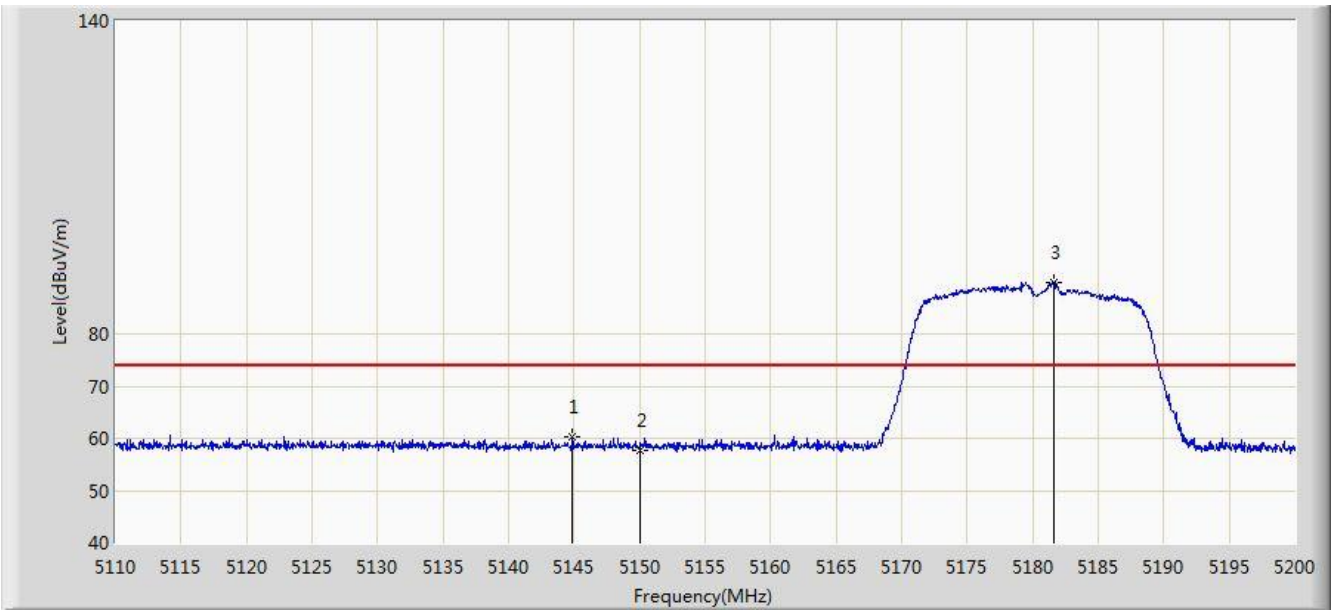


No	Flag	Mark	Frequency (MHz)	Measure Level (dBuV/m)	Reading Level (dBuV)	Margin (dB)	Limit (dBuV/m)	Factor (dB)	Type
1		*	5823.330	126.262	120.684	N/A	N/A	5.578	PK
2			5850.000	74.803	69.077	-47.397	122.200	5.726	PK
3			5855.000	71.246	65.500	-39.554	110.800	5.746	PK
4			5875.000	65.659	59.839	-39.541	105.200	5.820	PK
5			5925.000	62.954	56.988	-11.046	74.000	5.967	PK
6			5932.042	64.614	58.630	-9.386	74.000	5.984	PK

Note: Measure Level (dBuV/m) = Reading Level (dBuV) + Factor (dB)

Factor (dB) = Cable Loss (dB) + Antenna Factor (dB/m) - Pre_Amplifier Gain (dB)

Site: AC1	Time: 2016/11/05 - 15:53
Limit: FCC_Part15.209_RE(3m)	Engineer: Kevin Ke
Probe: BBHA9120D_1GHz_18GHz	Polarity: Horizontal
EUT: US WI-FI AP 4X4 OD ext. antenna	Power: DC 54V
Test Mode: Transmit by 802.11n-HT20 at Channel 5180MHz Ant 1	

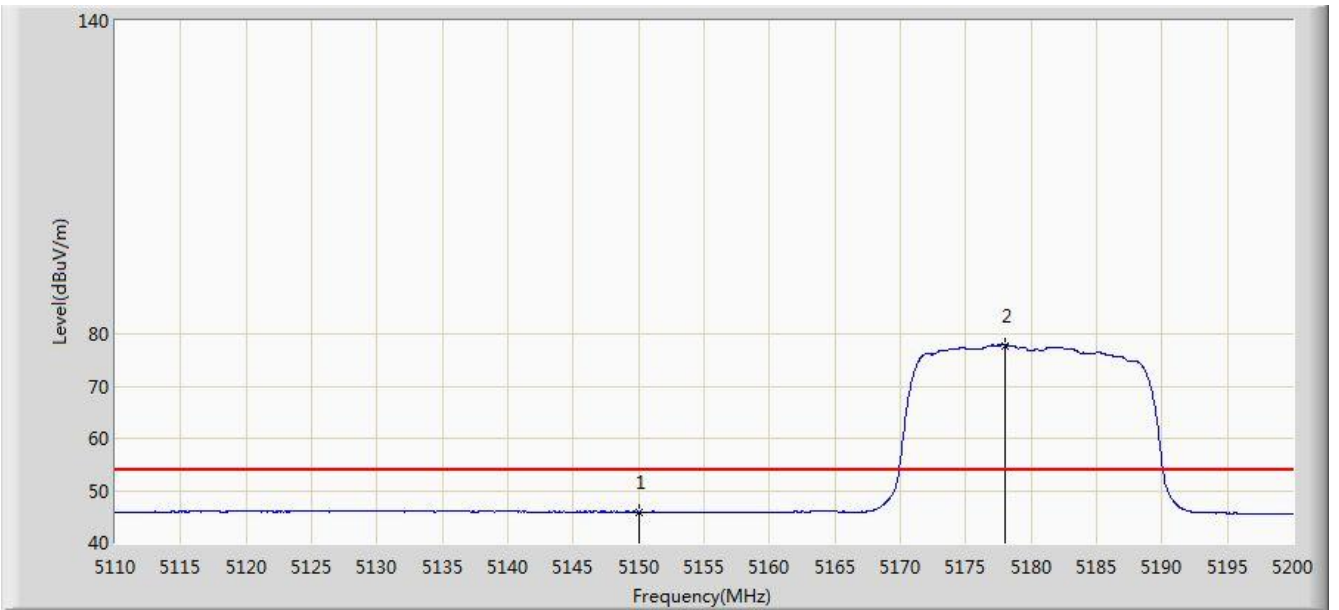


No	Flag	Mark	Frequency (MHz)	Measure Level (dBuV/m)	Reading Level (dBuV)	Margin (dB)	Limit (dBuV/m)	Factor (dB)	Type
1			5144.875	60.392	56.216	-13.608	74.000	4.175	PK
2			5150.000	57.782	53.613	-16.218	74.000	4.170	PK
3		*	5181.595	89.829	85.766	N/A	N/A	4.063	PK

Note: Measure Level (dB μ V/m) = Reading Level (dB μ V) + Factor (dB)

Factor (dB) = Cable Loss (dB) + Antenna Factor (dB/m) - Pre_Amplifier Gain (dB)

Site: AC1	Time: 2016/11/05 - 15:54
Limit: FCC_Part15.209_RE(3m)	Engineer: Kevin Ke
Probe: BBHA9120D_1GHz_18GHz	Polarity: Horizontal
EUT: US WI-FI AP 4X4 OD ext. antenna	Power: DC 54V
Test Mode: Transmit by 802.11n-HT20 at Channel 5180MHz Ant 1	

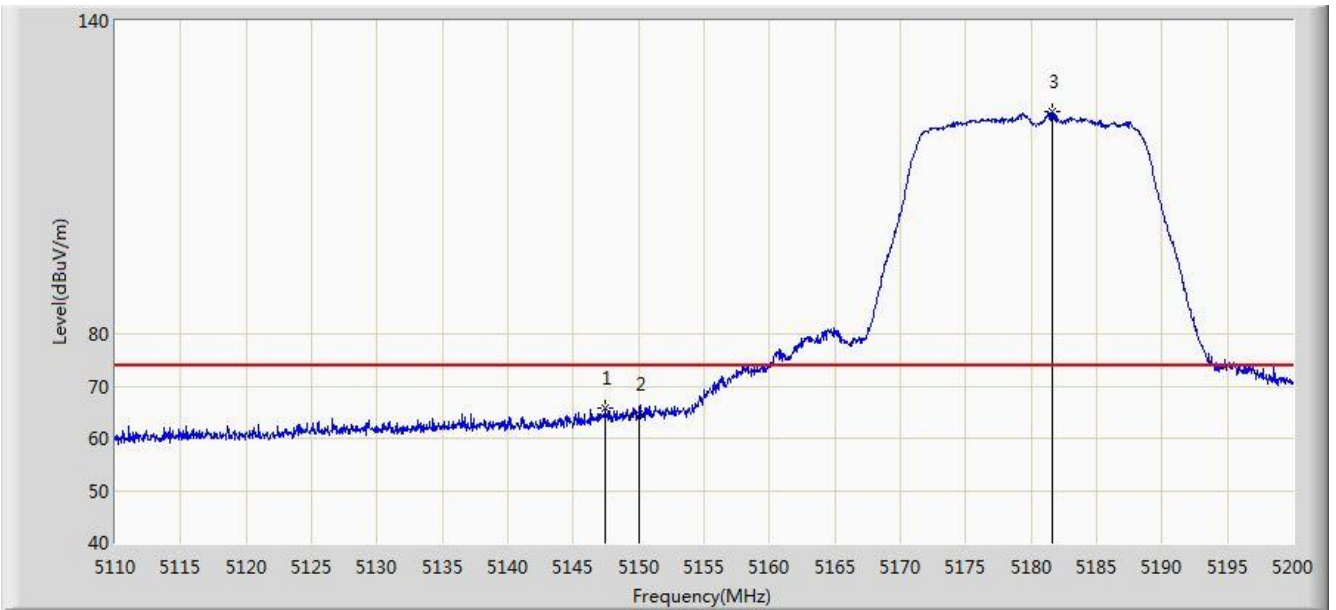


No	Flag	Mark	Frequency (MHz)	Measure Level (dBuV/m)	Reading Level (dBuV)	Margin (dB)	Limit (dBuV/m)	Factor (dB)	Type
1			5150.000	45.906	41.737	-8.094	54.000	4.170	AV
2		*	5177.995	77.823	73.747	N/A	N/A	4.077	AV

Note: Measure Level (dBμV/m) = Reading Level (dBμV) + Factor (dB)

Factor (dB) = Cable Loss (dB) + Antenna Factor (dB/m) - Pre_Amplifier Gain (dB)

Site: AC1	Time: 2016/11/05 - 15:52
Limit: FCC_Part15.209_RE(3m)	Engineer: Kevin Ke
Probe: BBHA9120D_1GHz_18GHz	Polarity: Vertical
EUT: US WI-FI AP 4X4 OD ext. antenna	Power: DC 54V
Test Mode: Transmit by 802.11n-HT20 at Channel 5180MHz Ant 1	

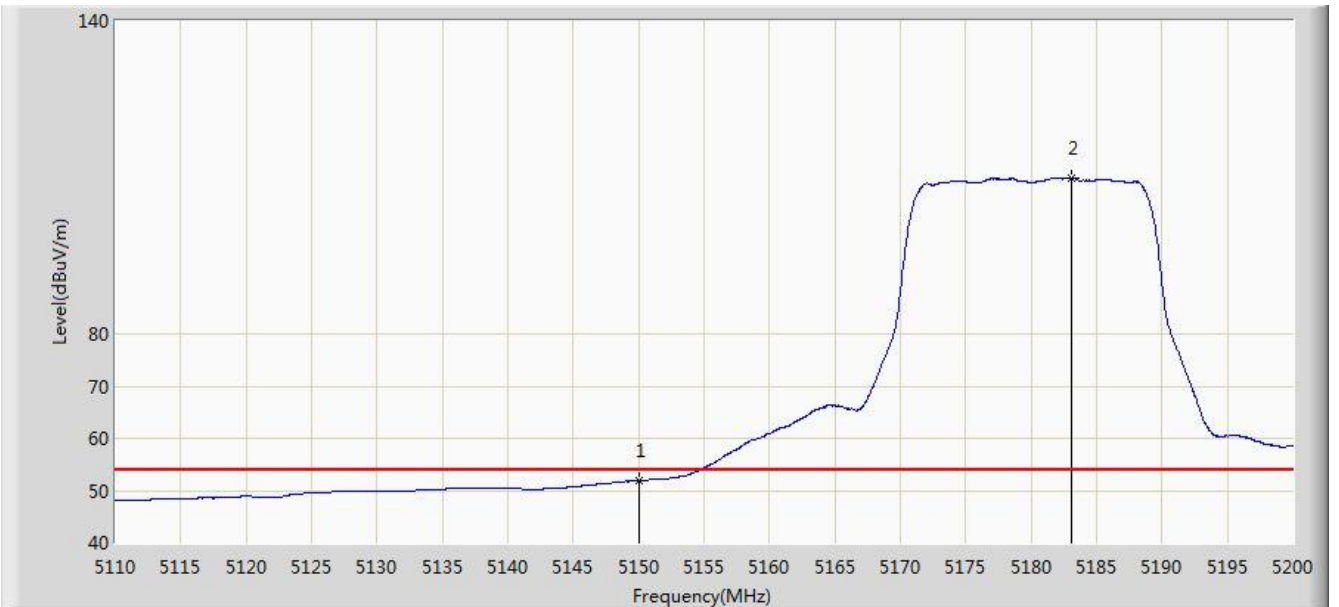


No	Flag	Mark	Frequency (MHz)	Measure Level (dBuV/m)	Reading Level (dBuV)	Margin (dB)	Limit (dBuV/m)	Factor (dB)	Type
1			5147.485	65.796	61.620	-8.204	74.000	4.176	PK
2			5150.000	64.645	60.476	-9.355	74.000	4.170	PK
3		*	5181.595	122.476	118.413	N/A	N/A	4.063	PK

Note: Measure Level (dBμV/m) = Reading Level (dBμV) + Factor (dB)

Factor (dB) = Cable Loss (dB) + Antenna Factor (dB/m) - Pre_Amplifier Gain (dB)

Site: AC1	Time: 2016/11/05 - 15:51
Limit: FCC_Part15.209_RE(3m)	Engineer: Kevin Ke
Probe: BBHA9120D_1-18GHz	Polarity: Vertical
EUT: US WI-FI AP 4X4 OD ext. antenna	Power: DC 54V
Test Mode: Transmit by 802.11n-HT20 at Channel 5180MHz Ant 1	

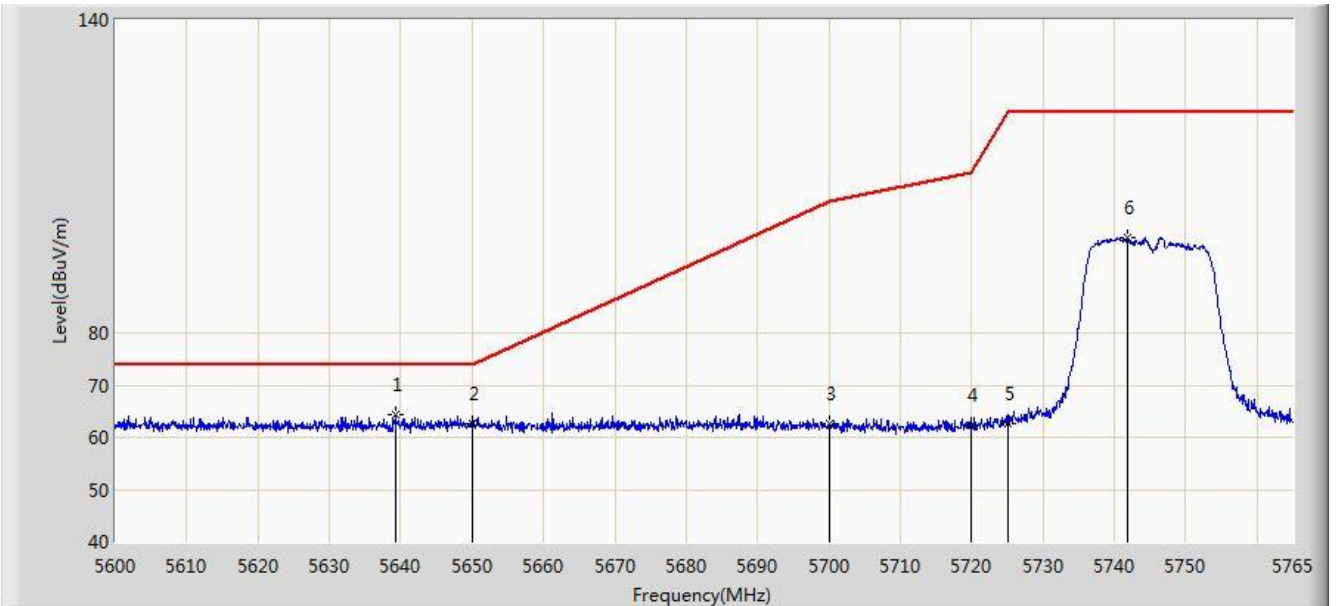


No	Flag	Mark	Frequency (MHz)	Measure Level (dBuV/m)	Reading Level (dBuV)	Margin (dB)	Limit (dBuV/m)	Factor (dB)	Type
1			5150.000	51.929	47.760	-2.071	54.000	4.170	AV
2		*	5183.035	109.910	105.852	N/A	N/A	4.057	AV

Note: Measure Level (dB μ V/m) = Reading Level (dB μ V) + Factor (dB)

Factor (dB) = Cable Loss (dB) + Antenna Factor (dB/m) - Pre_Amplifier Gain (dB)

Site: AC1	Time: 2016/11/05 - 16:16
Limit: FCC_Part15.407_RE(3m)	Engineer: Kevin Ke
Probe: BBHA9120D_1GHz_18GHz	Polarity: Horizontal
EUT: US WI-FI AP 4X4 OD ext. antenna	Power: DC 54V
Test Mode: Transmit by 802.11n-HT20 at Channel 5745MHz Ant 1	

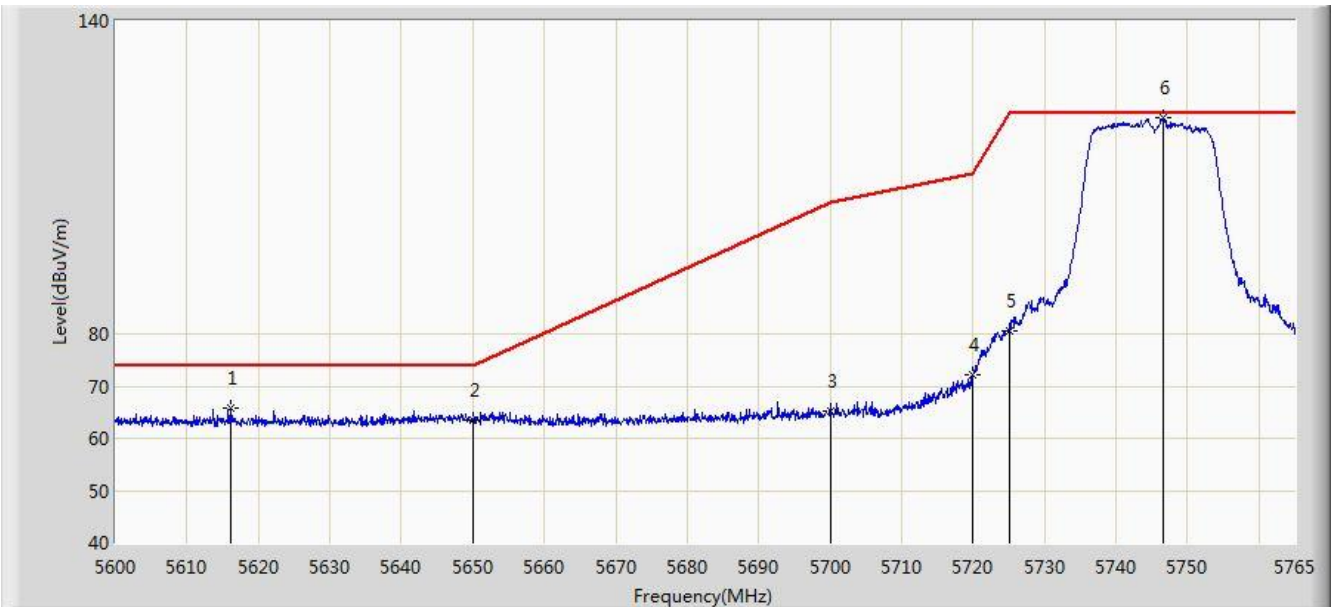


No	Flag	Mark	Frequency (MHz)	Measure Level (dBuV/m)	Reading Level (dBuV)	Margin (dB)	Limit (dBuV/m)	Factor (dB)	Type
1		*	5639.270	64.458	59.822	-9.542	74.000	4.635	PK
2			5650.000	62.595	57.924	-11.405	74.000	4.671	PK
3			5700.000	62.539	57.661	-42.661	105.200	4.878	PK
4			5720.000	62.425	57.428	-48.375	110.800	4.997	PK
5			5725.000	62.633	57.604	-59.567	122.200	5.029	PK
6			5741.900	98.400	93.263	N/A	N/A	5.137	PK

Note: Measure Level (dB μ V/m) = Reading Level (dB μ V) + Factor (dB)

Factor (dB) = Cable Loss (dB) + Antenna Factor (dB/m) - Pre_Amplifier Gain (dB)

Site: AC1	Time: 2016/11/05 - 16:17
Limit: FCC_Part15.407_RE(3m)	Engineer: Kevin Ke
Probe: BBHA9120D_1GHz_18GHz	Polarity: Vertical
EUT: US WI-FI AP 4X4 OD ext. antenna	Power: DC 54V
Test Mode: Transmit by 802.11n-HT20 at Channel 5745MHz Ant 1	

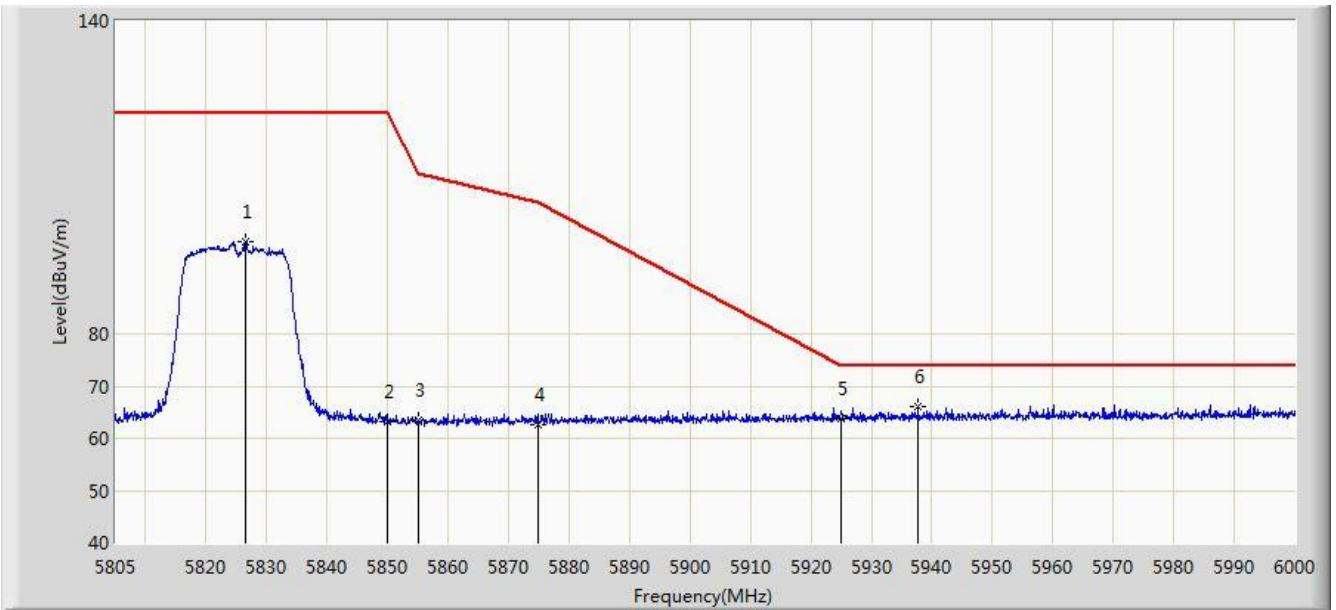


No	Flag	Mark	Frequency (MHz)	Measure Level (dBuV/m)	Reading Level (dBuV)	Margin (dB)	Limit (dBuV/m)	Factor (dB)	Type
1			5616.170	65.851	61.282	-8.149	74.000	4.569	PK
2			5650.000	63.553	58.882	-10.447	74.000	4.671	PK
3			5700.000	65.336	60.458	-39.864	105.200	4.878	PK
4			5720.000	72.203	67.206	-38.597	110.800	4.997	PK
5			5725.000	80.722	75.693	-41.478	122.200	5.029	PK
6		*	5746.520	121.444	116.280	N/A	N/A	5.163	PK

Note: Measure Level (dBuV/m) = Reading Level (dBuV) + Factor (dB)

Factor (dB) = Cable Loss (dB) + Antenna Factor (dB/m) - Pre_Amplifier Gain (dB)

Site: AC1	Time: 2016/11/05 - 16:18
Limit: FCC_Part15.407_RE(3m)	Engineer: Kevin Ke
Probe: BBHA9120D_1GHz_18GHz	Polarity: Horizontal
EUT: US WI-FI AP 4X4 OD ext. antenna	Power: DC 54V
Test Mode: Transmit by 802.11n-HT20 at Channel 5825MHz Ant 1	

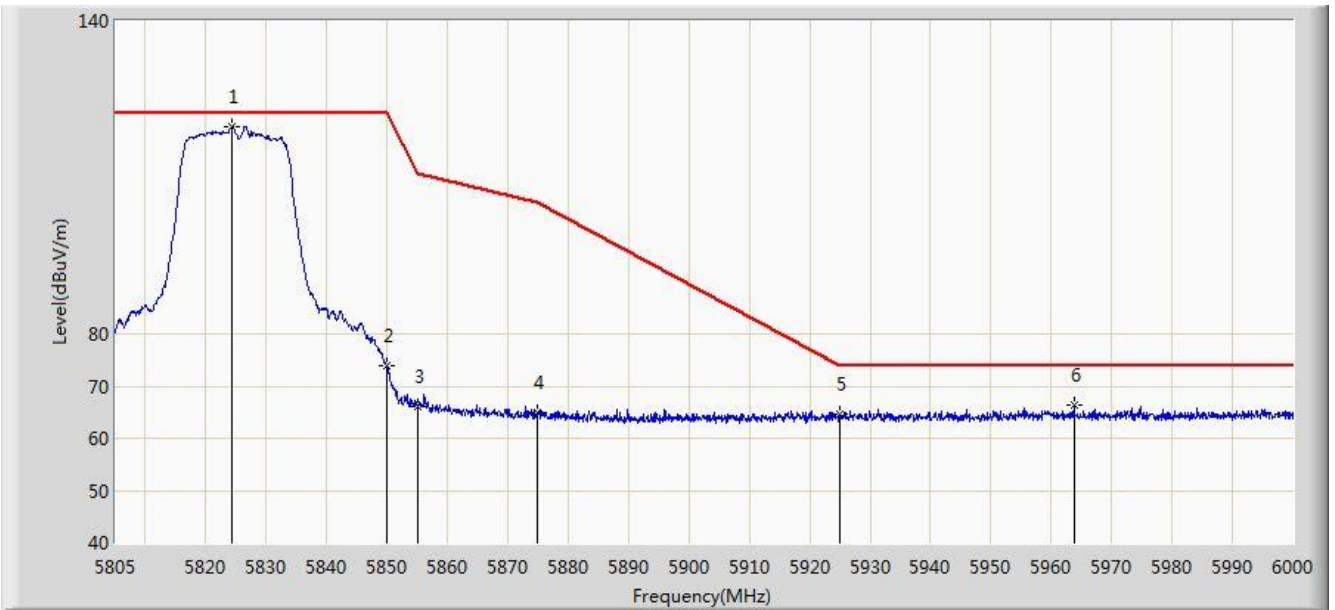


No	Flag	Mark	Frequency (MHz)	Measure Level (dBuV/m)	Reading Level (dBuV)	Margin (dB)	Limit (dBuV/m)	Factor (dB)	Type
1			5826.450	97.677	92.081	N/A	N/A	5.596	PK
2			5850.000	63.244	57.518	-58.956	122.200	5.726	PK
3			5855.000	63.382	57.636	-47.418	110.800	5.746	PK
4			5875.000	62.718	56.898	-42.482	105.200	5.820	PK
5			5925.000	63.699	57.733	-10.301	74.000	5.967	PK
6		*	5937.697	66.002	60.004	-7.998	74.000	5.998	PK

Note: Measure Level (dBuV/m) = Reading Level (dBuV) + Factor (dB)

Factor (dB) = Cable Loss (dB) + Antenna Factor (dB/m) - Pre_Amplifier Gain (dB)

Site: AC1	Time: 2016/11/05 - 16:19
Limit: FCC_Part15.407_RE(3m)	Engineer: Kevin Ke
Probe: BBHA9120D_1GHz_18GHz	Polarity: Vertical
EUT: US WI-FI AP 4X4 OD ext. antenna	Power: DC 54V
Test Mode: Transmit by 802.11n-HT20 at Channel 5825MHz Ant 1	

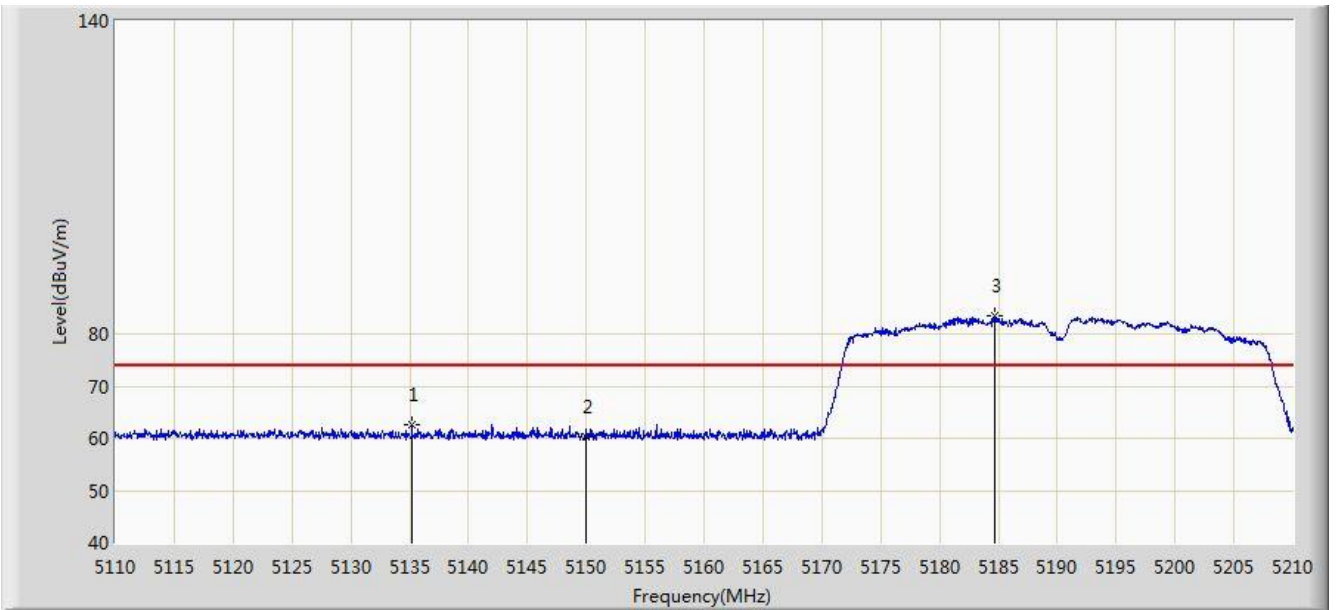


No	Flag	Mark	Frequency (MHz)	Measure Level (dBuV/m)	Reading Level (dBuV)	Margin (dB)	Limit (dBuV/m)	Factor (dB)	Type
1		*	5824.305	119.590	114.006	N/A	N/A	5.584	PK
2			5850.000	73.783	68.057	-48.417	122.200	5.726	PK
3			5855.000	66.221	60.475	-44.579	110.800	5.746	PK
4			5875.000	64.805	58.985	-40.395	105.200	5.820	PK
5			5925.000	64.545	58.579	-9.455	74.000	5.967	PK
6			5963.730	66.263	60.213	-7.737	74.000	6.050	PK

Note: Measure Level (dBuV/m) = Reading Level (dBuV) + Factor (dB)

Factor (dB) = Cable Loss (dB) + Antenna Factor (dB/m) - Pre_Amplifier Gain (dB)

Site: AC1	Time: 2016/11/05 - 16:26
Limit: FCC_Part15.209_RE(3m)	Engineer: Kevin Ke
Probe: BBHA9120D_1GHz_18GHz	Polarity: Horizontal
EUT: US WI-FI AP 4X4 OD ext. antenna	Power: DC 54V
Test Mode: Transmit by 802.11n-HT40 at Channel 5190MHz Ant 1	

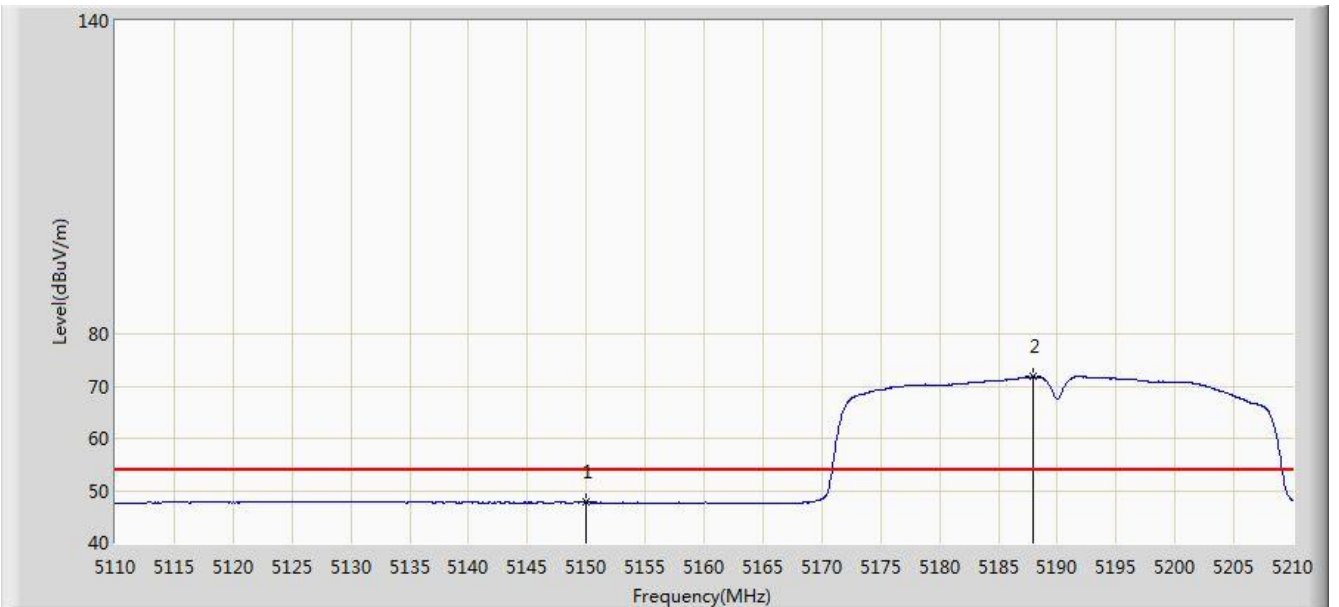


No	Flag	Mark	Frequency (MHz)	Measure Level (dBuV/m)	Reading Level (dBuV)	Margin (dB)	Limit (dBuV/m)	Factor (dB)	Type
1			5135.200	62.538	58.363	-11.462	74.000	4.175	PK
2			5150.000	60.151	55.982	-13.849	74.000	4.170	PK
3		*	5184.700	83.423	79.371	N/A	N/A	4.053	PK

Note: Measure Level (dB μ V/m) = Reading Level (dB μ V) + Factor (dB)

Factor (dB) = Cable Loss (dB) + Antenna Factor (dB/m) - Pre_Amplifier Gain (dB)

Site: AC1	Time: 2016/11/05 - 16:28
Limit: FCC_Part15.209_RE(3m)	Engineer: Kevin Ke
Probe: BBHA9120D_1GHz_18GHz	Polarity: Horizontal
EUT: US WI-FI AP 4X4 OD ext. antenna	Power: DC 54V
Test Mode: Transmit by 802.11n-HT40 at Channel 5190MHz Ant 1	

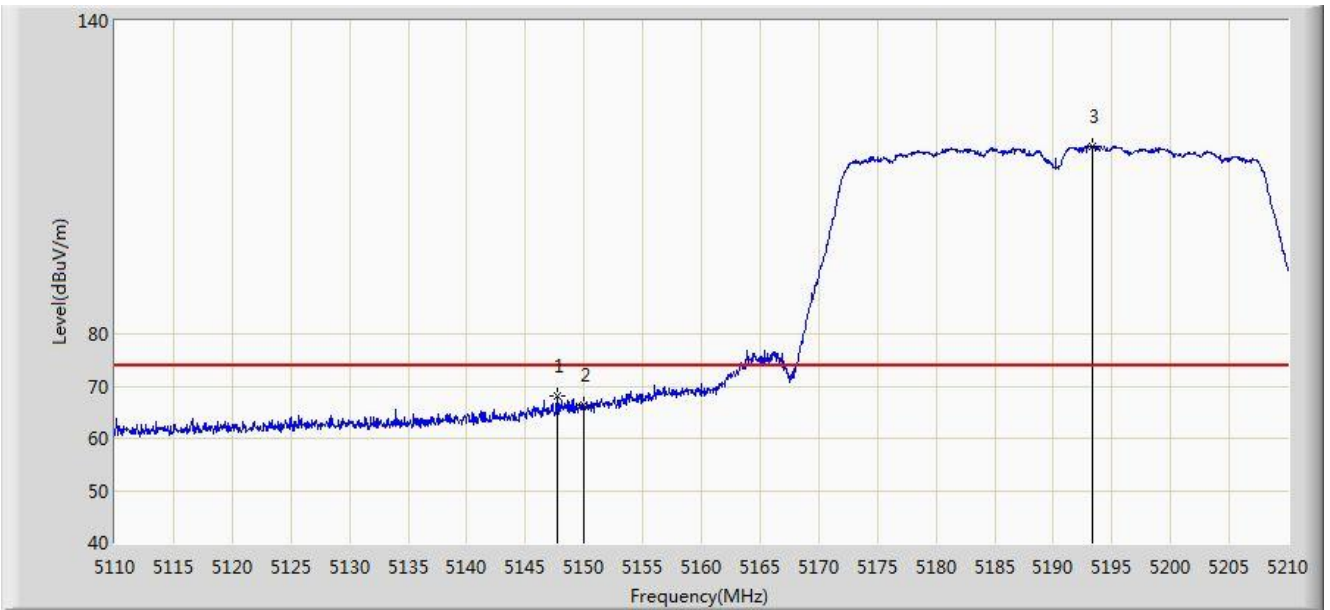


No	Flag	Mark	Frequency (MHz)	Measure Level (dBuV/m)	Reading Level (dBuV)	Margin (dB)	Limit (dBuV/m)	Factor (dB)	Type
1			5150.000	47.703	43.534	-6.297	54.000	4.170	AV
2		*	5188.000	71.807	67.766	N/A	N/A	4.041	AV

Note: Measure Level (dBμV/m) = Reading Level (dBμV) + Factor (dB)

Factor (dB) = Cable Loss (dB) + Antenna Factor (dB/m) - Pre_Amplifier Gain (dB)

Site: AC1	Time: 2016/11/05 - 16:25
Limit: FCC_Part15.209_RE(3m)	Engineer: Kevin Ke
Probe: BBHA9120D_1GHz_18GHz	Polarity: Vertical
EUT: US WI-FI AP 4X4 OD ext. antenna	Power: DC 54V
Test Mode: Transmit by 802.11n-HT40 at Channel 5190MHz Ant 1	

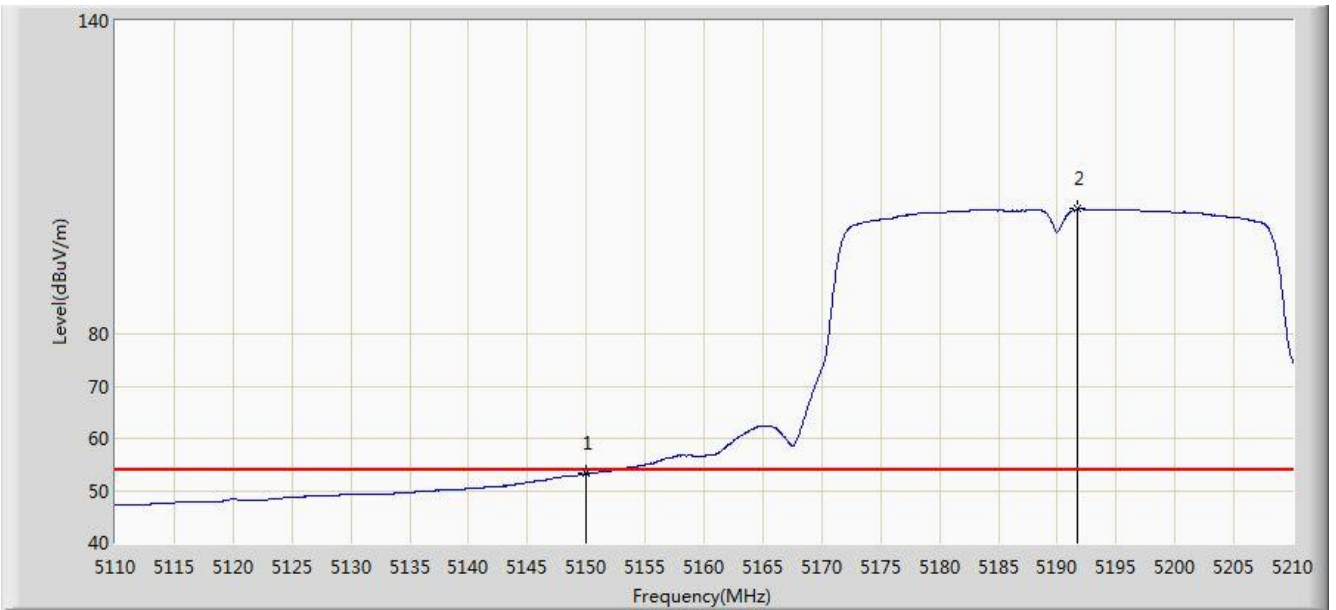


No	Flag	Mark	Frequency (MHz)	Measure Level (dBuV/m)	Reading Level (dBuV)	Margin (dB)	Limit (dBuV/m)	Factor (dB)	Type
1			5147.700	68.000	63.824	-6.000	74.000	4.176	PK
2			5150.000	66.251	62.082	-7.749	74.000	4.170	PK
3		*	5193.300	116.059	112.037	N/A	N/A	4.022	PK

Note: Measure Level (dBμV/m) = Reading Level (dBμV) + Factor (dB)

Factor (dB) = Cable Loss (dB) + Antenna Factor (dB/m) - Pre_Amplifier Gain (dB)

Site: AC1	Time: 2016/11/05 - 16:24
Limit: FCC_Part15.209_RE(3m)	Engineer: Kevin Ke
Probe: BBHA9120D_1GHz_18GHz	Polarity: Vertical
EUT: US WI-FI AP 4X4 OD ext. antenna	Power: DC 54V
Test Mode: Transmit by 802.11n-HT40 at Channel 5190MHz Ant 1	

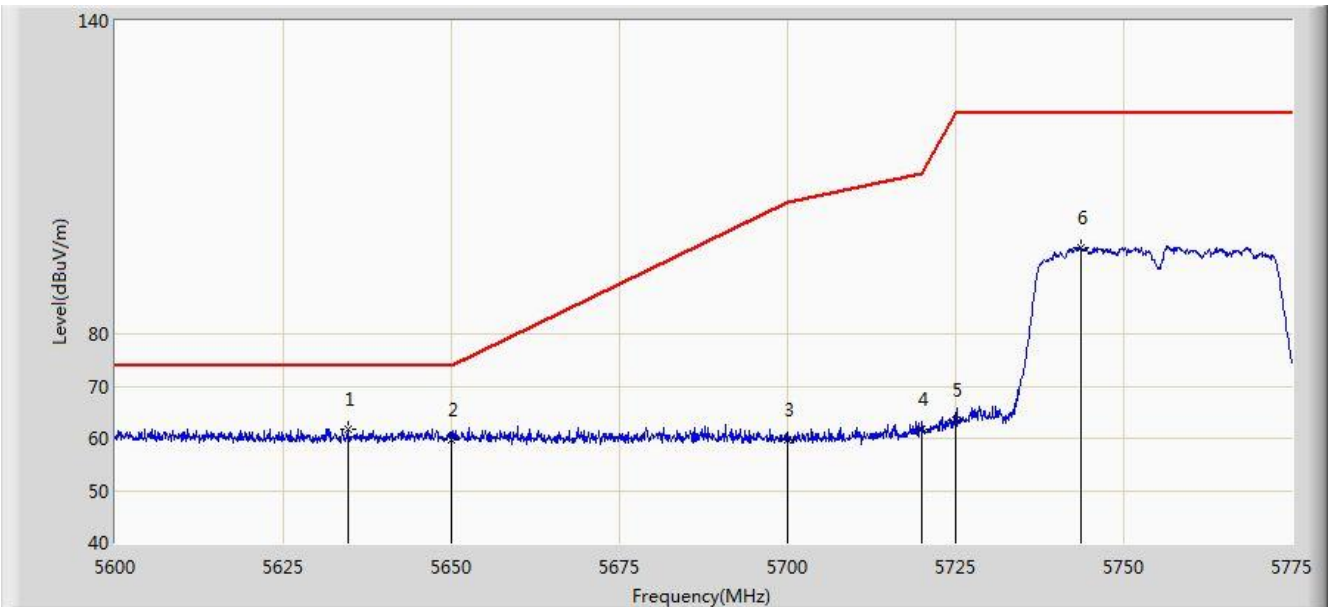


No	Flag	Mark	Frequency (MHz)	Measure Level (dBuV/m)	Reading Level (dBuV)	Margin (dB)	Limit (dBuV/m)	Factor (dB)	Type
1			5150.000	53.232	49.063	-0.768	54.000	4.170	AV
2		*	5191.750	103.956	99.929	N/A	N/A	4.027	AV

Note: Measure Level (dBμV/m) = Reading Level (dBμV) + Factor (dB)

Factor (dB) = Cable Loss (dB) + Antenna Factor (dB/m) - Pre_Amplifier Gain (dB)

Site: AC1	Time: 2016/11/05 - 16:52
Limit: FCC_Part15.407_RE(3m)	Engineer: Kevin Ke
Probe: BBHA9120D_1GHz_18GHz	Polarity: Horizontal
EUT: US WI-FI AP 4X4 OD ext. antenna	Power: DC 54V
Test Mode: Transmit by 802.11n-HT40 at Channel 5755MHz Ant 1	

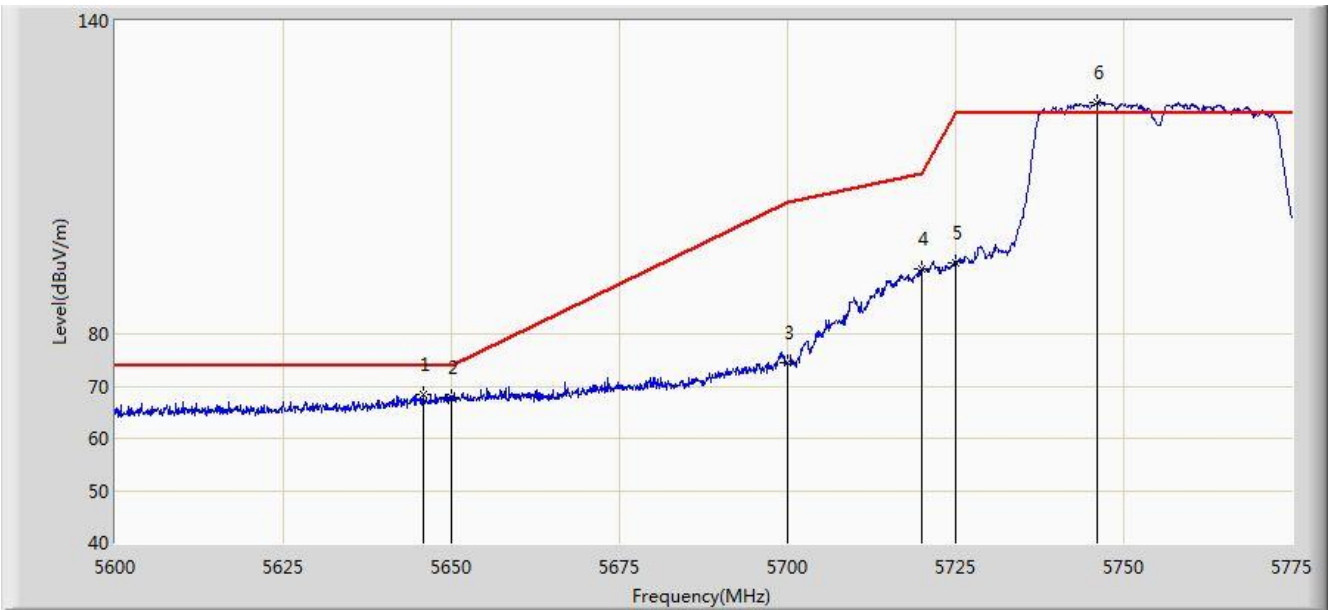


No	Flag	Mark	Frequency (MHz)	Measure Level (dBuV/m)	Reading Level (dBuV)	Margin (dB)	Limit (dBuV/m)	Factor (dB)	Type
1		*	5634.737	61.685	57.062	-12.315	74.000	4.623	PK
2			5650.000	59.803	55.132	-14.197	74.000	4.671	PK
3			5700.000	59.717	54.839	-45.483	105.200	4.878	PK
4			5720.000	61.824	56.827	-48.976	110.800	4.997	PK
5			5725.000	63.592	58.563	-58.608	122.200	5.029	PK
6			5743.675	96.462	91.315	N/A	N/A	5.147	PK

Note: Measure Level (dBuV/m) = Reading Level (dBuV) + Factor (dB)

Factor (dB) = Cable Loss (dB) + Antenna Factor (dB/m) - Pre_Amplifier Gain (dB)

Site: AC1	Time: 2016/11/05 - 16:53
Limit: FCC_Part15.407_RE(3m)	Engineer: Kevin Ke
Probe: BBHA9120D_1GHz_18GHz	Polarity: Vertical
EUT: US WI-FI AP 4X4 OD ext. antenna	Power: DC 54V
Test Mode: Transmit by 802.11n-HT40 at Channel 5755MHz Ant 1	

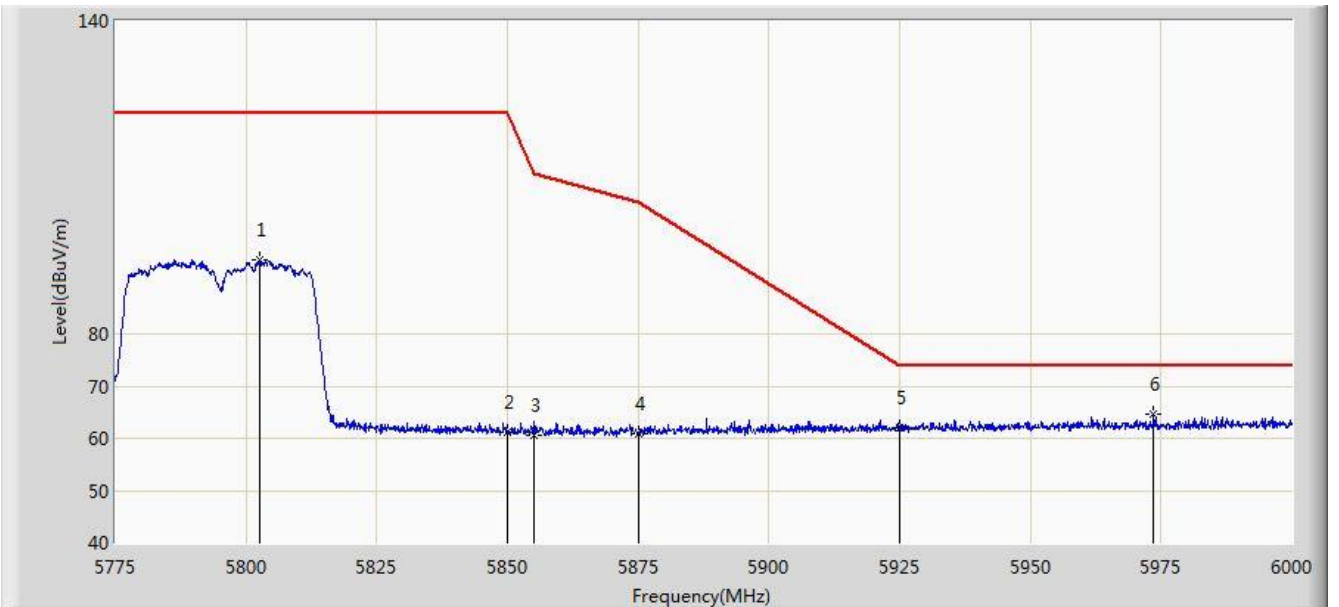


No	Flag	Mark	Frequency (MHz)	Measure Level (dBuV/m)	Reading Level (dBuV)	Margin (dB)	Limit (dBuV/m)	Factor (dB)	Type
1			5645.763	68.460	63.803	-5.540	74.000	4.657	PK
2			5650.000	67.776	63.105	-6.224	74.000	4.671	PK
3			5700.000	74.459	69.581	-30.741	105.200	4.878	PK
4			5720.000	92.500	87.503	-18.300	110.800	4.997	PK
5			5725.000	93.768	88.739	-28.432	122.200	5.029	PK
6		*	5746.038	124.436	119.275	N/A	N/A	5.161	PK

Note: Measure Level (dBuV/m) = Reading Level (dBuV) + Factor (dB)

Factor (dB) = Cable Loss (dB) + Antenna Factor (dB/m) - Pre_Amplifier Gain (dB)

Site: AC1	Time: 2016/11/05 - 16:55
Limit: FCC_Part15.407_RE(3m)	Engineer: Kevin Ke
Probe: BBHA9120D_1GHz_18GHz	Polarity: Horizontal
EUT: US WI-FI AP 4X4 OD ext. antenna	Power: DC 54V
Test Mode: Transmit by 802.11n-HT40 at Channel 5795MHz Ant 1	

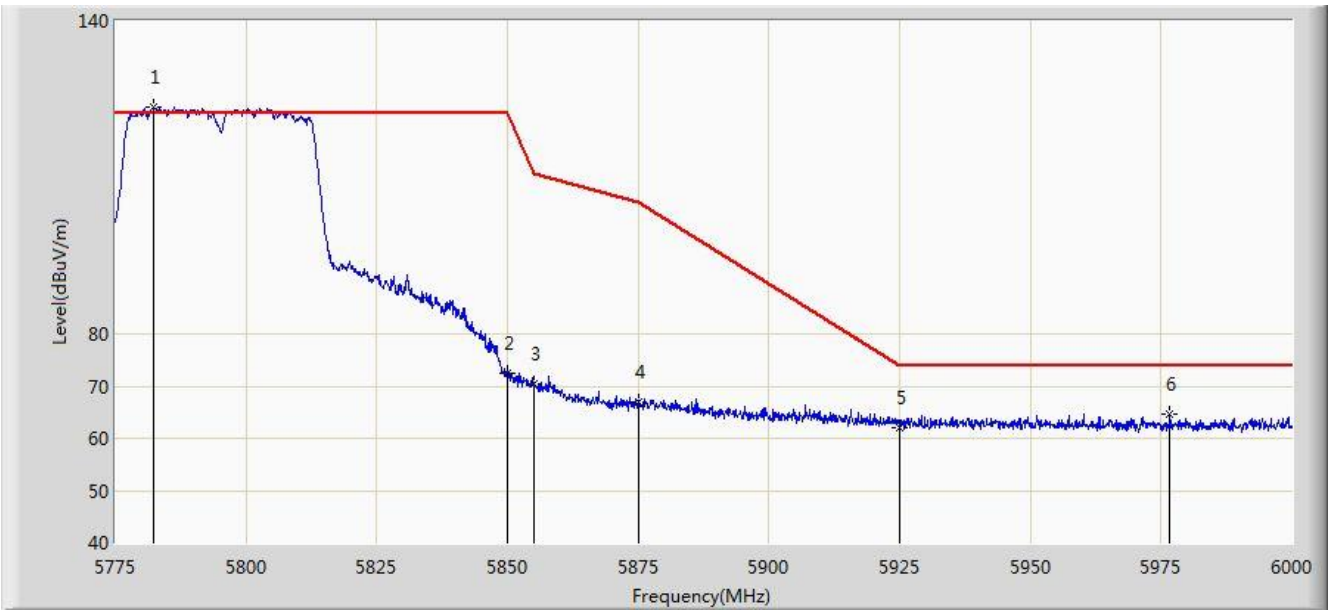


No	Flag	Mark	Frequency (MHz)	Measure Level (dBuV/m)	Reading Level (dBuV)	Margin (dB)	Limit (dBuV/m)	Factor (dB)	Type
1			5802.562	94.202	88.743	N/A	N/A	5.459	PK
2			5850.000	61.149	55.423	-61.051	122.200	5.726	PK
3			5855.000	60.608	54.862	-50.192	110.800	5.746	PK
4			5875.000	60.836	55.016	-44.364	105.200	5.820	PK
5			5925.000	62.115	56.149	-11.885	74.000	5.967	PK
6		*	5973.562	64.634	58.567	-9.366	74.000	6.067	PK

Note: Measure Level (dBuV/m) = Reading Level (dBuV) + Factor (dB)

Factor (dB) = Cable Loss (dB) + Antenna Factor (dB/m) - Pre_Amplifier Gain (dB)

Site: AC1	Time: 2016/11/05 - 16:55
Limit: FCC_Part15.407_RE(3m)	Engineer: Kevin Ke
Probe: BBHA9120D_1GHz_18GHz	Polarity: Vertical
EUT: US WI-FI AP 4X4 OD ext. antenna	Power: DC 54V
Test Mode: Transmit by 802.11n-HT40 at Channel 5795MHz Ant 1	

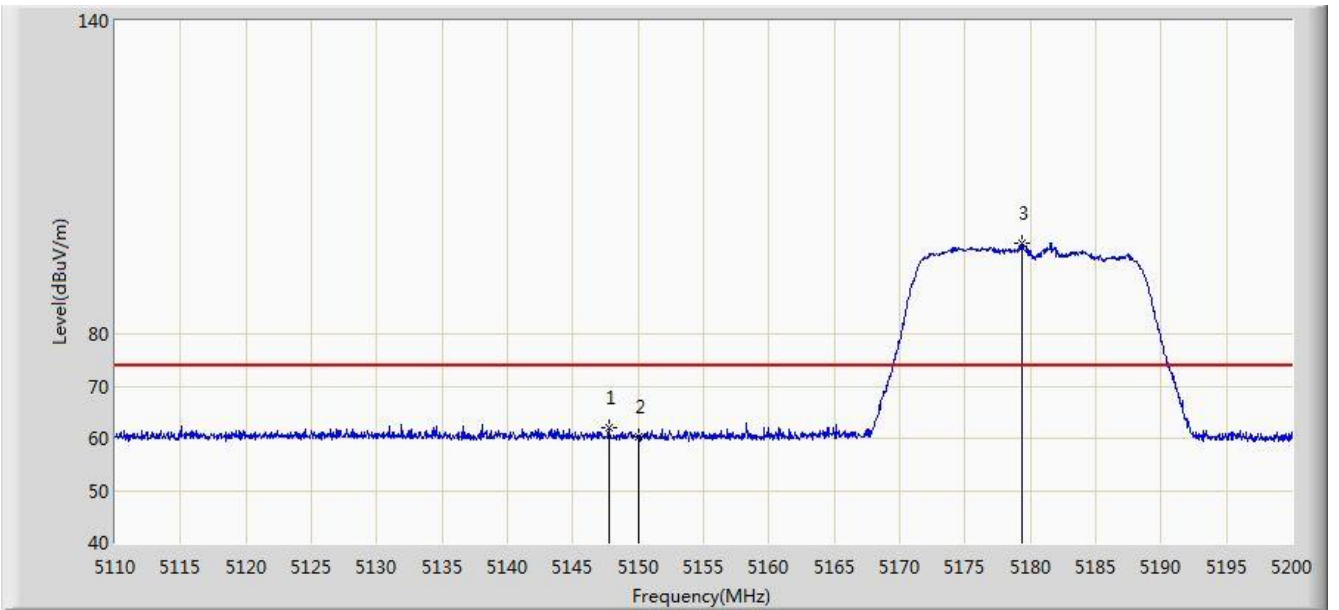


No	Flag	Mark	Frequency (MHz)	Measure Level (dBuV/m)	Reading Level (dBuV)	Margin (dB)	Limit (dBuV/m)	Factor (dB)	Type
1		*	5782.312	123.574	118.221	N/A	N/A	5.354	PK
2			5850.000	72.419	66.693	-49.781	122.200	5.726	PK
3			5855.000	70.561	64.815	-40.239	110.800	5.746	PK
4			5875.000	67.028	61.208	-38.172	105.200	5.820	PK
5			5925.000	62.060	56.094	-11.940	74.000	5.967	PK
6			5976.712	64.684	58.612	-9.316	74.000	6.073	PK

Note: Measure Level (dBuV/m) = Reading Level (dBuV) + Factor (dB)

Factor (dB) = Cable Loss (dB) + Antenna Factor (dB/m) - Pre_Amplifier Gain (dB)

Site: AC1	Time: 2016/11/05 - 17:02
Limit: FCC_Part15.209_RE(3m)	Engineer: Kevin Ke
Probe: BBHA9120D_1GHz_18GHz	Polarity: Horizontal
EUT: US WI-FI AP 4X4 OD ext. antenna	Power: DC 54V
Test Mode: Transmit by 802.11ac-VHT20 at Channel 5180MHz Ant 1	

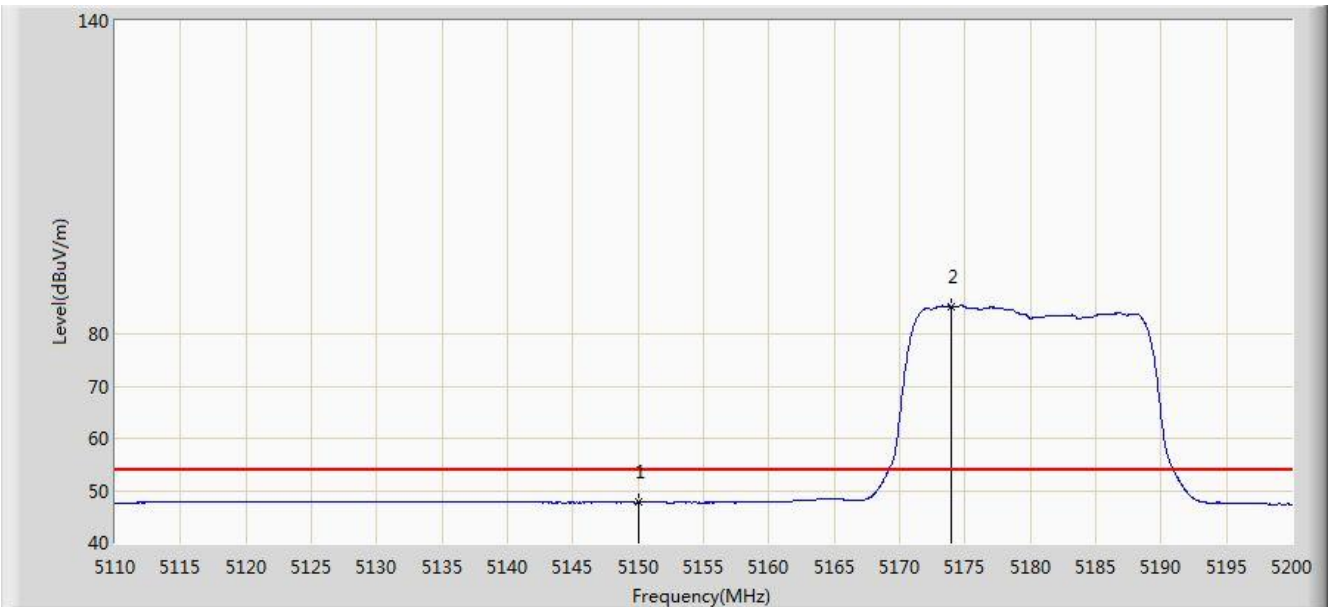


No	Flag	Mark	Frequency (MHz)	Measure Level (dBuV/m)	Reading Level (dBuV)	Margin (dB)	Limit (dBuV/m)	Factor (dB)	Type
1			5147.755	62.128	57.952	-11.872	74.000	4.176	PK
2			5150.000	60.278	56.109	-13.722	74.000	4.170	PK
3		*	5179.345	97.370	93.299	N/A	N/A	4.071	PK

Note: Measure Level (dBμV/m) = Reading Level (dBμV) + Factor (dB)

Factor (dB) = Cable Loss (dB) + Antenna Factor (dB/m) - Pre_Amplifier Gain (dB)

Site: AC1	Time: 2016/11/05 - 17:03
Limit: FCC_Part15.209_RE(3m)	Engineer: Kevin Ke
Probe: BBHA9120D_1GHz_18GHz	Polarity: Horizontal
EUT: US WI-FI AP 4X4 OD ext. antenna	Power: DC 54V
Test Mode: Transmit by 802.11ac-VHT20 at Channel 5180MHz Ant 1	

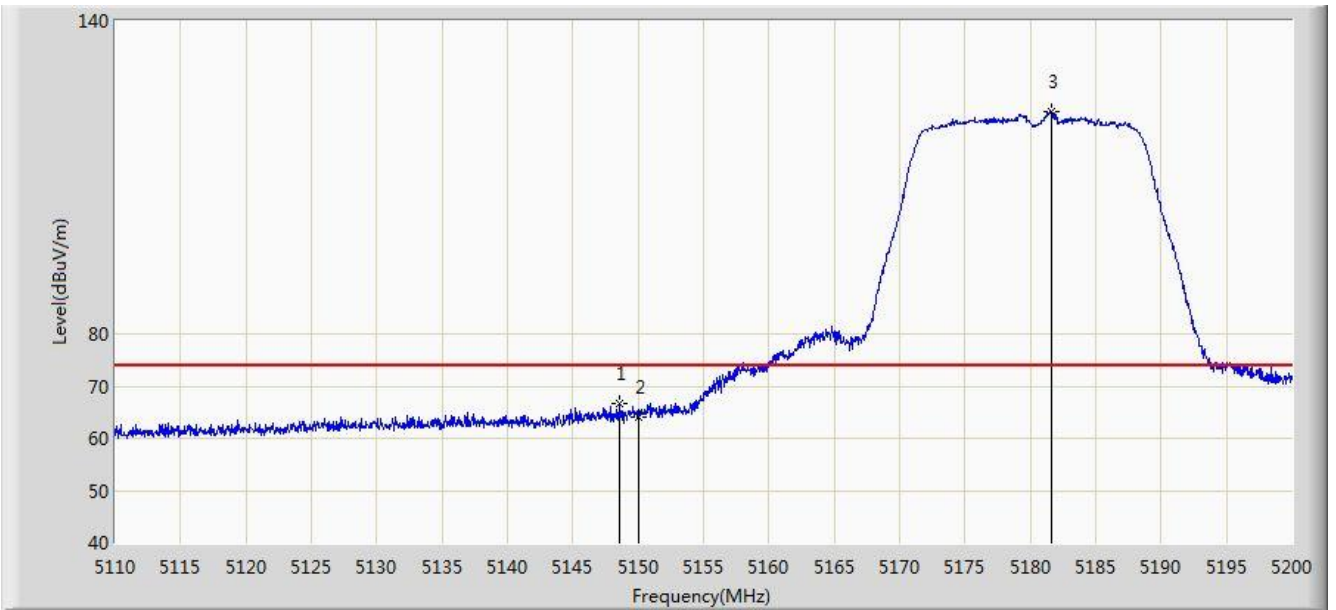


No	Flag	Mark	Frequency (MHz)	Measure Level (dBuV/m)	Reading Level (dBuV)	Margin (dB)	Limit (dBuV/m)	Factor (dB)	Type
1			5150.000	47.689	43.520	-6.311	54.000	4.170	AV
2		*	5173.900	85.310	81.220	N/A	N/A	4.091	AV

Note: Measure Level (dB μ V/m) = Reading Level (dB μ V) + Factor (dB)

Factor (dB) = Cable Loss (dB) + Antenna Factor (dB/m) - Pre_Amplifier Gain (dB)

Site: AC1	Time: 2016/11/05 - 17:01
Limit: FCC_Part15.209_RE(3m)	Engineer: Kevin Ke
Probe: BBHA9120D_1GHz_18GHz	Polarity: Vertical
EUT: US WI-FI AP 4X4 OD ext. antenna	Power: DC 54V
Test Mode: Transmit by 802.11ac-VHT20 at Channel 5180MHz Ant 1	

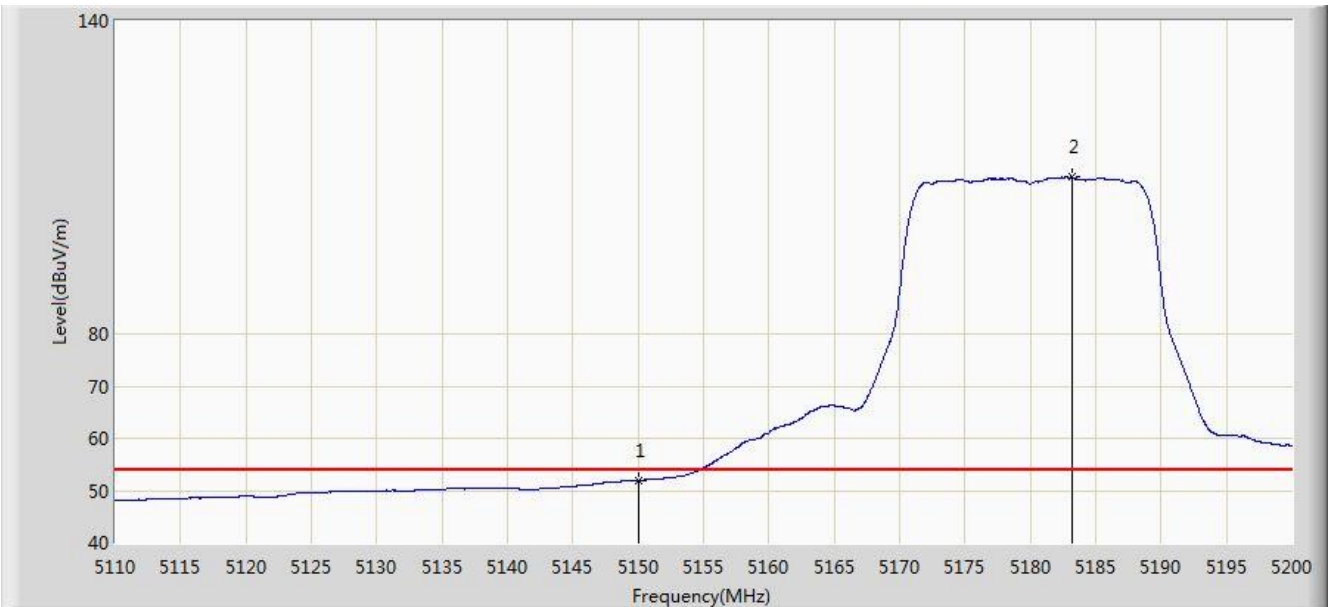


No	Flag	Mark	Frequency (MHz)	Measure Level (dBuV/m)	Reading Level (dBuV)	Margin (dB)	Limit (dBuV/m)	Factor (dB)	Type
1			5148.610	66.738	62.564	-7.262	74.000	4.174	PK
2			5150.000	64.194	60.025	-9.806	74.000	4.170	PK
3		*	5181.595	122.751	118.688	N/A	N/A	4.063	PK

Note: Measure Level (dB μ V/m) = Reading Level (dB μ V) + Factor (dB)

Factor (dB) = Cable Loss (dB) + Antenna Factor (dB/m) - Pre_Amplifier Gain (dB)

Site: AC1	Time: 2016/11/05 - 17:01
Limit: FCC_Part15.209_RE(3m)	Engineer: Kevin Ke
Probe: BBHA9120D_1GHz_18GHz	Polarity: Vertical
EUT: US WI-FI AP 4X4 OD ext. antenna	Power: DC 54V
Test Mode: Transmit by 802.11ac-VHT20 at Channel 5180MHz Ant 1	

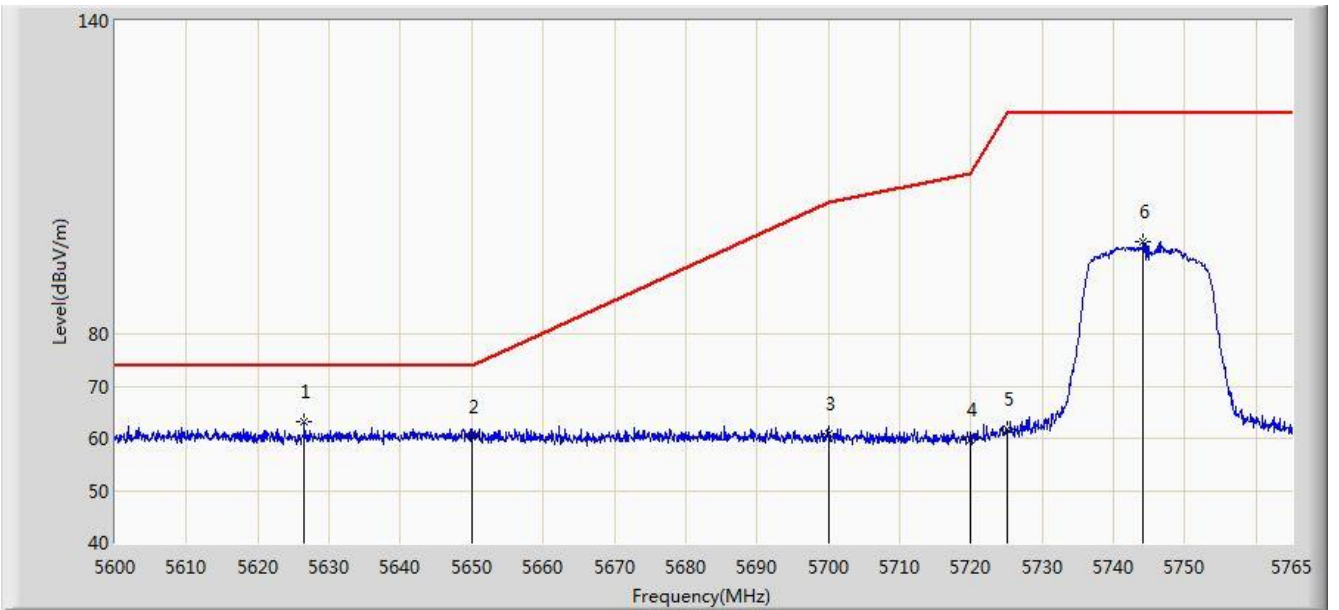


No	Flag	Mark	Frequency (MHz)	Measure Level (dBuV/m)	Reading Level (dBuV)	Margin (dB)	Limit (dBuV/m)	Factor (dB)	Type
1			5150.000	51.950	47.781	-2.050	54.000	4.170	AV
2	X	*	5183.170	110.044	105.986	N/A	N/A	4.057	AV

Note: Measure Level (dB μ V/m) = Reading Level (dB μ V) + Factor (dB)

Factor (dB) = Cable Loss (dB) + Antenna Factor (dB/m) - Pre_Amplifier Gain (dB)

Site: AC1	Time: 2016/11/05 - 17:20
Limit: FCC_Part15.407_RE(3m)	Engineer: Kevin Ke
Probe: BBHA9120D_1GHz_18GHz	Polarity: Horizontal
EUT: US WI-FI AP 4X4 OD ext. antenna	Power: DC 54V
Test Mode: Transmit by 802.11ac-VHT20 at Channel 5745MHz Ant 1	

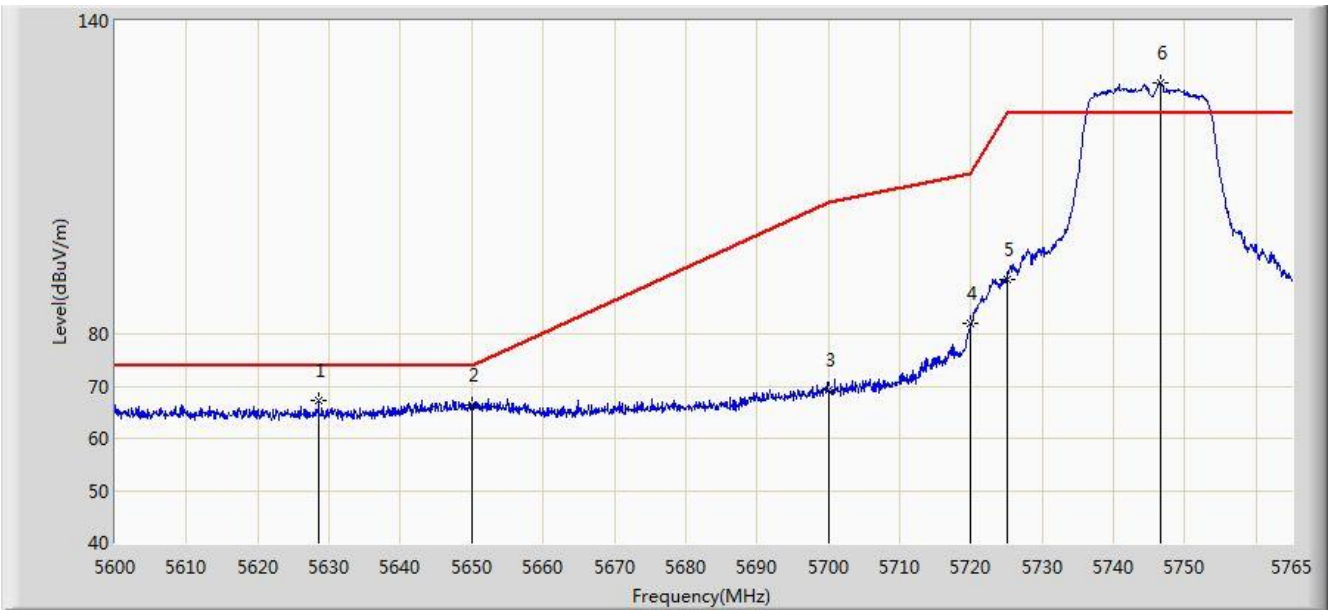


No	Flag	Mark	Frequency (MHz)	Measure Level (dBuV/m)	Reading Level (dBuV)	Margin (dB)	Limit (dBuV/m)	Factor (dB)	Type
1		*	5626.565	63.189	58.590	-10.811	74.000	4.599	PK
2			5650.000	60.216	55.545	-13.784	74.000	4.671	PK
3			5700.000	60.867	55.989	-44.333	105.200	4.878	PK
4			5720.000	59.752	54.755	-51.048	110.800	4.997	PK
5			5725.000	61.794	56.765	-60.406	122.200	5.029	PK
6			5744.210	97.629	92.479	N/A	N/A	5.151	PK

Note: Measure Level (dBuV/m) = Reading Level (dBuV) + Factor (dB)

Factor (dB) = Cable Loss (dB) + Antenna Factor (dB/m) - Pre_Amplifier Gain (dB)

Site: AC1	Time: 2016/11/05 - 17:20
Limit: FCC_Part15.407_RE(3m)	Engineer: Kevin Ke
Probe: BBHA9120D_1GHz_18GHz	Polarity: Vertical
EUT: US WI-FI AP 4X4 OD ext. antenna	Power: DC 54V
Test Mode: Transmit by 802.11ac-VHT20 at Channel 5745MHz Ant 1	

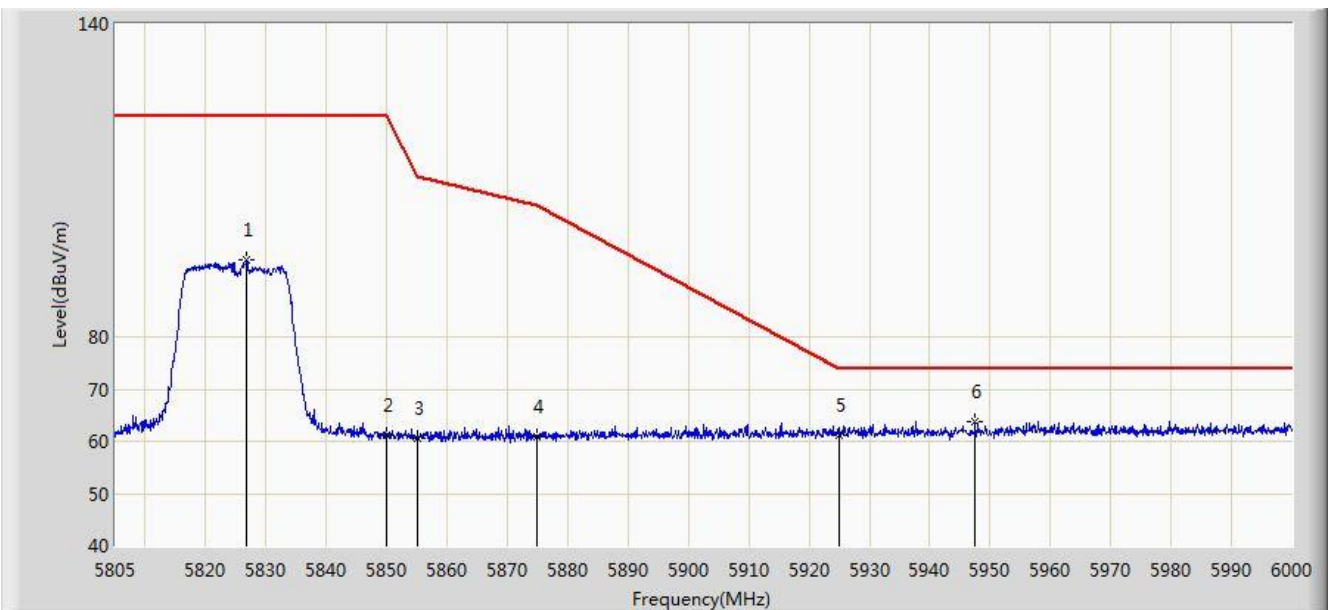


No	Flag	Mark	Frequency (MHz)	Measure Level (dBuV/m)	Reading Level (dBuV)	Margin (dB)	Limit (dBuV/m)	Factor (dB)	Type
1			5628.545	67.243	62.638	-6.757	74.000	4.605	PK
2			5650.000	66.434	61.763	-7.566	74.000	4.671	PK
3			5700.000	69.413	64.535	-35.787	105.200	4.878	PK
4			5720.000	82.087	77.090	-28.713	110.800	4.997	PK
5			5725.000	90.412	85.383	-31.788	122.200	5.029	PK
6		*	5746.685	128.103	122.938	N/A	N/A	5.165	PK

Note: Measure Level (dBuV/m) = Reading Level (dBuV) + Factor (dB)

Factor (dB) = Cable Loss (dB) + Antenna Factor (dB/m) - Pre_Amplifier Gain (dB)

Site: AC1	Time: 2016/11/05 - 17:22
Limit: FCC_Part15.407_RE(3m)	Engineer: Kevin Ke
Probe: BBHA9120D_1GHz_18GHz	Polarity: Horizontal
EUT: US WI-FI AP 4X4 OD ext. antenna	Power: DC 54V
Test Mode: Transmit by 802.11ac-VHT20 at Channel 5825MHz Ant 1	

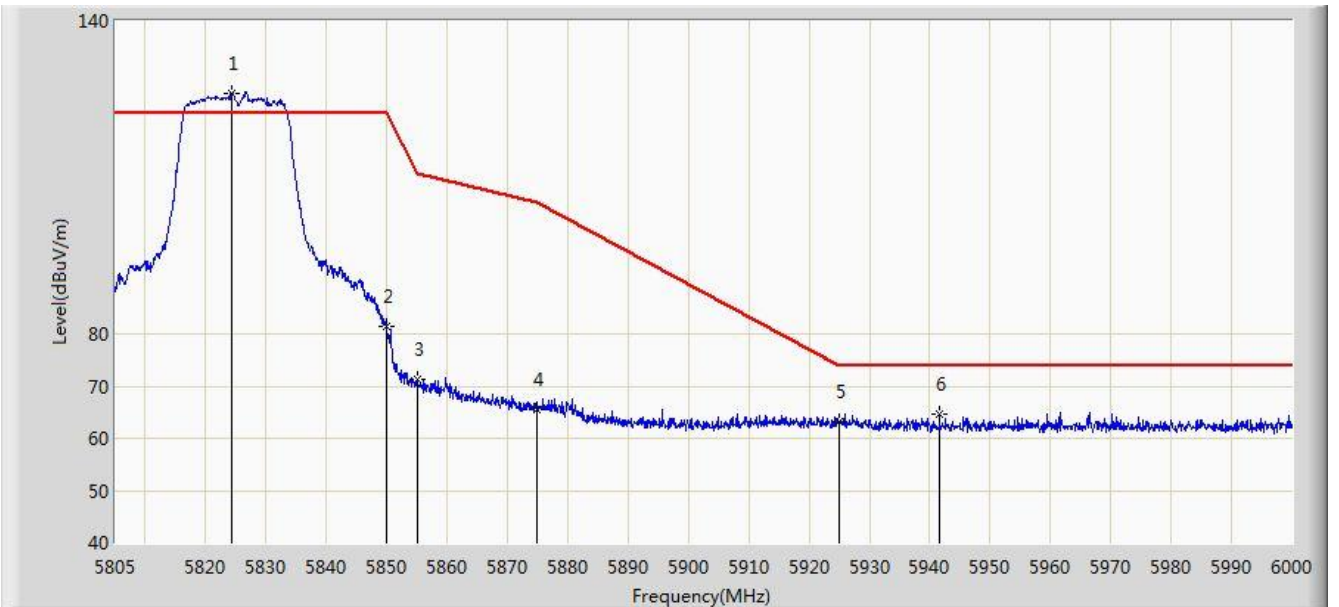


No	Flag	Mark	Frequency (MHz)	Measure Level (dBuV/m)	Reading Level (dBuV)	Margin (dB)	Limit (dBuV/m)	Factor (dB)	Type
1			5826.743	94.745	89.147	N/A	N/A	5.599	PK
2			5850.000	61.171	55.445	-61.029	122.200	5.726	PK
3			5855.000	60.692	54.946	-50.108	110.800	5.746	PK
4			5875.000	60.750	54.930	-44.450	105.200	5.820	PK
5			5925.000	61.303	55.337	-12.697	74.000	5.967	PK
6		*	5947.447	63.834	57.813	-10.166	74.000	6.021	PK

Note: Measure Level (dBuV/m) = Reading Level (dBuV) + Factor (dB)

Factor (dB) = Cable Loss (dB) + Antenna Factor (dB/m) - Pre_Amplifier Gain (dB)

Site: AC1	Time: 2016/11/05 - 17:22
Limit: FCC_Part15.407_RE(3m)	Engineer: Kevin Ke
Probe: BBHA9120D_1GHz_18GHz	Polarity: Vertical
EUT: US WI-FI AP 4X4 OD ext. antenna	Power: DC 54V
Test Mode: Transmit by 802.11ac-VHT20 at Channel 5825MHz Ant 1	

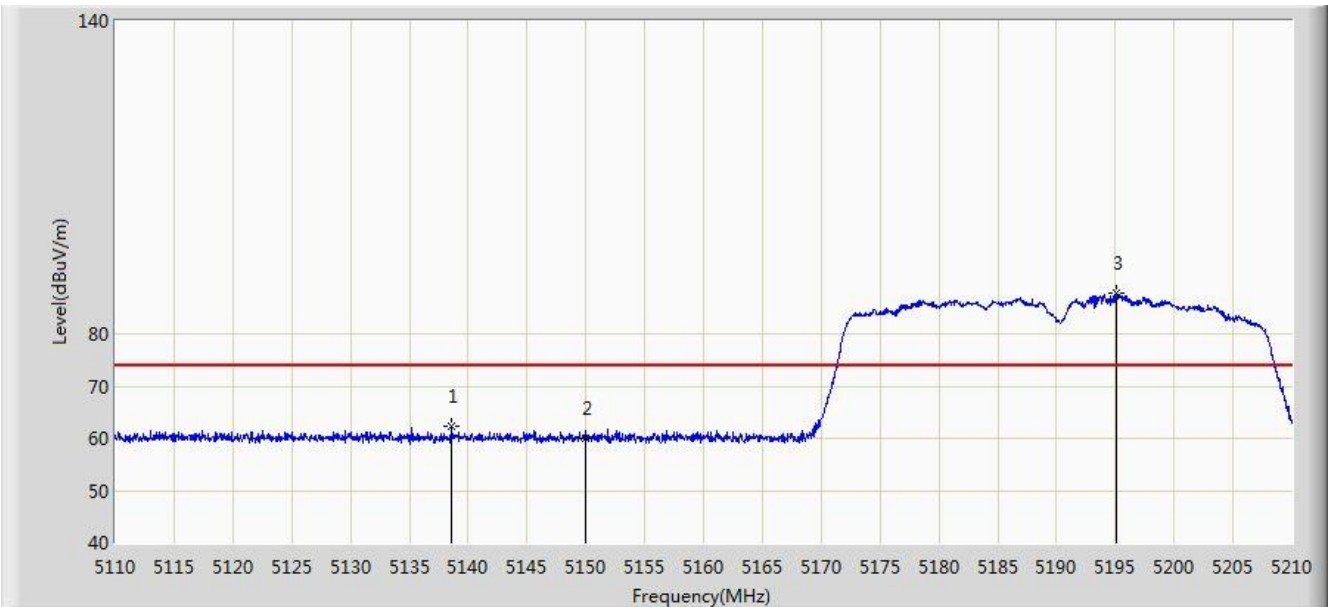


No	Flag	Mark	Frequency (MHz)	Measure Level (dBuV/m)	Reading Level (dBuV)	Margin (dB)	Limit (dBuV/m)	Factor (dB)	Type
1		*	5824.402	126.208	120.624	N/A	N/A	5.585	PK
2			5850.000	81.387	75.661	-40.813	122.200	5.726	PK
3			5855.000	71.181	65.435	-39.619	110.800	5.746	PK
4			5875.000	65.428	59.608	-39.772	105.200	5.820	PK
5			5925.000	63.135	57.169	-10.865	74.000	5.967	PK
6			5941.598	64.688	58.681	-9.312	74.000	6.007	PK

Note: Measure Level (dBuV/m) = Reading Level (dBuV) + Factor (dB)

Factor (dB) = Cable Loss (dB) + Antenna Factor (dB/m) - Pre_Amplifier Gain (dB)

Site: AC1	Time: 2016/11/05 - 17:27
Limit: FCC_Part15.209_RE(3m)	Engineer: Kevin Ke
Probe: BBHA9120D_1GHz_18GHz	Polarity: Horizontal
EUT: US WI-FI AP 4X4 OD ext. antenna	Power: DC 54V
Test Mode: Transmit by 802.11ac-VHT40 at Channel 5190MHz Ant 1	

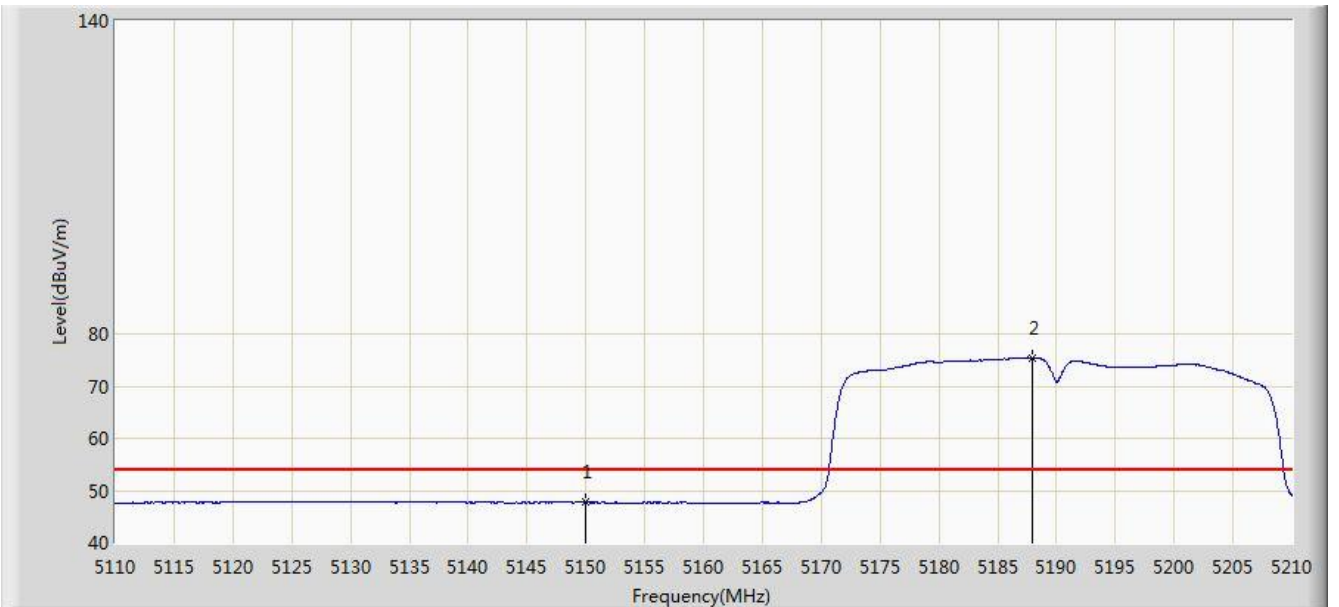


No	Flag	Mark	Frequency (MHz)	Measure Level (dBuV/m)	Reading Level (dBuV)	Margin (dB)	Limit (dBuV/m)	Factor (dB)	Type
1			5138.600	62.241	58.066	-11.759	74.000	4.175	PK
2			5150.000	60.136	55.967	-13.864	74.000	4.170	PK
3		*	5195.150	87.878	83.863	N/A	N/A	4.015	PK

Note: Measure Level (dBμV/m) = Reading Level (dBμV) + Factor (dB)

Factor (dB) = Cable Loss (dB) + Antenna Factor (dB/m) - Pre_Amplifier Gain (dB)

Site: AC1	Time: 2016/11/05 - 17:27
Limit: FCC_Part15.209_RE(3m)	Engineer: Kevin Ke
Probe: BBHA9120D_1GHz_18GHz	Polarity: Horizontal
EUT: US WI-FI AP 4X4 OD ext. antenna	Power: DC 54V
Test Mode: Transmit by 802.11ac-VHT40 at Channel 5190MHz Ant 1	

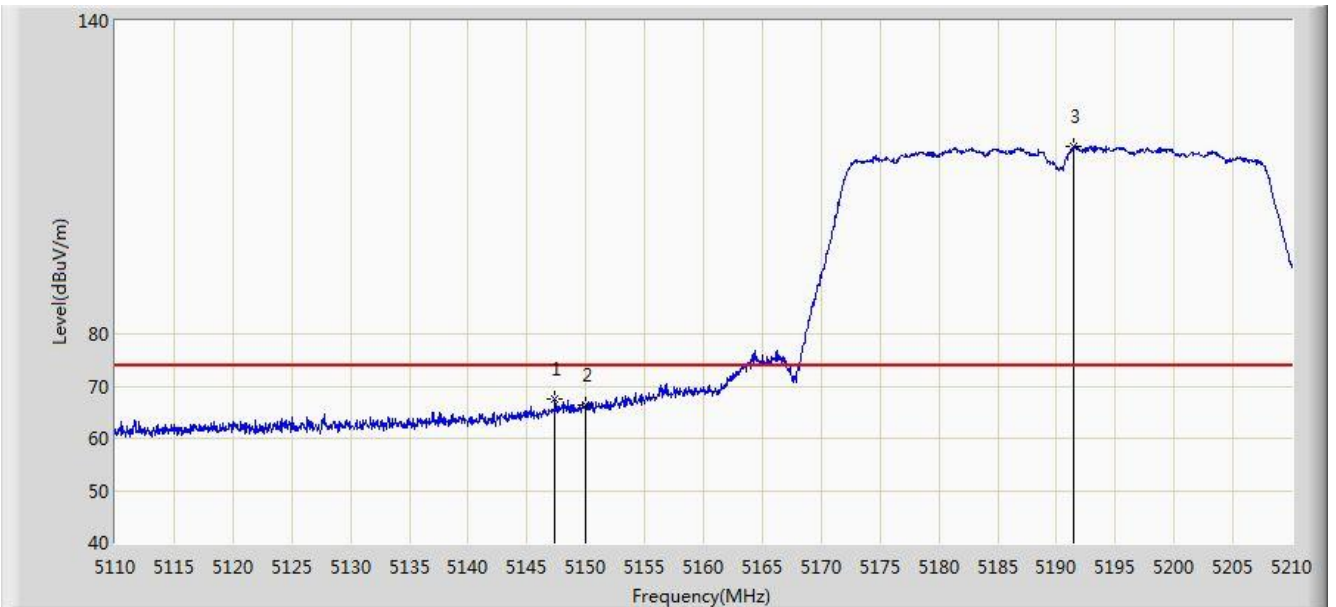


No	Flag	Mark	Frequency (MHz)	Measure Level (dBuV/m)	Reading Level (dBuV)	Margin (dB)	Limit (dBuV/m)	Factor (dB)	Type
1			5150.000	47.702	43.533	-6.298	54.000	4.170	AV
2		*	5188.000	75.488	71.447	N/A	N/A	4.041	AV

Note: Measure Level (dBμV/m) = Reading Level (dBμV) + Factor (dB)

Factor (dB) = Cable Loss (dB) + Antenna Factor (dB/m) - Pre_Amplifier Gain (dB)

Site: AC1	Time: 2016/11/05 - 17:26
Limit: FCC_Part15.209_RE(3m)	Engineer: Kevin Ke
Probe: BBHA9120D_1GHz_18GHz	Polarity: Vertical
EUT: US WI-FI AP 4X4 OD ext. antenna	Power: DC 54V
Test Mode: Transmit by 802.11ac-VHT40 at Channel 5190MHz Ant 1	

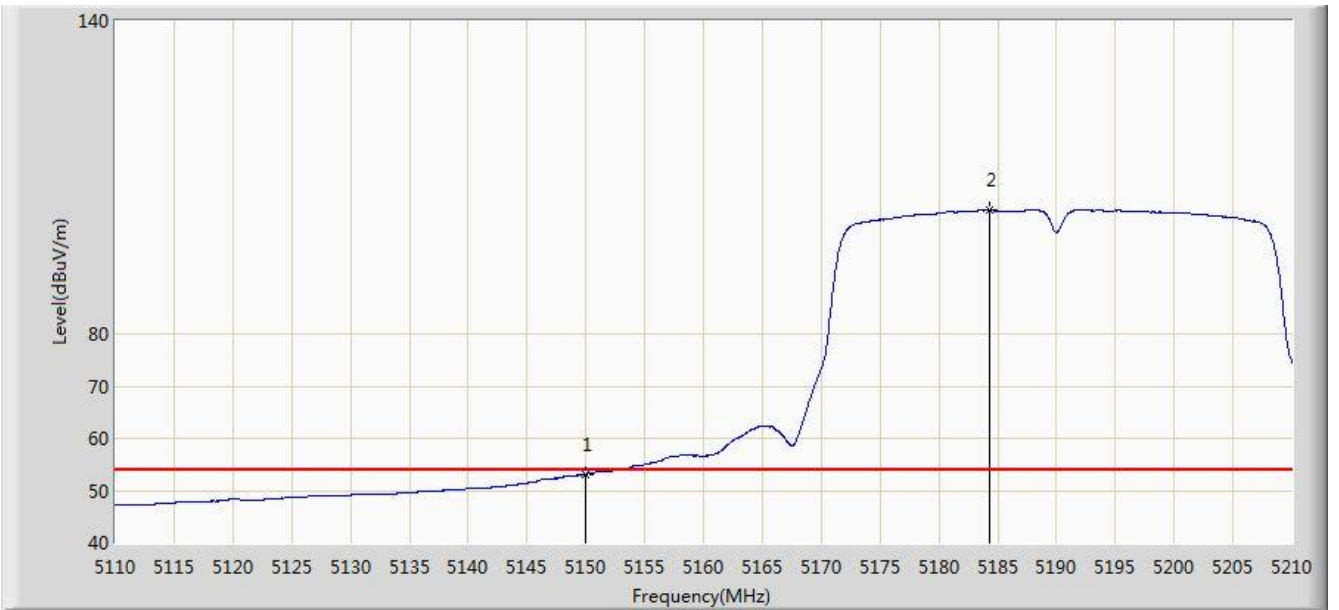


No	Flag	Mark	Frequency (MHz)	Measure Level (dBuV/m)	Reading Level (dBuV)	Margin (dB)	Limit (dBuV/m)	Factor (dB)	Type
1			5147.350	67.672	63.496	-6.328	74.000	4.175	PK
2			5150.000	66.398	62.229	-7.602	74.000	4.170	PK
3		*	5191.500	115.999	111.971	N/A	N/A	4.028	PK

Note: Measure Level (dB μ V/m) = Reading Level (dB μ V) + Factor (dB)

Factor (dB) = Cable Loss (dB) + Antenna Factor (dB/m) - Pre_Amplifier Gain (dB)

Site: AC1	Time: 2016/11/05 - 17:26
Limit: FCC_Part15.209_RE(3m)	Engineer: Kevin Ke
Probe: BBHA9120D_1GHz_18GHz	Polarity: Vertical
EUT: US WI-FI AP 4X4 OD ext. antenna	Power: DC 54V
Test Mode: Transmit by 802.11ac-VHT40 at Channel 5190MHz Ant 1	

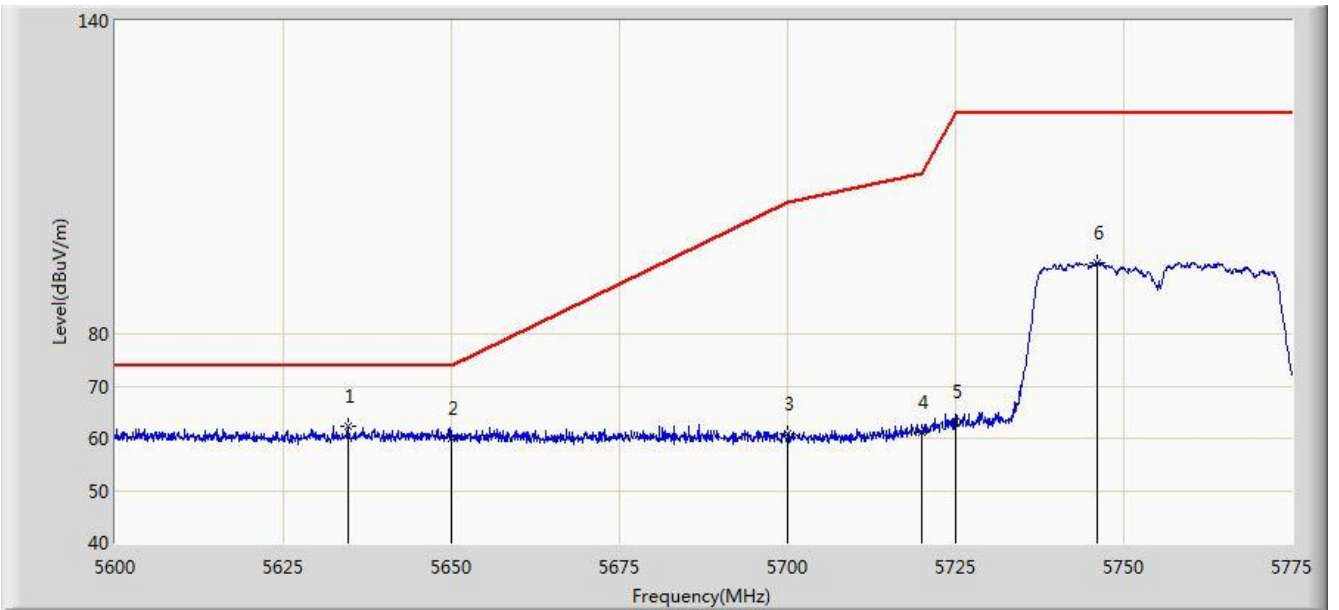


No	Flag	Mark	Frequency (MHz)	Measure Level (dBuV/m)	Reading Level (dBuV)	Margin (dB)	Limit (dBuV/m)	Factor (dB)	Type
1			5150.000	53.102	48.933	-0.898	54.000	4.170	AV
2		*	5184.300	103.652	99.598	N/A	N/A	4.053	AV

Note: Measure Level (dBμV/m) = Reading Level (dBμV) + Factor (dB)

Factor (dB) = Cable Loss (dB) + Antenna Factor (dB/m) - Pre_Amplifier Gain (dB)

Site: AC1	Time: 2016/11/05 - 17:43
Limit: FCC_Part15.407_RE(3m)	Engineer: Kevin Ke
Probe: BBHA9120D_1GHz_18GHz	Polarity: Horizontal
EUT: US WI-FI AP 4X4 OD ext. antenna	Power: DC 54V
Test Mode: Transmit by 802.11ac-VHT40 at Channel 5755MHz Ant 1	

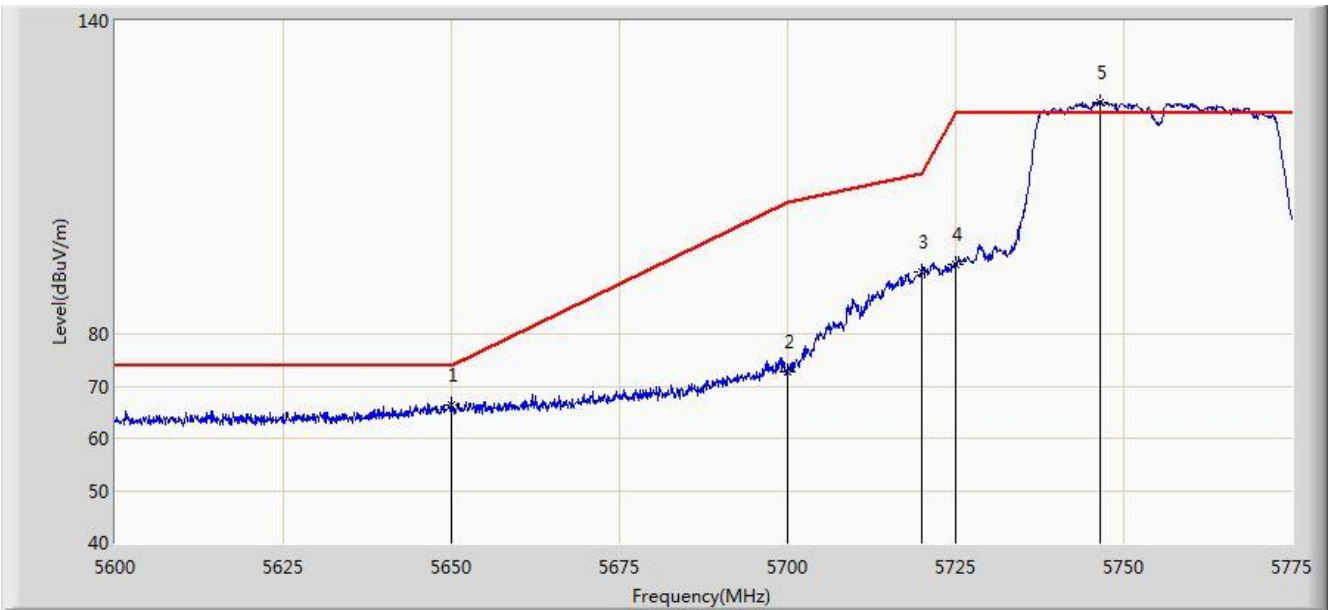


No	Flag	Mark	Frequency (MHz)	Measure Level (dBuV/m)	Reading Level (dBuV)	Margin (dB)	Limit (dBuV/m)	Factor (dB)	Type
1		*	5634.562	62.323	57.701	-11.677	74.000	4.622	PK
2			5650.000	60.036	55.365	-13.964	74.000	4.671	PK
3			5700.000	60.873	55.995	-44.327	105.200	4.878	PK
4			5720.000	61.210	56.213	-49.590	110.800	4.997	PK
5			5725.000	63.104	58.075	-59.096	122.200	5.029	PK
6			5746.038	93.678	88.517	N/A	N/A	5.161	PK

Note: Measure Level (dBuV/m) = Reading Level (dBuV) + Factor (dB)

Factor (dB) = Cable Loss (dB) + Antenna Factor (dB/m) - Pre_Amplifier Gain (dB)

Site: AC1	Time: 2016/11/05 - 17:43
Limit: FCC_Part15.407_RE(3m)	Engineer: Kevin Ke
Probe: BBHA9120D_1GHz_18GHz	Polarity: Vertical
EUT: US WI-FI AP 4X4 OD ext. antenna	Power: DC 54V
Test Mode: Transmit by 802.11ac-VHT40 at Channel 5755MHz Ant 1	

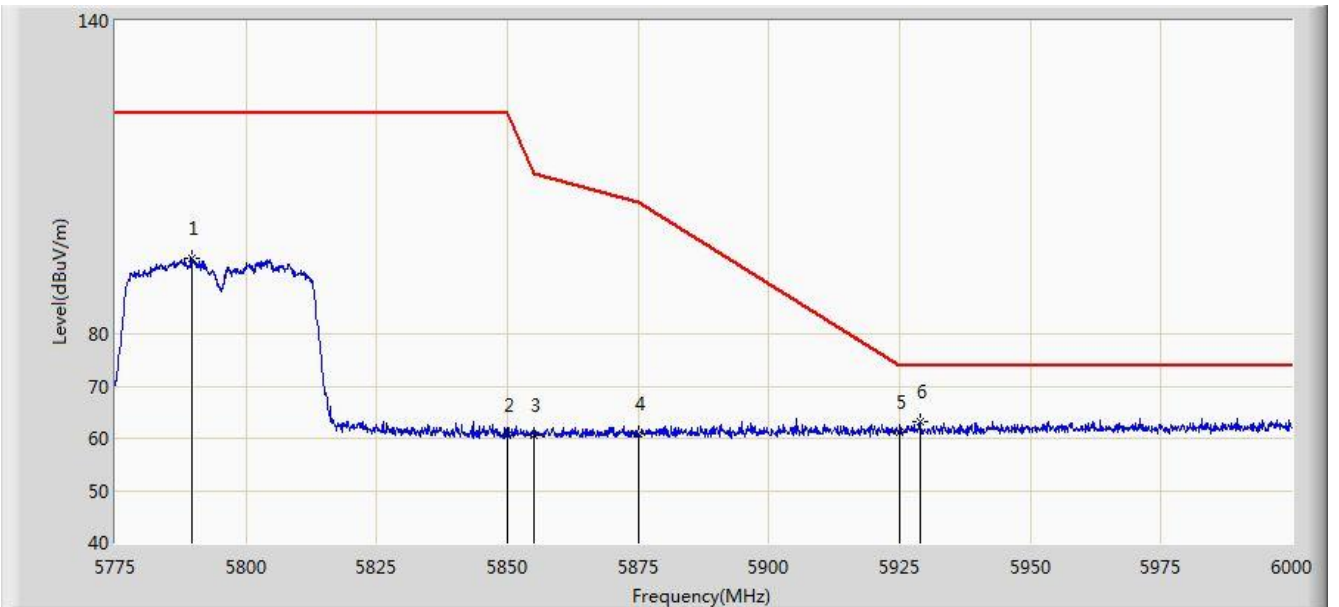


No	Flag	Mark	Frequency (MHz)	Measure Level (dBuV/m)	Reading Level (dBuV)	Margin (dB)	Limit (dBuV/m)	Factor (dB)	Type
1			5650.000	66.487	61.816	-7.513	74.000	4.671	PK
2			5700.000	72.796	67.918	-32.404	105.200	4.878	PK
3			5720.000	91.967	86.970	-18.833	110.800	4.997	PK
4			5725.000	93.424	88.395	-28.776	122.200	5.029	PK
5		*	5746.562	124.440	119.276	N/A	N/A	5.164	PK

Note: Measure Level (dB μ V/m) = Reading Level (dB μ V) + Factor (dB)

Factor (dB) = Cable Loss (dB) + Antenna Factor (dB/m) - Pre_Amplifier Gain (dB)

Site: AC1	Time: 2016/11/05 - 17:45
Limit: FCC_Part15.407_RE(3m)	Engineer: Kevin Ke
Probe: BBHA9120D_1GHz_18GHz	Polarity: Horizontal
EUT: US WI-FI AP 4X4 OD ext. antenna	Power: DC 54V
Test Mode: Transmit by 802.11ac-VHT40 at Channel 5795MHz Ant 1	

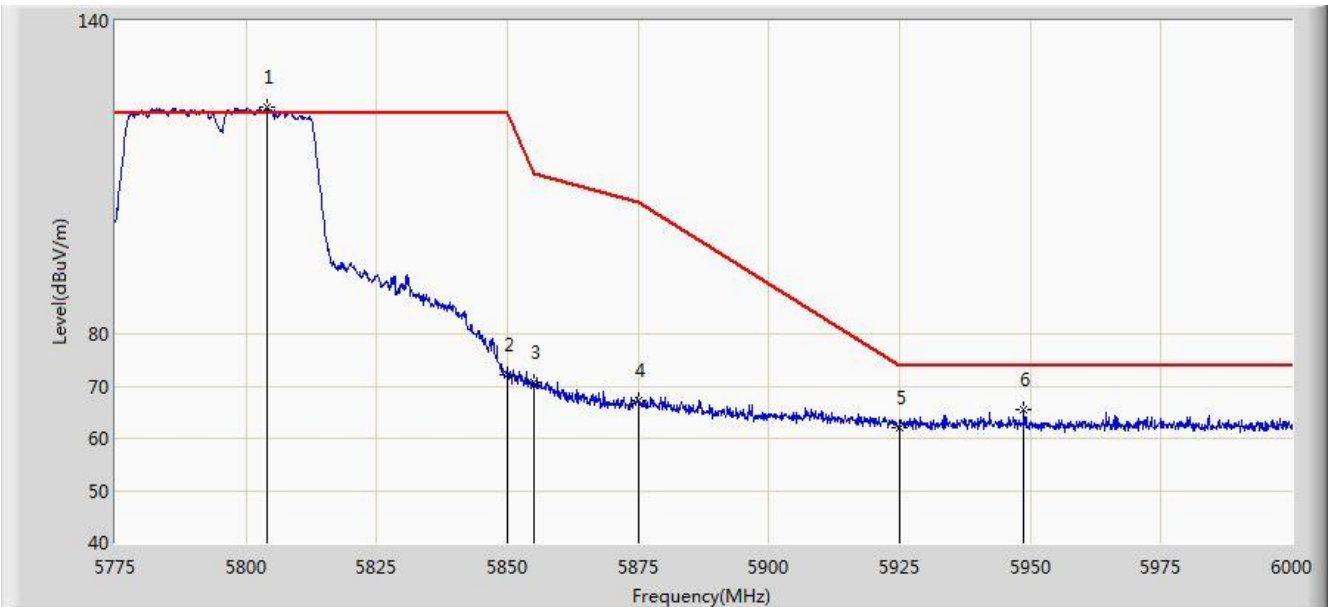


No	Flag	Mark	Frequency (MHz)	Measure Level (dBuV/m)	Reading Level (dBuV)	Margin (dB)	Limit (dBuV/m)	Factor (dB)	Type
1			5789.737	94.601	89.211	N/A	N/A	5.390	PK
2			5850.000	60.613	54.887	-61.587	122.200	5.726	PK
3			5855.000	60.719	54.973	-50.081	110.800	5.746	PK
4			5875.000	60.780	54.960	-44.420	105.200	5.820	PK
5			5925.000	61.265	55.299	-12.735	74.000	5.967	PK
6		*	5929.013	63.245	57.268	-10.755	74.000	5.976	PK

Note: Measure Level (dBuV/m) = Reading Level (dBuV) + Factor (dB)

Factor (dB) = Cable Loss (dB) + Antenna Factor (dB/m) - Pre_Amplifier Gain (dB)

Site: AC1	Time: 2016/11/05 - 17:44
Limit: FCC_Part15.407_RE(3m)	Engineer: Kevin Ke
Probe: BBHA9120D_1GHz_18GHz	Polarity: Vertical
EUT: US WI-FI AP 4X4 OD ext. antenna	Power: DC 54V
Test Mode: Transmit by 802.11ac-VHT40 at Channel 5795MHz Ant 1	

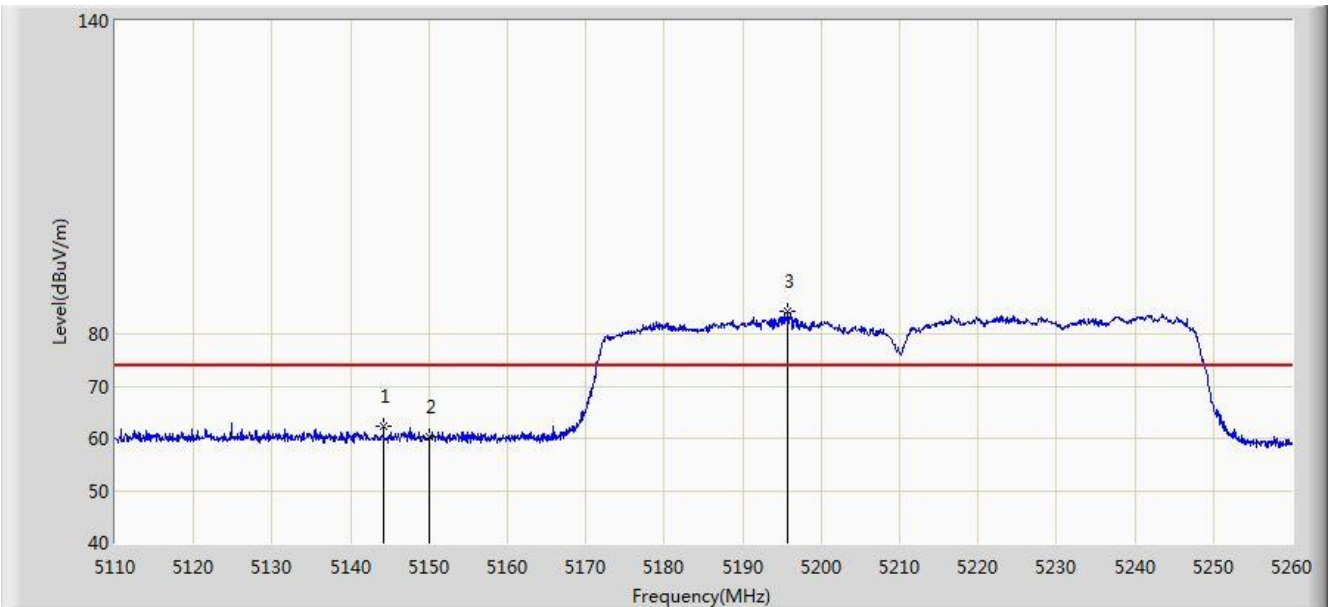


No	Flag	Mark	Frequency (MHz)	Measure Level (dBuV/m)	Reading Level (dBuV)	Margin (dB)	Limit (dBuV/m)	Factor (dB)	Type
1		*	5804.025	123.410	117.943	N/A	N/A	5.468	PK
2			5850.000	72.239	66.513	-49.961	122.200	5.726	PK
3			5855.000	70.705	64.959	-40.095	110.800	5.746	PK
4			5875.000	67.227	61.407	-37.973	105.200	5.820	PK
5			5925.000	62.003	56.037	-11.997	74.000	5.967	PK
6			5948.812	65.413	59.389	-8.587	74.000	6.023	PK

Note: Measure Level (dBuV/m) = Reading Level (dBuV) + Factor (dB)

Factor (dB) = Cable Loss (dB) + Antenna Factor (dB/m) - Pre_Amplifier Gain (dB)

Site: AC1	Time: 2016/11/05 - 17:50
Limit: FCC_Part15.209_RE(3m)	Engineer: Kevin Ke
Probe: BBHA9120D_1GHz_18GHz	Polarity: Horizontal
EUT: US WI-FI AP 4X4 OD ext. antenna	Power: DC 54V
Test Mode: Transmit by 802.11ac-VHT80 at Channel 5210MHz Ant 1	

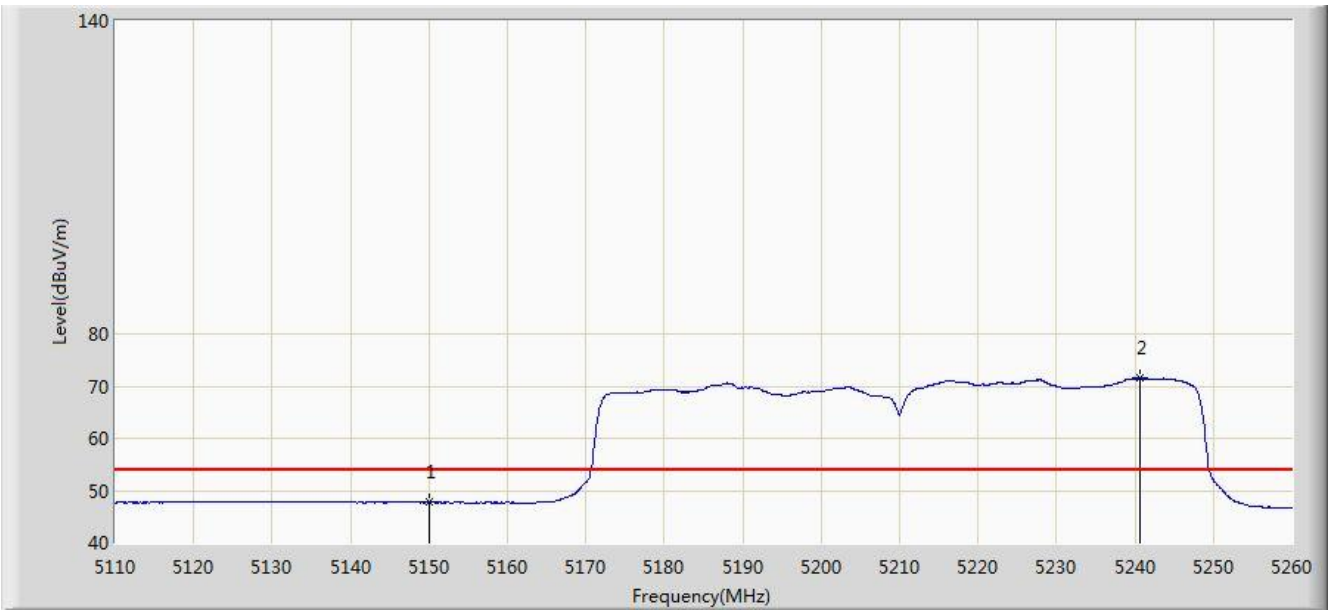


No	Flag	Mark	Frequency (MHz)	Measure Level (dBuV/m)	Reading Level (dBuV)	Margin (dB)	Limit (dBuV/m)	Factor (dB)	Type
1			5144.200	62.219	58.043	-11.781	74.000	4.176	PK
2			5150.000	60.233	56.064	-13.767	74.000	4.170	PK
3		*	5195.800	84.342	80.329	N/A	N/A	4.013	PK

Note: Measure Level (dB μ V/m) = Reading Level (dB μ V) + Factor (dB)

Factor (dB) = Cable Loss (dB) + Antenna Factor (dB/m) - Pre_Amplifier Gain (dB)

Site: AC1	Time: 2016/11/05 - 17:51
Limit: FCC_Part15.209_RE(3m)	Engineer: Kevin Ke
Probe: BBHA9120D_1GHz_18GHz	Polarity: Horizontal
EUT: US WI-FI AP 4X4 OD ext. antenna	Power: DC 54V
Test Mode: Transmit by 802.11ac-VHT80 at Channel 5210MHz Ant 1	

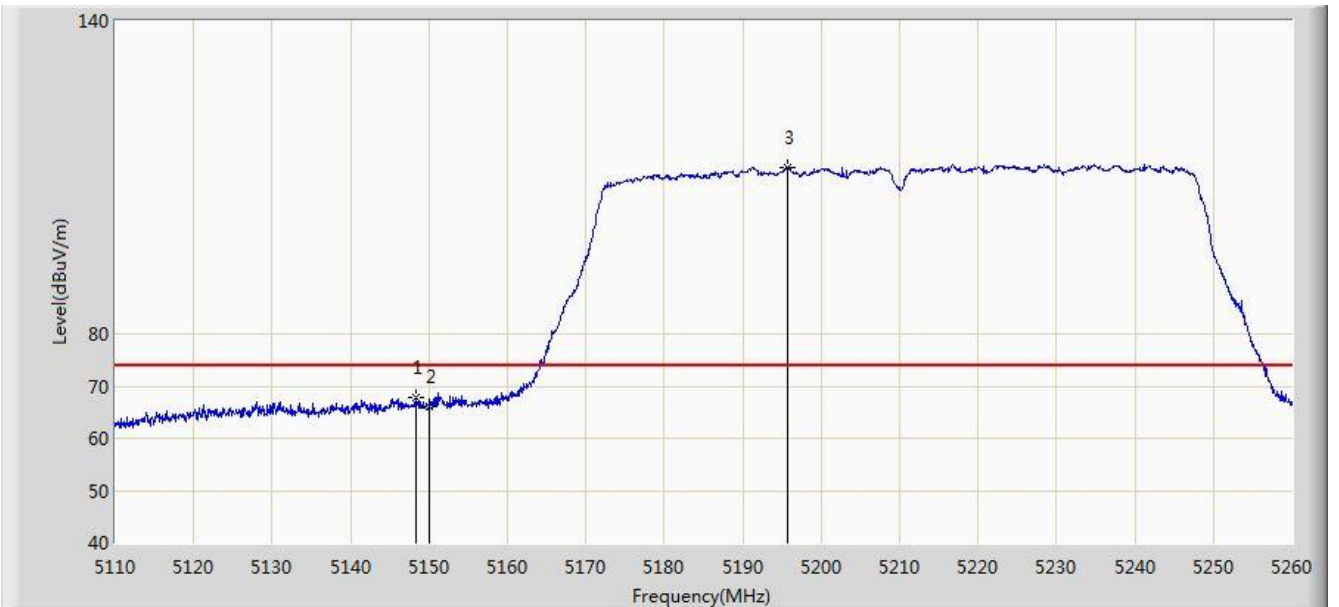


No	Flag	Mark	Frequency (MHz)	Measure Level (dBuV/m)	Reading Level (dBuV)	Margin (dB)	Limit (dBuV/m)	Factor (dB)	Type
1			5150.000	47.701	43.532	-6.299	54.000	4.170	AV
2		*	5240.650	71.527	67.649	N/A	N/A	3.878	AV

Note: Measure Level (dBμV/m) = Reading Level (dBμV) + Factor (dB)

Factor (dB) = Cable Loss (dB) + Antenna Factor (dB/m) - Pre_Amplifier Gain (dB)

Site: AC1	Time: 2016/11/05 - 17:50
Limit: FCC_Part15.209_RE(3m)	Engineer: Kevin Ke
Probe: BBHA9120D_1GHz_18GHz	Polarity: Vertical
EUT: US WI-FI AP 4X4 OD ext. antenna	Power: DC 54V
Test Mode: Transmit by 802.11ac-VHT80 at Channel 5210MHz Ant 1	

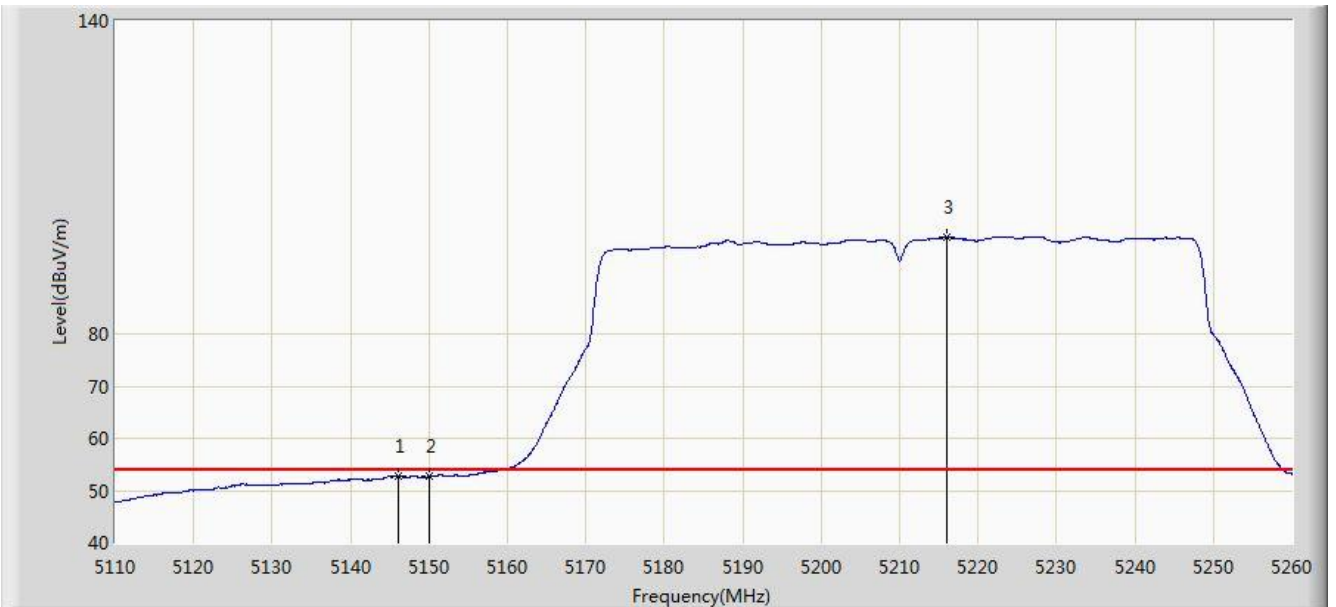


No	Flag	Mark	Frequency (MHz)	Measure Level (dBuV/m)	Reading Level (dBuV)	Margin (dB)	Limit (dBuV/m)	Factor (dB)	Type
1			5148.400	67.734	63.560	-6.266	74.000	4.174	PK
2			5150.000	65.995	61.826	-8.005	74.000	4.170	PK
3		*	5195.800	111.944	107.931	N/A	N/A	4.013	PK

Note: Measure Level (dBμV/m) = Reading Level (dBμV) + Factor (dB)

Factor (dB) = Cable Loss (dB) + Antenna Factor (dB/m) - Pre_Amplifier Gain (dB)

Site: AC1	Time: 2016/11/05 - 17:49
Limit: FCC_Part15.209_RE(3m)	Engineer: Kevin Ke
Probe: BBHA9120D_1GHz_18GHz	Polarity: Vertical
EUT: US WI-FI AP 4X4 OD ext. antenna	Power: DC 54V
Test Mode: Transmit by 802.11ac-VHT80 at Channel 5210MHz Ant 1	

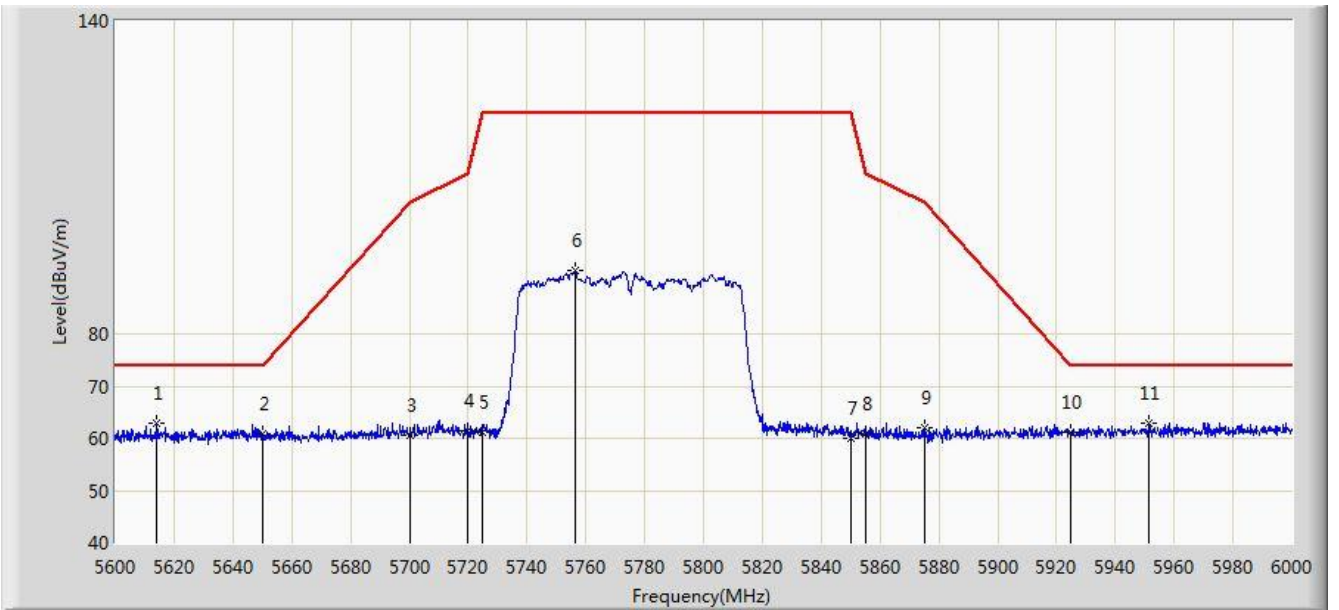


No	Flag	Mark	Frequency (MHz)	Measure Level (dBuV/m)	Reading Level (dBuV)	Margin (dB)	Limit (dBuV/m)	Factor (dB)	Type
1			5146.150	52.886	48.710	-1.114	54.000	4.175	AV
2			5150.000	52.647	48.478	-1.353	54.000	4.170	AV
3		*	5215.975	98.547	94.596	N/A	N/A	3.951	AV

Note: Measure Level (dBμV/m) = Reading Level (dBμV) + Factor (dB)

Factor (dB) = Cable Loss (dB) + Antenna Factor (dB/m) - Pre_Amplifier Gain (dB)

Site: AC1	Time: 2016/11/05 - 18:09
Limit: FCC_Part15.407_RE(3m)	Engineer: Kevin Ke
Probe: BBHA9120D_1GHz_18GHz	Polarity: Horizontal
EUT: US WI-FI AP 4X4 OD ext. antenna	Power: DC 54V
Test Mode: Transmit by 802.11ac-VHT80 at Channel 5775MHz Ant 1	

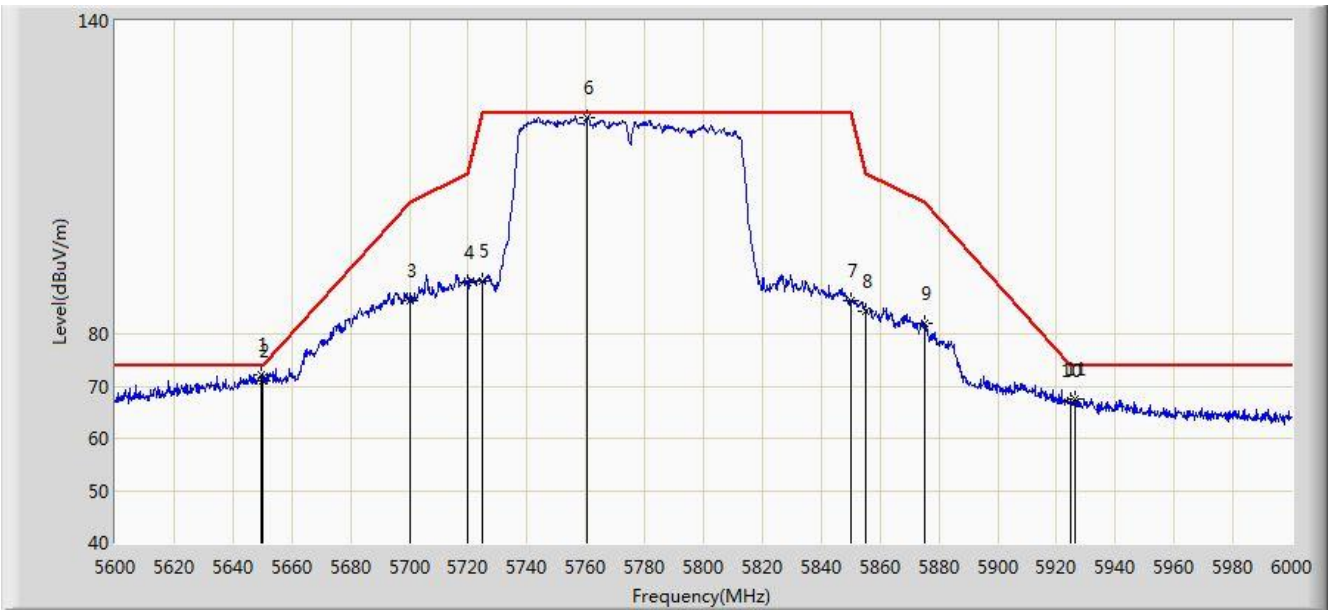


No	Flag	Mark	Frequency (MHz)	Measure Level (dBuV/m)	Reading Level (dBuV)	Margin (dB)	Limit (dBuV/m)	Factor (dB)	Type
1		*	5614.200	63.035	58.471	-10.965	74.000	4.563	PK
2			5650.000	60.996	56.325	-13.004	74.000	4.671	PK
3			5700.000	60.649	55.771	-44.551	105.200	4.878	PK
4			5720.000	61.386	56.389	-49.414	110.800	4.997	PK
5			5725.000	61.047	56.018	-61.153	122.200	5.029	PK
6			5756.600	92.060	86.839	N/A	N/A	5.221	PK
7			5850.000	60.079	54.353	-62.121	122.200	5.726	PK
8			5855.000	60.865	55.119	-49.935	110.800	5.746	PK
9			5875.000	62.032	56.212	-43.168	105.200	5.820	PK
10			5925.000	61.295	55.329	-12.705	74.000	5.967	PK
11			5951.600	62.964	56.935	-11.036	74.000	6.030	PK

Note: Measure Level (dB μ V/m) = Reading Level (dB μ V) + Factor (dB)

Factor (dB) = Cable Loss (dB) + Antenna Factor (dB/m) - Pre_Amplifier Gain (dB)

Site: AC1	Time: 2016/11/05 - 18:11
Limit: FCC_Part15.407_RE(3m)	Engineer: Kevin Ke
Probe: BBHA9120D_1GHz_18GHz	Polarity: Vertical
EUT: US WI-FI AP 4X4 OD ext. antenna	Power: DC 54V
Test Mode: Transmit by 802.11ac-VHT80 at Channel 5775MHz Ant 1	

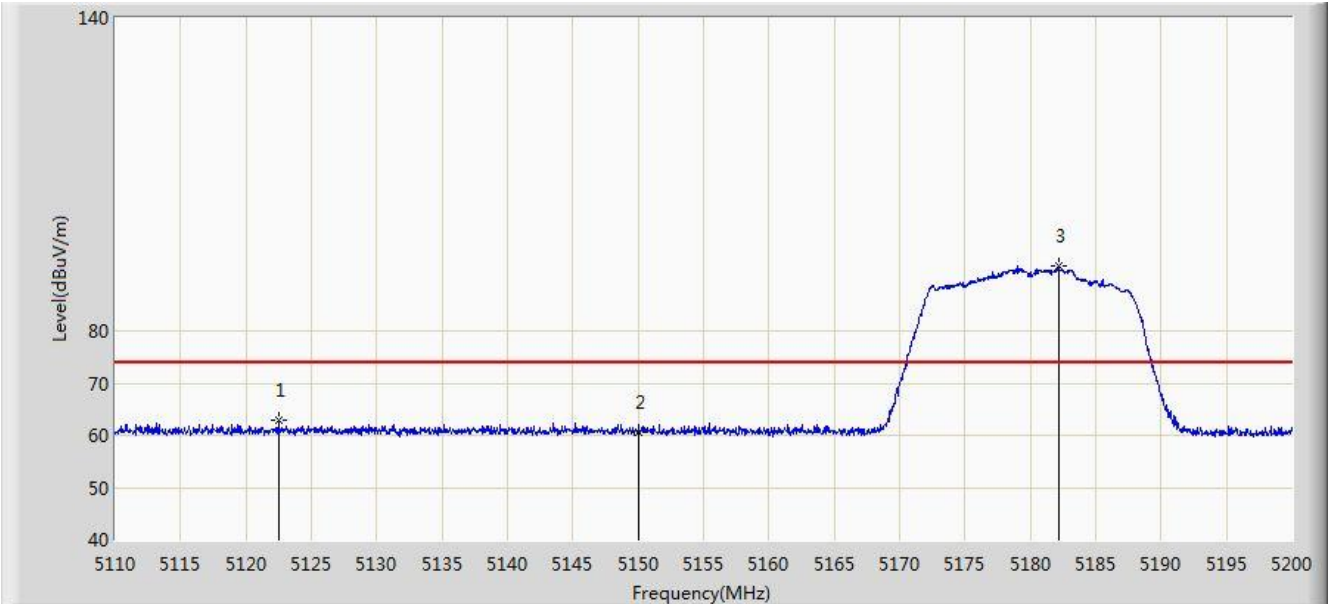


No	Flag	Mark	Frequency (MHz)	Measure Level (dBuV/m)	Reading Level (dBuV)	Margin (dB)	Limit (dBuV/m)	Factor (dB)	Type
1			5649.800	72.297	67.627	-1.703	74.000	4.670	PK
2			5650.000	70.966	66.295	-3.034	74.000	4.671	PK
3			5700.000	86.283	81.405	-18.917	105.200	4.878	PK
4			5720.000	89.937	84.940	-20.863	110.800	4.997	PK
5			5725.000	90.099	85.070	-32.101	122.200	5.029	PK
6		*	5760.600	121.590	116.347	N/A	N/A	5.244	PK
7			5850.000	86.475	80.749	-35.725	122.200	5.726	PK
8			5855.000	84.469	78.723	-26.331	110.800	5.746	PK
9			5875.000	81.968	76.148	-23.232	105.200	5.820	PK
10			5925.000	67.330	61.364	-6.670	74.000	5.967	PK
11			5926.200	67.624	61.655	-6.376	74.000	5.969	PK

Note: Measure Level (dBμV/m) = Reading Level (dBμV) + Factor (dB)

Factor (dB) = Cable Loss (dB) + Antenna Factor (dB/m) - Pre_Amplifier Gain (dB)

Site: AC1	Time: 2016/11/06 - 13:19
Limit: FCC_Part15.209_RE(3m)	Engineer: Kevin Ke
Probe: BBHA9120D_1GHz_18GHz	Polarity: Horizontal
EUT: US WI-FI AP 4X4 OD ext. antenna	Power: DC 54V
Test Mode: Transmit by 802.11a at Channel 5180MHz Ant 2	

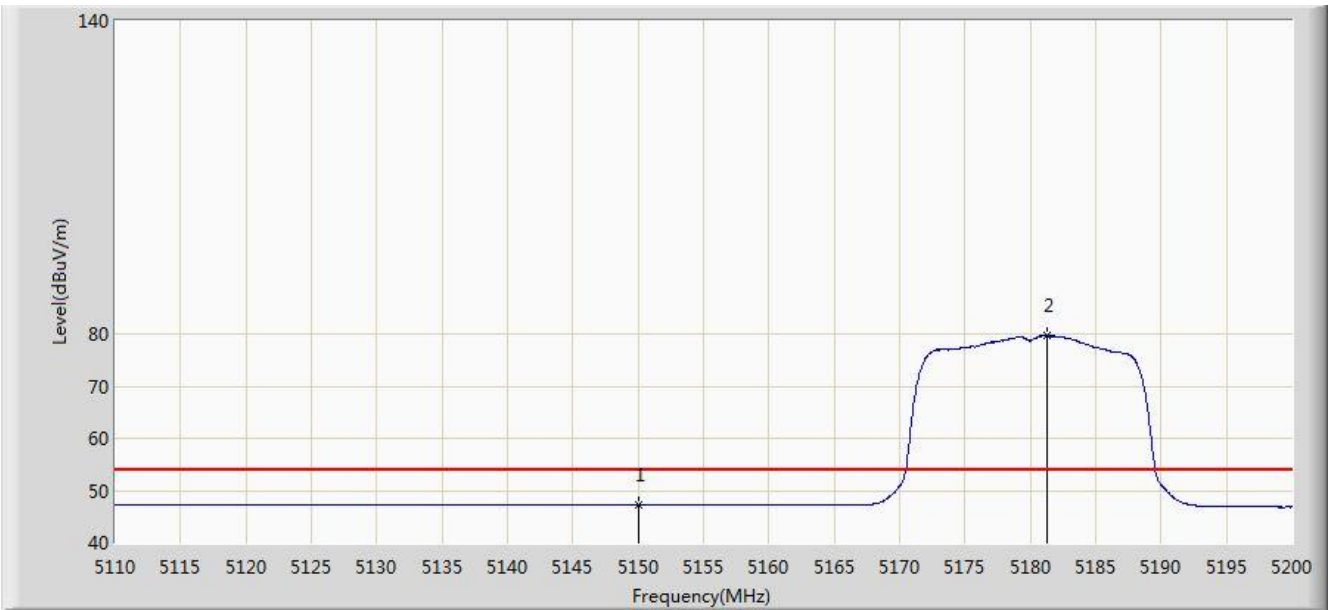


No	Flag	Mark	Frequency (MHz)	Measure Level (dBuV/m)	Reading Level (dBuV)	Margin (dB)	Limit (dBuV/m)	Factor (dB)	Type
1			5122.465	62.881	58.706	-11.119	74.000	4.175	PK
2			5150.000	60.643	56.474	-13.357	74.000	4.170	PK
3		*	5182.135	92.588	88.527	N/A	N/A	4.061	PK

Note: Measure Level (dB μ V/m) = Reading Level (dB μ V) + Factor (dB)

Factor (dB) = Cable Loss (dB) + Antenna Factor (dB) (dB/m) - Pre_Amplifier Gain (dB)

Site: AC1	Time: 2016/11/06 - 13:23
Limit: FCC_Part15.209_RE(3m)	Engineer: Kevin Ke
Probe: BBHA9120D_1GHz_18GHz	Polarity: Horizontal
EUT: US WI-FI AP 4X4 OD ext. antenna	Power: DC 54V
Test Mode: Transmit by 802.11a at Channel 5180MHz Ant 2	

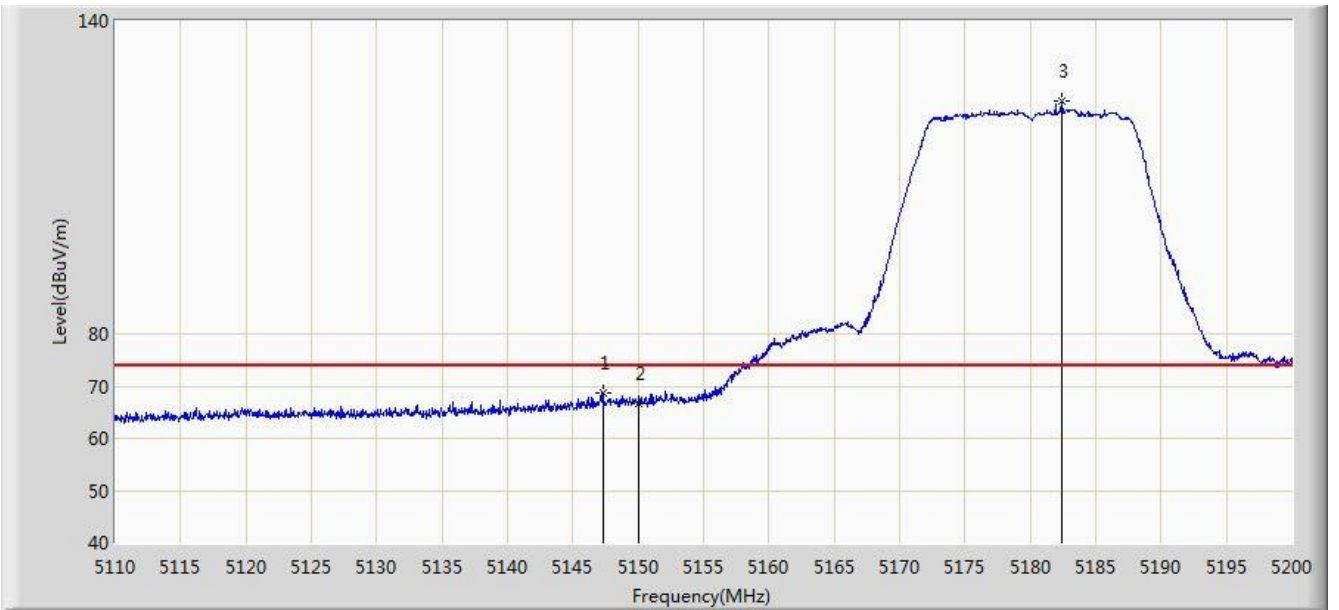


No	Flag	Mark	Frequency (MHz)	Measure Level (dBuV/m)	Reading Level (dBuV)	Margin (dB)	Limit (dBuV/m)	Factor (dB)	Type
1			5150.000	47.205	43.036	-6.795	54.000	4.170	AV
2		*	5181.325	79.617	75.553	N/A	N/A	4.064	AV

Note: Measure Level (dB μ V/m) = Reading Level (dB μ V) + Factor (dB)

Factor (dB) = Cable Loss (dB) + Antenna Factor (dB) (dB/m) - Pre_Amplifier Gain (dB)

Site: AC1	Time: 2016/11/06 - 13:18
Limit: FCC_Part15.209_RE(3m)	Engineer: Kevin Ke
Probe: BBHA9120D_1GHz_18GHz	Polarity: Vertical
EUT: US WI-FI AP 4X4 OD ext. antenna	Power: DC 54V
Test Mode: Transmit by 802.11a at Channel 5180MHz Ant 2	

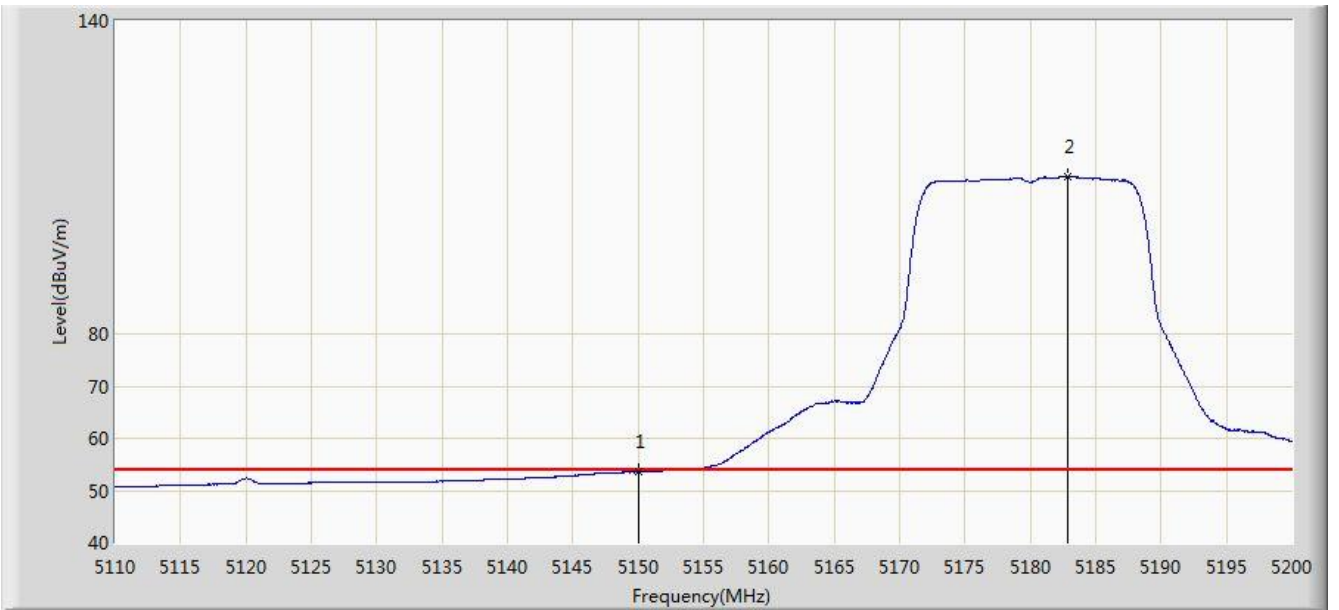


No	Flag	Mark	Frequency (MHz)	Measure Level (dBuV/m)	Reading Level (dBuV)	Margin (dB)	Limit (dBuV/m)	Factor (dB)	Type
1			5147.305	68.828	64.652	-5.172	74.000	4.176	PK
2			5150.000	66.714	62.545	-7.286	74.000	4.170	PK
3		*	5182.360	124.680	120.620	N/A	N/A	4.061	PK

Note: Measure Level (dB μ V/m) = Reading Level (dB μ V) + Factor (dB)

Factor (dB) = Cable Loss (dB) + Antenna Factor (dB) (dB/m) - Pre_Amplifier Gain (dB)

Site: AC1	Time: 2016/11/06 - 13:17
Limit: FCC_Part15.209_RE(3m)	Engineer: Kevin Ke
Probe: BBHA9120D_1GHz_18GHz	Polarity: Vertical
EUT: US WI-FI AP 4X4 OD ext. antenna	Power: DC 54V
Test Mode: Transmit by 802.11a at Channel 5180MHz Ant 2	

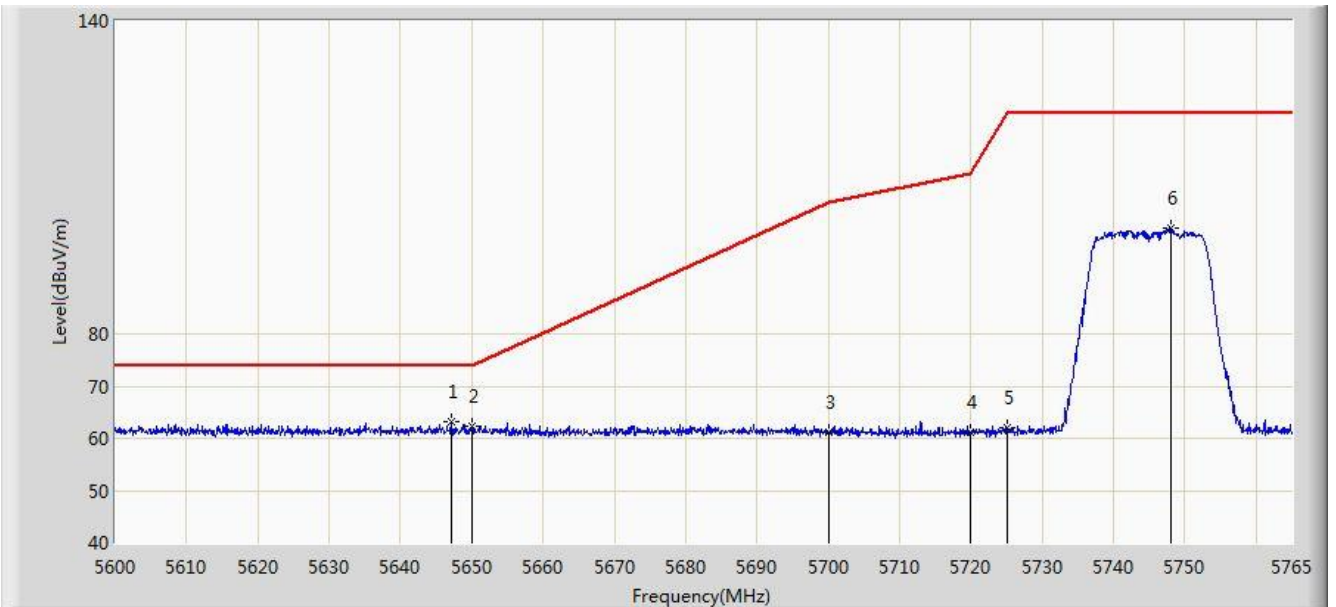


No	Flag	Mark	Frequency (MHz)	Measure Level (dBuV/m)	Reading Level (dBuV)	Margin (dB)	Limit (dBuV/m)	Factor (dB)	Type
1			5150.000	53.579	49.410	-0.421	54.000	4.170	AV
2	X	*	5182.855	110.209	106.150	N/A	N/A	4.059	AV

Note: Measure Level (dBμV/m) = Reading Level (dBμV) + Factor (dB)

Factor (dB) = Cable Loss (dB) + Antenna Factor (dB) (dB/m) - Pre_Amplifier Gain (dB)

Site: AC1	Time: 2016/11/06 - 14:00
Limit: FCC_Part15.407_RE(3m)	Engineer: Kevin Ke
Probe: BBHA9120D_1GHz_18GHz	Polarity: Horizontal
EUT: US WI-FI AP 4X4 OD ext. antenna	Power: DC 54V
Test Mode: Transmit by 802.11a at Channel 5745MHz Ant 2	

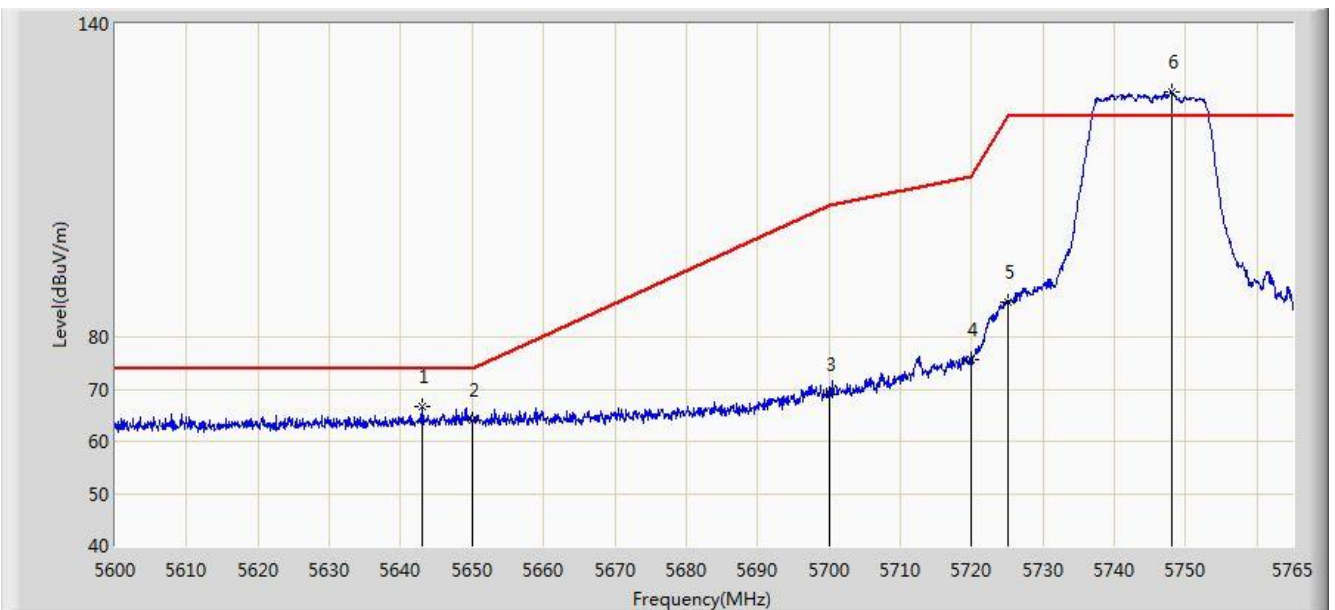


No	Flag	Mark	Frequency (MHz)	Measure Level (dBuV/m)	Reading Level (dBuV)	Margin (dB)	Limit (dBuV/m)	Factor (dB)	Type
1		*	5647.190	63.064	58.402	-10.936	74.000	4.662	PK
2			5650.000	62.312	57.641	-11.688	74.000	4.671	PK
3			5700.000	61.169	56.291	-44.031	105.200	4.878	PK
4			5720.000	61.035	56.038	-49.765	110.800	4.997	PK
5			5725.000	62.046	57.017	-60.154	122.200	5.029	PK
6			5748.005	100.214	95.042	N/A	N/A	5.172	PK

Note: Measure Level (dBuV/m) = Reading Level (dBuV) + Factor (dB)

Factor (dB) = Cable Loss (dB) + Antenna Factor (dB) (dB/m) - Pre_Amplifier Gain (dB)

Site: AC1	Time: 2016/11/06 - 14:04
Limit: FCC_Part15.407_RE(3m)	Engineer: Kevin Ke
Probe: BBHA9120D_1GHz_18GHz	Polarity: Vertical
EUT: US WI-FI AP 4X4 OD ext. antenna	Power: DC 54V
Test Mode: Transmit by 802.11a at Channel 5745MHz Ant 2	

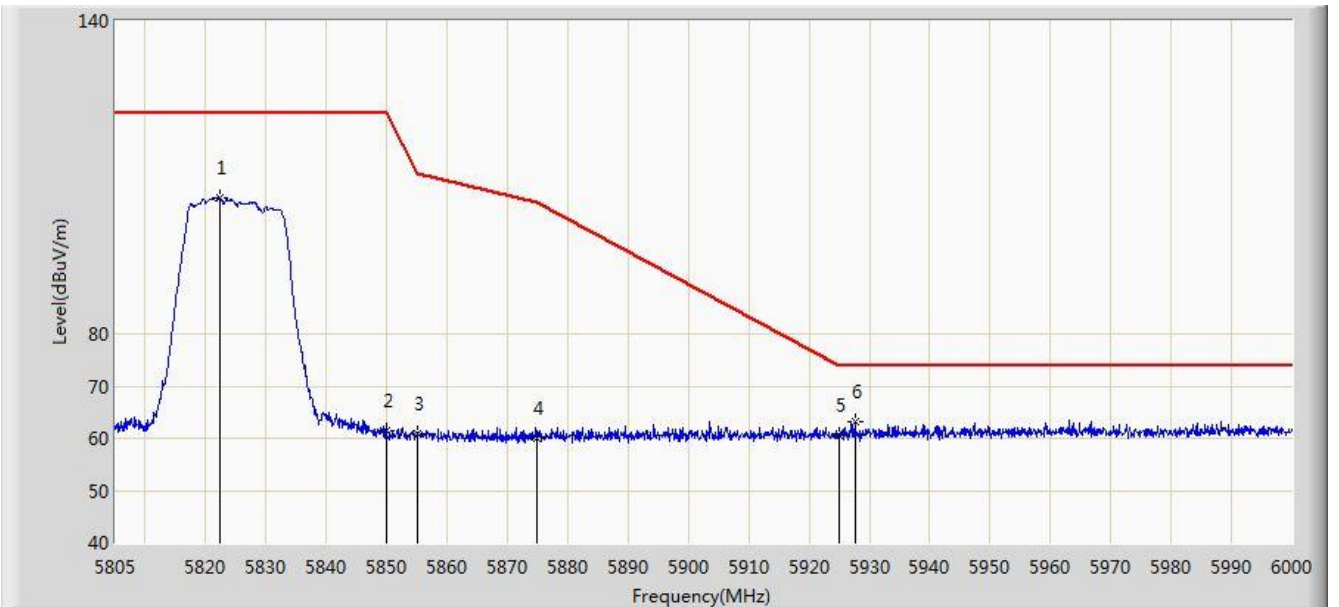


No	Flag	Mark	Frequency (MHz)	Measure Level (dBuV/m)	Reading Level (dBuV)	Margin (dB)	Limit (dBuV/m)	Factor (dB)	Type
1			5642.982	66.709	62.061	-7.291	74.000	4.648	PK
2			5650.000	63.981	59.310	-10.019	74.000	4.671	PK
3			5700.000	68.962	64.084	-36.238	105.200	4.878	PK
4			5720.000	75.554	70.557	-35.246	110.800	4.997	PK
5			5725.000	86.672	81.643	-35.528	122.200	5.029	PK
6		*	5748.005	126.898	121.726	N/A	N/A	5.172	PK

Note: Measure Level (dBuV/m) = Reading Level (dBuV) + Factor (dB)

Factor (dB) = Cable Loss (dB) + Antenna Factor (dB) (dB/m) - Pre_Amplifier Gain (dB)

Site: AC1	Time: 2016/11/06 - 14:08
Limit: FCC_Part15.407_RE(3m)	Engineer: Kevin Ke
Probe: BBHA9120D_1GHz_18GHz	Polarity: Horizontal
EUT: US WI-FI AP 4X4 OD ext. antenna	Power: DC 54V
Test Mode: Transmit by 802.11a at Channel 5825MHz Ant 2	

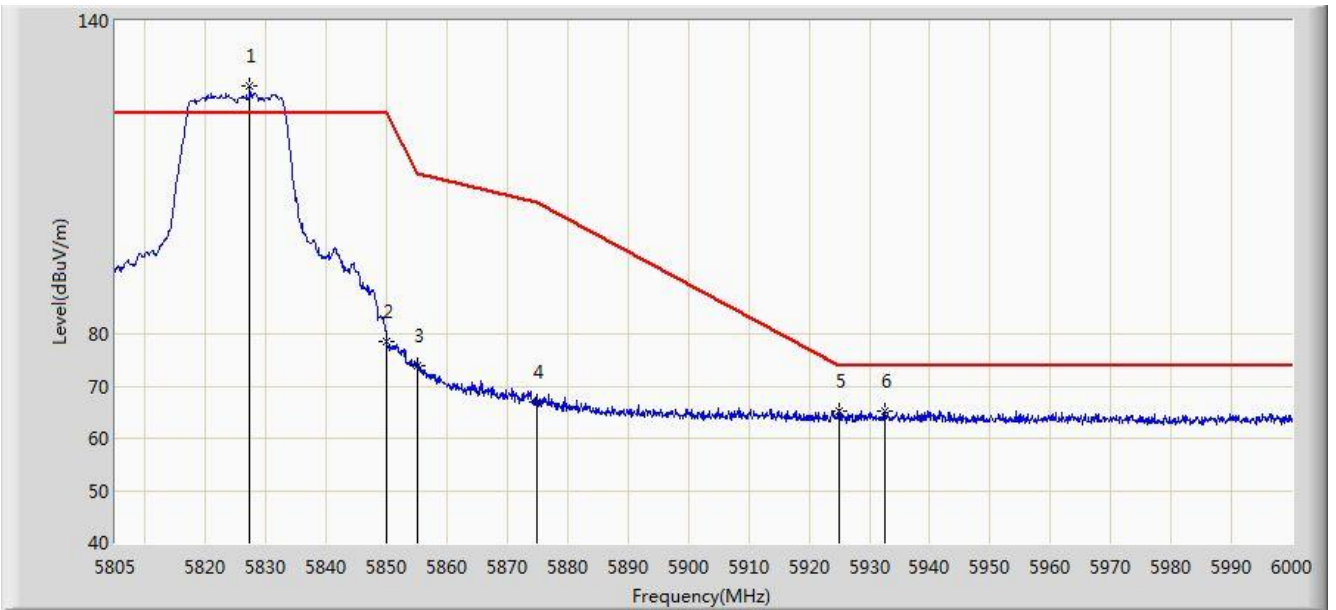


No	Flag	Mark	Frequency (MHz)	Measure Level (dBuV/m)	Reading Level (dBuV)	Margin (dB)	Limit (dBuV/m)	Factor (dB)	Type
1			5822.257	106.060	100.488	N/A	N/A	5.572	PK
2			5850.000	61.340	55.614	-60.860	122.200	5.726	PK
3			5855.000	60.984	55.238	-49.816	110.800	5.746	PK
4			5875.000	59.991	54.171	-45.209	105.200	5.820	PK
5			5925.000	60.644	54.678	-13.356	74.000	5.967	PK
6		*	5927.558	63.219	57.246	-10.781	74.000	5.973	PK

Note: Measure Level (dBμV/m) = Reading Level (dBμV) + Factor (dB)

Factor (dB) = Cable Loss (dB) + Antenna Factor (dB) (dB/m) - Pre_Amplifier Gain (dB)

Site: AC1	Time: 2016/11/06 - 14:11
Limit: FCC_Part15.407_RE(3m)	Engineer: Kevin Ke
Probe: BBHA9120D_1GHz_18GHz	Polarity: Vertical
EUT: US WI-FI AP 4X4 OD ext. antenna	Power: DC 54V
Test Mode: Transmit by 802.11a at Channel 5825MHz Ant 2	

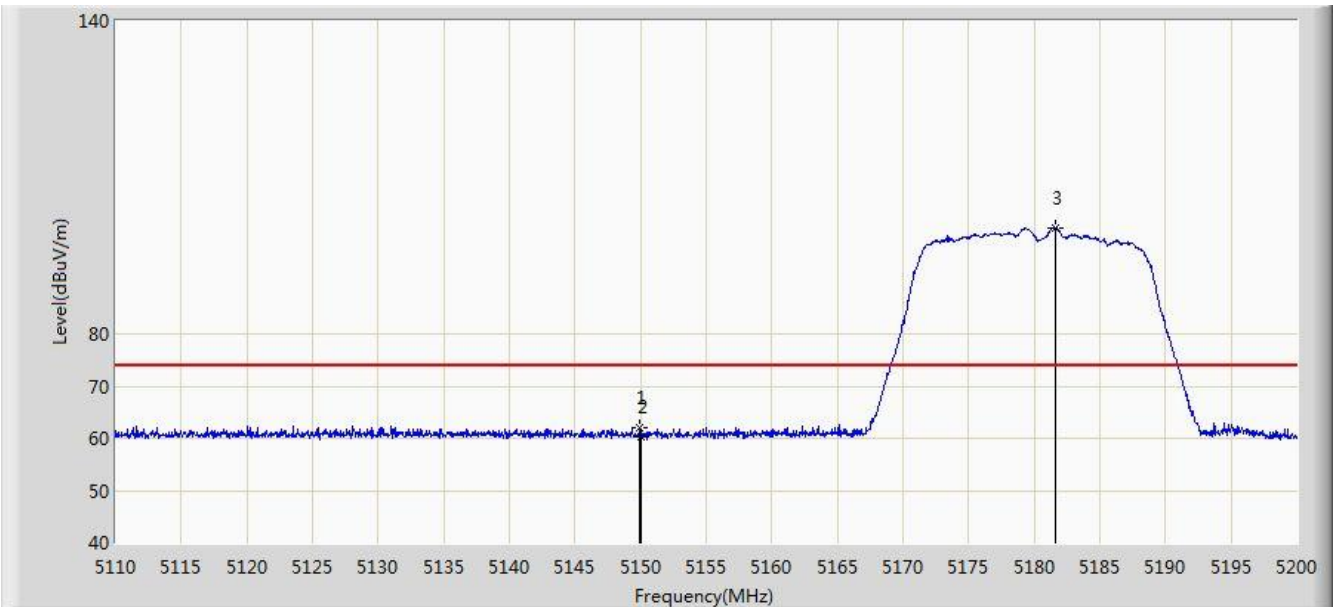


No	Flag	Mark	Frequency (MHz)	Measure Level (dBuV/m)	Reading Level (dBuV)	Margin (dB)	Limit (dBuV/m)	Factor (dB)	Type
1		*	5827.328	127.676	122.074	N/A	N/A	5.602	PK
2			5850.000	78.682	72.956	-43.518	122.200	5.726	PK
3			5855.000	73.835	68.089	-36.965	110.800	5.746	PK
4			5875.000	66.942	61.122	-38.258	105.200	5.820	PK
5			5925.000	65.329	59.363	-8.671	74.000	5.967	PK
6			5932.627	65.332	59.346	-8.668	74.000	5.985	PK

Note: Measure Level (dBuV/m) = Reading Level (dBuV) + Factor (dB)

Factor (dB) = Cable Loss (dB) + Antenna Factor (dB) (dB/m) - Pre_Amplifier Gain (dB)

Site: AC1	Time: 2016/11/06 - 14:23
Limit: FCC_Part15.209_RE(3m)	Engineer: Kevin Ke
Probe: BBHA9120D_1GHz_18GHz	Polarity: Horizontal
EUT: US WI-FI AP 4X4 OD ext. antenna	Power: DC 54V
Test Mode: Transmit by 802.11n-HT20 at Channel 5180MHz Ant 2	

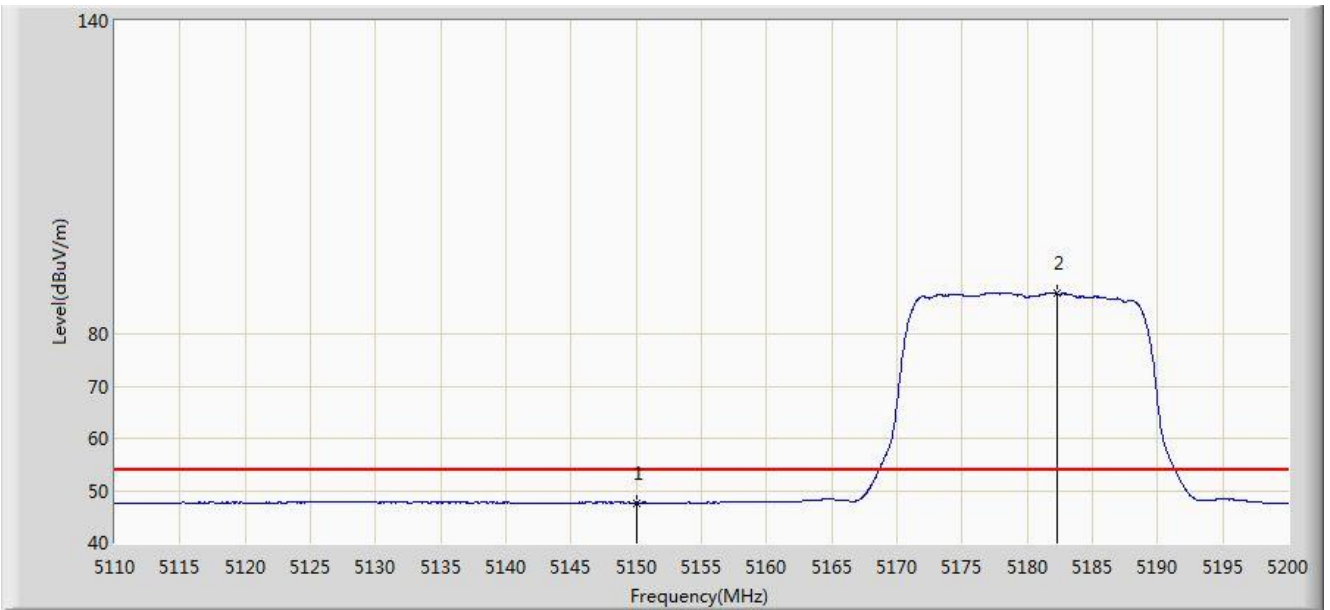


No	Flag	Mark	Frequency (MHz)	Measure Level (dBuV/m)	Reading Level (dBuV)	Margin (dB)	Limit (dBuV/m)	Factor (dB)	Type
1			5149.960	61.902	57.733	-12.098	74.000	4.170	PK
2			5150.000	60.400	56.231	-13.600	74.000	4.170	PK
3		*	5181.595	100.426	96.363	N/A	N/A	4.063	PK

Note: Measure Level (dB μ V/m) = Reading Level (dB μ V) + Factor (dB)

Factor (dB) = Cable Loss (dB) + Antenna Factor (dB) (dB/m) - Pre_Amplifier Gain (dB)

Site: AC1	Time: 2016/11/06 - 14:25
Limit: FCC_Part15.209_RE(3m)	Engineer: Kevin Ke
Probe: BBHA9120D_1GHz_18GHz	Polarity: Horizontal
EUT: US WI-FI AP 4X4 OD ext. antenna	Power: DC 54V
Test Mode: Transmit by 802.11n-HT20 at Channel 5180MHz Ant 2	

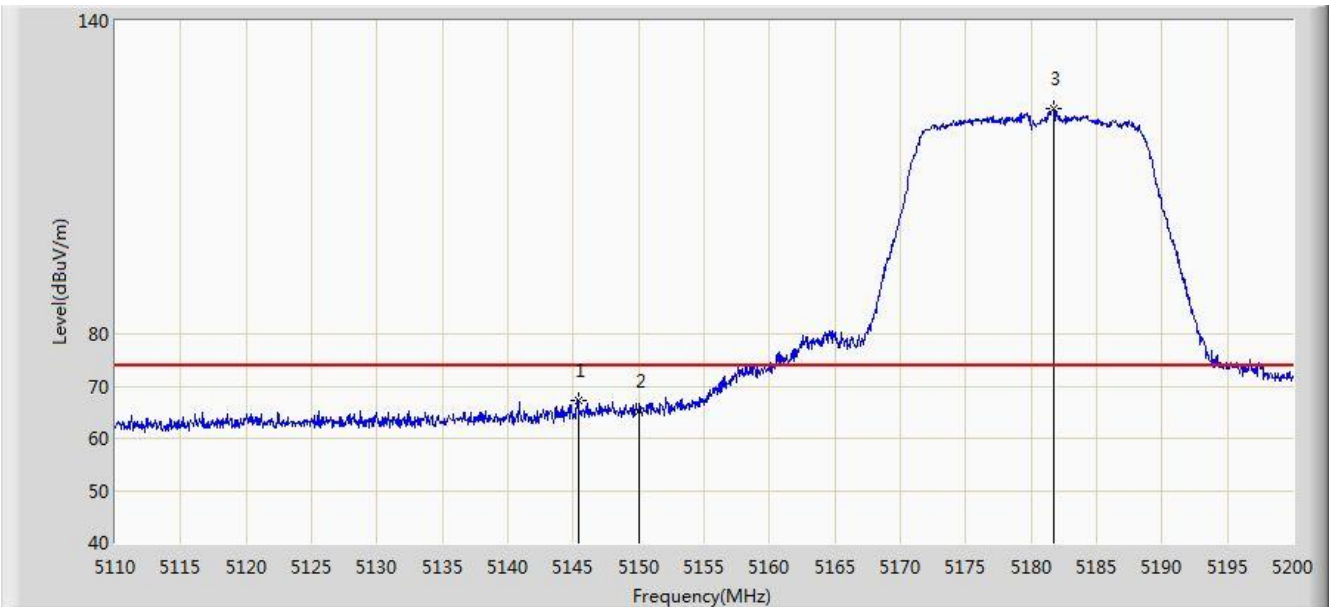


No	Flag	Mark	Frequency (MHz)	Measure Level (dBuV/m)	Reading Level (dBuV)	Margin (dB)	Limit (dBuV/m)	Factor (dB)	Type
1			5150.000	47.668	43.499	-6.332	54.000	4.170	AV
2		*	5182.315	87.690	83.629	N/A	N/A	4.060	AV

Note: Measure Level (dB μ V/m) = Reading Level (dB μ V) + Factor (dB)

Factor (dB) = Cable Loss (dB) + Antenna Factor (dB) (dB/m) - Pre_Amplifier Gain (dB)

Site: AC1	Time: 2016/11/06 - 14:21
Limit: FCC_Part15.209_RE(3m)	Engineer: Kevin Ke
Probe: BBHA9120D_1GHz_18GHz	Polarity: Vertical
EUT: US WI-FI AP 4X4 OD ext. antenna	Power: DC 54V
Test Mode: Transmit by 802.11n-HT20 at Channel 5180MHz Ant 2	

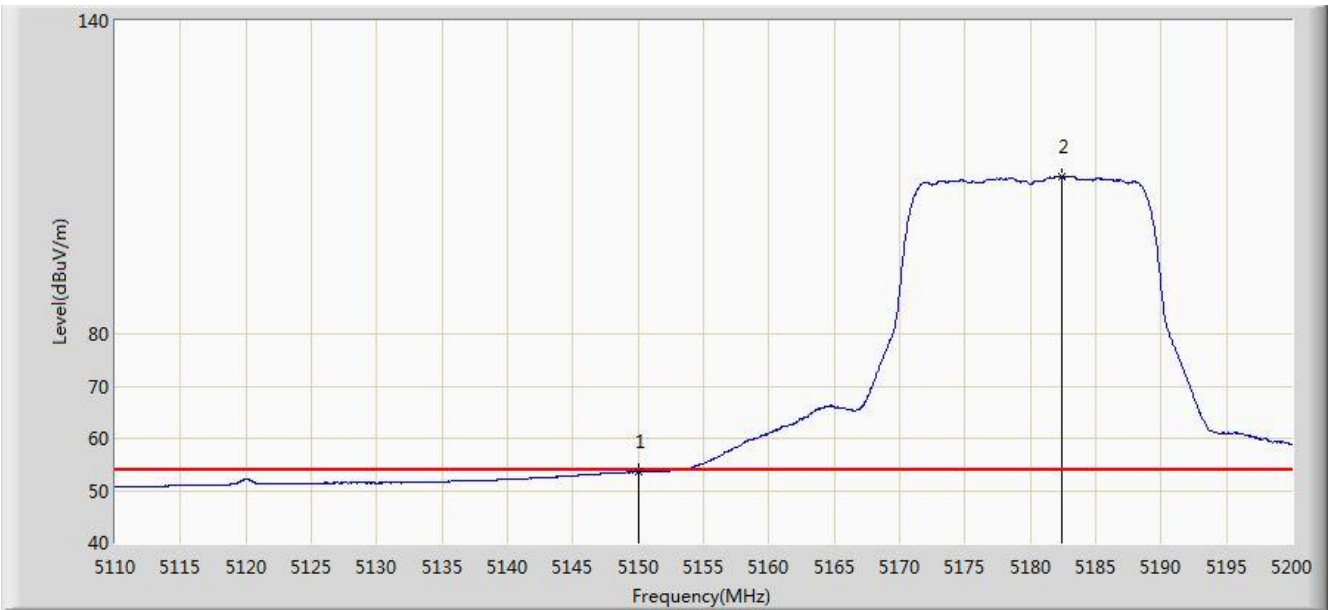


No	Flag	Mark	Frequency (MHz)	Measure Level (dBuV/m)	Reading Level (dBuV)	Margin (dB)	Limit (dBuV/m)	Factor (dB)	Type
1			5145.370	67.294	63.118	-6.706	74.000	4.176	PK
2			5150.000	65.181	61.012	-8.819	74.000	4.170	PK
3		*	5181.730	123.139	119.076	N/A	N/A	4.063	PK

Note: Measure Level (dBμV/m) = Reading Level (dBμV) + Factor (dB)

Factor (dB) = Cable Loss (dB) + Antenna Factor (dB) (dB/m) - Pre_Amplifier Gain (dB)

Site: AC1	Time: 2016/11/06 - 14:20
Limit: FCC_Part15.209_RE(3m)	Engineer: Kevin Ke
Probe: BBHA9120D_1GHz_18GHz	Polarity: Vertical
EUT: US WI-FI AP 4X4 OD ext. antenna	Power: DC 54V
Test Mode: Transmit by 802.11n-HT20 at Channel 5180MHz Ant 2	

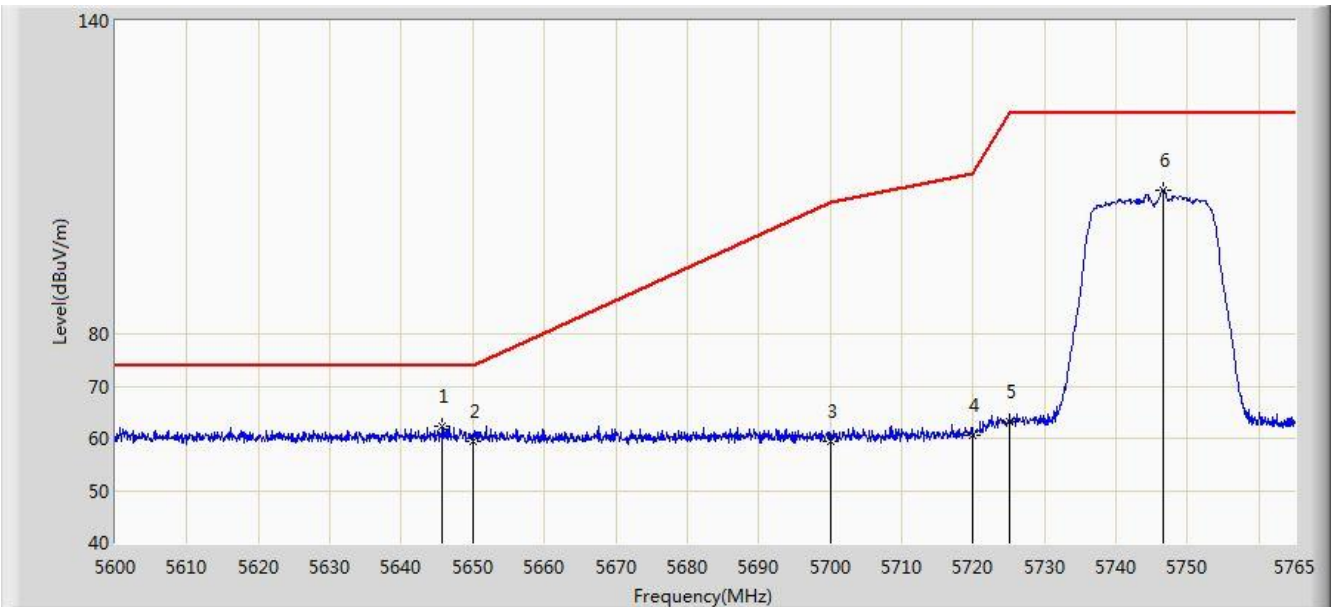


No	Flag	Mark	Frequency (MHz)	Measure Level (dBuV/m)	Reading Level (dBuV)	Margin (dB)	Limit (dBuV/m)	Factor (dB)	Type
1			5150.000	53.491	49.322	-0.509	54.000	4.170	AV
2	X	*	5182.450	110.031	105.971	N/A	N/A	4.060	AV

Note: Measure Level (dBμV/m) = Reading Level (dBμV) + Factor (dB)

Factor (dB) = Cable Loss (dB) + Antenna Factor (dB) (dB/m) - Pre_Amplifier Gain (dB)

Site: AC1	Time: 2016/11/06 - 15:02
Limit: FCC_Part15.407_RE(3m)	Engineer: Kevin Ke
Probe: BBHA9120D_1GHz_18GHz	Polarity: Horizontal
EUT: US WI-FI AP 4X4 OD ext. antenna	Power: DC 54V
Test Mode: Transmit by 802.11n-HT20 at Channel 5745MHz Ant 2	

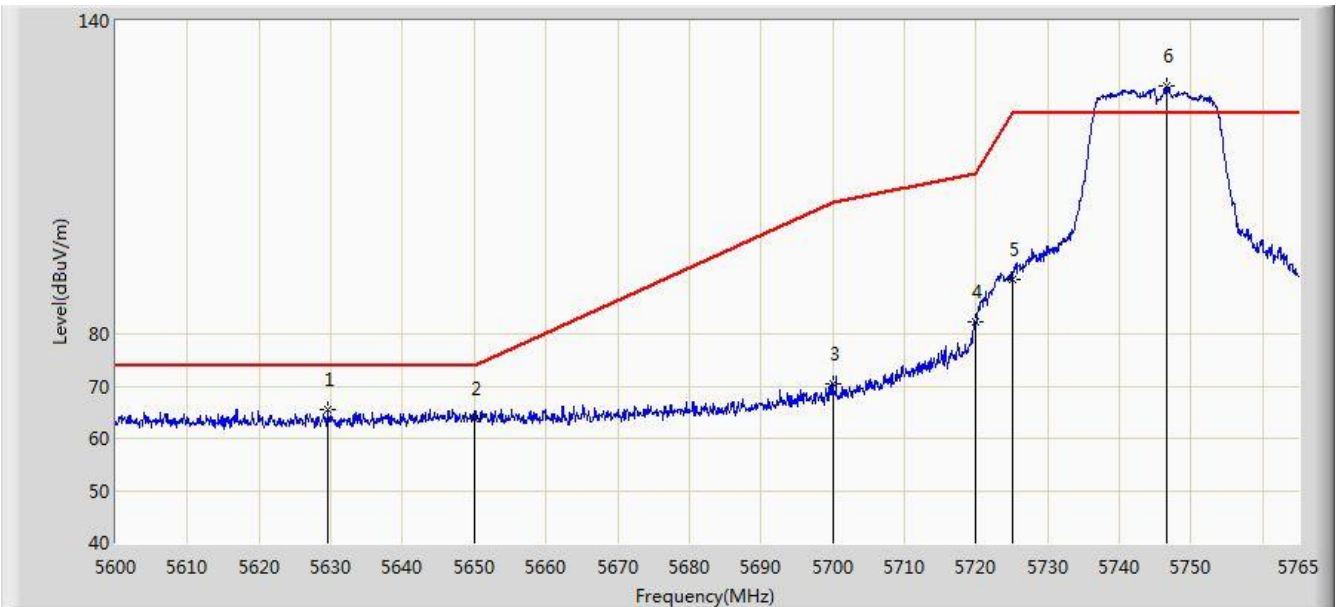


No	Flag	Mark	Frequency (MHz)	Measure Level (dBuV/m)	Reading Level (dBuV)	Margin (dB)	Limit (dBuV/m)	Factor (dB)	Type
1		*	5645.788	62.178	57.521	-11.822	74.000	4.657	PK
2			5650.000	59.463	54.792	-14.537	74.000	4.671	PK
3			5700.000	59.440	54.562	-45.760	105.200	4.878	PK
4			5720.000	60.643	55.646	-50.157	110.800	4.997	PK
5			5725.000	63.197	58.168	-59.003	122.200	5.029	PK
6			5746.685	107.479	102.314	N/A	N/A	5.165	PK

Note: Measure Level (dBuV/m) = Reading Level (dBuV) + Factor (dB)

Factor (dB) = Cable Loss (dB) + Antenna Factor (dB) (dB/m) - Pre_Amplifier Gain (dB)

Site: AC1	Time: 2016/11/06 - 15:05
Limit: FCC_Part15.407_RE(3m)	Engineer: Kevin Ke
Probe: BBHA9120D_1GHz_18GHz	Polarity: Vertical
EUT: US WI-FI AP 4X4 OD ext. antenna	Power: DC 54V
Test Mode: Transmit by 802.11n-HT20 at Channel 5745MHz Ant 2	

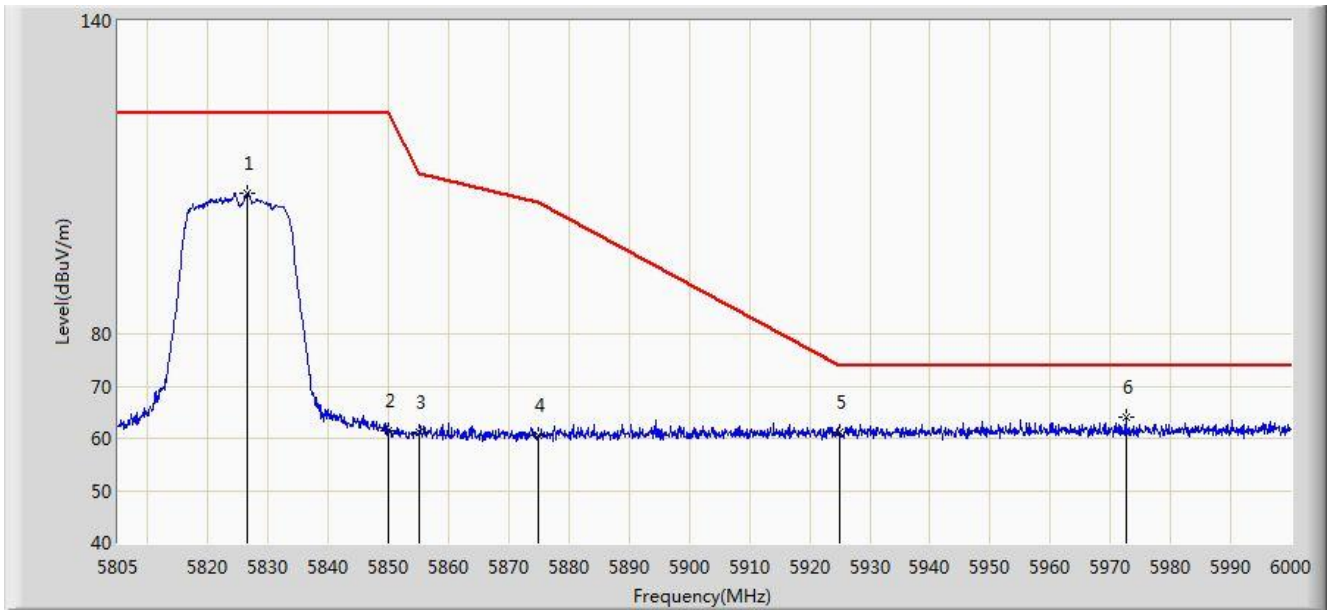


No	Flag	Mark	Frequency (MHz)	Measure Level (dBuV/m)	Reading Level (dBuV)	Margin (dB)	Limit (dBuV/m)	Factor (dB)	Type
1			5629.535	65.444	60.836	-8.556	74.000	4.608	PK
2			5650.000	63.839	59.168	-10.161	74.000	4.671	PK
3			5700.000	70.380	65.502	-34.820	105.200	4.878	PK
4			5720.000	82.333	77.336	-28.467	110.800	4.997	PK
5			5725.000	90.406	85.377	-31.794	122.200	5.029	PK
6		*	5746.520	127.409	122.245	N/A	N/A	5.163	PK

Note: Measure Level (dBuV/m) = Reading Level (dBuV) + Factor (dB)

Factor (dB) = Cable Loss (dB) + Antenna Factor (dB) (dB/m) - Pre_Amplifier Gain (dB)

Site: AC1	Time: 2016/11/06 - 15:08
Limit: FCC_Part15.407_RE(3m)	Engineer: Kevin Ke
Probe: BBHA9120D_1GHz_18GHz	Polarity: Horizontal
EUT: US WI-FI AP 4X4 OD ext. antenna	Power: DC 54V
Test Mode: Transmit by 802.11n-HT20 at Channel 5825MHz Ant 2	

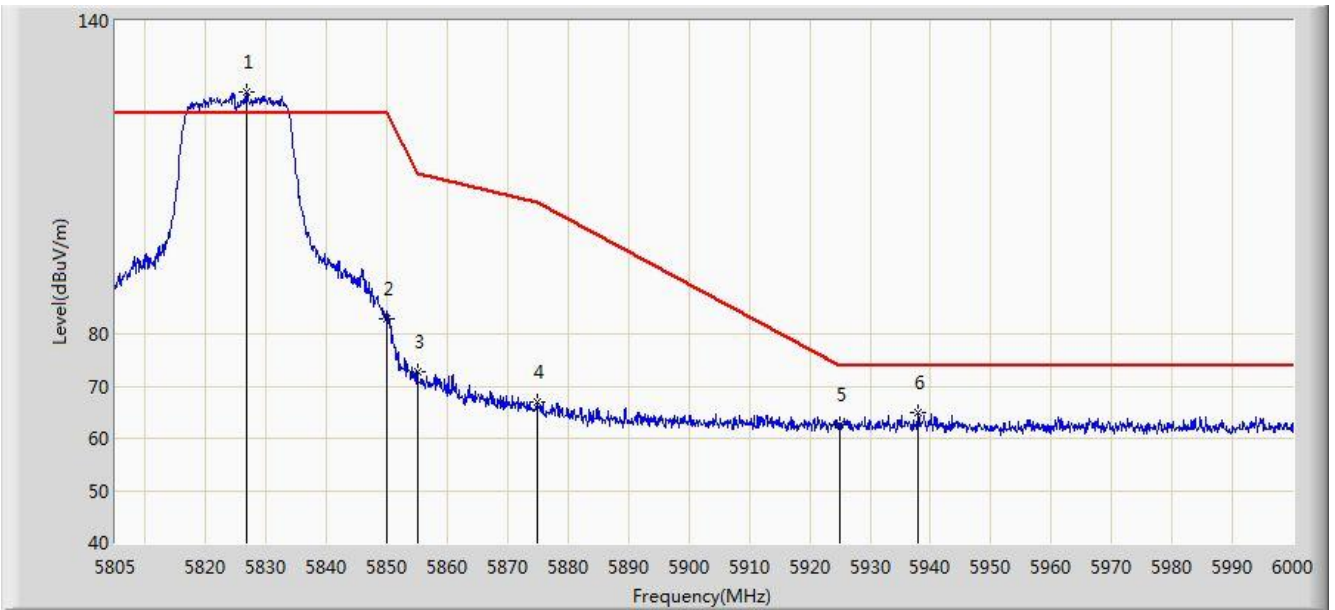


No	Flag	Mark	Frequency (MHz)	Measure Level (dBuV/m)	Reading Level (dBuV)	Margin (dB)	Limit (dBuV/m)	Factor (dB)	Type
1			5826.450	107.059	101.463	N/A	N/A	5.596	PK
2			5850.000	61.305	55.579	-60.895	122.200	5.726	PK
3			5855.000	61.156	55.410	-49.644	110.800	5.746	PK
4			5875.000	60.605	54.785	-44.595	105.200	5.820	PK
5			5925.000	61.217	55.251	-12.783	74.000	5.967	PK
6		*	5972.603	64.086	58.021	-9.914	74.000	6.065	PK

Note: Measure Level (dBuV/m) = Reading Level (dBuV) + Factor (dB)

Factor (dB) = Cable Loss (dB) + Antenna Factor (dB) (dB/m) - Pre_Amplifier Gain (dB)

Site: AC1	Time: 2016/11/06 - 15:11
Limit: FCC_Part15.407_RE(3m)	Engineer: Kevin Ke
Probe: BBHA9120D_1GHz_18GHz	Polarity: Vertical
EUT: US WI-FI AP 4X4 OD ext. antenna	Power: DC 54V
Test Mode: Transmit by 802.11n-HT20 at Channel 5825MHz Ant 2	

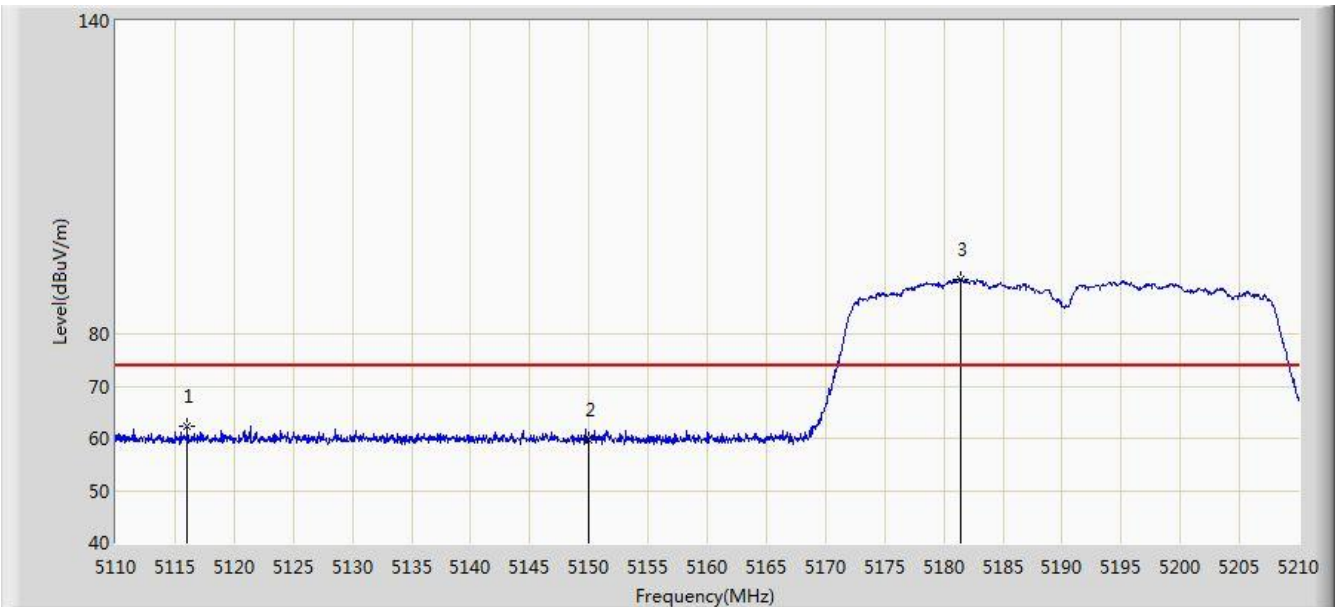


No	Flag	Mark	Frequency (MHz)	Measure Level (dBuV/m)	Reading Level (dBuV)	Margin (dB)	Limit (dBuV/m)	Factor (dB)	Type
1		*	5826.840	126.487	120.888	N/A	N/A	5.599	PK
2			5850.000	82.978	77.252	-39.222	122.200	5.726	PK
3			5855.000	72.768	67.022	-38.032	110.800	5.746	PK
4			5875.000	66.864	61.044	-38.336	105.200	5.820	PK
5			5925.000	62.617	56.651	-11.383	74.000	5.967	PK
6			5937.990	64.860	58.861	-9.140	74.000	5.998	PK

Note: Measure Level (dBμV/m) = Reading Level (dBμV) + Factor (dB)

Factor (dB) = Cable Loss (dB) + Antenna Factor (dB) (dB/m) - Pre_Amplifier Gain (dB)

Site: AC1	Time: 2016/11/06 - 15:24
Limit: FCC_Part15.209_RE(3m)	Engineer: Kevin Ke
Probe: BBHA9120D_1GHz_18GHz	Polarity: Horizontal
EUT: US WI-FI AP 4X4 OD ext. antenna	Power: DC 54V
Test Mode: Transmit by 802.11n-HT40 at Channel 5190MHz Ant 2	



No	Flag	Mark	Frequency (MHz)	Measure Level (dBuV/m)	Reading Level (dBuV)	Margin (dB)	Limit (dBuV/m)	Factor (dB)	Type
1			5116.050	62.263	58.088	-11.737	74.000	4.174	PK
2			5150.000	59.699	55.530	-14.301	74.000	4.170	PK
3		*	5181.400	90.497	86.433	N/A	N/A	4.064	PK

Note: Measure Level (dB μ V/m) = Reading Level (dB μ V) + Factor (dB)

Factor (dB) = Cable Loss (dB) + Antenna Factor (dB) (dB/m) - Pre_Amplifier Gain (dB)