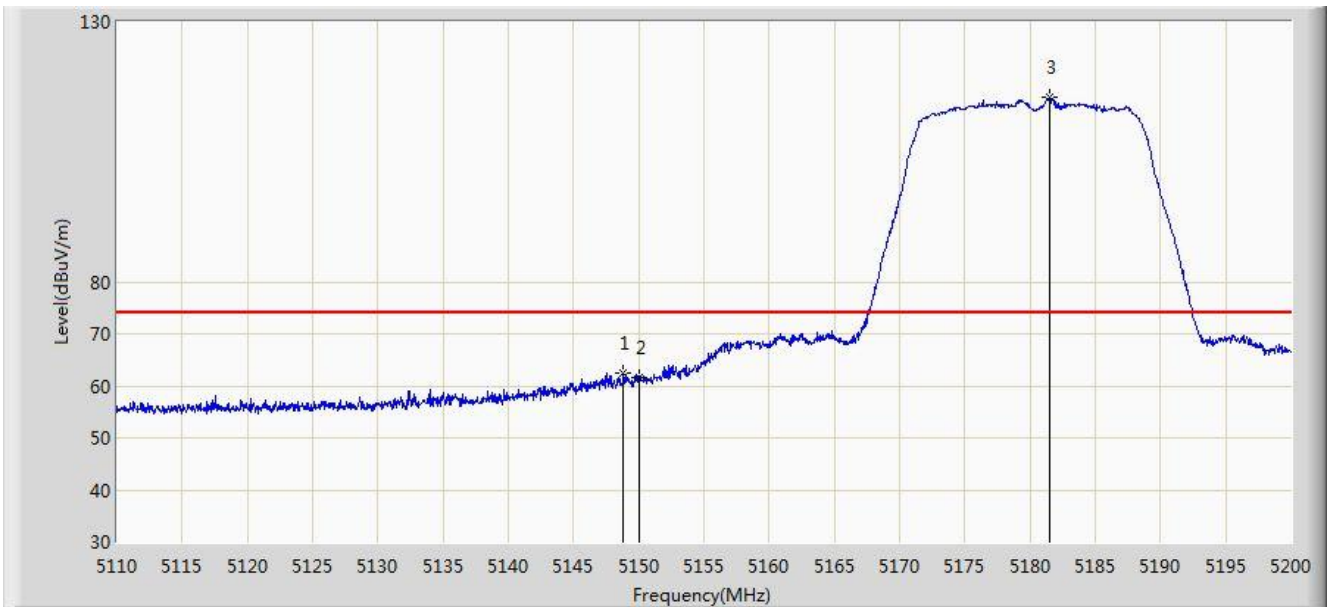


Site: AC1	Time: 2016/09/07 - 23:20
Limit: FCC_Part15.209_RE(3m)	Engineer: Kevin Ke
Probe: BBHA9120D_1GHz_18GHz	Polarity: Horizontal
EUT: US WI-FI AP 4X4 OD ext. antenna	Power:DC 54V
Test Mode: Transmit at channel 5180MHz by 802.11ac-VHT20 Ant 2	

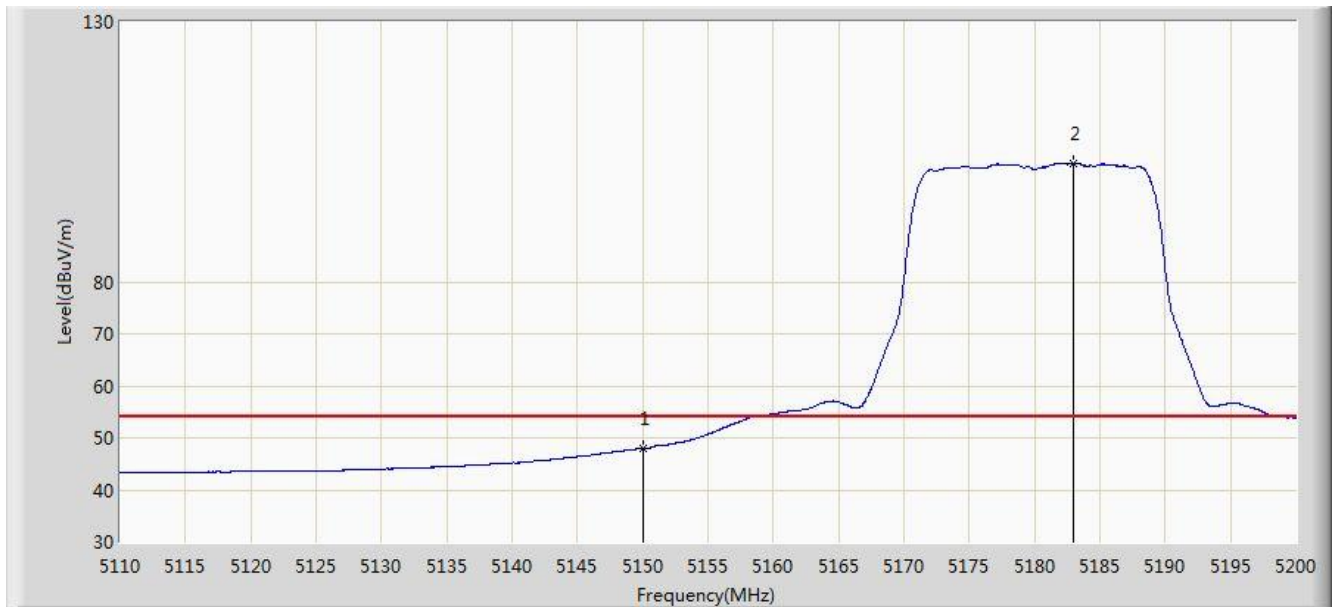


No	Flag	Mark	Frequency (MHz)	Measure Level (dBuV/m)	Reading Level (dBuV)	Margin (dB)	Limit (dBuV/m)	Factor (dB)	Type
1			5148.835	62.532	58.359	-11.468	74.000	4.173	PK
2			5150.000	61.688	57.519	-12.312	74.000	4.170	PK
3		*	5181.505	115.364	111.301	N/A	N/A	4.064	PK

Note: Measure Level (dBμV/m) = Reading Level (dBμV) + Factor (dB)

Factor (dB) = Cable Loss (dB) + Antenna Factor (dB/m) - Pre_Amplifier Gain (dB)

Site: AC1	Time: 2016/09/07 - 23:21
Limit: FCC_Part15.209_RE(3m)	Engineer: Kevin Ke
Probe: BBHA9120D_1GHz_18GHz	Polarity: Horizontal
EUT: US WI-FI AP 4X4 OD ext. antenna	Power:DC 54V
Test Mode: Transmit at channel 5180MHz by 802.11ac-VHT20 Ant 2	

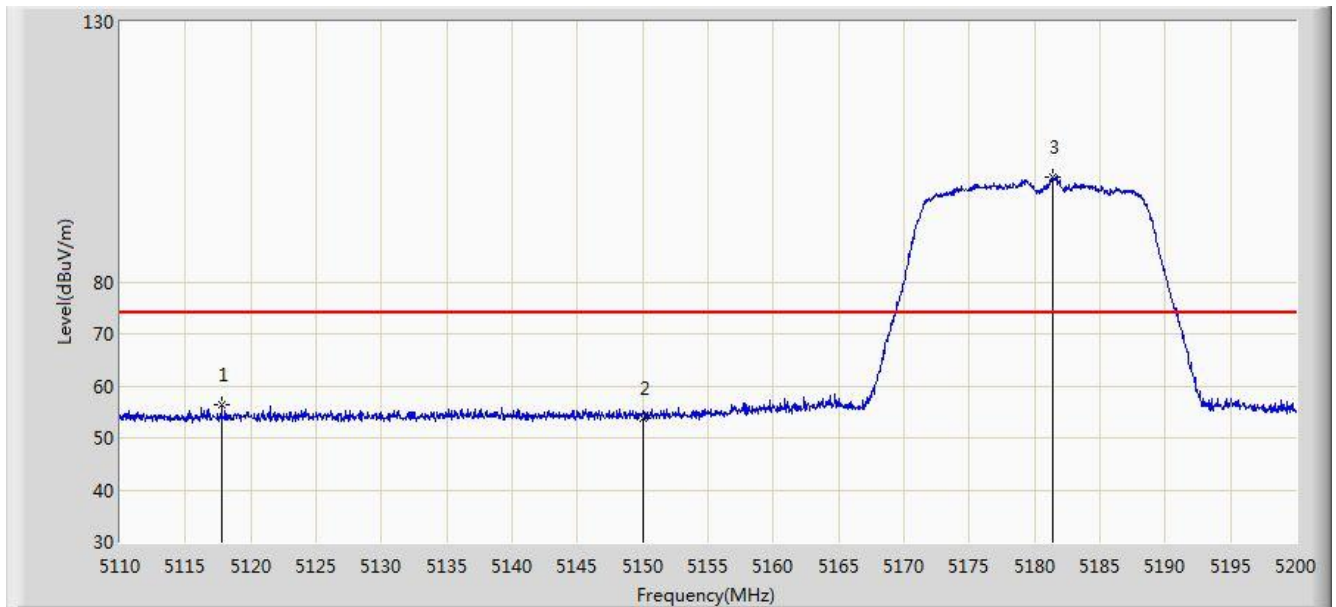


No	Flag	Mark	Frequency (MHz)	Measure Level (dBuV/m)	Reading Level (dBuV)	Margin (dB)	Limit (dBuV/m)	Factor (dB)	Type
1			5150.000	47.948	43.779	-6.052	54.000	4.170	AV
2		*	5182.990	102.851	98.793	N/A	N/A	4.059	AV

Note: Measure Level (dBμV/m) = Reading Level (dBμV) + Factor (dB)

Factor (dB) = Cable Loss (dB) + Antenna Factor (dB/m) - Pre_Amplifier Gain (dB)

Site: AC1	Time: 2016/09/07 - 23:21
Limit: FCC_Part15.209_RE(3m)	Engineer: Kevin Ke
Probe: BBHA9120D_1GHz_18GHz	Polarity: Vertical
EUT: US WI-FI AP 4X4 OD ext. antenna	Power:DC 54V
Test Mode: Transmit at channel 5180MHz by 802.11ac-VHT20 Ant 2	

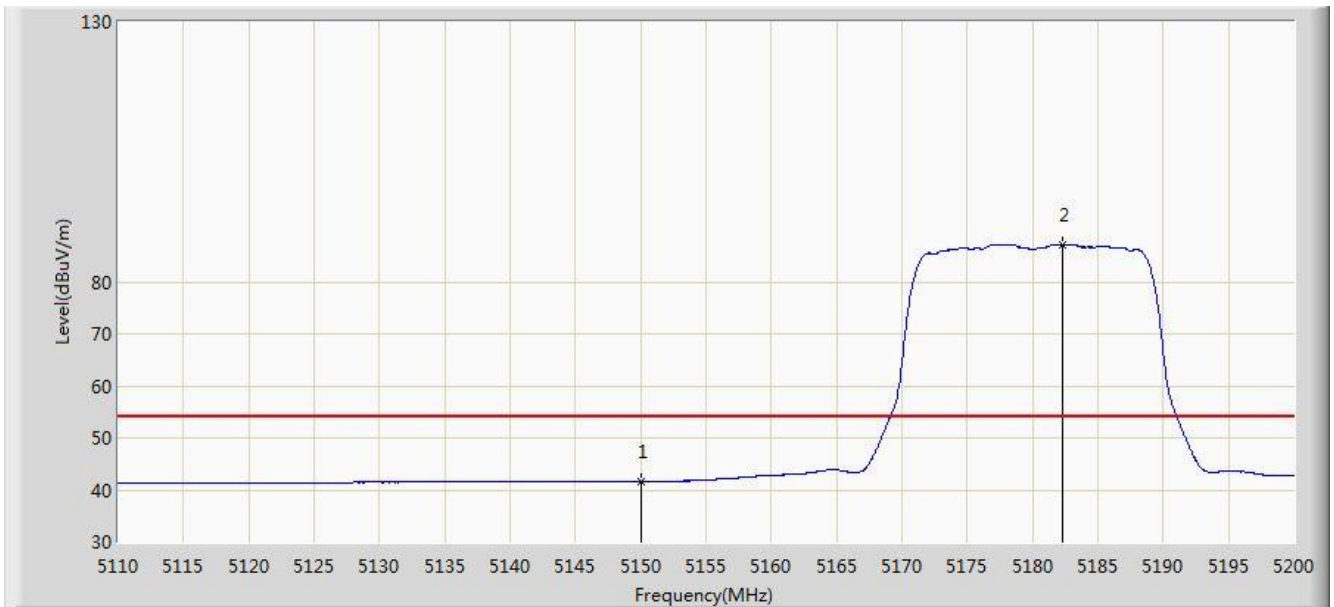


No	Flag	Mark	Frequency (MHz)	Measure Level (dBuV/m)	Reading Level (dBuV)	Margin (dB)	Limit (dBuV/m)	Factor (dB)	Type
1			5117.785	56.387	52.212	-17.613	74.000	4.175	PK
2			5150.000	53.871	49.702	-20.129	74.000	4.170	PK
3		*	5181.370	100.109	96.045	N/A	N/A	4.064	PK

Note: Measure Level (dB μ V/m) = Reading Level (dB μ V) + Factor (dB)

Factor (dB) = Cable Loss (dB) + Antenna Factor (dB/m) - Pre_Amplifier Gain (dB)

Site: AC1	Time: 2016/09/07 - 23:22
Limit: FCC_Part15.209_RE(3m)	Engineer: Kevin Ke
Probe: BBHA9120D_1GHz_18GHz	Polarity: Vertical
EUT: US WI-FI AP 4X4 OD ext. antenna	Power:DC 54V
Test Mode: Transmit at channel 5180MHz by 802.11ac-VHT20 Ant 2	

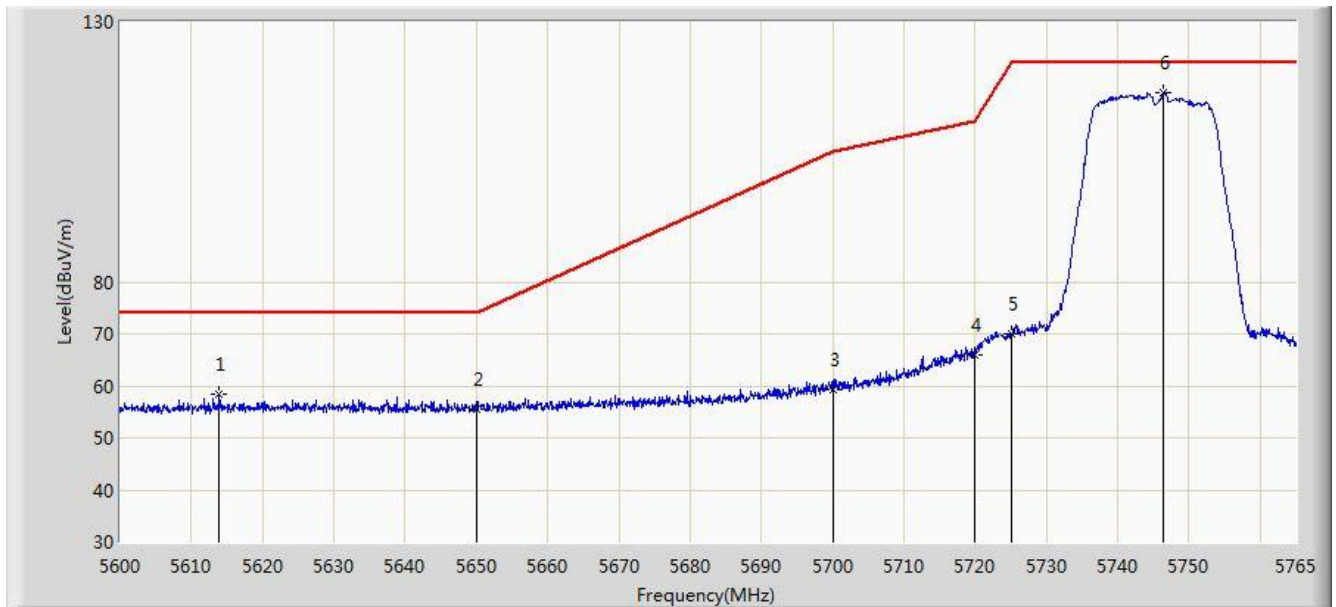


No	Flag	Mark	Frequency (MHz)	Measure Level (dBuV/m)	Reading Level (dBuV)	Margin (dB)	Limit (dBuV/m)	Factor (dB)	Type
1			5150.000	41.644	37.475	-12.356	54.000	4.170	AV
2		*	5182.315	87.100	83.039	N/A	N/A	4.060	AV

Note: Measure Level (dBμV/m) = Reading Level (dBμV) + Factor (dB)

Factor (dB) = Cable Loss (dB) + Antenna Factor (dB/m) - Pre_Amplifier Gain (dB)

Site: AC1	Time: 2016/09/07 - 23:33
Limit: FCC_Part15.407_RE(3m)	Engineer: Kevin Ke
Probe: BBHA9120D_1GHz_18GHz	Polarity: Horizontal
EUT: US WI-FI AP 4X4 OD ext. antenna	Power:DC 54V
Test Mode: Transmit at channel 5745MHz by 802.11ac-VHT20 Ant 2	

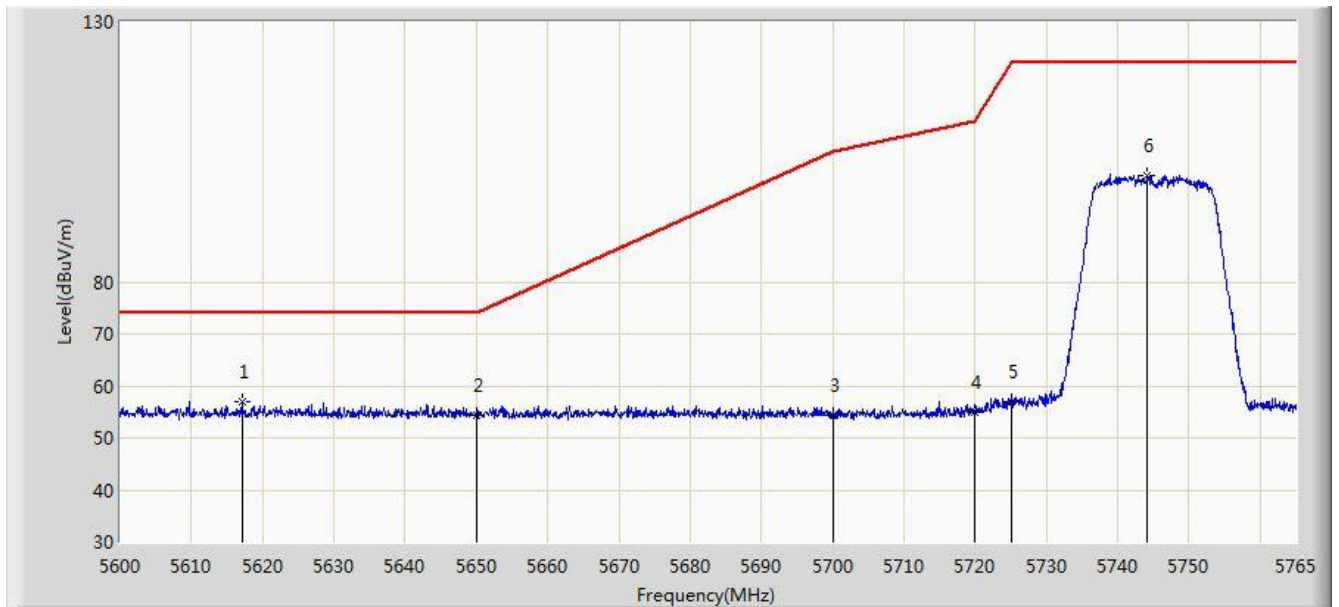


No	Flag	Mark	Frequency (MHz)	Measure Level (dBuV/m)	Reading Level (dBuV)	Margin (dB)	Limit (dBuV/m)	Factor (dB)	Type
1			5613.942	58.326	53.763	-15.674	74.000	4.563	PK
2			5650.000	55.608	50.937	-18.392	74.000	4.671	PK
3			5700.000	59.401	54.523	-45.799	105.200	4.878	PK
4			5720.000	65.933	60.936	-44.867	110.800	4.997	PK
5			5725.000	70.036	65.007	-52.164	122.200	5.029	PK
6		*	5746.437	116.489	111.326	N/A	N/A	5.163	PK

Note: Measure Level (dBuV/m) = Reading Level (dBuV) + Factor (dB)

Factor (dB) = Cable Loss (dB) + Antenna Factor (dB/m) - Pre_Amplifier Gain (dB)

Site: AC1	Time: 2016/09/07 - 23:34
Limit: FCC_Part15.407_RE(3m)	Engineer: Kevin Ke
Probe: BBHA9120D_1GHz_18GHz	Polarity: Vertical
EUT: US WI-FI AP 4X4 OD ext. antenna	Power:DC 54V
Test Mode: Transmit at channel 5745MHz by 802.11ac-VHT20 Ant 2	

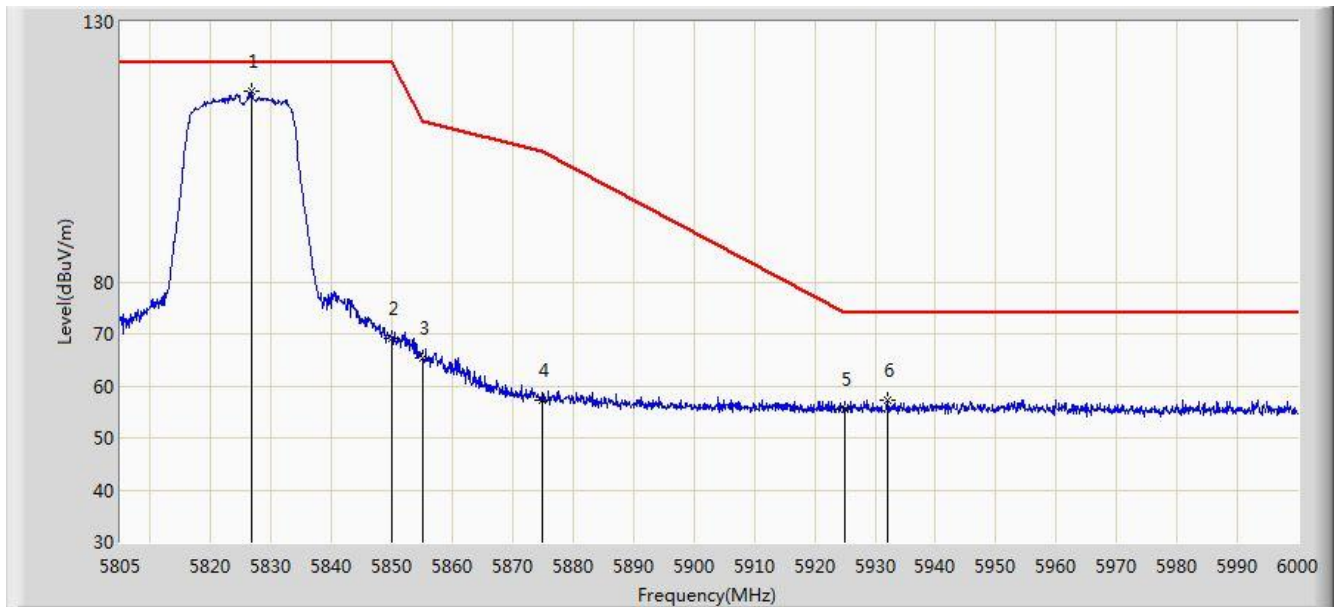


No	Flag	Mark	Frequency (MHz)	Measure Level (dBuV/m)	Reading Level (dBuV)	Margin (dB)	Limit (dBuV/m)	Factor (dB)	Type
1		*	5617.078	56.995	52.423	-17.005	74.000	4.572	PK
2			5650.000	54.347	49.676	-19.653	74.000	4.671	PK
3			5700.000	54.409	49.531	-50.791	105.200	4.878	PK
4			5720.000	55.044	50.047	-55.756	110.800	4.997	PK
5			5725.000	56.945	51.916	-65.255	122.200	5.029	PK
6			5744.210	100.436	95.286	N/A	N/A	5.151	PK

Note: Measure Level (dBuV/m) = Reading Level (dBuV) + Factor (dB)

Factor (dB) = Cable Loss (dB) + Antenna Factor (dB/m) - Pre_Amplifier Gain (dB)

Site: AC1	Time: 2016/09/07 - 23:35
Limit: FCC_Part15.407_RE(3m)	Engineer: Kevin Ke
arobe: BBHA9120D_1GHz_18GHz	Polarity: Horizontal
EUT: US WI-FI AP 4X4 OD ext. antenna	Power:DC 54V
Test Mode: Transmit at channel 5825MHz by 802.11ac-VHT20 Ant 2	

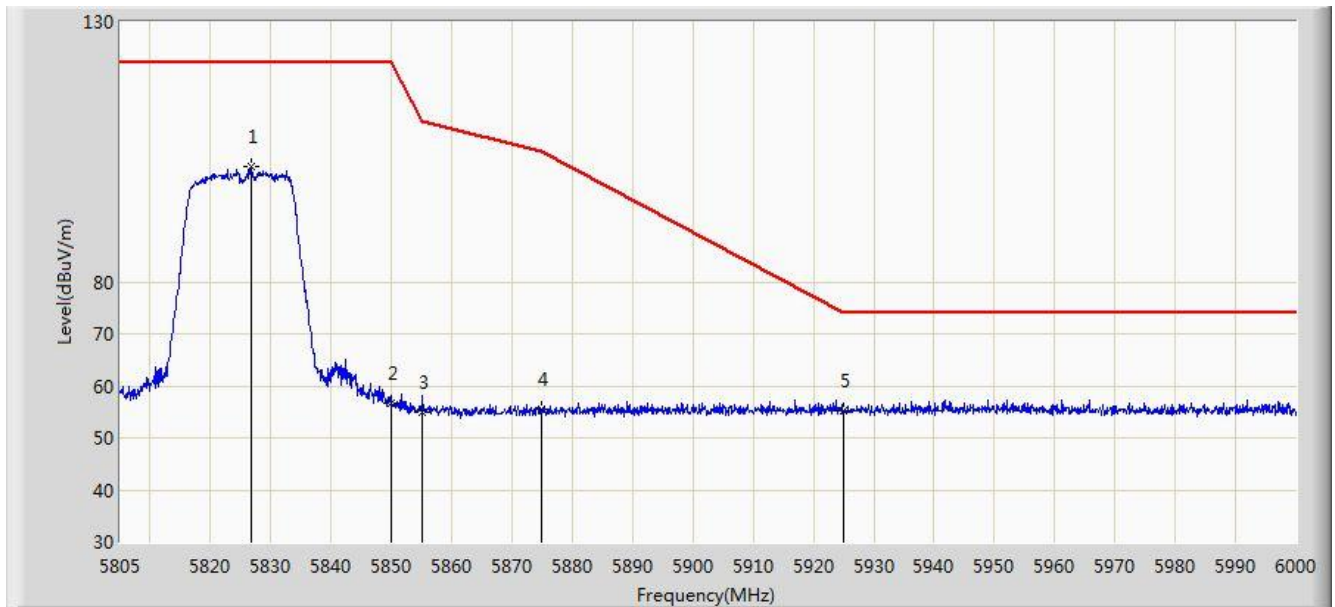


No	Flag	Mark	Frequency (MHz)	Measure Level (dBuV/m)	Reading Level (dBuV)	Margin (dB)	Limit (dBuV/m)	Factor (dB)	Type
1		*	5826.645	116.644	111.046	N/A	N/A	5.598	PK
2			5850.000	69.049	63.323	-53.151	122.200	5.726	PK
3			5855.000	65.334	59.588	-45.466	110.800	5.746	PK
4			5875.000	57.359	51.539	-47.841	105.200	5.820	PK
5			5925.000	55.563	49.597	-18.437	74.000	5.967	PK
6			5932.042	57.207	51.223	-16.793	74.000	5.984	PK

Note: Measure Level (dBuV/m) = Reading Level (dBuV) + Factor (dB)

Factor (dB) = Cable Loss (dB) + Antenna Factor (dB/m) - Pre_Amplifier Gain (dB)

Site: AC1	Time: 2016/09/07 - 23:35
Limit: FCC_Part15.407_RE(3m)	Engineer: Kevin Ke
Probe: BBHA9120D_1GHz_18GHz	Polarity: Vertical
EUT: US WI-FI AP 4X4 OD ext. antenna	Power:DC 54V
Test Mode: Transmit at channel 5825MHz by 802.11ac-VHT20 Ant 2	

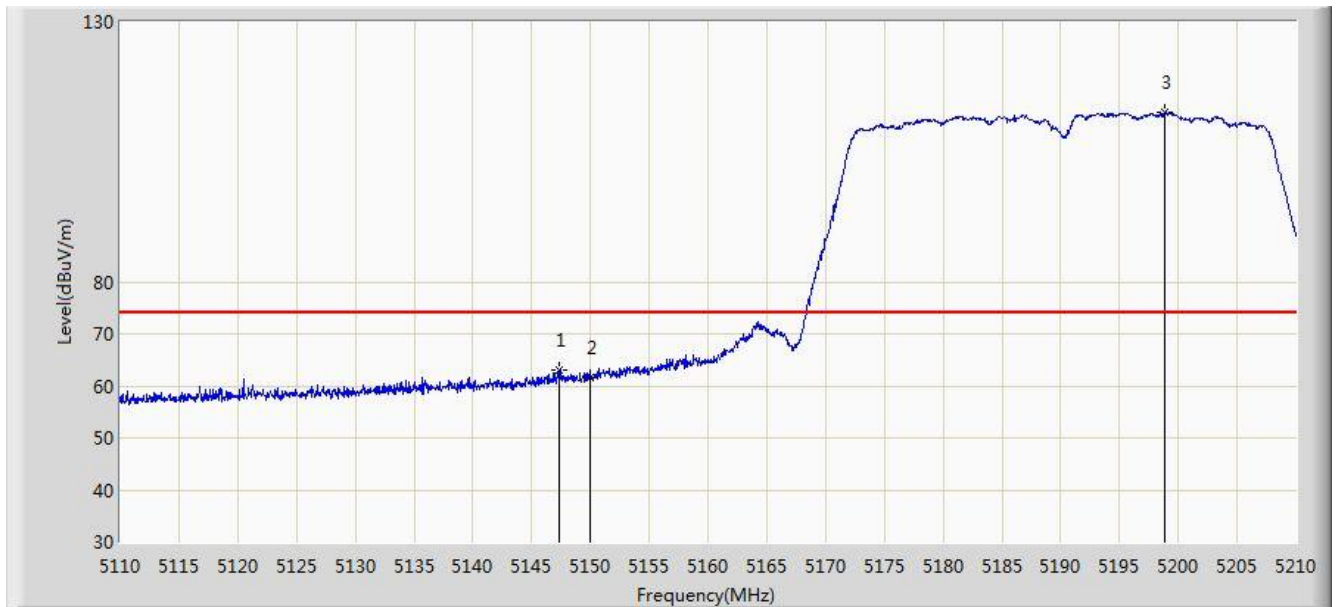


No	Flag	Mark	Frequency (MHz)	Measure Level (dBuV/m)	Reading Level (dBuV)	Margin (dB)	Limit (dBuV/m)	Factor (dB)	Type
1			5826.840	102.068	96.469	N/A	N/A	5.599	PK
2			5850.000	56.743	51.017	-65.457	122.200	5.726	PK
3			5855.000	54.942	49.196	-55.858	110.800	5.746	PK
4			5875.000	55.571	49.751	-49.629	105.200	5.820	PK
5		*	5925.000	55.090	49.124	-18.910	74.000	5.967	PK

Note: Measure Level (dBμV/m) = Reading Level (dBμV) + Factor (dB)

Factor (dB) = Cable Loss (dB) + Antenna Factor (dB/m) - Pre_Amplifier Gain (dB)

Site: AC1	Time: 2016/09/07 - 23:38
Limit: FCC_Part15.209_RE(3m)	Engineer: Kevin Ke
Probe: BBHA9120D_1GHz_18GHz	Polarity: Horizontal
EUT: US WI-FI AP 4X4 OD ext. antenna	Power:DC 54V
Test Mode: Transmit at channel 5190MHz by 802.11ac-VHT40 Ant 2	

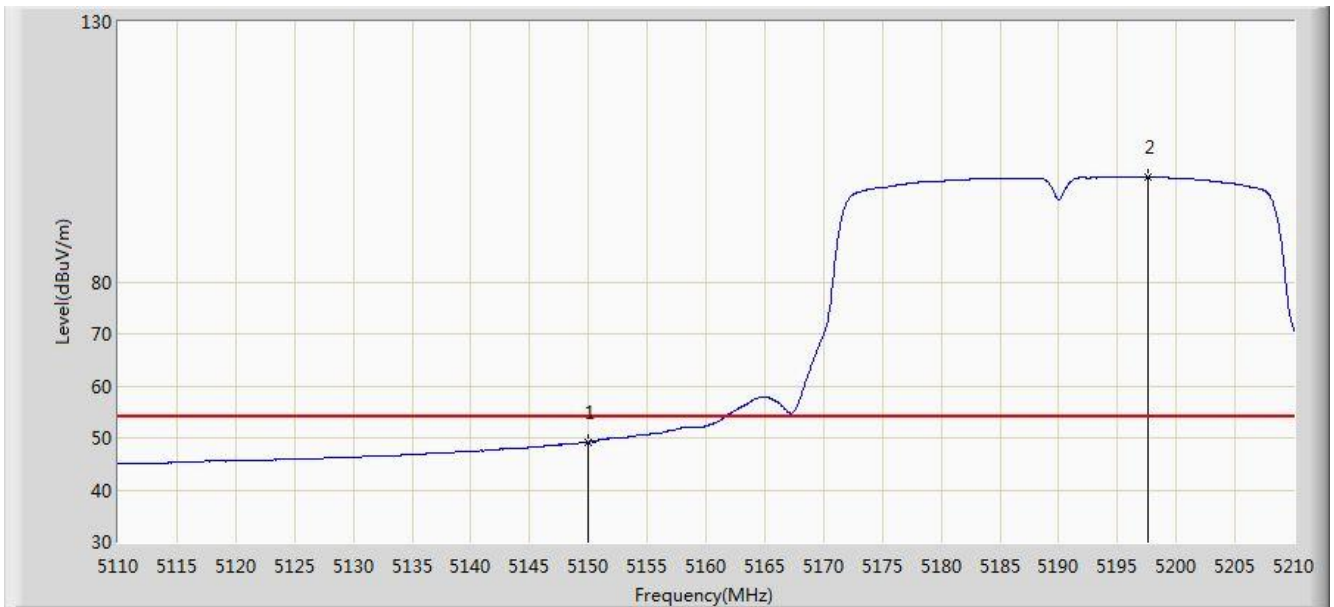


No	Flag	Mark	Frequency (MHz)	Measure Level (dBuV/m)	Reading Level (dBuV)	Margin (dB)	Limit (dBuV/m)	Factor (dB)	Type
1			5147.400	63.120	58.944	-10.880	74.000	4.175	PK
2			5150.000	61.457	57.288	-12.543	74.000	4.170	PK
3		*	5198.900	112.561	108.559	N/A	N/A	4.001	PK

Note: Measure Level (dB μ V/m) = Reading Level (dB μ V) + Factor (dB)

Factor (dB) = Cable Loss (dB) + Antenna Factor (dB/m) - Pre_Amplifier Gain (dB)

Site: AC1	Time: 2016/09/07 - 23:41
Limit: FCC_Part15.209_RE(3m)	Engineer: Kevin Ke
Probe: BBHA9120D_1GHz_18GHz	Polarity: Horizontal
EUT: US WI-FI AP 4X4 OD ext. antenna	Power:DC 54V
Test Mode: Transmit at channel 5190MHz by 802.11ac-VHT40 Ant 2	

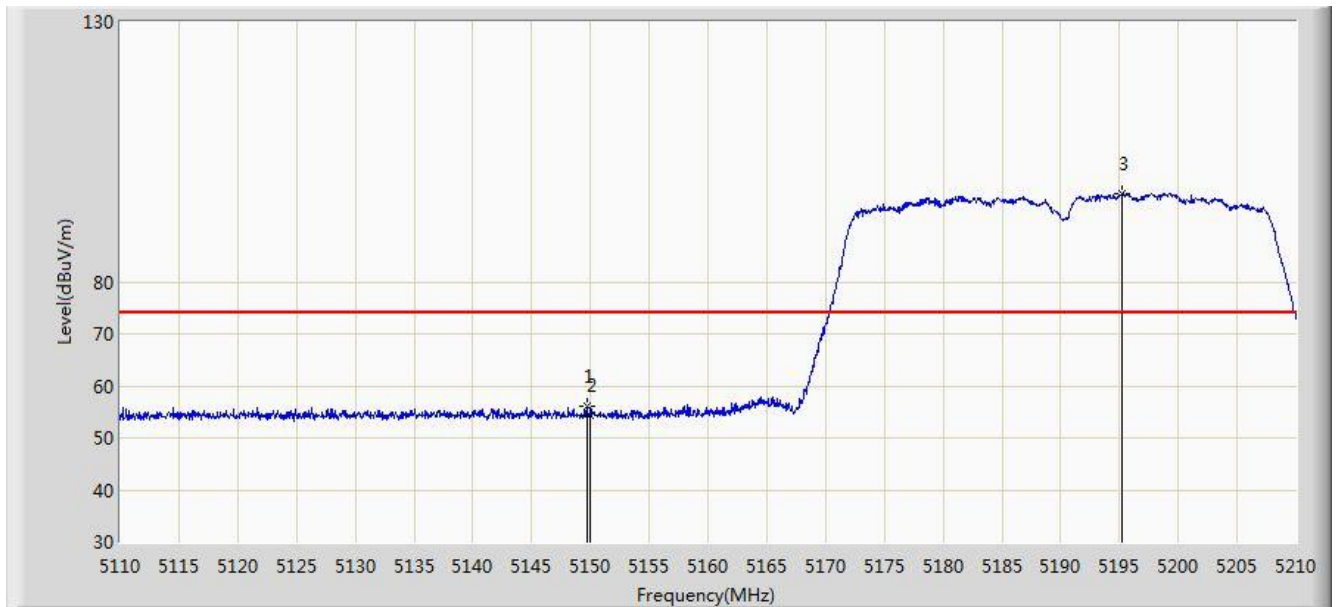


No	Flag	Mark	Frequency (MHz)	Measure Level (dBuV/m)	Reading Level (dBuV)	Margin (dB)	Limit (dBuV/m)	Factor (dB)	Type
1			5150.000	49.148	44.979	-4.852	54.000	4.170	AV
2		*	5197.650	100.212	96.206	N/A	N/A	4.006	AV

Note: Measure Level (dBμV/m) = Reading Level (dBμV) + Factor (dB)

Factor (dB) = Cable Loss (dB) + Antenna Factor (dB/m) - Pre_Amplifier Gain (dB)

Site: AC1	Time: 2016/09/07 - 23:42
Limit: FCC_Part15.209_RE(3m)	Engineer: Kevin Ke
Probe: BBHA9120D_1GHz_18GHz	Polarity: Vertical
EUT: US WI-FI AP 4X4 OD ext. antenna	Power:DC 54V
Test Mode: Transmit at channel 5190MHz by 802.11ac-VHT40 Ant 2	

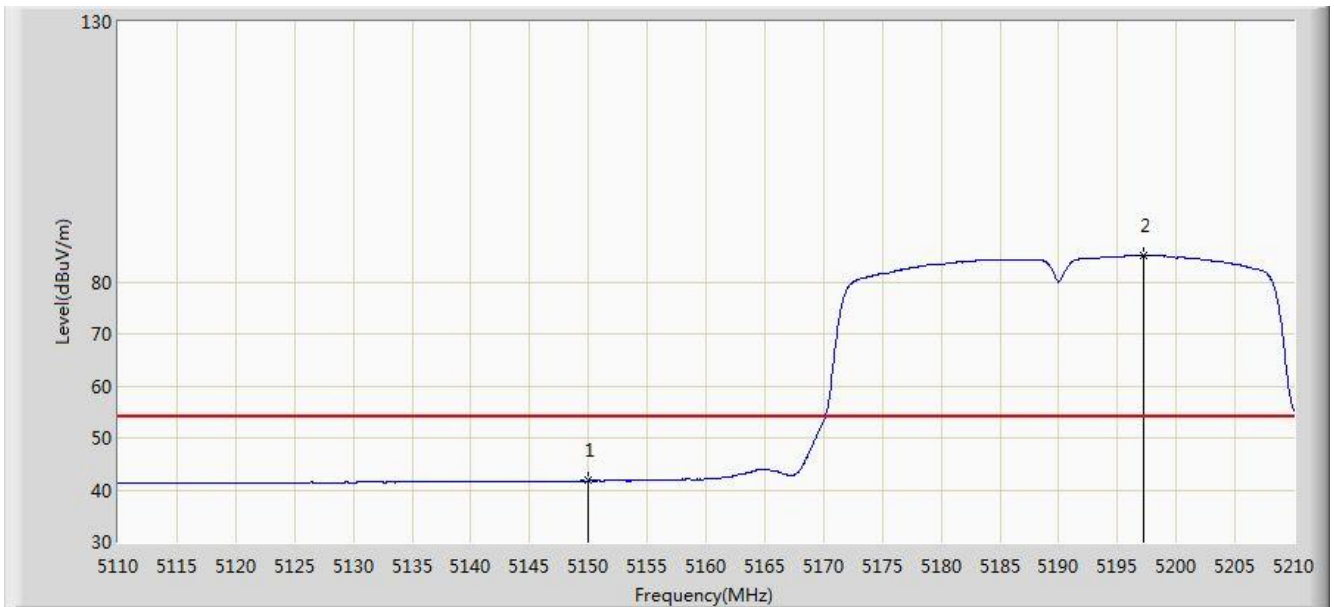


No	Flag	Mark	Frequency (MHz)	Measure Level (dBuV/m)	Reading Level (dBuV)	Margin (dB)	Limit (dBuV/m)	Factor (dB)	Type
1			5149.700	56.079	51.909	-17.921	74.000	4.170	PK
2			5150.000	54.304	50.135	-19.696	74.000	4.170	PK
3		*	5195.200	96.933	92.918	N/A	N/A	4.015	PK

Note: Measure Level (dB μ V/m) = Reading Level (dB μ V) + Factor (dB)

Factor (dB) = Cable Loss (dB) + Antenna Factor (dB/m) - Pre_Amplifier Gain (dB)

Site: AC1	Time: 2016/09/07 - 23:43
Limit: FCC_Part15.209_RE(3m)	Engineer: Kevin Ke
Probe: BBHA9120D_1GHz_18GHz	Polarity: Vertical
EUT: US WI-FI AP 4X4 OD ext. antenna	Power:DC 54V
Test Mode: Transmit at channel 5190MHz by 802.11ac-VHT40 Ant 2	

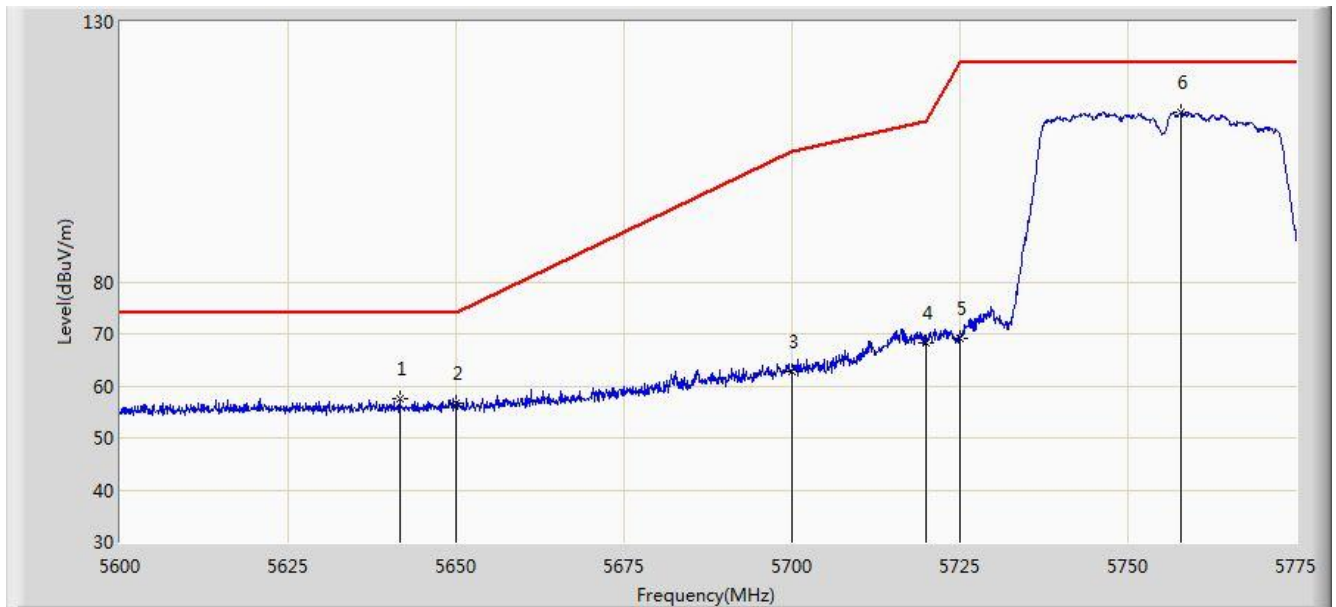


No	Flag	Mark	Frequency (MHz)	Measure Level (dBuV/m)	Reading Level (dBuV)	Margin (dB)	Limit (dBuV/m)	Factor (dB)	Type
1			5150.000	41.744	37.575	-12.256	54.000	4.170	AV
2		*	5197.200	85.009	81.001	N/A	N/A	4.008	AV

Note: Measure Level (dBμV/m) = Reading Level (dBμV) + Factor (dB)

Factor (dB) = Cable Loss (dB) + Antenna Factor (dB/m) - Pre_Amplifier Gain (dB)

Site: AC1	Time: 2016/09/07 - 23:56
Limit: FCC_Part15.407_RE(3m)	Engineer: Kevin Ke
Probe: BBHA9120D_1GHz_18GHz	Polarity: Horizontal
EUT: US WI-FI AP 4X4 OD ext. antenna	Power:DC 54V
Test Mode: Transmit at channel 5755MHz by 802.11ac-VHT40 Ant 2	

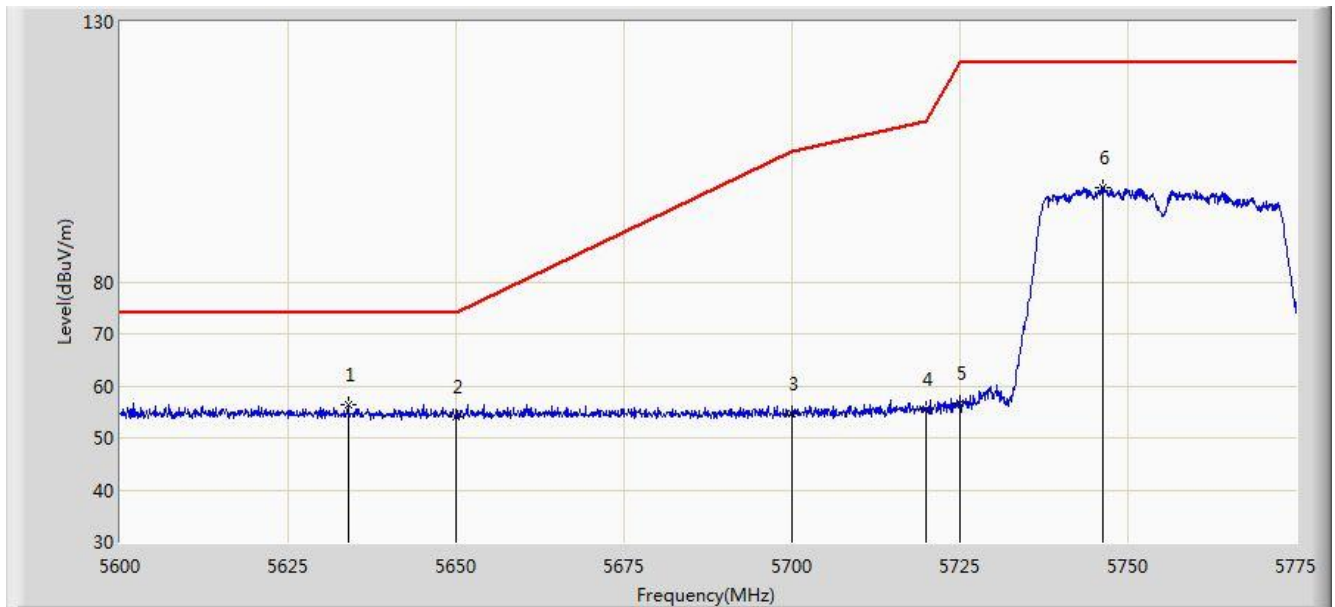


No	Flag	Mark	Frequency (MHz)	Measure Level (dBuV/m)	Reading Level (dBuV)	Margin (dB)	Limit (dBuV/m)	Factor (dB)	Type
1			5641.650	57.519	52.876	-16.481	74.000	4.643	PK
2			5650.000	56.732	52.061	-17.268	74.000	4.671	PK
3			5700.000	62.731	57.853	-42.469	105.200	4.878	PK
4			5720.000	68.378	63.381	-42.422	110.800	4.997	PK
5			5725.000	69.204	64.175	-52.996	122.200	5.029	PK
6		*	5757.937	112.527	107.299	N/A	N/A	5.228	PK

Note: Measure Level (dBuV/m) = Reading Level (dBuV) + Factor (dB)

Factor (dB) = Cable Loss (dB) + Antenna Factor (dB/m) - Pre_Amplifier Gain (dB)

Site: AC1	Time: 2016/09/07 - 23:58
Limit: FCC_Part15.407_RE(3m)	Engineer: Kevin Ke
Probe: BBHA9120D_1GHz_18GHz	Polarity: Vertical
EUT: US WI-FI AP 4X4 OD ext. antenna	Power:DC 54V
Test Mode: Transmit at channel 5755MHz by 802.11ac-VHT40 Ant 2	

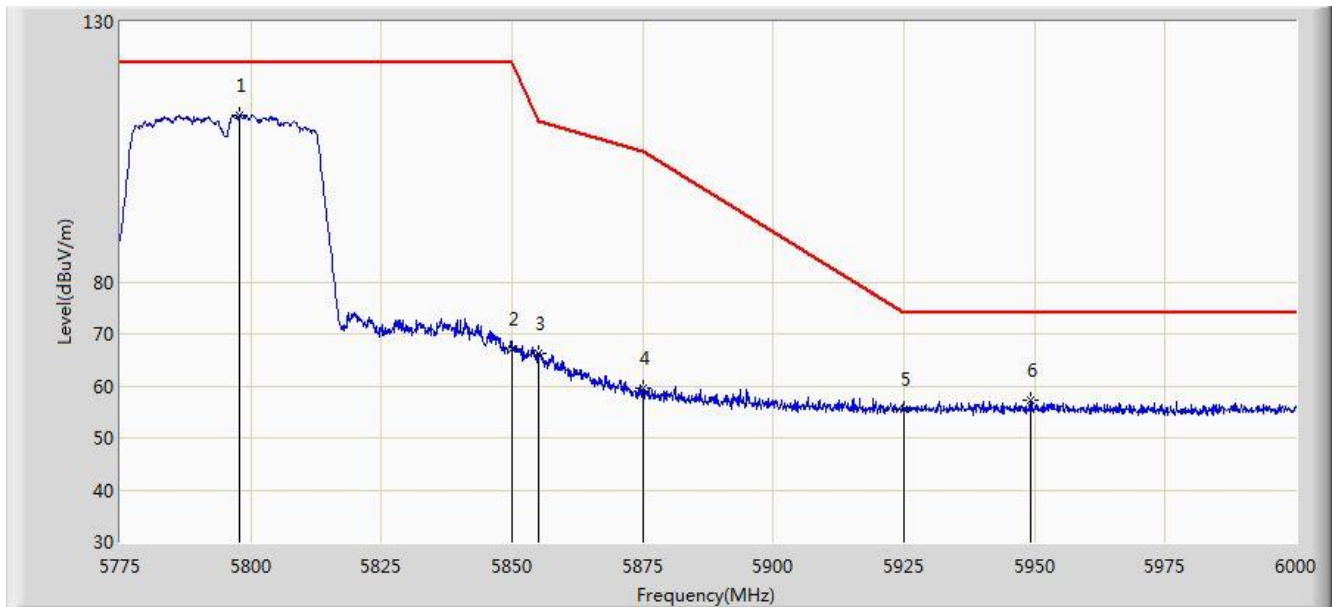


No	Flag	Mark	Frequency (MHz)	Measure Level (dBuV/m)	Reading Level (dBuV)	Margin (dB)	Limit (dBuV/m)	Factor (dB)	Type
1		*	5633.950	56.388	51.768	-17.612	74.000	4.621	PK
2			5650.000	53.988	49.317	-20.012	74.000	4.671	PK
3			5700.000	54.765	49.887	-50.435	105.200	4.878	PK
4			5720.000	55.607	50.610	-55.193	110.800	4.997	PK
5			5725.000	56.561	51.532	-65.639	122.200	5.029	PK
6			5746.300	98.172	93.010	N/A	N/A	5.163	PK

Note: Measure Level (dBuV/m) = Reading Level (dBuV) + Factor (dB)

Factor (dB) = Cable Loss (dB) + Antenna Factor (dB/m) - Pre_Amplifier Gain (dB)

Site: AC1	Time: 2016/09/08 - 00:00
Limit: FCC_Part15.407_RE(3m)	Engineer: Kevin Ke
Probe: BBHA9120D_1GHz_18GHz	Polarity: Horizontal
EUT: US WI-FI AP 4X4 OD ext. antenna	Power:DC 54V
Test Mode: Transmit at channel 5795MHz by 802.11ac-VHT40 Ant 2	

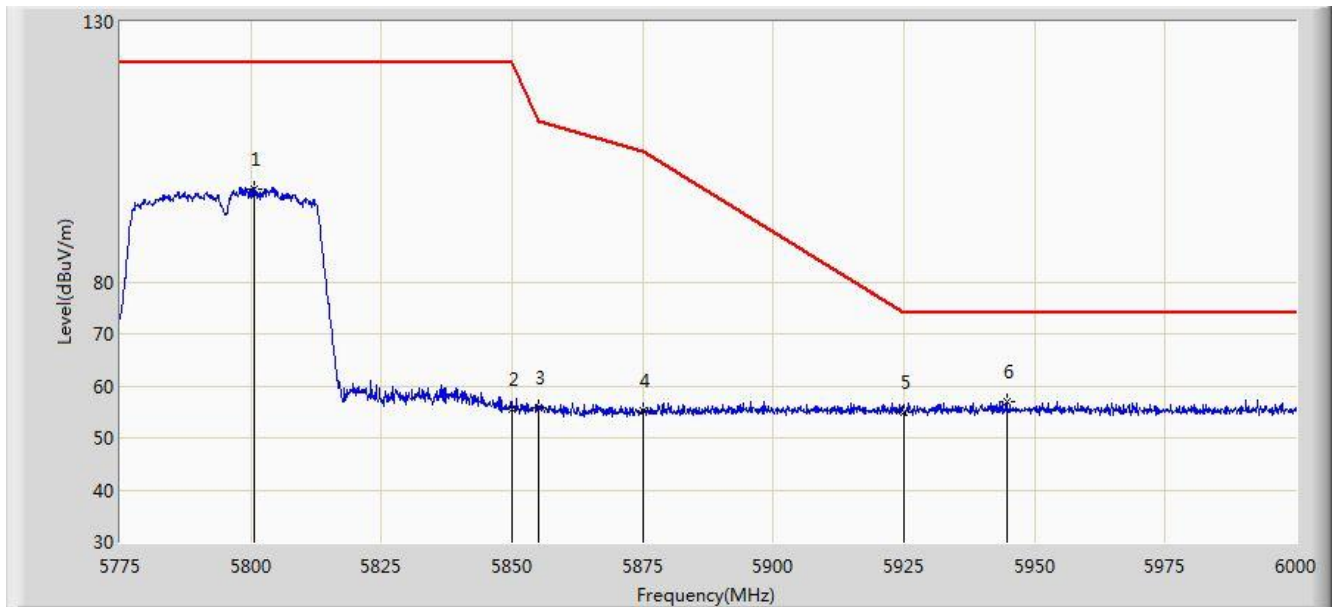


No	Flag	Mark	Frequency (MHz)	Measure Level (dBuV/m)	Reading Level (dBuV)	Margin (dB)	Limit (dBuV/m)	Factor (dB)	Type
1		*	5797.950	111.893	106.459	N/A	N/A	5.435	PK
2			5850.000	67.088	61.362	-55.112	122.200	5.726	PK
3			5855.000	66.166	60.420	-44.634	110.800	5.746	PK
4			5875.000	59.464	53.644	-45.736	105.200	5.820	PK
5			5925.000	55.464	49.498	-18.536	74.000	5.967	PK
6			5949.150	57.279	51.255	-16.721	74.000	6.024	PK

Note: Measure Level (dBuV/m) = Reading Level (dBuV) + Factor (dB)

Factor (dB) = Cable Loss (dB) + Antenna Factor (dB/m) - Pre_Amplifier Gain (dB)

Site: AC1	Time: 2016/09/08 - 00:00
Limit: FCC_Part15.407_RE(3m)	Engineer: Kevin Ke
Probe: BBHA9120D_1GHz_18GHz	Polarity: Vertical
EUT: US WI-FI AP 4X4 OD ext. antenna	Power:DC 54V
Test Mode: Transmit at channel 5795MHz by 802.11ac-VHT40 Ant 2	

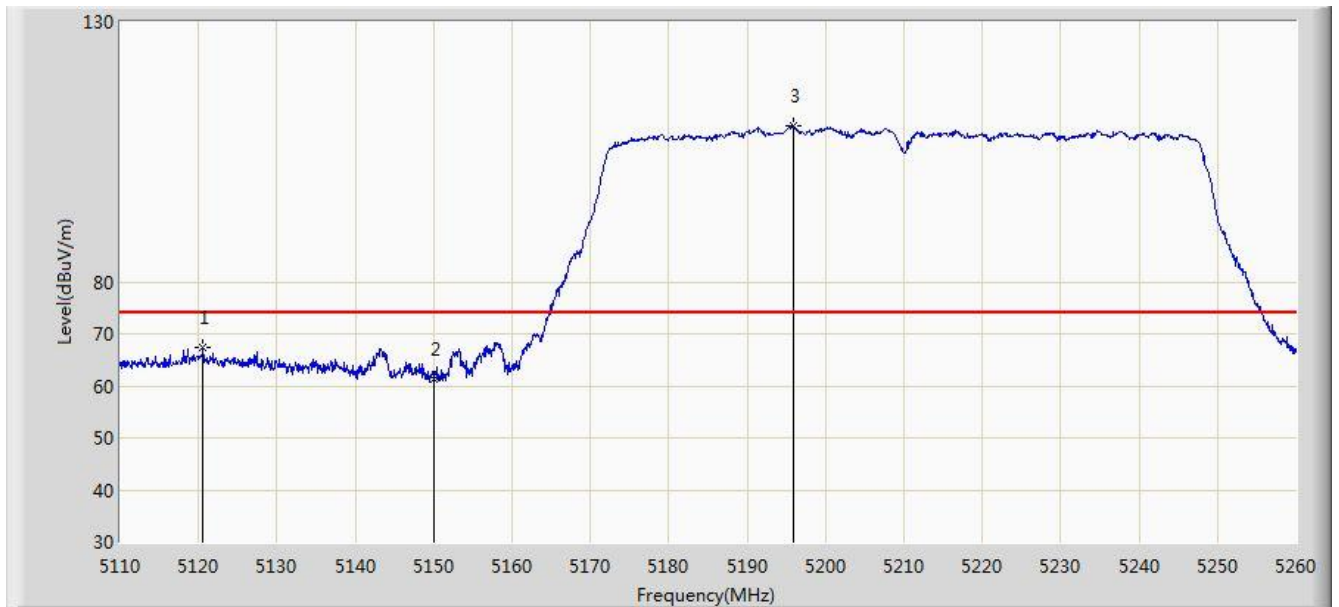


No	Flag	Mark	Frequency (MHz)	Measure Level (dBuV/m)	Reading Level (dBuV)	Margin (dB)	Limit (dBuV/m)	Factor (dB)	Type
1			5800.538	97.967	92.519	N/A	N/A	5.449	PK
2			5850.000	55.434	49.708	-66.766	122.200	5.726	PK
3			5855.000	55.851	50.105	-54.949	110.800	5.746	PK
4			5875.000	55.123	49.303	-50.077	105.200	5.820	PK
5			5925.000	54.846	48.880	-19.154	74.000	5.967	PK
6		*	5944.650	56.998	50.983	-17.002	74.000	6.015	PK

Note: Measure Level (dBuV/m) = Reading Level (dBuV) + Factor (dB)

Factor (dB) = Cable Loss (dB) + Antenna Factor (dB/m) - Pre_Amplifier Gain (dB)

Site: AC1	Time: 2016/09/08 - 00:04
Limit: FCC_Part15.209_RE(3m)	Engineer: Kevin Ke
Probe: BBHA9120D_1GHz_18GHz	Polarity: Horizontal
EUT: US WI-FI AP 4X4 OD ext. antenna	Power:DC 54V
Test Mode: Transmit at channel 5210MHz by 802.11ac-VHT80 Ant 2	

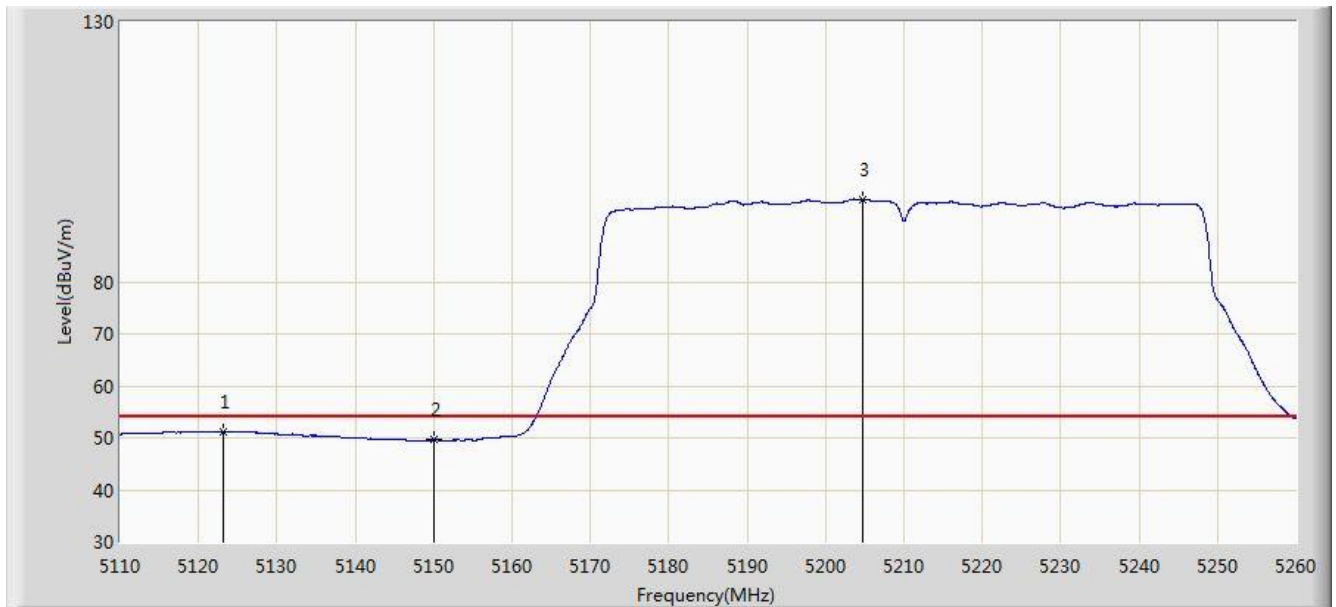


No	Flag	Mark	Frequency (MHz)	Measure Level (dBuV/m)	Reading Level (dBuV)	Margin (dB)	Limit (dBuV/m)	Factor (dB)	Type
1			5120.575	67.453	63.278	-6.547	74.000	4.175	PK
2			5150.000	61.376	57.207	-12.624	74.000	4.170	PK
3		*	5195.875	109.982	105.969	N/A	N/A	4.013	PK

Note: Measure Level (dB μ V/m) = Reading Level (dB μ V) + Factor (dB)

Factor (dB) = Cable Loss (dB) + Antenna Factor (dB/m) - Pre_Amplifier Gain (dB)

Site: AC1	Time: 2016/09/08 - 00:04
Limit: FCC_Part15.209_RE(3m)	Engineer: Kevin Ke
Probe: BBHA9120D_1GHz_18GHz	Polarity: Horizontal
EUT: US WI-FI AP 4X4 OD ext. antenna	Power:DC 54V
Test Mode: Transmit at channel 5210MHz by 802.11ac-VHT80 Ant 2	

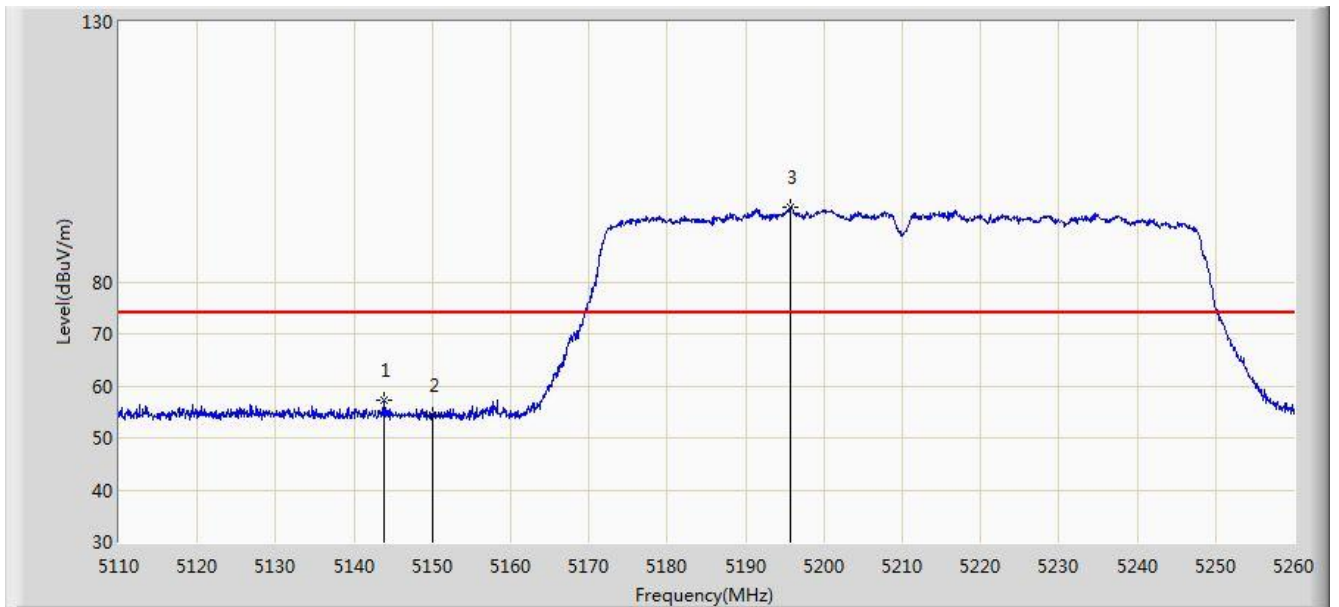


No	Flag	Mark	Frequency (MHz)	Measure Level (dBuV/m)	Reading Level (dBuV)	Margin (dB)	Limit (dBuV/m)	Factor (dB)	Type
1			5123.200	51.169	46.994	-2.831	54.000	4.174	AV
2			5150.000	49.616	45.447	-4.384	54.000	4.170	AV
3		*	5204.650	95.738	91.753	N/A	N/A	3.984	AV

Note: Measure Level (dBμV/m) = Reading Level (dBμV) + Factor (dB)

Factor (dB) = Cable Loss (dB) + Antenna Factor (dB/m) - Pre_Amplifier Gain (dB)

Site: AC1	Time: 2016/09/08 - 00:05
Limit: FCC_Part15.209_RE(3m)	Engineer: Kevin Ke
Probe: BBHA9120D_1GHz_18GHz	Polarity: Vertical
EUT: US WI-FI AP 4X4 OD ext. antenna	Power:DC 54V
Test Mode: Transmit at channel 5210MHz by 802.11ac-VHT80 Ant 2	

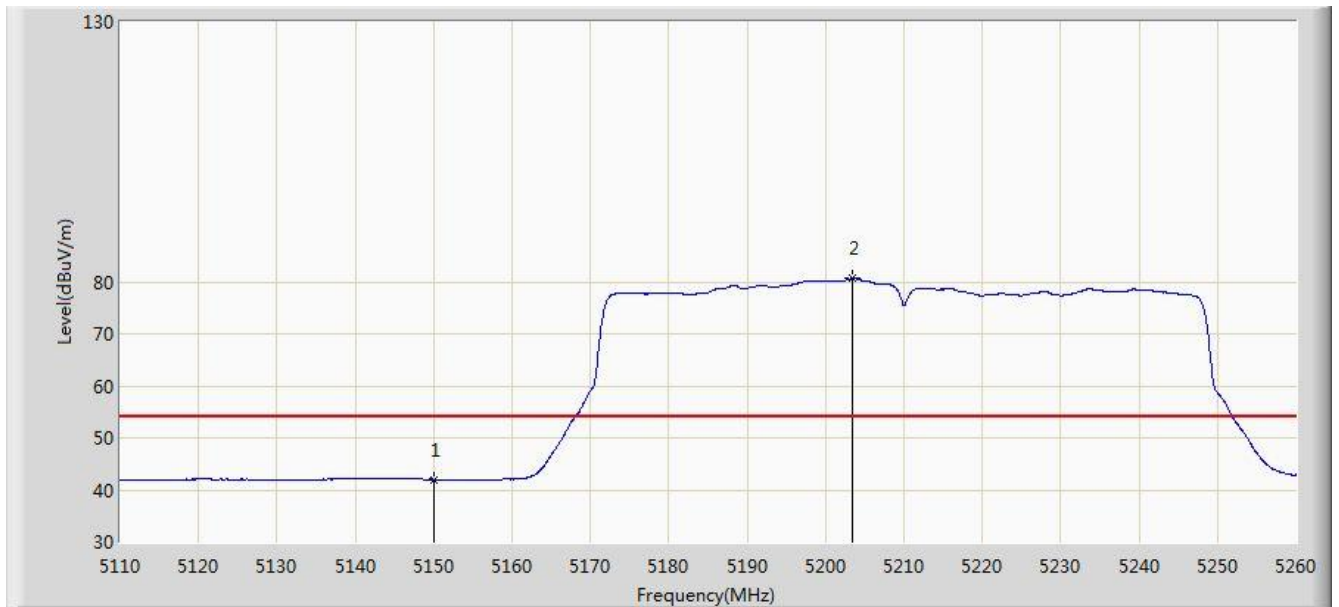


No	Flag	Mark	Frequency (MHz)	Measure Level (dBuV/m)	Reading Level (dBuV)	Margin (dB)	Limit (dBuV/m)	Factor (dB)	Type
1			5143.750	57.370	53.194	-16.630	74.000	4.175	PK
2			5150.000	54.346	50.177	-19.654	74.000	4.170	PK
3		*	5195.725	94.349	90.336	N/A	N/A	4.013	PK

Note: Measure Level (dB μ V/m) = Reading Level (dB μ V) + Factor (dB)

Factor (dB) = Cable Loss (dB) + Antenna Factor (dB/m) - Pre_Amplifier Gain (dB)

Site: AC1	Time: 2016/09/08 - 00:06
Limit: FCC_Part15.209_RE(3m)	Engineer: Kevin Ke
Probe: BBHA9120D_1GHz_18GHz	Polarity: Vertical
EUT: US WI-FI AP 4X4 OD ext. antenna	Power:DC 54V
Test Mode: Transmit at channel 5210MHz by 802.11ac-VHT80 Ant 2	

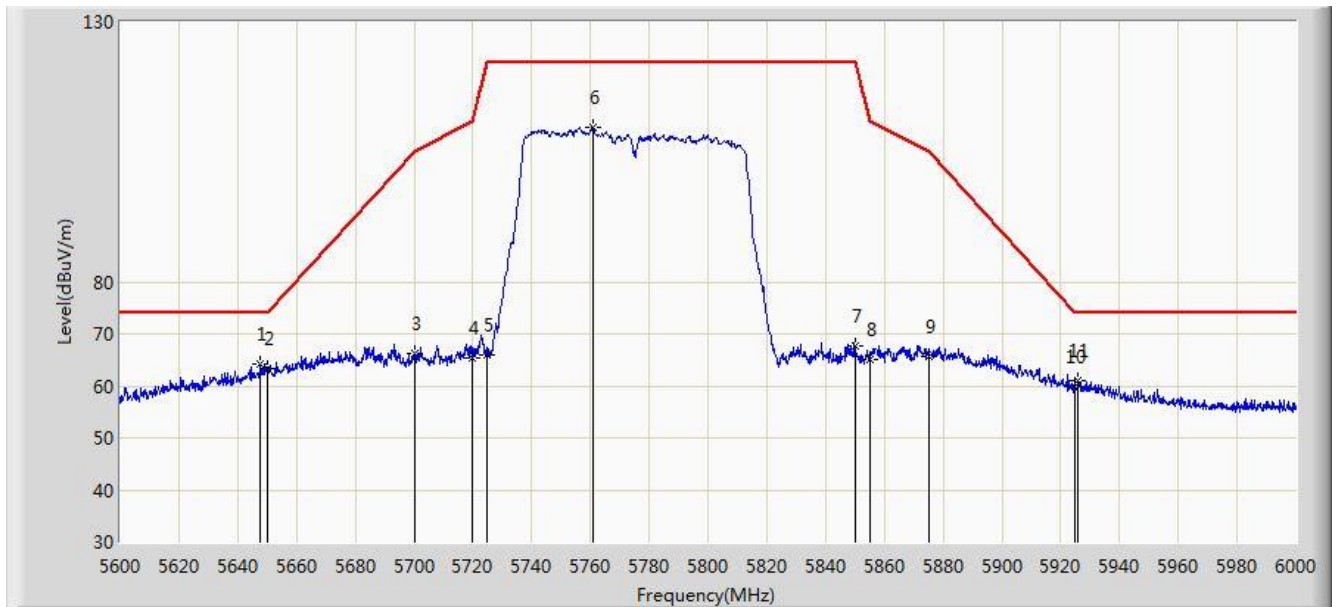


No	Flag	Mark	Frequency (MHz)	Measure Level (dBuV/m)	Reading Level (dBuV)	Margin (dB)	Limit (dBuV/m)	Factor (dB)	Type
1			5150.000	41.996	37.827	-12.004	54.000	4.170	AV
2		*	5203.450	80.630	76.642	N/A	N/A	3.988	AV

Note: Measure Level (dB μ V/m) = Reading Level (dB μ V) + Factor (dB)

Factor (dB) = Cable Loss (dB) + Antenna Factor (dB/m) - Pre_Amplifier Gain (dB)

Site: AC1	Time: 2016/09/08 - 00:22
Limit: FCC_Part15.407_RE(3m)	Engineer: Kevin Ke
Probe: BBHA9120D_1GHz_18GHz	Polarity: Horizontal
EUT: US WI-FI AP 4X4 OD ext. antenna	Power:DC 54V
Test Mode: Transmit at channel 5775MHz by 802.11ac-VHT80 Ant 2	

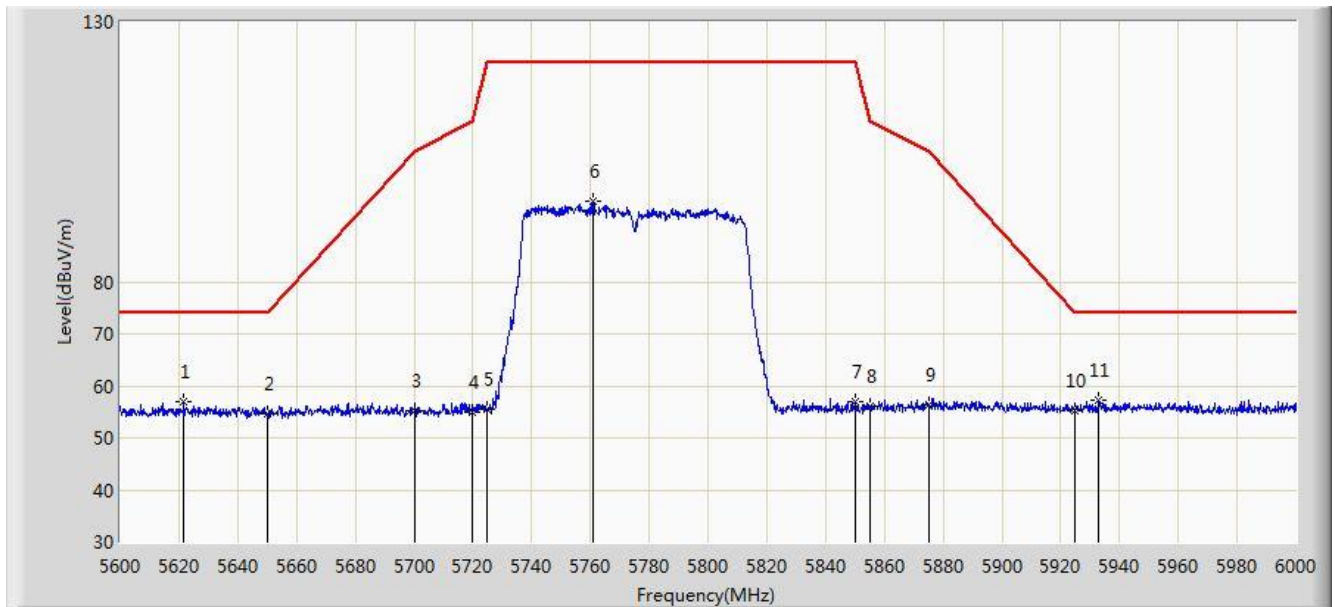


No	Flag	Mark	Frequency (MHz)	Measure Level (dBuV/m)	Reading Level (dBuV)	Margin (dB)	Limit (dBuV/m)	Factor (dB)	Type
1		*	5647.800	64.283	59.619	-9.717	74.000	4.663	PK
2			5650.000	63.395	58.724	-10.605	74.000	4.671	PK
3			5700.000	66.242	61.364	-38.958	105.200	4.878	PK
4			5720.000	65.331	60.334	-45.469	110.800	4.997	PK
5			5725.000	66.012	60.983	-56.188	122.200	5.029	PK
6			5761.000	109.667	104.422	N/A	N/A	5.245	PK
7			5850.000	67.677	61.951	-54.523	122.200	5.726	PK
8			5855.000	65.156	59.410	-45.644	110.800	5.746	PK
9			5875.000	65.531	59.711	-39.669	105.200	5.820	PK
10			5925.000	59.976	54.010	-14.024	74.000	5.967	PK
11			5925.800	60.893	54.925	-13.107	74.000	5.968	PK

Note: Measure Level (dBμV/m) = Reading Level (dBμV) + Factor (dB)

Factor (dB) = Cable Loss (dB) + Antenna Factor (dB/m) - Pre_Amplifier Gain (dB)

Site: AC1	Time: 2016/09/08 - 00:23
Limit: FCC_Part15.407_RE(3m)	Engineer: Kevin Ke
Probe: BBHA9120D_1GHz_18GHz	Polarity: Vertical
EUT: US WI-FI AP 4X4 OD ext. antenna	Power:DC 54V
Test Mode: Transmit at channel 5775MHz by 802.11ac-VHT80 Ant 2	

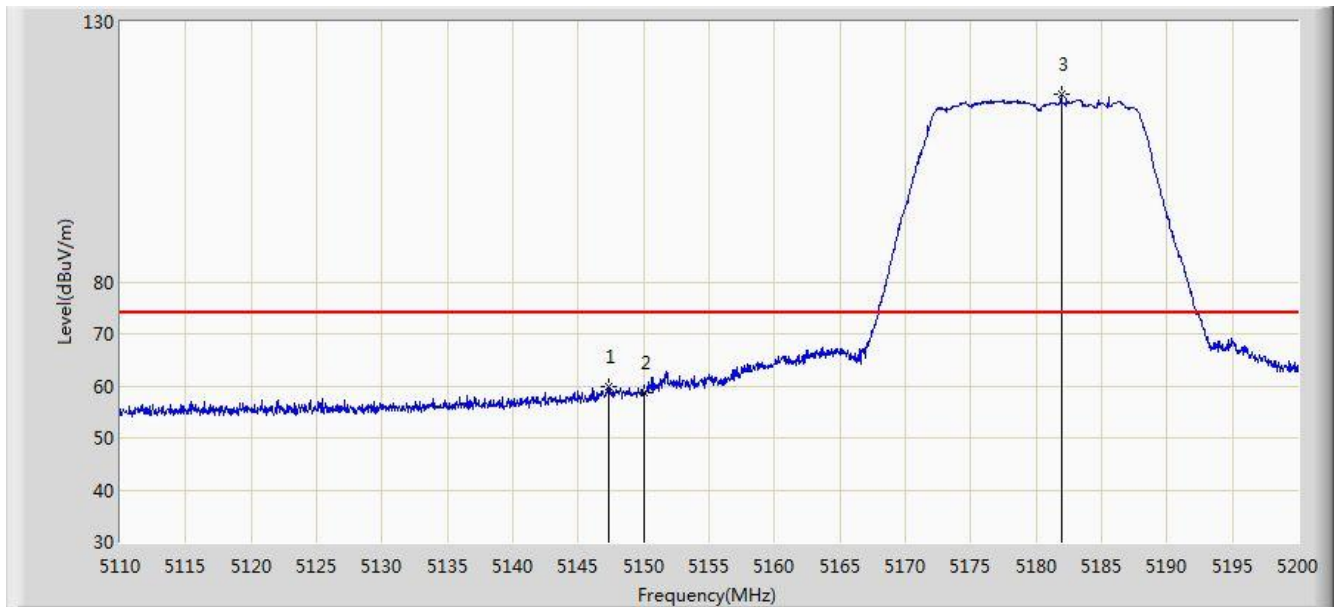


No	Flag	Mark	Frequency (MHz)	Measure Level (dBuV/m)	Reading Level (dBuV)	Margin (dB)	Limit (dBuV/m)	Factor (dB)	Type
1			5621.800	56.994	52.408	-17.006	74.000	4.586	PK
2			5650.000	54.498	49.827	-19.502	74.000	4.671	PK
3			5700.000	55.242	50.364	-49.958	105.200	4.878	PK
4			5720.000	54.971	49.974	-55.829	110.800	4.997	PK
5			5725.000	55.426	50.397	-66.774	122.200	5.029	PK
6			5760.800	95.478	90.234	N/A	N/A	5.244	PK
7			5850.000	56.973	51.247	-65.227	122.200	5.726	PK
8			5855.000	56.044	50.298	-54.756	110.800	5.746	PK
9			5875.000	56.521	50.701	-48.679	105.200	5.820	PK
10			5925.000	55.356	49.390	-18.644	74.000	5.967	PK
11		*	5933.000	57.372	51.386	-16.628	74.000	5.987	PK

Note: Measure Level (dBμV/m) = Reading Level (dBμV) + Factor (dB)

Factor (dB) = Cable Loss (dB) + Antenna Factor (dB/m) - Pre_Amplifier Gain (dB)

Site: AC1	Time: 2016/09/08 - 00:28
Limit: FCC_Part15.209_RE(3m)	Engineer: Kevin Ke
Probe: BBHA9120D_1GHz_18GHz	Polarity: Horizontal
EUT: US WI-FI AP 4X4 OD ext. antenna	Power:DC 54V
Test Mode: Transmit at channel 5180MHz by 802.11a Ant 3	

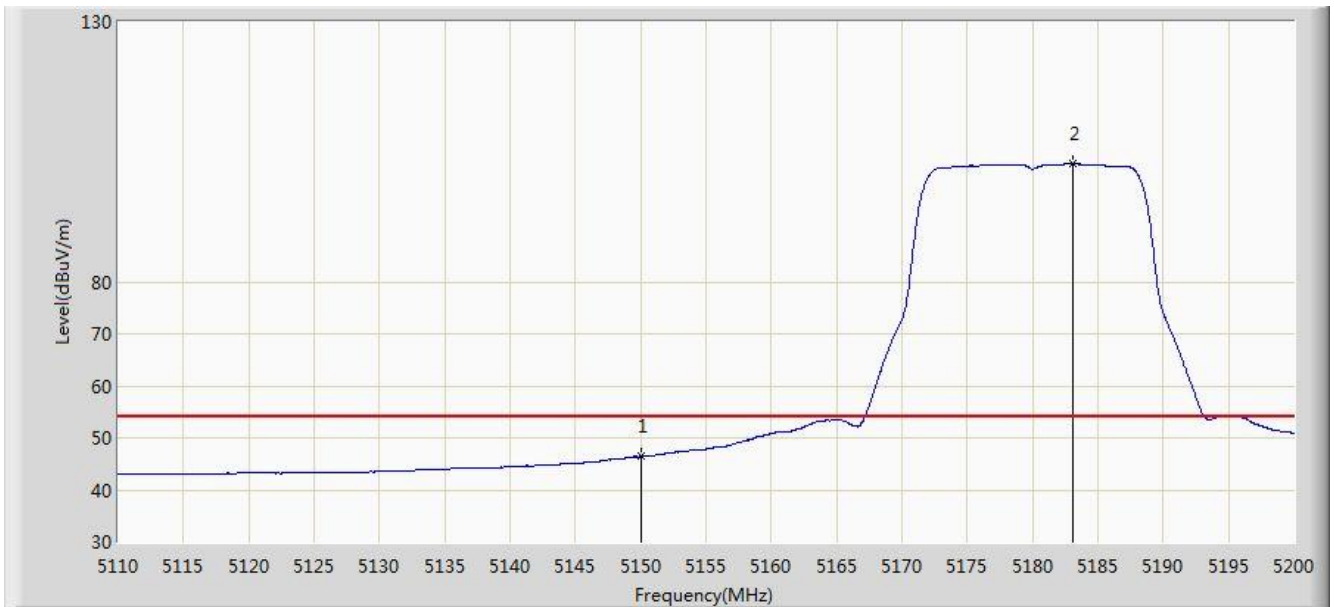


No	Flag	Mark	Frequency (MHz)	Measure Level (dBuV/m)	Reading Level (dBuV)	Margin (dB)	Limit (dBuV/m)	Factor (dB)	Type
1			5147.305	59.831	55.655	-14.169	74.000	4.176	PK
2			5150.000	58.580	54.411	-15.420	74.000	4.170	PK
3		*	5181.910	116.096	112.034	N/A	N/A	4.062	PK

Note: Measure Level (dB μ V/m) = Reading Level (dB μ V) + Factor (dB)

Factor (dB) = Cable Loss (dB) + Antenna Factor (dB/m) - Pre_Amplifier Gain (dB)

Site: AC1	Time: 2016/09/08 - 00:29
Limit: FCC_Part15.209_RE(3m)	Engineer: Kevin Ke
Probe: BBHA9120D_1GHz_18GHz	Polarity: Horizontal
EUT: US WI-FI AP 4X4 OD ext. antenna	Power:DC 54V
Test Mode: Transmit at channel 5180MHz by 802.11a Ant 3	

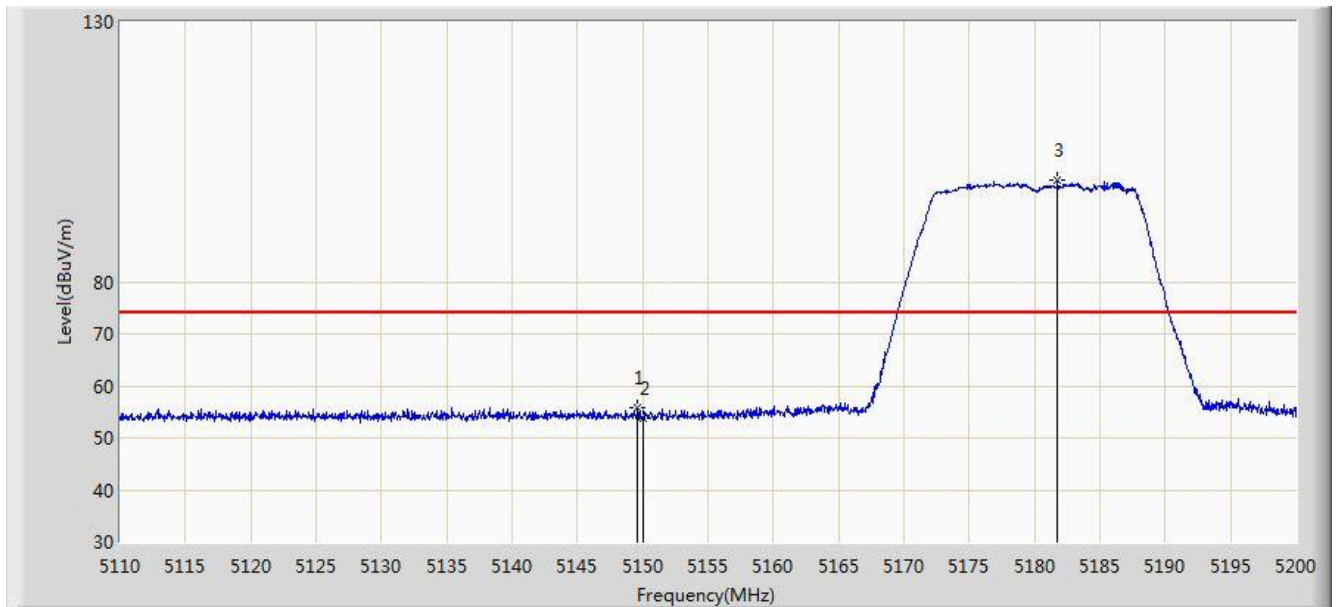


No	Flag	Mark	Frequency (MHz)	Measure Level (dBuV/m)	Reading Level (dBuV)	Margin (dB)	Limit (dBuV/m)	Factor (dB)	Type
a			5150.000	46.450	42.281	-7.550	54.000	4.170	AV
2		*	5183.035	102.781	98.723	N/A	N/A	4.057	AV

Note: Measure Level (dBμV/m) = Reading Level (dBμV) + Factor (dB)

Factor (dB) = Cable Loss (dB) + Antenna Factor (dB/m) - Pre_Amplifier Gain (dB)

Site: AC1	Time: 2016/09/08 - 00:30
Limit: FCC_Part15.209_RE(3m)	Engineer: Kevin Ke
Probe: BBHA9120D_1GHz_18GHz	Polarity: Vertical
EUT: US WI-FI AP 4X4 OD ext. antenna	Power:DC 54V
Test Mode: Transmit at channel 5180MHz by 802.11a Ant 3	

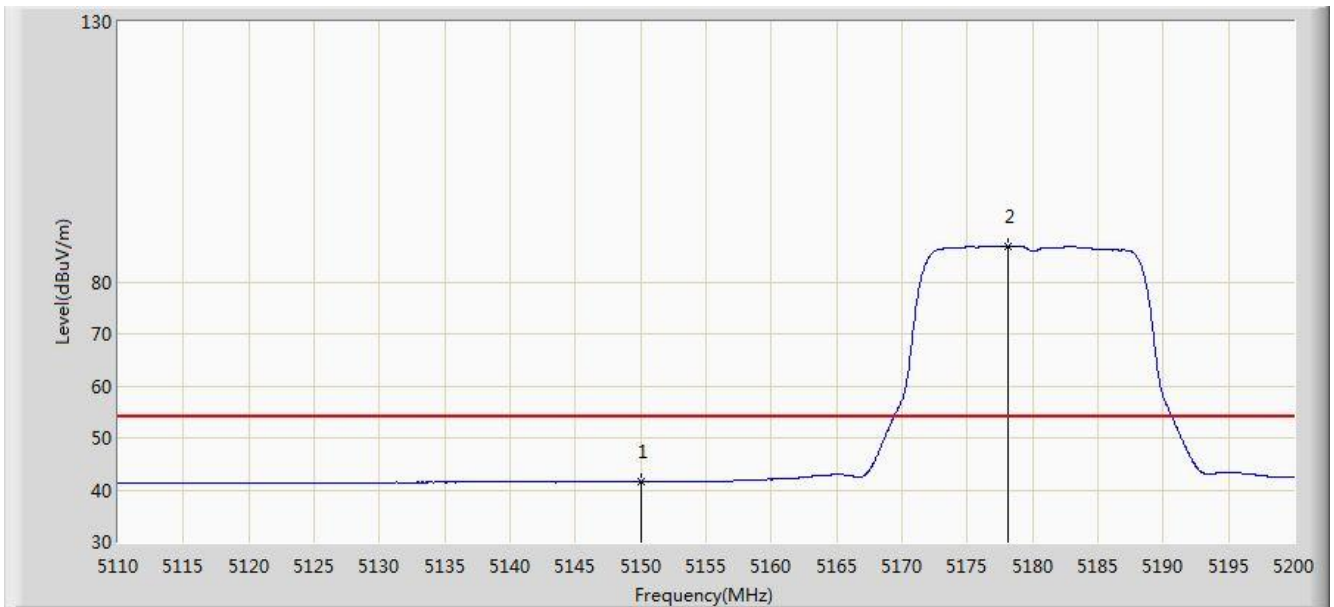


No	Flag	Mark	Frequency (MHz)	Measure Level (dBuV/m)	Reading Level (dBuV)	Margin (dB)	Limit (dBuV/m)	Factor (dB)	Type
1			5149.600	55.926	51.755	-18.074	74.000	4.170	PK
2			5150.000	53.787	49.618	-20.213	74.000	4.170	PK
3		*	5181.730	99.534	95.471	N/A	N/A	4.063	PK

Note: Measure Level (dBμV/m) = Reading Level (dBμV) + Factor (dB)

Factor (dB) = Cable Loss (dB) + Antenna Factor (dB/m) - Pre_Amplifier Gain (dB)

aite: AC1	Time: 2016/09/08 - 00:31
Limit: FCC_Part15.209_RE(3m)	Engineer: Kevin Ke
Probe: BBHA9120D_1GHz_18GHz	Polarity: Vertical
EUT: US WI-FI AP 4X4 OD ext. antenna	Power:DC 54V
Test Mode: Transmit at channel 5180MHz by 802.11a Ant 3	

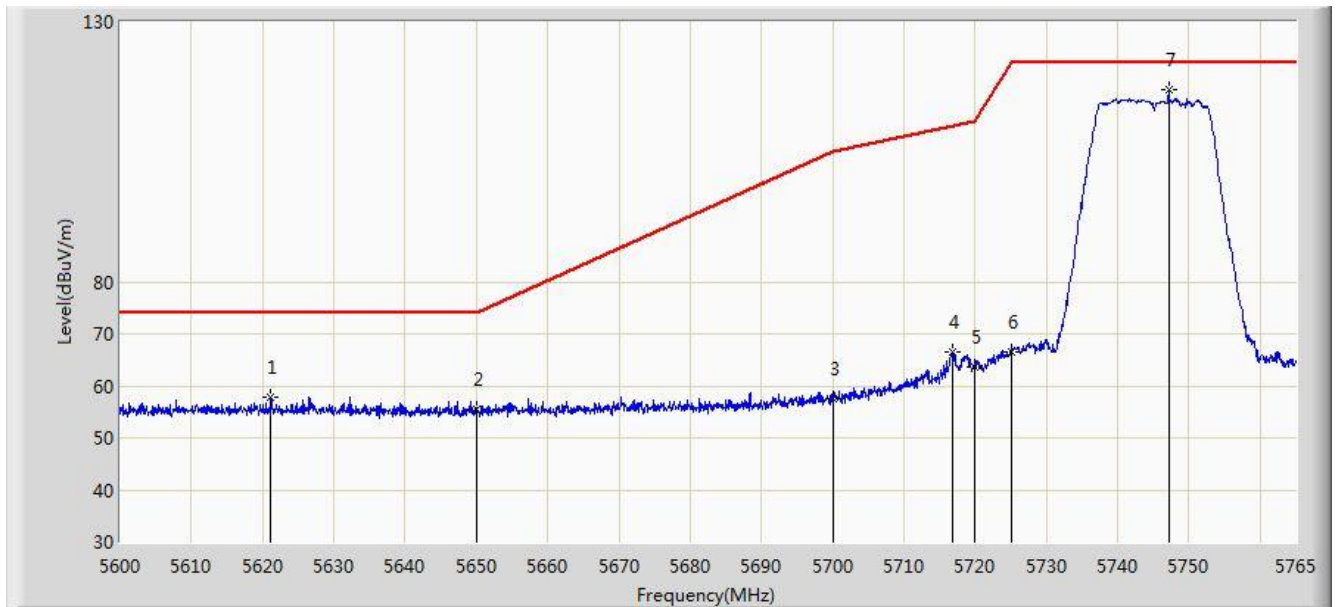


No	Flag	Mark	Frequency (MHz)	Measure Level (dBuV/m)	Reading Level (dBuV)	Margin (dB)	Limit (dBuV/m)	Factor (dB)	Type
1			5150.000	41.496	37.327	-12.504	54.000	4.170	AV
2		*	5178.130	86.741	82.666	N/A	N/A	4.075	AV

Note: Measure Level (dBμV/m) = Reading Level (dBμV) + Factor (dB)

Factor (dB) = Cable Loss (dB) + Antenna Factor (dB/m) - Pre_Amplifier Gain (dB)

Site: AC1	Time: 2016/09/08 - 00:40
Limit: FCC_Part15.407_RE(3m)	Engineer: Kevin Ke
Probe: BBHA9120D_1GHz_18GHz	Polarity: Horizontal
EUT: US WI-FI AP 4X4 OD ext. antenna	Power:DC 54V
Test Mode: Transmit at channel 5745MHz by 802.11a Ant 3	

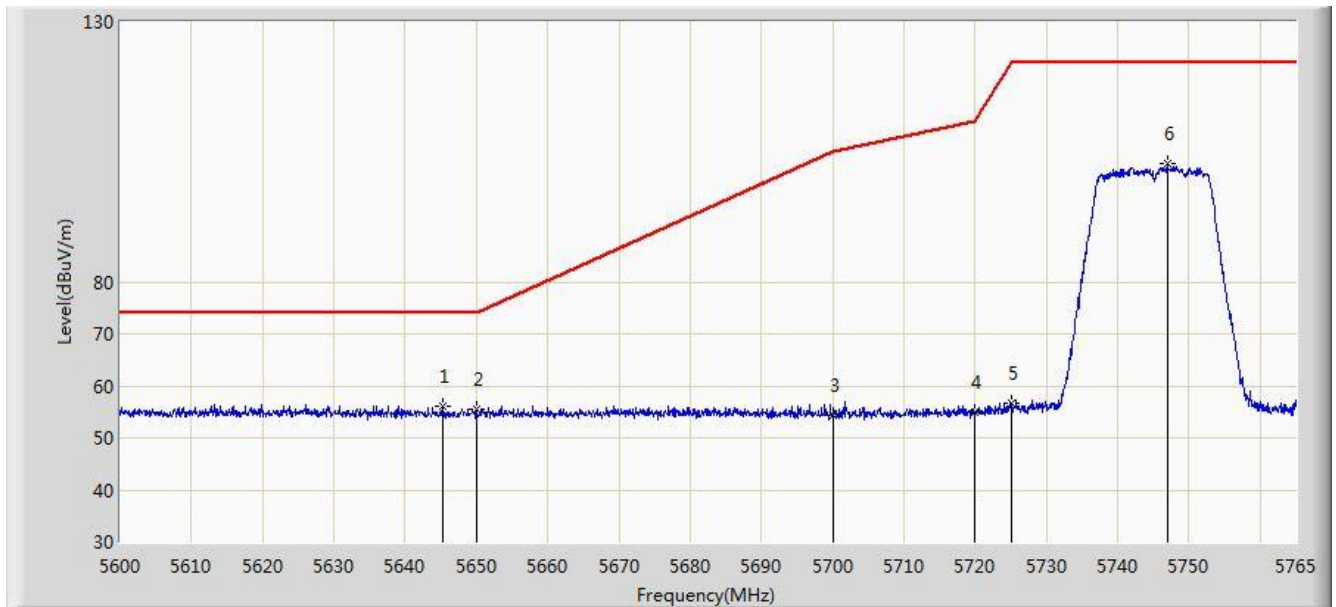


No	Flag	Mark	Frequency (MHz)	Measure Level (dBuV/m)	Reading Level (dBuV)	Margin (dB)	Limit (dBuV/m)	Factor (dB)	Type
1			5621.120	57.819	53.235	-16.181	74.000	4.584	PK
2			5650.000	55.643	50.972	-18.357	74.000	4.671	PK
3			5700.000	57.442	52.564	-47.758	105.200	4.878	PK
4			5716.737	66.627	61.651	-43.261	109.888	4.976	PK
5			5720.000	63.650	58.653	-47.150	110.800	4.997	PK
6			5725.000	66.489	61.460	-55.711	122.200	5.029	PK
7		*	5747.180	117.069	111.902	N/A	N/A	5.167	PK

Note: Measure Level (dBμV/m) = Reading Level (dBμV) + Factor (dB)

Factor (dB) = Cable Loss (dB) + Antenna Factor (dB/m) - Pre_Amplifier Gain (dB)

Site: AC1	Time: 2016/09/08 - 00:41
Limit: FCC_Part15.407_RE(3m)	Engineer: Kevin Ke
Probe: BBHA9120D_1GHz_18GHz	Polarity: Vertical
EUT: US WI-FI AP 4X4 OD ext. antenna	Power:DC 54V
Test Mode: Transmit at channel 5745MHz by 802.11a Ant 3	

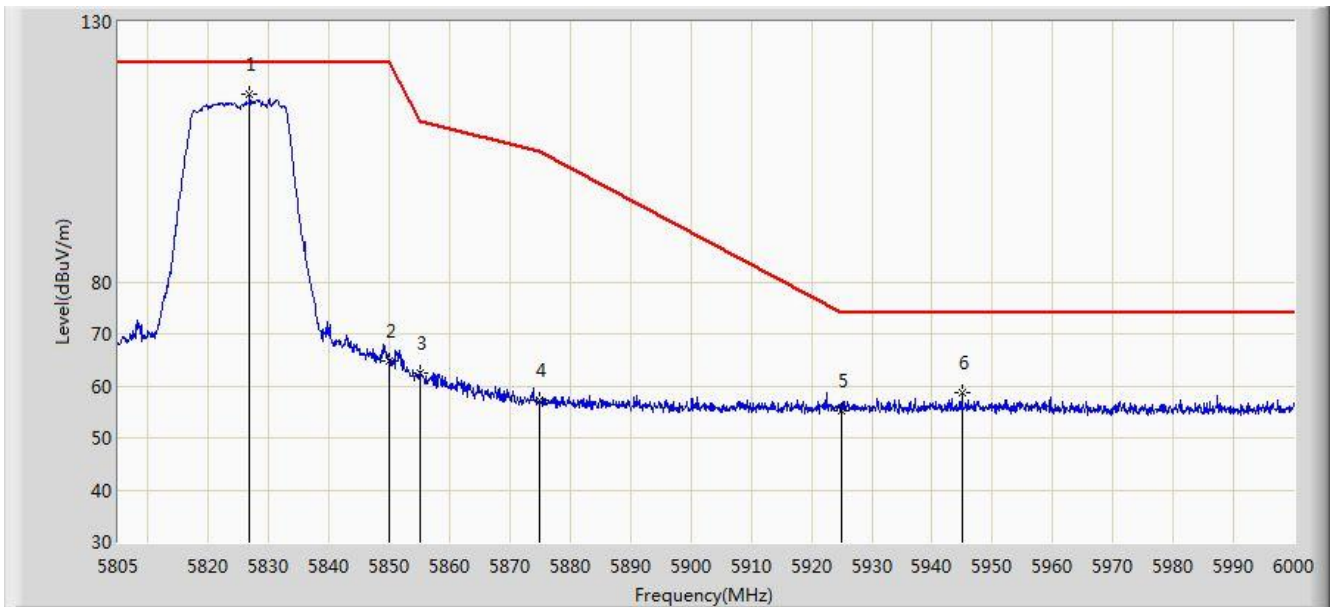


No	Flag	Mark	Frequency (MHz)	Measure Level (dBuV/m)	Reading Level (dBuV)	Margin (dB)	Limit (dBuV/m)	Factor (dB)	Type
1		*	5645.375	56.206	51.550	-17.794	74.000	4.655	PK
2			5650.000	55.397	50.726	-18.603	74.000	4.671	PK
3			5700.000	54.472	49.594	-50.728	105.200	4.878	PK
4			5720.000	54.804	49.807	-55.996	110.800	4.997	PK
5			5725.000	56.530	51.501	-65.670	122.200	5.029	PK
6			5746.933	102.643	97.477	N/A	N/A	5.166	PK

Note: Measure Level (dBuV/m) = Reading Level (dBuV) + Factor (dB)

Factor (dB) = Cable Loss (dB) + Antenna Factor (dB/m) - Pre_Amplifier Gain (dB)

Site: AC1	Time: 2016/09/08 - 00:42
Limit: FCC_Part15.407_RE(3m)	Engineer: Kevin Ke
Probe: BBHA9120D_1GHz_18GHz	Polarity: Horizontal
EUT: US WI-FI AP 4X4 OD ext. antenna	Power:DC 54V
Test Mode: Transmit at channel 5825MHz by 802.11a Ant 3	

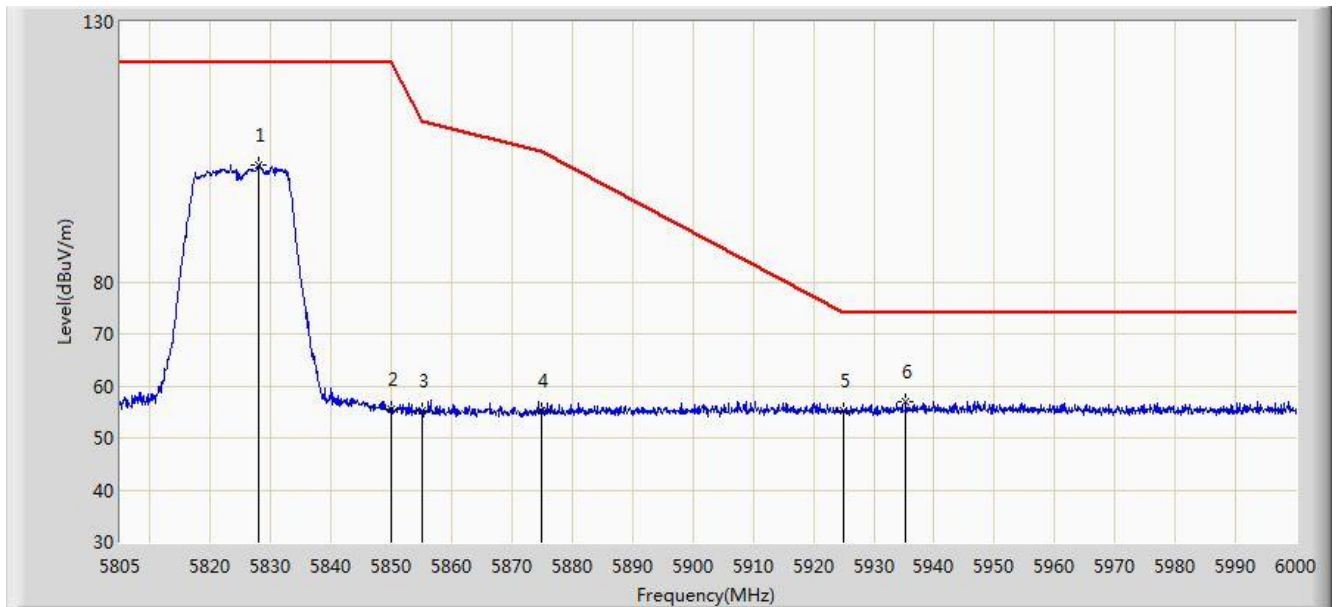


No	Flag	Mark	Frequency (MHz)	Measure Level (dBuV/m)	Reading Level (dBuV)	Margin (dB)	Limit (dBuV/m)	Factor (dB)	Type
1		*	5826.840	116.020	110.421	N/A	N/A	5.599	PK
2			5850.000	64.770	59.044	-57.430	122.200	5.726	PK
3			5855.000	62.441	56.695	-48.359	110.800	5.746	PK
4			5875.000	57.317	51.497	-47.883	105.200	5.820	PK
5			5925.000	55.359	49.393	-18.641	74.000	5.967	PK
6			5944.913	58.585	52.570	-15.415	74.000	6.016	PK

Note: Measure Level (dBuV/m) = Reading Level (dBuV) + Factor (dB)

Factor (dB) = Cable Loss (dB) + Antenna Factor (dB/m) - Pre_Amplifier Gain (dB)

Site: AC1	Time: 2016/09/08 - 00:43
Limit: FCC_Part15.407_RE(3m)	Engineer: Kevin Ke
Probe: BBHA9120D_1GHz_18GHz	Polarity: Vertical
EUT: US WI-FI AP 4X4 OD ext. antenna	Power:DC 54V
Test Mode: Transmit at channel 5825MHz by 802.11a Ant 3	

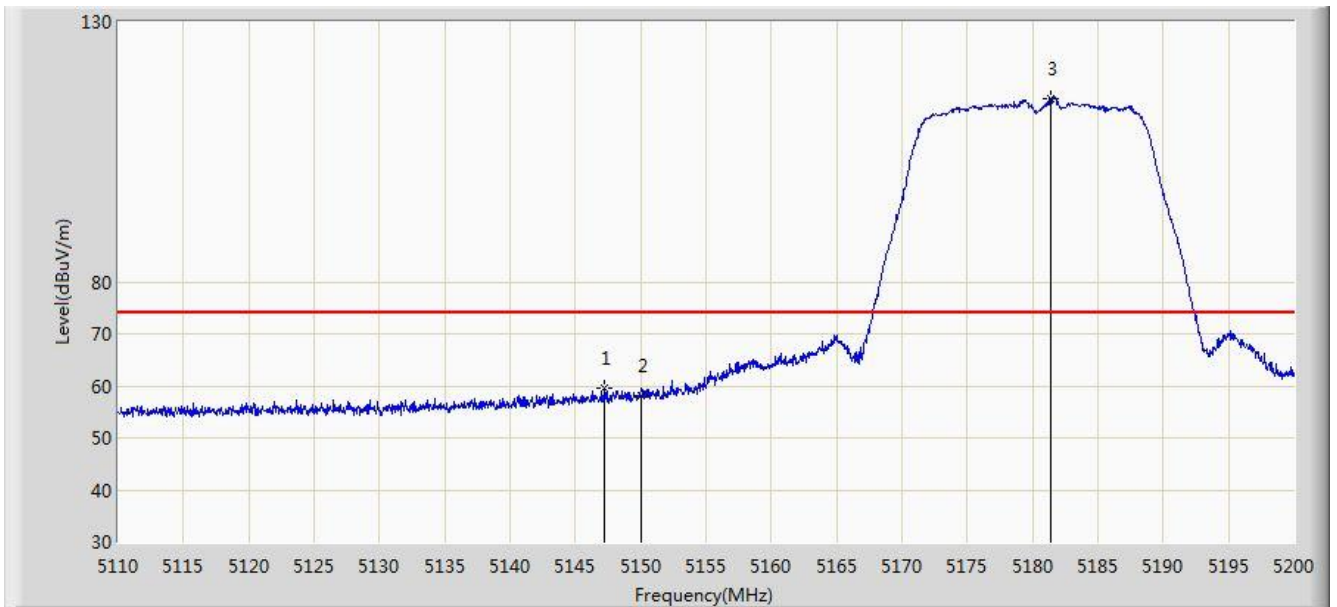


No	Flag	Mark	Frequency (MHz)	Measure Level (dBuV/m)	Reading Level (dBuV)	Margin (dB)	Limit (dBuV/m)	Factor (dB)	Type
1			5827.913	102.455	96.850	N/A	N/A	5.606	PK
2			5850.000	55.532	49.806	-66.668	122.200	5.726	PK
3			5855.000	55.228	49.482	-55.572	110.800	5.746	PK
4			5875.000	55.085	49.265	-50.115	105.200	5.820	PK
5			5925.000	55.153	49.187	-18.847	74.000	5.967	PK
6		*	5935.357	57.030	51.038	-16.970	74.000	5.992	PK

Note: Measure Level (dBuV/m) = Reading Level (dBuV) + Factor (dB)

Factor (dB) = Cable Loss (dB) + Antenna Factor (dB/m) - Pre_Amplifier Gain (dB)

Site: AC1	Time: 2016/09/08 - 00:46
Limit: FCC_Part15.209_RE(3m)	Engineer: Kevin Ke
Probe: BBHA9120D_1GHz_18GHz	Polarity: Horizontal
EUT: US WI-FI AP 4X4 OD ext. antenna	Power:DC 54V
Test Mode: Transmit at channel 5180MHz by 802.11n-HT20 Ant 3	

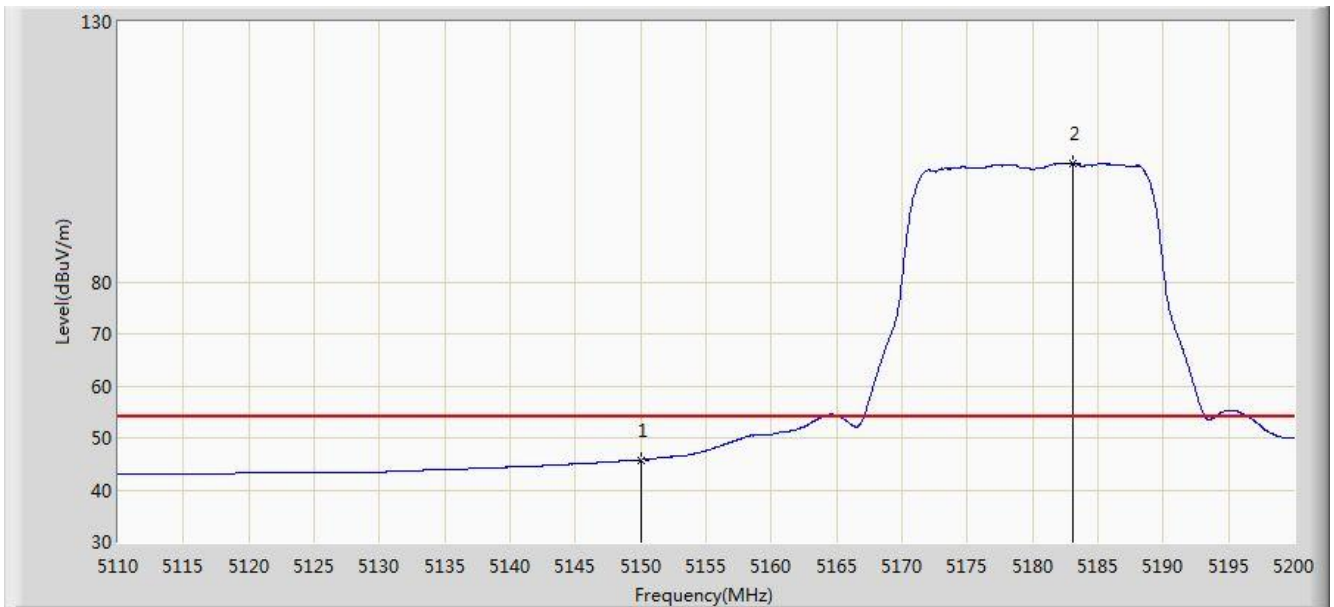


No	Flag	Mark	Frequency (MHz)	Measure Level (dBuV/m)	Reading Level (dBuV)	Margin (dB)	Limit (dBuV/m)	Factor (dB)	Type
1			5147.260	59.529	55.353	-14.471	74.000	4.176	PK
2			5150.000	58.145	53.976	-15.855	74.000	4.170	PK
3		*	5181.415	115.324	111.260	N/A	N/A	4.064	PK

Note: Measure Level (dB μ V/m) = Reading Level (dB μ V) + Factor (dB)

Factor (dB) = Cable Loss (dB) + Antenna Factor (dB/m) - Pre_Amplifier Gain (dB)

Site: AC1	Time: 2016/09/08 - 00:47
Limit: FCC_Part15.209_RE(3m)	Engineer: Kevin Ke
Probe: BBHA9120D_1GHz_18GHz	Polarity: Horizontal
EUT: US WI-FI AP 4X4 OD ext. antenna	Power:DC 54V
Test Mode: Transmit at channel 5180MHz by 802.11n-HT20 Ant 3	

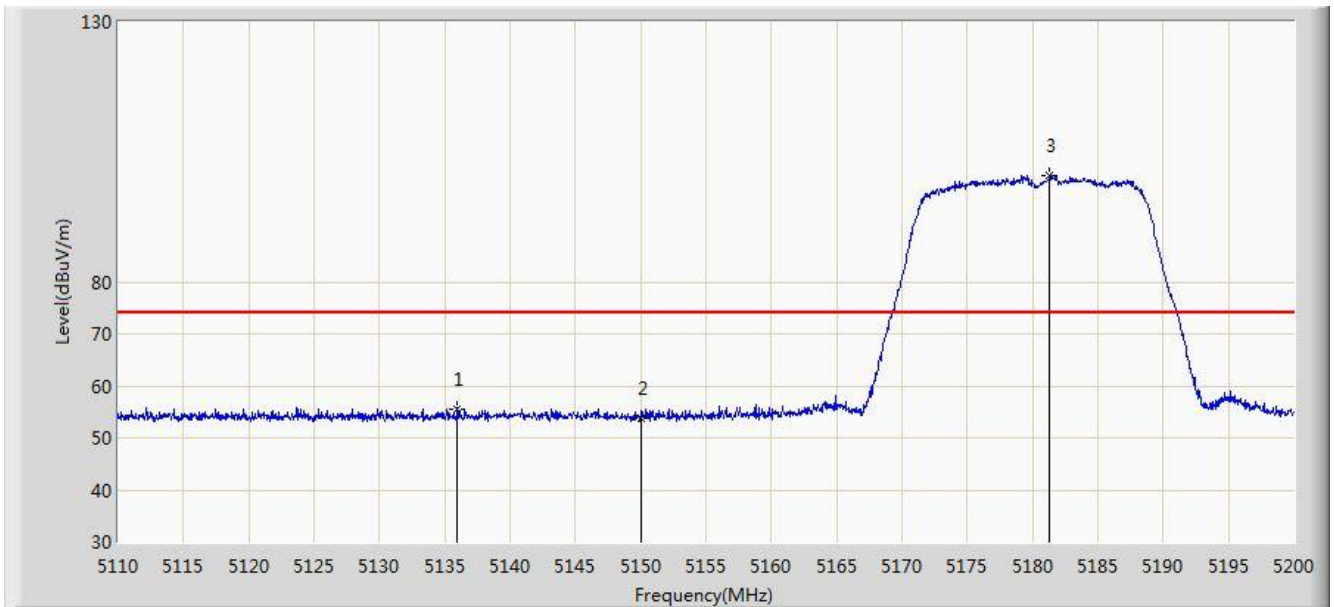


No	Flag	Mark	Frequency (MHz)	Measure Level (dBuV/m)	Reading Level (dBuV)	Margin (dB)	Limit (dBuV/m)	Factor (dB)	Type
1			5150.000	45.759	41.590	-8.241	54.000	4.170	AV
2		*	5183.080	102.832	98.774	N/A	N/A	4.057	AV

Note: Measure Level (dBμV/m) = Reading Level (dBμV) + Factor (dB)

Factor (dB) = Cable Loss (dB) + Antenna Factor (dB/m) - Pre_Amplifier Gain (dB)

Site: AC1	Time: 2016/09/08 - 00:47
Limit: FCC_Part15.209_RE(3m)	Engineer: Kevin Ke
Probe: BBHA9120D_1GHz_18GHz	Polarity: Vertical
EUT: US WI-FI AP 4X4 OD ext. antenna	Power:DC 54V
Test Mode: Transmit at channel 5180MHz by 802.11n-HT20 Ant 3	



No	Flag	Mark	Frequency (MHz)	Measure Level (dBuV/m)	Reading Level (dBuV)	Margin (dB)	Limit (dBuV/m)	Factor (dB)	Type
1			5135.965	55.652	51.477	-18.348	74.000	4.175	PK
2			5150.000	53.869	49.700	-20.131	74.000	4.170	PK
3		*	5181.280	100.358	96.294	N/A	N/A	4.064	PK

Note: Measure Level (dBμV/m) = Reading Level (dBμV) + Factor (dB)

Factor (dB) = Cable Loss (dB) + Antenna Factor (dB/m) - Pre_Amplifier Gain (dB)

Site: AC1	Time: 2016/09/08 - 00:48
Limit: FCC_Part15.209_RE(3m)	Engineer: Kevin Ke
Probe: BBHA9120D_1GHz_18GHz	Polarity: Vertical
EUT: US WI-FI AP 4X4 OD ext. antenna	Power:DC 54V
Test Mode: Transmit at channel 5180MHz by 802.11n-HT20 Ant 3	

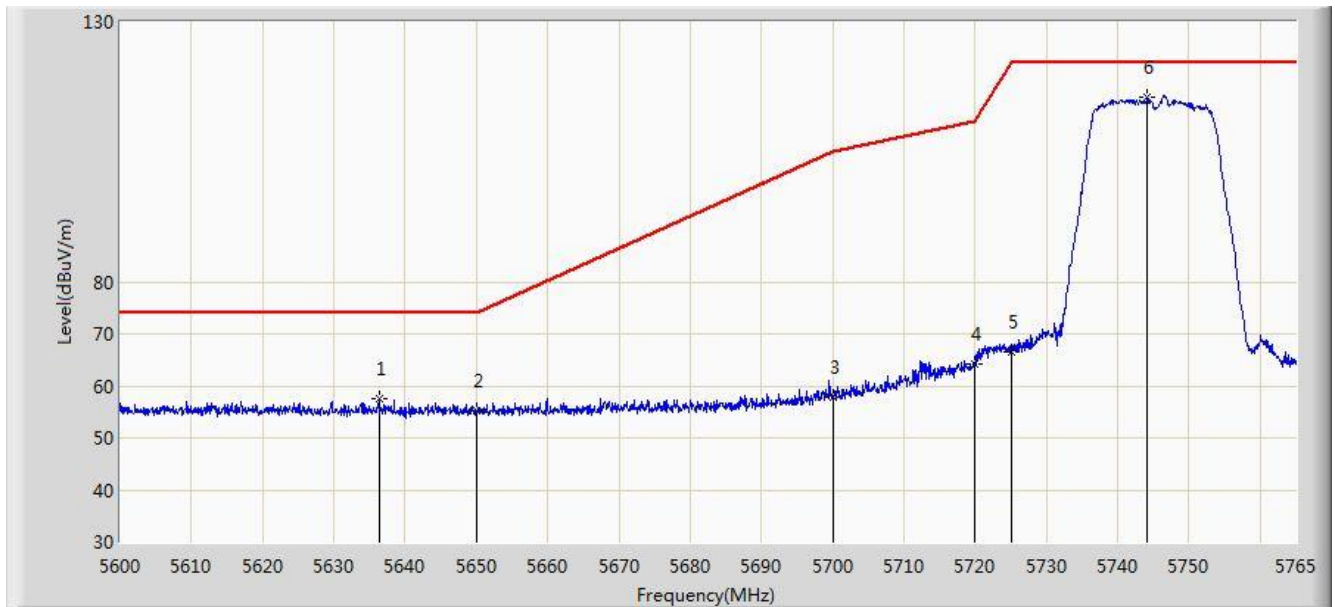


No	Flag	Mark	Frequency (MHz)	Measure Level (dBuV/m)	Reading Level (dBuV)	Margin (dB)	Limit (dBuV/m)	Factor (dB)	Type
1			5150.000	41.496	37.327	-12.504	54.000	4.170	AV
2		*	5185.375	88.330	84.280	N/A	N/A	4.049	AV

Note: Measure Level (dBμV/m) = Reading Level (dBμV) + Factor (dB)

Factor (dB) = Cable Loss (dB) + Antenna Factor (dB/m) - Pre_Amplifier Gain (dB)

Site: AC1	Time: 2016/09/08 - 00:57
Limit: FCC_Part15.407_RE(3m)	Engineer: Kevin Ke
Probe: BBHA9120D_1GHz_18GHz	Polarity: Horizontal
EUT: US WI-FI AP 4X4 OD ext. antenna	Power:DC 54V
Test Mode: Transmit at channel 5745MHz by 802.11n-HT20 Ant 3	

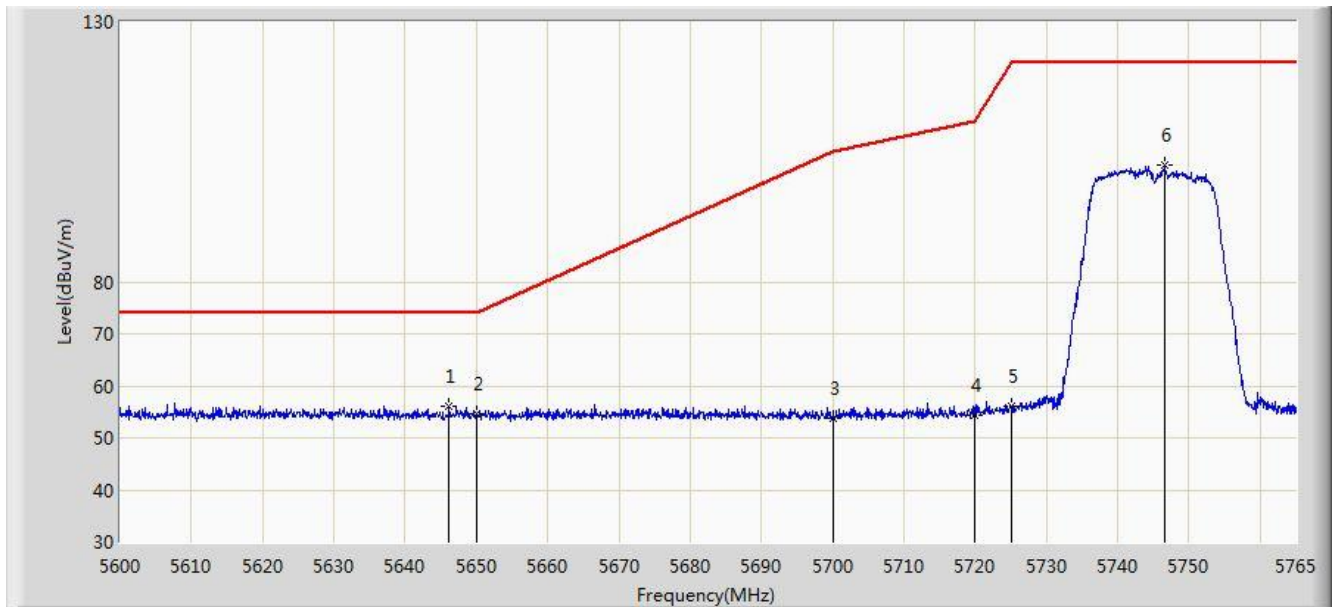


No	Flag	Mark	Frequency (MHz)	Measure Level (dBuV/m)	Reading Level (dBuV)	Margin (dB)	Limit (dBuV/m)	Factor (dB)	Type
1			5636.300	57.413	52.786	-16.587	74.000	4.627	PK
2			5650.000	55.216	50.545	-18.784	74.000	4.671	PK
3			5700.000	57.798	52.920	-47.402	105.200	4.878	PK
4			5720.000	64.150	59.153	-46.650	110.800	4.997	PK
5			5725.000	66.440	61.411	-55.760	122.200	5.029	PK
6		*	5744.210	115.645	110.495	N/A	N/A	5.151	PK

Note: Measure Level (dBuV/m) = Reading Level (dBuV) + Factor (dB)

Factor (dB) = Cable Loss (dB) + Antenna Factor (dB/m) - Pre_Amplifier Gain (dB)

Site: AC1	Time: 2016/09/08 - 00:58
Limit: FCC_Part15.407_RE(3m)	Engineer: Kevin Ke
Probe: BBHA9120D_1GHz_18GHz	Polarity: Vertical
EUT: US WI-FI AP 4X4 OD ext. antenna	Power:DC 54V
Test Mode: Transmit at channel 5745MHz by 802.11n-HT20 Ant 3	

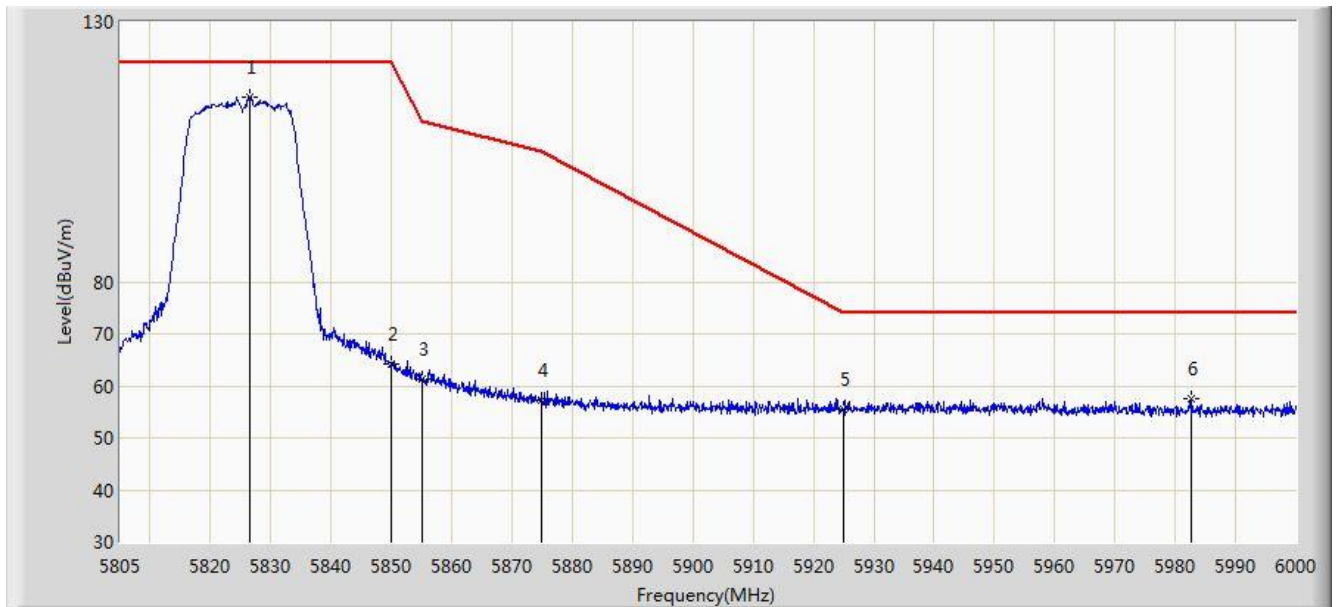


No	Flag	Mark	Frequency (MHz)	Measure Level (dBuV/m)	Reading Level (dBuV)	Margin (dB)	Limit (dBuV/m)	Factor (dB)	Type
1		*	5646.200	56.035	51.377	-17.965	74.000	4.658	PK
2			5650.000	54.649	49.978	-19.351	74.000	4.671	PK
3			5700.000	53.714	48.836	-51.486	105.200	4.878	PK
4			5720.000	54.458	49.461	-56.342	110.800	4.997	PK
5			5725.000	55.950	50.921	-66.250	122.200	5.029	PK
6			5746.685	102.360	97.195	N/A	N/A	5.165	PK

Note: Measure Level (dBuV/m) = Reading Level (dBuV) + Factor (dB)

Factor (dB) = Cable Loss (dB) + Antenna Factor (dB/m) - Pre_Amplifier Gain (dB)

Site: AC1	Time: 2016/09/08 - 00:59
Limit: FCC_Part15.407_RE(3m)	Engineer: Kevin Ke
Probe: BBHA9120D_1GHz_18GHz	Polarity: Horizontal
EUT: US WI-FI AP 4X4 OD ext. antenna	Power:DC 54V
Test Mode: Transmit at channel 5825MHz by 802.11n-HT20 Ant 3	

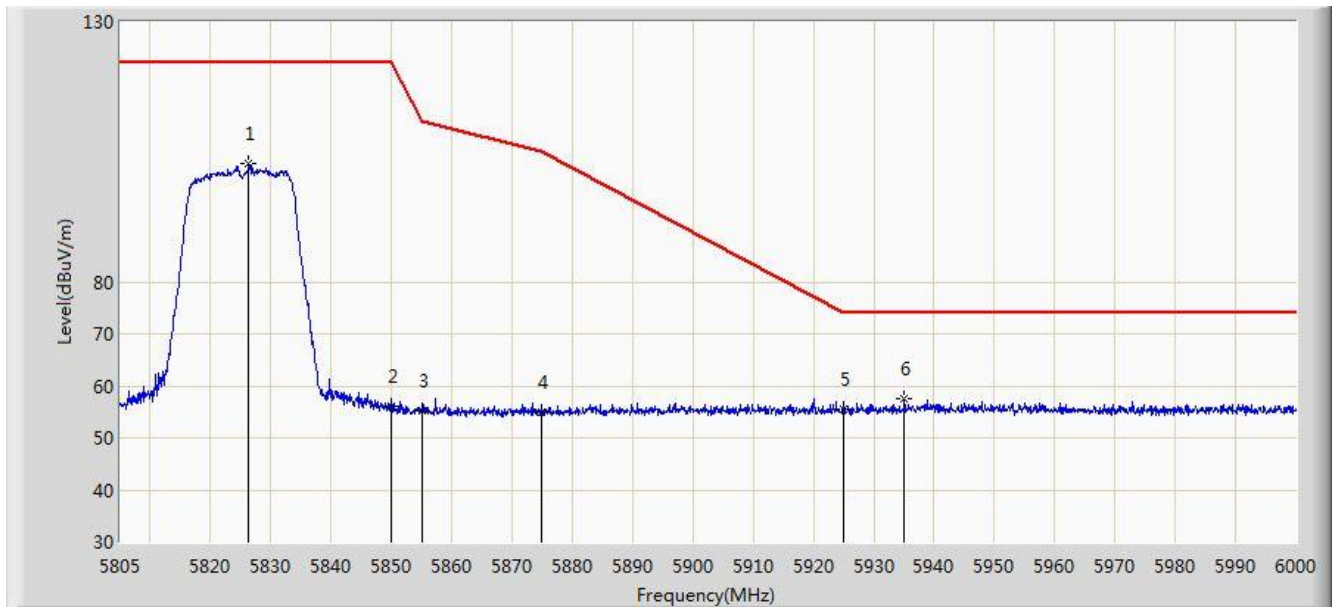


No	Flag	Mark	Frequency (MHz)	Measure Level (dBuV/m)	Reading Level (dBuV)	Margin (dB)	Limit (dBuV/m)	Factor (dB)	Type
1		*	5826.547	115.631	110.034	N/A	N/A	5.596	PK
2			5850.000	64.118	58.392	-58.082	122.200	5.726	PK
3			5855.000	61.273	55.527	-49.527	110.800	5.746	PK
4			5875.000	57.253	51.433	-47.947	105.200	5.820	PK
5			5925.000	55.520	49.554	-18.480	74.000	5.967	PK
6			5982.743	57.611	51.529	-16.389	74.000	6.082	PK

Note: Measure Level (dBuV/m) = Reading Level (dBuV) + Factor (dB)

Factor (dB) = Cable Loss (dB) + Antenna Factor (dB/m) - Pre_Amplifier Gain (dB)

Site: AC1	Time: 2016/09/08 - 01:00
Limit: FCC_Part15.407_RE(3m)	Engineer: Kevin Ke
Probe: BBHA9120D_1GHz_18GHz	Polarity: Vertical
EUT: US WI-FI AP 4X4 OD ext. antenna	Power:DC 54V
Test Mode: Transmit at channel 5825MHz by 802.11n-HT20 Ant 3	

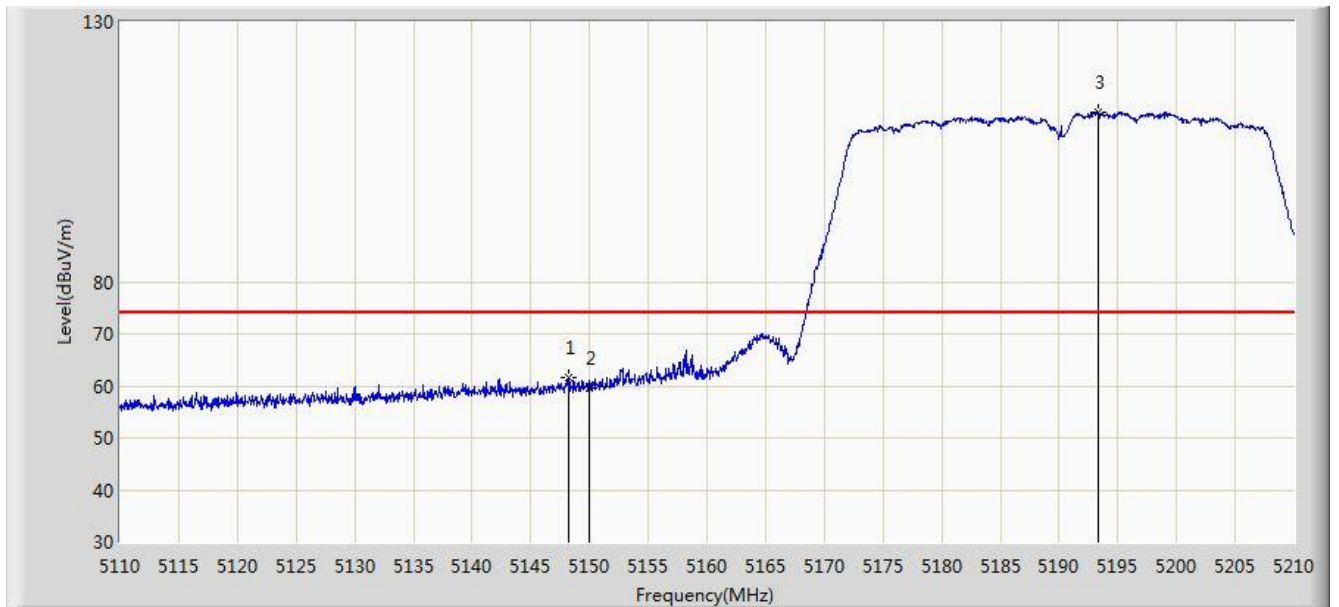


No	Flag	Mark	Frequency (MHz)	Measure Level (dBuV/m)	Reading Level (dBuV)	Margin (dB)	Limit (dBuV/m)	Factor (dB)	Type
1			5826.255	102.629	97.034	N/A	N/A	5.595	PK
2			5850.000	56.004	50.278	-66.196	122.200	5.726	PK
3			5855.000	55.313	49.567	-55.487	110.800	5.746	PK
4			5875.000	55.033	49.213	-50.167	105.200	5.820	PK
5			5925.000	55.460	49.494	-18.540	74.000	5.967	PK
6		*	5935.065	57.414	51.422	-16.586	74.000	5.992	PK

Note: Measure Level (dBμV/m) = Reading Level (dBμV) + Factor (dB)

Factor (dB) = Cable Loss (dB) + Antenna Factor (dB/m) - Pre_Amplifier Gain (dB)

Site: AC1	Time: 2016/09/08 - 01:01
Limit: FCC_Part15.209_RE(3m)	Engineer: Kevin Ke
Probe: BBHA9120D_1GHz_18GHz	Polarity: Horizontal
EUT: US WI-FI AP 4X4 OD ext. antenna	Power:DC 54V
Test Mode: Transmit at channel 5190MHz by 802.11n-HT40 Ant 3	

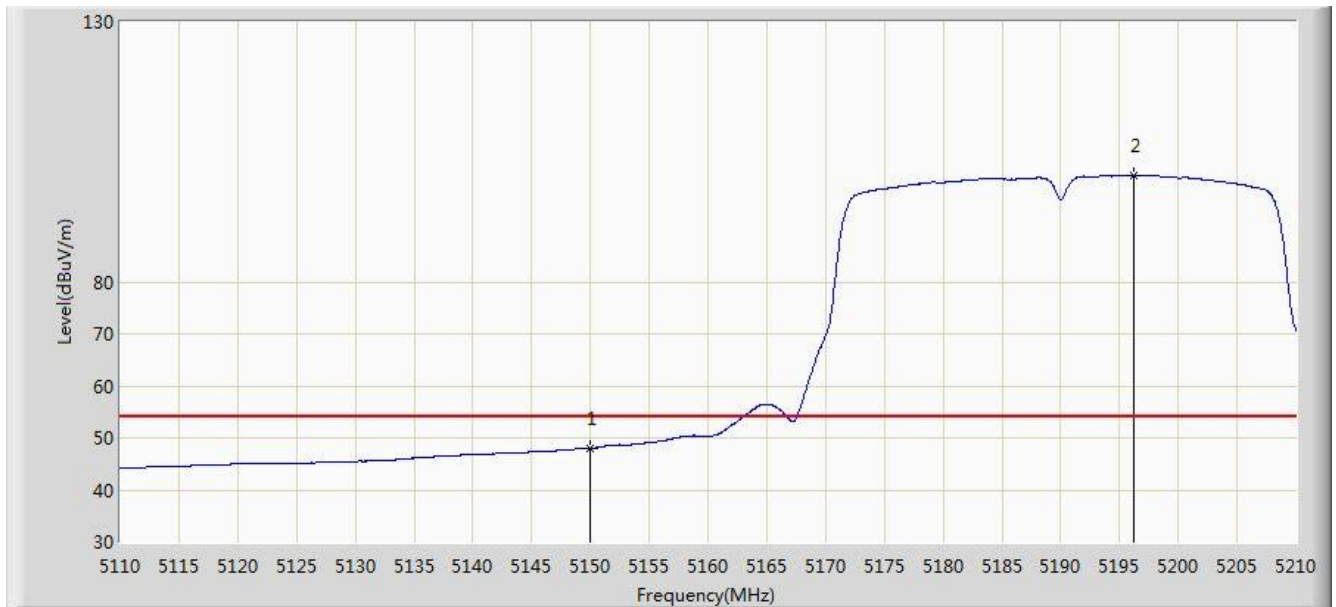


No	Flag	Mark	Frequency (MHz)	Measure Level (dBuV/m)	Reading Level (dBuV)	Margin (dB)	Limit (dBuV/m)	Factor (dB)	Type
1			5148.250	61.533	57.358	-12.467	74.000	4.174	PK
2			5150.000	59.482	55.313	-14.518	74.000	4.170	PK
3		*	5193.300	112.520	108.498	N/A	N/A	4.022	PK

Note: Measure Level (dB μ V/m) = Reading Level (dB μ V) + Factor (dB)

Factor (dB) = Cable Loss (dB) + Antenna Factor (dB/m) - Pre_Amplifier Gain (dB)

Site: AC1	Time: 2016/09/08 - 01:01
Limit: FCC_Part15.209_RE(3m)	Engineer: Kevin Ke
Probe: BBHA9120D_1GHz_18GHz	Polarity: Horizontal
EUT: US WI-FI AP 4X4 OD ext. antenna	Power:DC 54V
Test Mode: Transmit at channel 5190MHz by 802.11n-HT40 Ant 3	

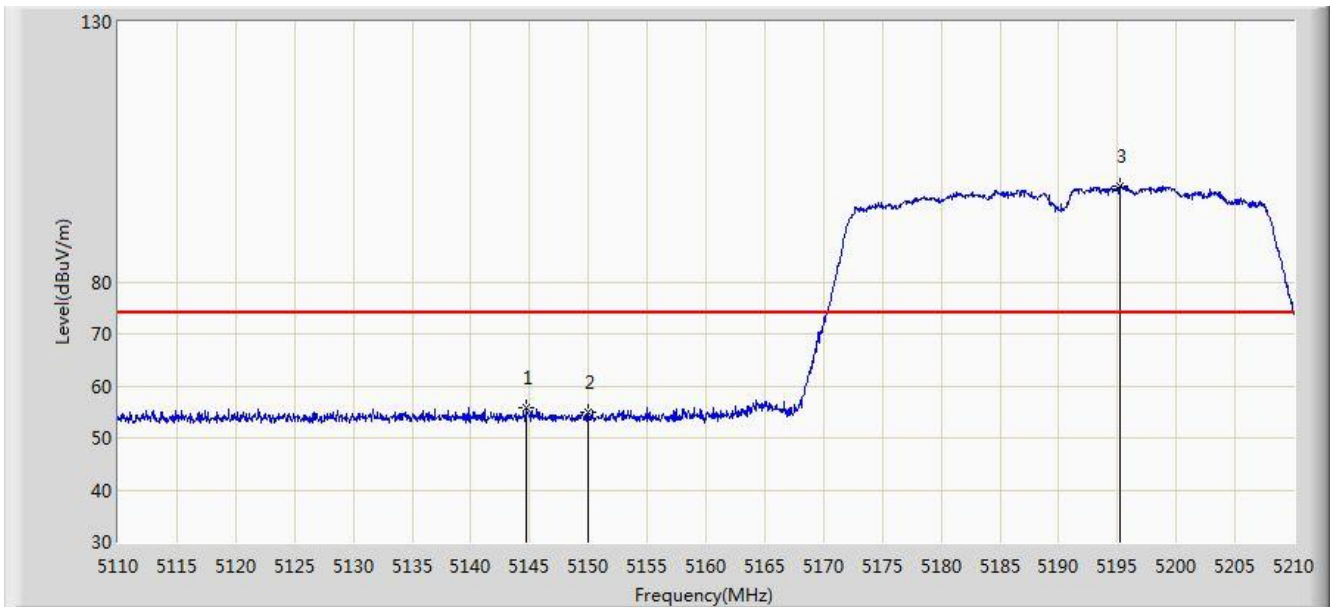


No	Flag	Mark	Frequency (MHz)	Measure Level (dBuV/m)	Reading Level (dBuV)	Margin (dB)	Limit (dBuV/m)	Factor (dB)	Type
1			5150.000	47.957	43.788	-6.043	54.000	4.170	AV
2		*	5196.250	100.470	96.459	N/A	N/A	4.011	AV

Note: Measure Level (dB μ V/m) = Reading Level (dB μ V) + Factor (dB)

Factor (dB) = Cable Loss (dB) + Antenna Factor (dB/m) - Pre_Amplifier Gain (dB)

Site: AC1	Time: 2016/09/08 - 01:02
Limit: FCC_Part15.209_RE(3m)	Engineer: Kevin Ke
Probe: BBHA9120D_1GHz_18GHz	Polarity: Vertical
EUT: US WI-FI AP 4X4 OD ext. antenna	Power:DC 54V
Test Mode: Transmit at channel 5190MHz by 802.11n-HT40 Ant 3	

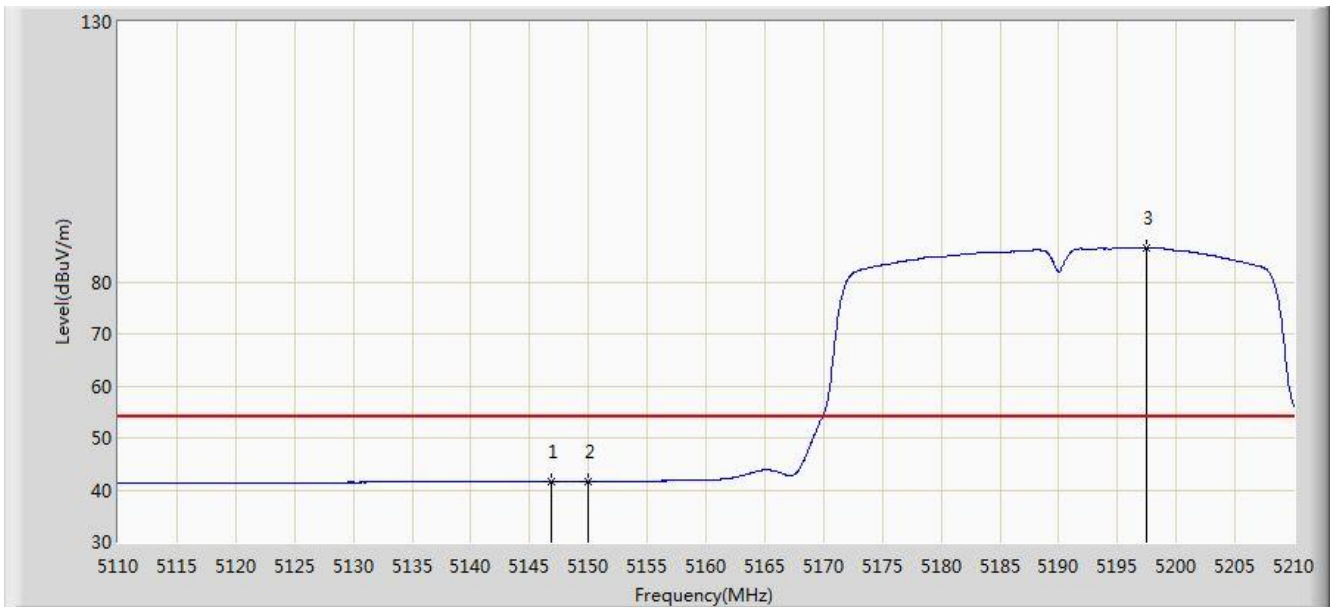


Ao	Flag	Mark	Frequency (MHz)	Measure Level (dBuV/m)	Reading Level (dBuV)	Margin (dB)	Limit (dBuV/m)	Factor (dB)	Type
1			5144.650	55.683	51.507	-18.317	74.000	4.176	PK
2			5150.000	55.027	50.858	-18.973	74.000	4.170	PK
3		*	5195.200	98.276	94.261	N/A	N/A	4.015	PK

Note: Measure Level (dBμV/m) = Reading Level (dBμV) + Factor (dB)

Factor (dB) = Cable Loss (dB) + Antenna Factor (dB/m) - Pre_Amplifier Gain (dB)

Site: AC1	Time: 2016/09/08 - 01:02
Limit: FCC_Part15.209_RE(3m)	Engineer: Kevin Ke
Probe: BBHA9120D_1GHz_18GHz	Polarity: Vertical
EUT: US WI-FI AP 4X4 OD ext. antenna	Power:DC 54V
Test Mode: Transmit at channel 5190MHz by 802.11n-HT40 Ant 3	

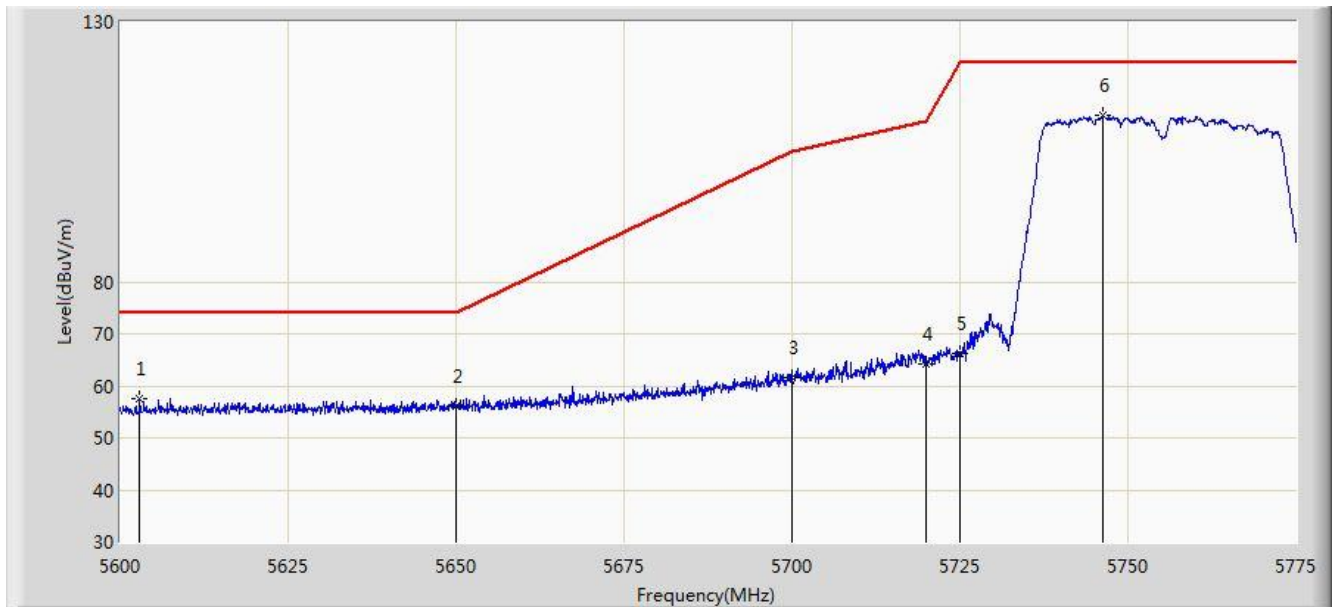


No	Flag	Mark	Frequency (MHz)	Measure Level (dBuV/m)	Reading Level (dBuV)	Margin (dB)	Limit (dBuV/m)	Factor (dB)	Type
1			5146.800	41.660	37.484	-12.340	54.000	4.176	AV
2			5150.000	41.575	37.406	-12.425	54.000	4.170	AV
3		*	5197.500	86.535	82.528	N/A	N/A	4.006	AV

Note: Measure Level (dB μ V/m) = Reading Level (dB μ V) + Factor (dB)

Factor (dB) = Cable Loss (dB) + Antenna Factor (dB/m) - Pre_Amplifier Gain (dB)

Site: AC1	Time: 2016/09/08 - 01:15
Limit: FCC_Part15.407_RE(3m)	Engineer: Kevin Ke
Probe: BBHA9120D_1GHz_18GHz	Polarity: Horizontal
EUT: US WI-FI AP 4X4 OD ext. antenna	Power:DC 54V
Test Mode: Transmit at channel 5755MHz by 802.11n-HT40 Ant 3	

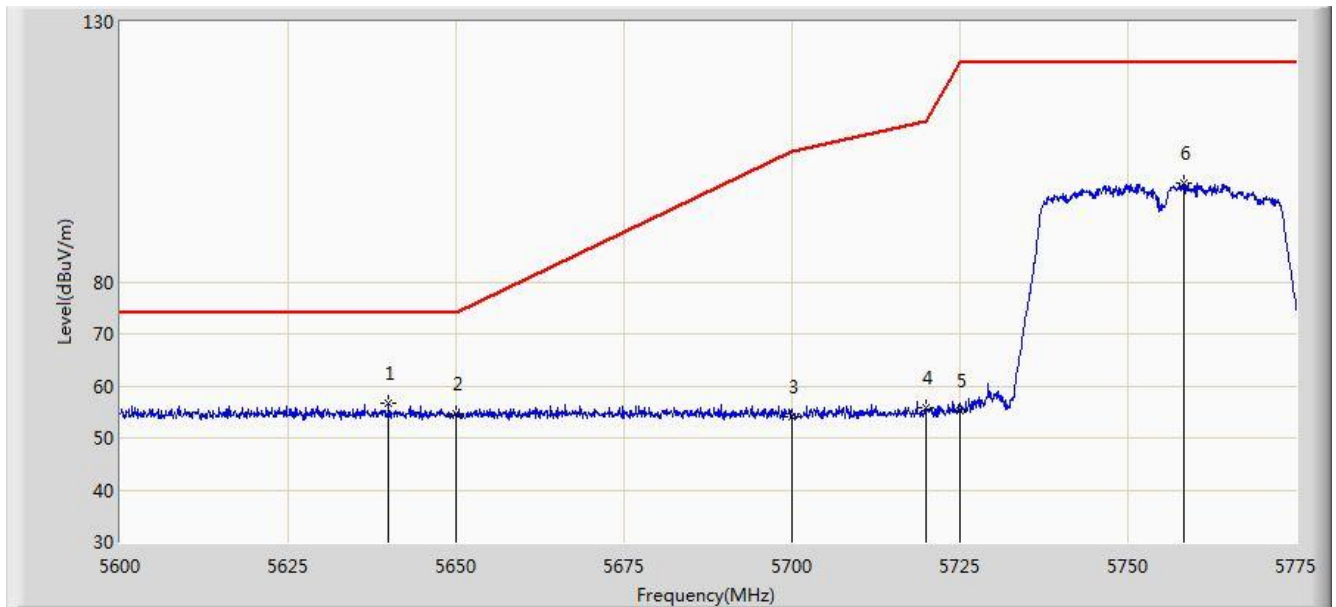


No	Flag	Mark	Frequency (MHz)	Measure Level (dBuV/m)	Reading Level (dBuV)	Margin (dB)	Limit (dBuV/m)	Factor (dB)	Type
1			5602.888	57.585	53.051	-16.415	74.000	4.534	PK
2			5650.000	56.141	51.470	-17.859	74.000	4.671	PK
3			5700.000	61.490	56.612	-43.710	105.200	4.878	PK
4			5720.000	64.325	59.328	-46.475	110.800	4.997	PK
5			5725.000	66.177	61.148	-56.023	122.200	5.029	PK
6		*	5746.212	111.943	106.781	N/A	N/A	5.162	PK

Note: Measure Level (dBuV/m) = Reading Level (dBuV) + Factor (dB)

Factor (dB) = Cable Loss (dB) + Antenna Factor (dB/m) - Pre_Amplifier Gain (dB)

Site: AC1	Time: 2016/09/08 - 01:16
Limit: FCC_Part15.407_RE(3m)	Engineer: Kevin Ke
Probe: BBHA9120D_1GHz_18GHz	Polarity: Vertical
EUT: US WI-FI AP 4X4 OD ext. antenna	Power:DC 54V
Test Mode: Transmit at channel 5755MHz by 802.11n-HT40 Ant 3	

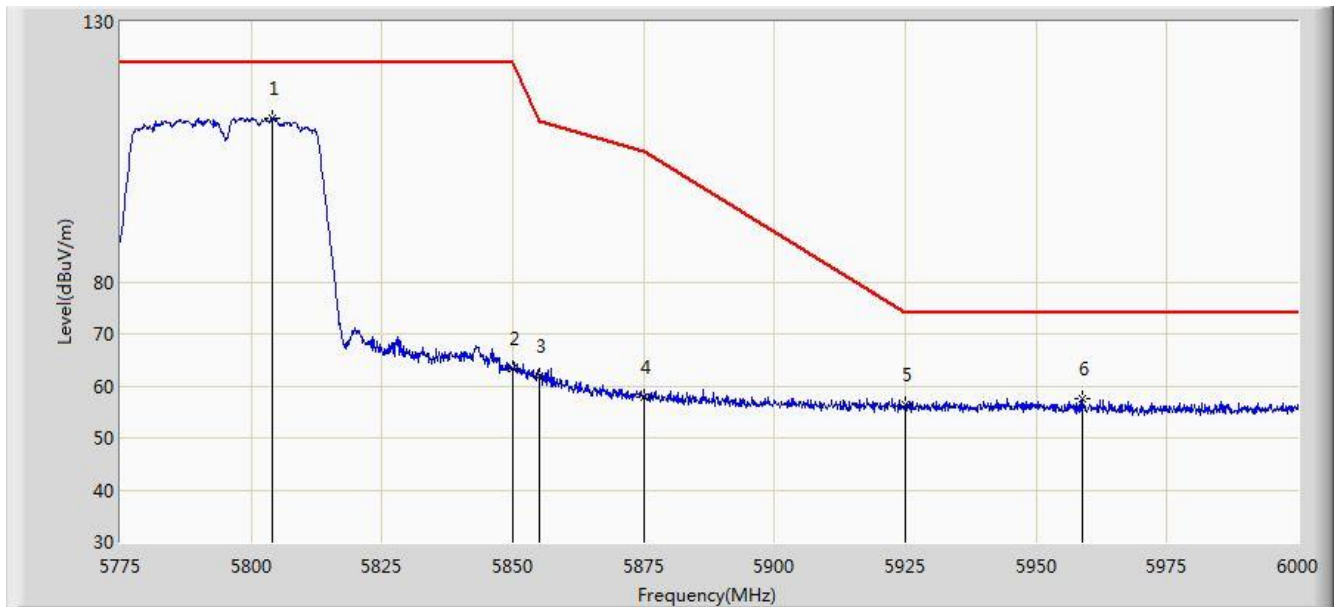


No	Flag	Mark	Frequency (MHz)	Measure Level (dBuV/m)	Reading Level (dBuV)	Margin (dB)	Limit (dBuV/m)	Factor (dB)	Type
1		*	5639.987	56.612	51.974	-17.388	74.000	4.638	PK
2			5650.000	54.642	49.971	-19.358	74.000	4.671	PK
3			5700.000	54.175	49.297	-51.025	105.200	4.878	PK
4			5720.000	55.709	50.712	-55.091	110.800	4.997	PK
5			5725.000	55.213	50.184	-66.987	122.200	5.029	PK
6			5758.375	98.867	93.636	N/A	N/A	5.231	PK

Note: Measure Level (dBuV/m) = Reading Level (dBuV) + Factor (dB)

Factor (dB) = Cable Loss (dB) + Antenna Factor (dB/m) - Pre_Amplifier Gain (dB)

Site: AC1	Time: 2016/09/08 - 01:17
Limit: FCC_Part15.407_RE(3m)	Engineer: Kevin Ke
Probe: BBHA9120D_1GHz_18GHz	Polarity: Horizontal
EUT: US WI-FI AP 4X4 OD ext. antenna	Power:DC 54V
Test Mode: Transmit at channel 5795MHz by 802.11n-HT40 Ant 3	

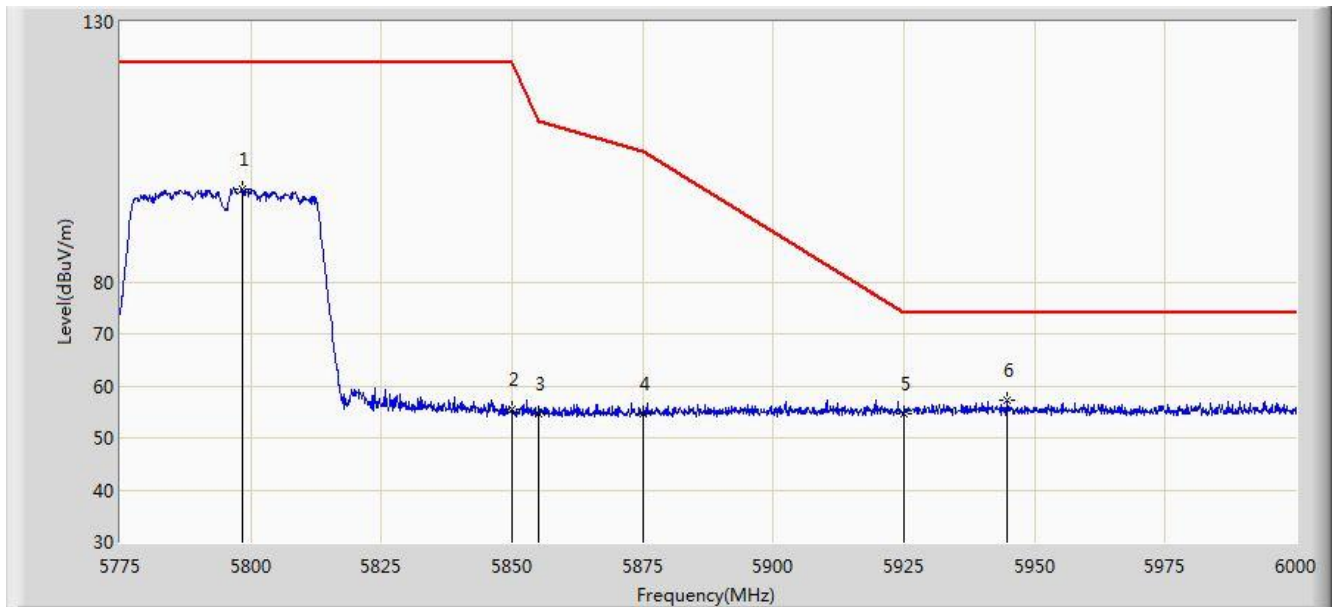


No	Flag	Mark	Frequency (MHz)	Measure Level (dBuV/m)	Reading Level (dBuV)	Margin (dB)	Limit (dBuV/m)	Factor (dB)	Type
1		*	5803.913	111.544	106.077	N/A	N/A	5.467	PK
2			5850.000	63.433	57.707	-58.767	122.200	5.726	PK
3			5855.000	61.883	56.137	-48.917	110.800	5.746	PK
4			5875.000	57.808	51.988	-47.392	105.200	5.820	PK
5			5925.000	56.331	50.365	-17.669	74.000	5.967	PK
6			5958.712	57.460	51.418	-16.540	74.000	6.042	PK

Note: Measure Level (dBuV/m) = Reading Level (dBuV) + Factor (dB)

Factor (dB) = Cable Loss (dB) + Antenna Factor (dB/m) - Pre_Amplifier Gain (dB)

Site: AC1	Time: 2016/09/08 - 01:18
Limit: FCC_Part15.407_RE(3m)	Engineer: Kevin Ke
Probe: BBHA9120D_1GHz_18GHz	Polarity: Vertical
EUT: US WI-FI AP 4X4 OD ext. antenna	Power:DC 54V
Test Mode: Transmit at channel 5795MHz by 802.11n-HT40 Ant 3	

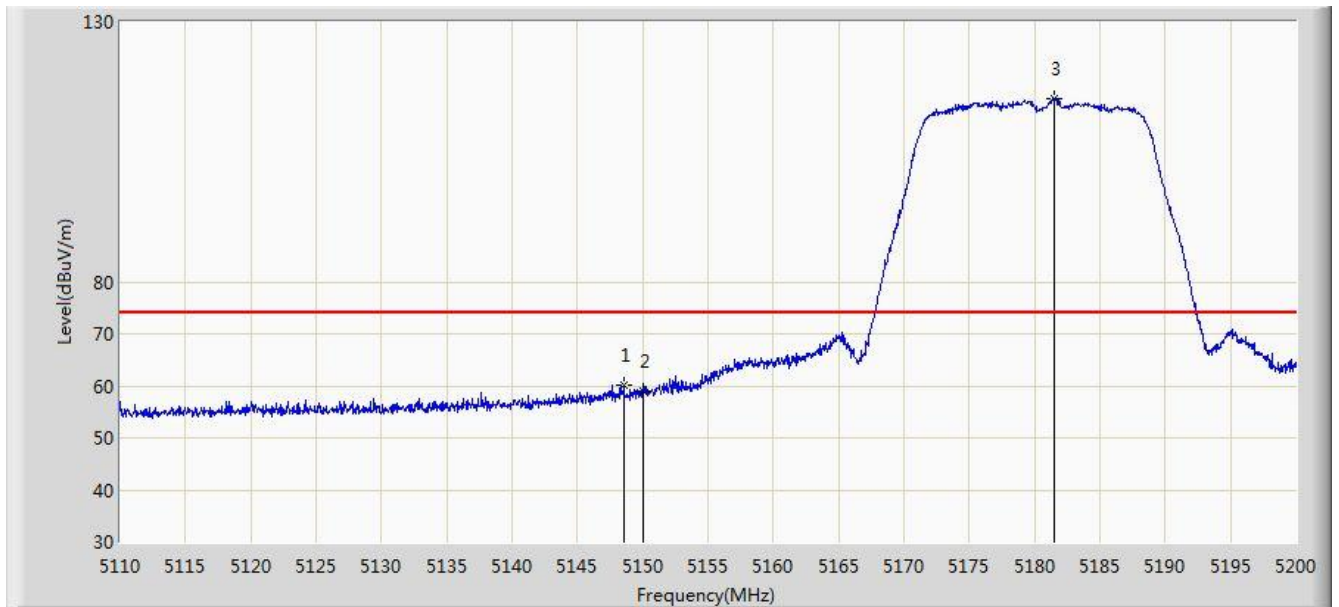


No	Flag	Mark	Frequency (MHz)	Measure Level (dBuV/m)	Reading Level (dBuV)	Margin (dB)	Limit (dBuV/m)	Factor (dB)	Type
1			5798.288	97.963	92.527	N/A	N/A	5.436	PK
2			5850.000	55.479	49.753	-66.721	122.200	5.726	PK
3			5855.000	54.696	48.950	-56.104	110.800	5.746	PK
4			5875.000	54.728	48.908	-50.472	105.200	5.820	PK
5			5925.000	54.652	48.686	-19.348	74.000	5.967	PK
6		*	5944.650	57.223	51.208	-16.777	74.000	6.015	PK

Note: Measure Level (dBuV/m) = Reading Level (dBuV) + Factor (dB)

Factor (dB) = Cable Loss (dB) + Antenna Factor (dB/m) - Pre_Amplifier Gain (dB)

Site: AC1	Time: 2016/09/08 - 01:19
Limit: FCC_Part15.209_RE(3m)	Engineer: Kevin Ke
Probe: BBHA9120D_1GHz_18GHz	Polarity: Horizontal
EUT: US WI-FI AP 4X4 OD ext. antenna	Power:DC 54V
Test Mode: Transmit at channel 5180MHz by 802.11ac-VHT20 Ant 3	

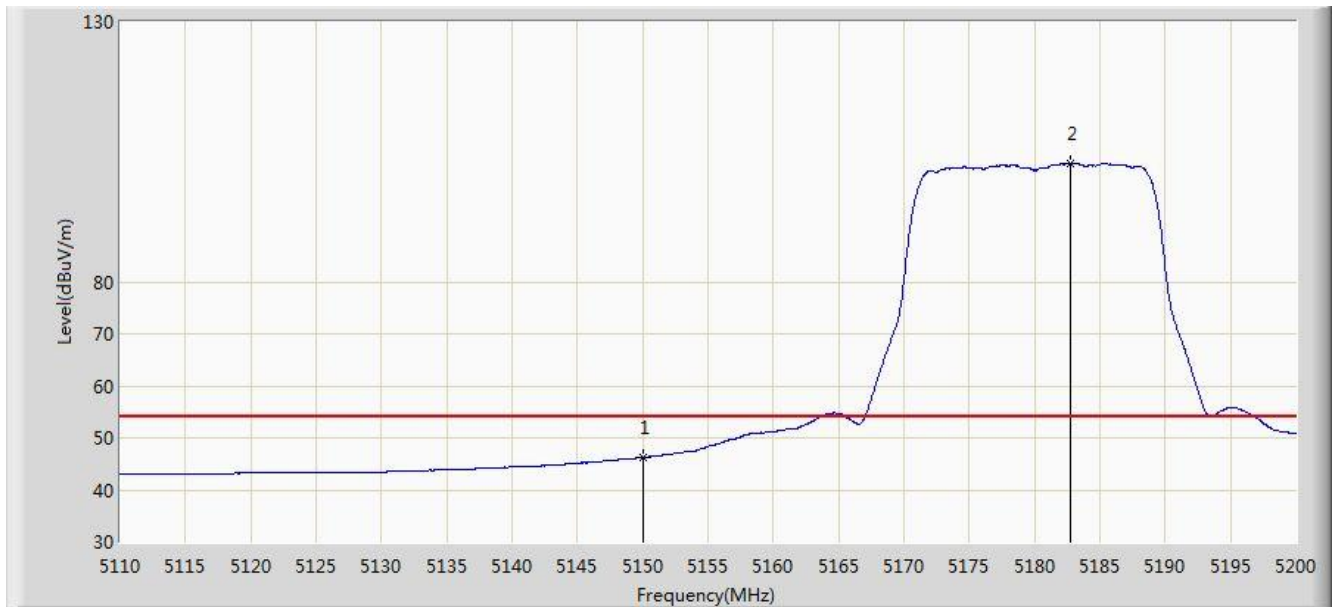


No	Flag	Mark	Frequency (MHz)	Measure Level (dBuV/m)	Reading Level (dBuV)	Margin (dB)	Limit (dBuV/m)	Factor (dB)	Type
1			5148.565	60.170	55.996	-13.830	74.000	4.173	PK
2			5150.000	58.997	54.828	-15.003	74.000	4.170	PK
3		*	5181.460	115.299	111.235	N/A	N/A	4.064	PK

Note: Measure Level (dB μ V/m) = Reading Level (dB μ V) + Factor (dB)

Factor (dB) = Cable Loss (dB) + Antenna Factor (dB/m) - Pre_Amplifier Gain (dB)

Site: AC1	Time: 2016/09/08 - 01:20
Limit: FCC_Part15.209_RE(3m)	Engineer: Kevin Ke
Probe: BBHA9120D_1GHz_18GHz	Polarity: Horizontal
EUT: US WI-FI AP 4X4 OD ext. antenna	Power:DC 54V
Test Mode: Transmit at channel 5180MHz by 802.11ac-VHT20 Ant 3	

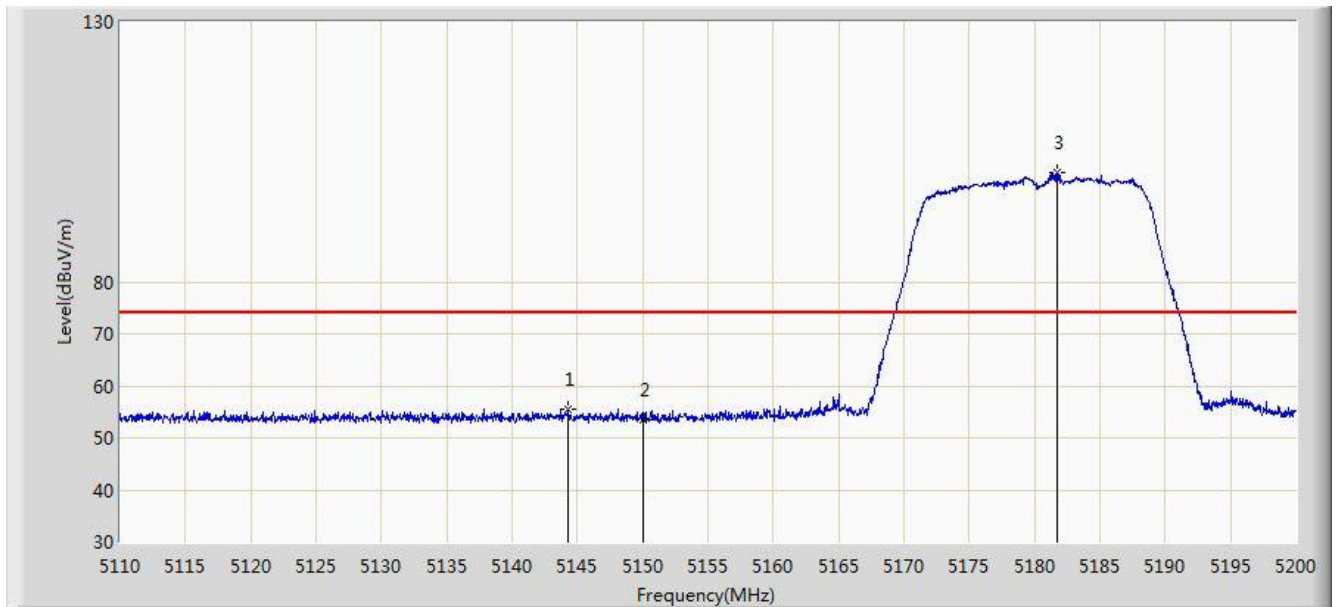


A No	Flag	Mark	Frequency (MHz)	Measure Level (dBuV/m)	Reading Level (dBuV)	Margin (dB)	Limit (dBuV/m)	Factor (dB)	Type
1			5150.000	46.176	42.007	-7.824	54.000	4.170	AV
2		*	5182.720	102.645	98.586	N/A	N/A	4.060	AV

Note: Measure Level (dBμV/m) = Reading Level (dBμV) + Factor (dB)

Factor (dB) = Cable Loss (dB) + Antenna Factor (dB/m) - Pre_Amplifier Gain (dB)

Site: AC1	Time: 2016/09/08 - 01:21
Limit: FCC_Part15.209_RE(3m)	Engineer: Kevin Ke
Probe: BBHA9120D_1GHz_18GHz	Polarity: Vertical
EUT: US WI-FI AP 4X4 OD ext. antenna	Power:DC 54V
Test Mode: Transmit at channel 5180MHz by 802.11ac-VHT20 Ant 3	

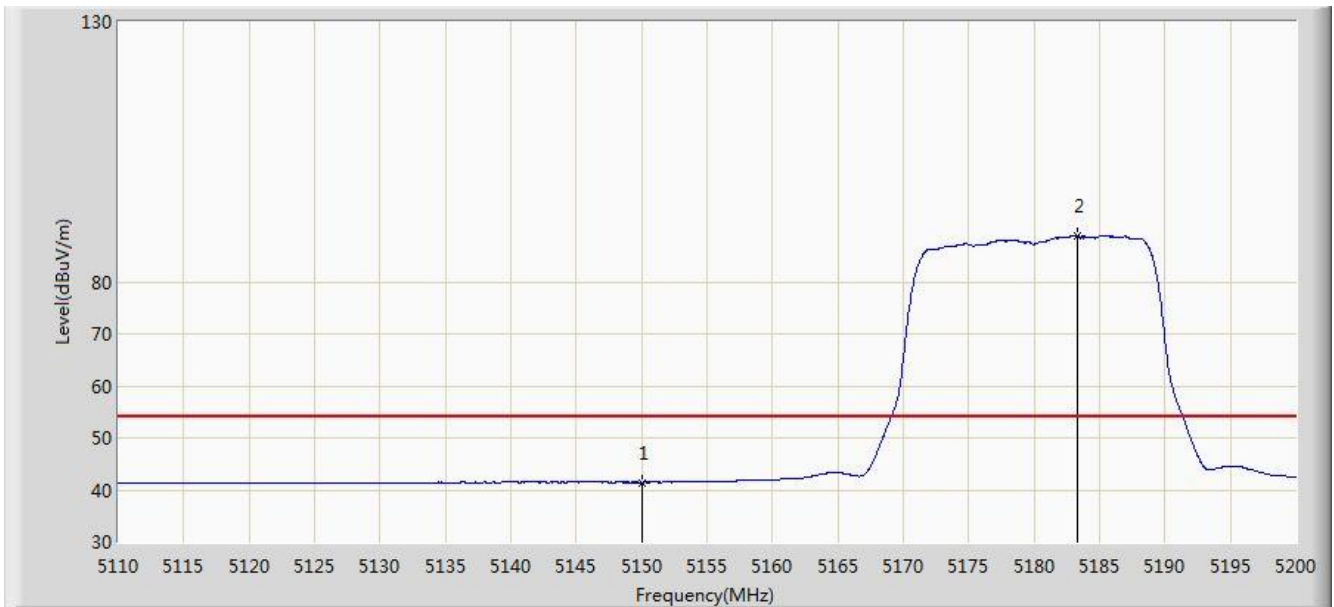


No	Flag	Mark	Frequency (MHz)	Measure Level (dBuV/m)	Reading Level (dBuV)	Margin (dB)	Limit (dBuV/m)	Factor (dB)	Type
1			5144.290	55.545	51.369	-18.455	74.000	4.176	PK
2			5150.000	53.602	49.433	-20.398	74.000	4.170	PK
3		*	5181.685	101.004	96.941	N/A	N/A	4.063	PK

Note: Measure Level (dB μ V/m) = Reading Level (dB μ V) + Factor (dB)

Factor (dB) = Cable Loss (dB) + Antenna Factor (dB/m) - Pre_Amplifier Gain (dB)

Site: AC1	Time: 2016/09/08 - 01:22
Limit: FCC_Part15.209_RE(3m)	Engineer: Kevin Ke
Probe: BBHA9120D_1GHz_18GHz	Polarity: Vertical
EUT: US WI-FI AP 4X4 OD ext. antenna	Power:DC 54V
Test Mode: Transmit at channel 5180MHz by 802.11ac-VHT20 Ant 3	

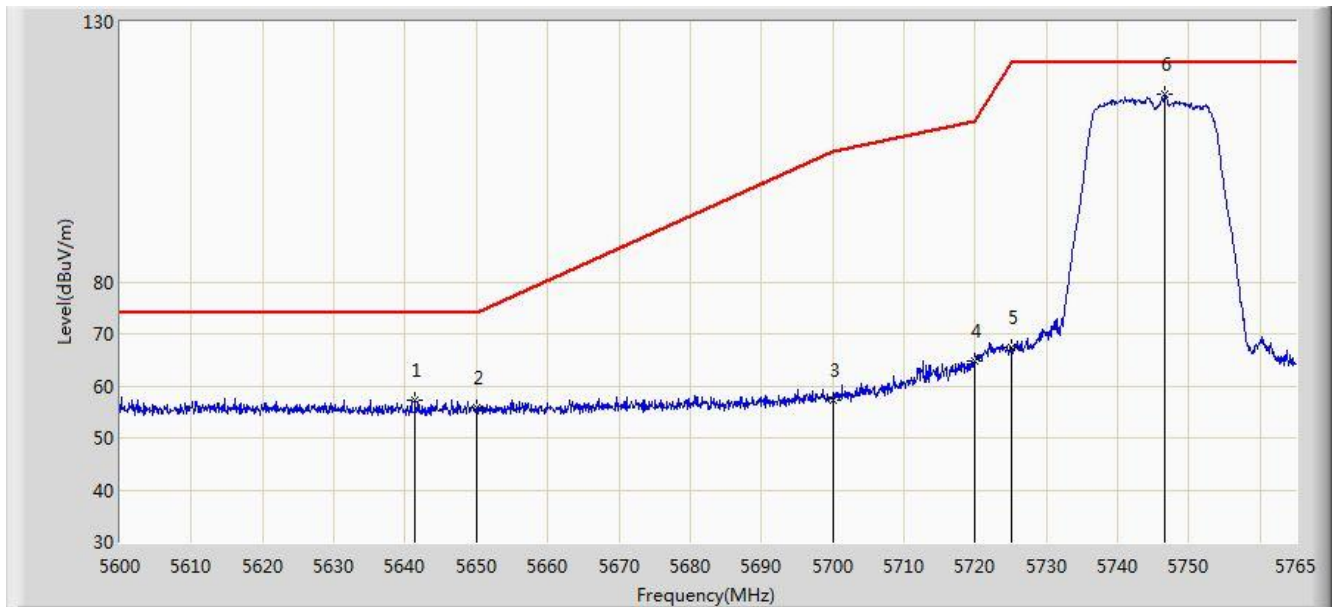


No	Flag	Mark	Frequency (MHz)	Measure Level (dBuV/m)	Reading Level (dBuV)	Margin (dB)	Limit (dBuV/m)	Factor (dB)	Type
1			5150.000	41.438	37.269	-12.562	54.000	4.170	AV
2		*	5183.305	88.853	84.796	N/A	N/A	4.057	AV

Note: Measure Level (dBμV/m) = Reading Level (dBμV) + Factor (dB)

Factor (dB) = Cable Loss (dB) + Antenna Factor (dB/m) - Pre_Amplifier Gain (dB)

Site: AC1	Time: 2016/09/08 - 01:30
Limit: FCC_Part15.407_RE(3m)	Engineer: Kevin Ke
Probe: BBHA9120D_1GHz_18GHz	Polarity: Horizontal
EUT: US WI-FI AP 4X4 OD ext. antenna	Power:DC 54V
Test Mode: Transmit at channel 5745MHz by 802.11ac-VHT20 Ant 3	

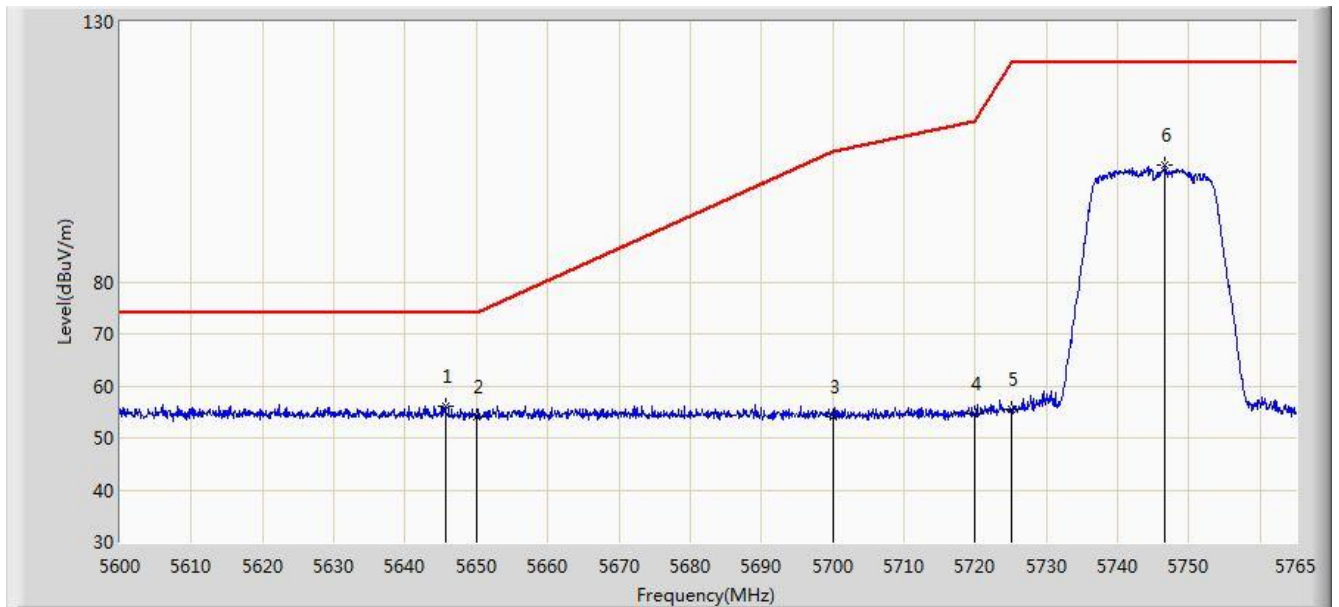


No	Flag	Mark	Frequency (MHz)	Measure Level (dBuV/m)	Reading Level (dBuV)	Margin (dB)	Limit (dBuV/m)	Factor (dB)	Type
1			5641.333	57.371	52.729	-16.629	74.000	4.642	PK
2			5650.000	55.780	51.109	-18.220	74.000	4.671	PK
3			5700.000	57.282	52.404	-47.918	105.200	4.878	PK
4			5720.000	64.925	59.928	-45.875	110.800	4.997	PK
5			5725.000	67.300	62.271	-54.900	122.200	5.029	PK
6		*	5746.685	115.969	110.804	N/A	N/A	5.165	PK

Note: Measure Level (dBμV/m) = Reading Level (dBμV) + Factor (dB)

Factor (dB) = Cable Loss (dB) + Antenna Factor (dB/m) - Pre_Amplifier Gain (dB)

Site: AC1	Time: 2016/09/08 - 01:31
Limit: FCC_Part15.407_RE(3m)	Engineer: Kevin Ke
Probe: BBHA9120D_1GHz_18GHz	Polarity: Vertical
EUT: US WI-FI AP 4X4 OD ext. antenna	Power:DC 54V
Test Mode: Transmit at channel 5745MHz by 802.11ac-VHT20 Ant 3	

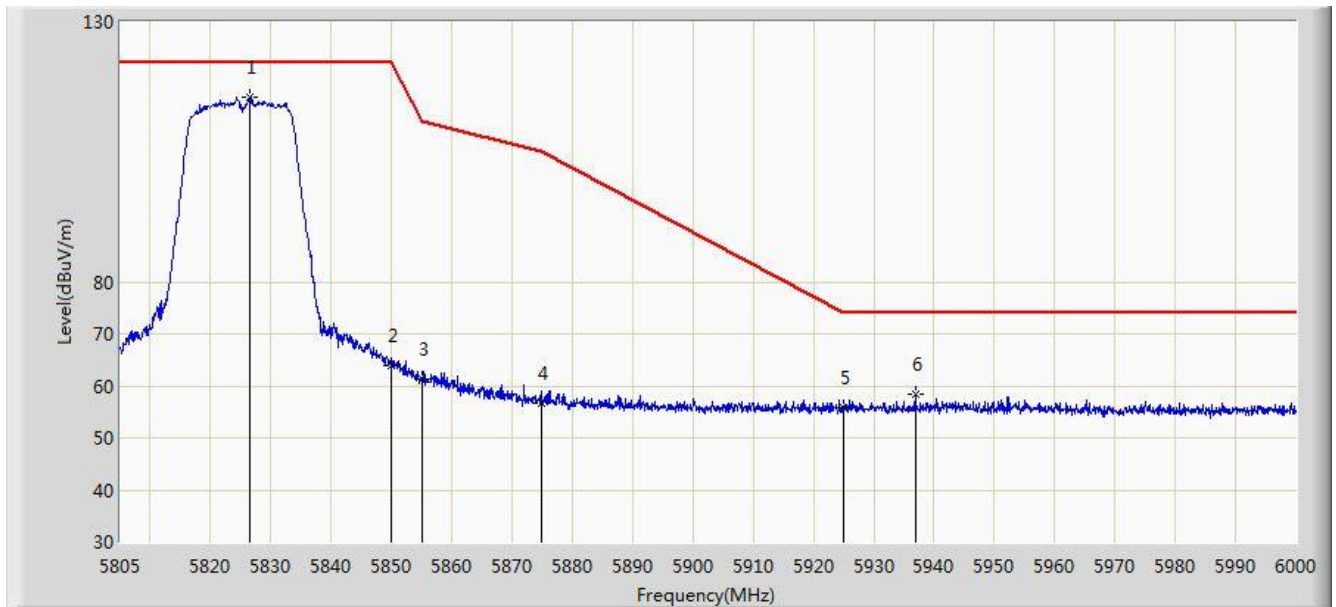


No	Flag	Mark	Frequency (MHz)	Measure Level (dBuV/m)	Reading Level (dBuV)	Margin (dB)	Limit (dBuV/m)	Factor (dB)	Type
1		*	5645.705	56.085	51.428	-17.915	74.000	4.657	PK
2			5650.000	53.974	49.303	-20.026	74.000	4.671	PK
3			5700.000	53.979	49.101	-51.221	105.200	4.878	PK
4			5720.000	54.747	49.750	-56.053	110.800	4.997	PK
5			5725.000	55.411	50.382	-66.789	122.200	5.029	PK
6			5746.603	102.400	97.236	N/A	N/A	5.165	PK

Note: Measure Level (dBuV/m) = Reading Level (dBuV) + Factor (dB)

Factor (dB) = Cable Loss (dB) + Antenna Factor (dB/m) - Pre_Amplifier Gain (dB)

Site: AC1	Time: 2016/09/08 - 01:32
Limit: FCC_Part15.407_RE(3m)	Engineer: Kevin Ke
Probe: BBHA9120D_1GHz_18GHz	Polarity: Horizontal
EUT: US WI-FI AP 4X4 OD ext. antenna	Power:DC 54V
Test Mode: Transmit at channel 5825MHz by 802.11ac-VHT20 Ant 3	

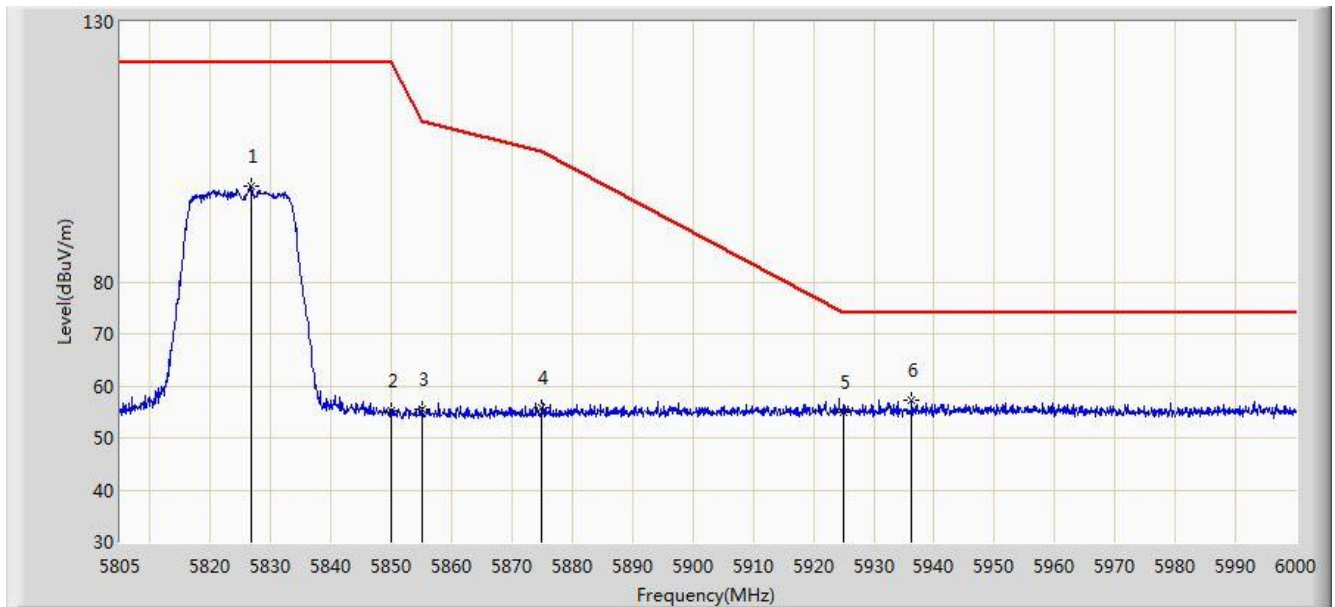


No	Flag	Mark	Frequency (MHz)	Measure Level (dBuV/m)	Reading Level (dBuV)	Margin (dB)	Limit (dBuV/m)	Factor (dB)	Type
A1		*	5826.450	115.555	109.959	N/A	N/A	5.596	PK
2			5850.000	63.781	58.055	-58.419	122.200	5.726	PK
3			5855.000	61.288	55.542	-49.512	110.800	5.746	PK
4			5875.000	56.688	50.868	-48.512	105.200	5.820	PK
5			5925.000	55.859	49.893	-18.141	74.000	5.967	PK
6			5936.917	58.355	52.359	-15.645	74.000	5.996	PK

Note: Measure Level (dBμV/m) = Reading Level (dBμV) + Factor (dB)

Factor (dB) = Cable Loss (dB) + Antenna Factor (dB/m) - Pre_Amplifier Gain (dB)

Site: AC1	Time: 2016/09/08 - 01:33
Limit: FCC_Part15.407_RE(3m)	Engineer: Kevin Ke
Probe: BBHA9120D_1GHz_18GHz	Polarity: Vertical
EUT: US WI-FI AP 4X4 OD ext. antenna	Power:DC 54V
Test Mode: Transmit at channel 5825MHz by 802.11ac-VHT20 Ant 3	

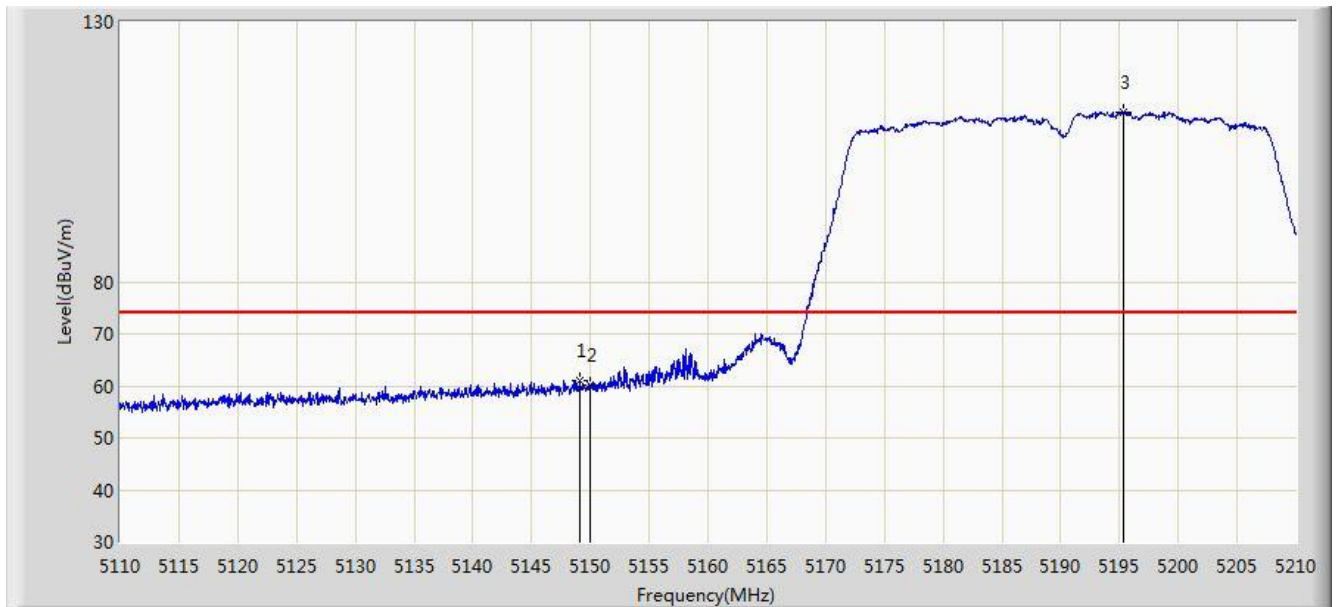


No	Flag	Mark	Frequency (MHz)	Measure Level (dBuV/m)	Reading Level (dBuV)	Margin (dB)	Limit (dBuV/m)	Factor (dB)	Type
1			5826.840	98.452	92.853	N/A	N/A	5.599	PK
2			5850.000	55.309	49.583	-66.891	122.200	5.726	PK
3			5855.000	55.510	49.764	-55.290	110.800	5.746	PK
4			5875.000	55.693	49.873	-49.507	105.200	5.820	PK
5			5925.000	54.891	48.925	-19.109	74.000	5.967	PK
6		*	5936.235	57.223	51.229	-16.777	74.000	5.995	PK

Note: Measure Level (dBuV/m) = Reading Level (dBuV) + Factor (dB)

Factor (dB) = Cable Loss (dB) + Antenna Factor (dB/m) - Pre_Amplifier Gain (dB)

Site: AC1	Time: 2016/09/08 - 01:34
Limit: FCC_Part15.209_RE(3m)	Engineer: Kevin Ke
Probe: BBHA9120D_1GHz_18GHz	Polarity: Horizontal
EUT: US WI-FI AP 4X4 OD ext. antenna	Power:DC 54V
Test Mode: Transmit at channel 5190MHz by 802.11ac-VHT40 Ant 3	

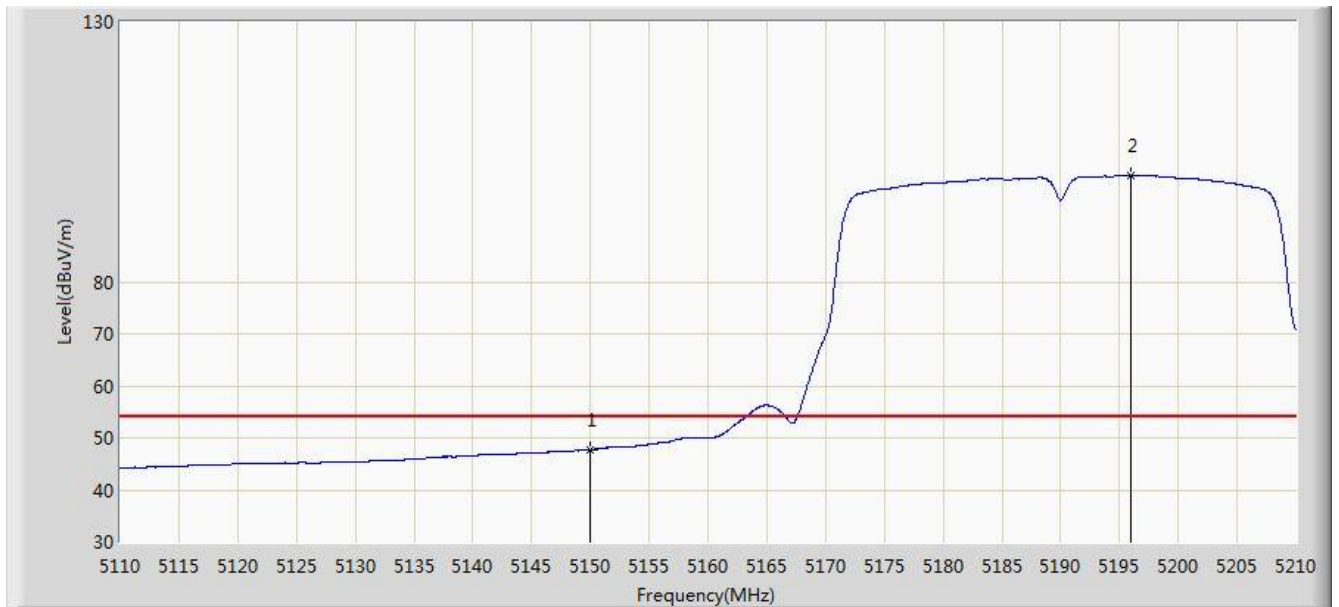


No	Flag	Mark	Frequency (MHz)	Measure Level (dBuV/m)	Reading Level (dBuV)	Margin (dB)	Limit (dBuV/m)	Factor (dB)	Type
1			5149.050	61.039	56.867	-12.961	74.000	4.173	PK
2			5150.000	60.014	55.845	-13.986	74.000	4.170	PK
3		*	5195.350	112.583	108.569	N/A	N/A	4.014	PK

Note: Measure Level (dB μ V/m) = Reading Level (dB μ V) + Factor (dB)

Factor (dB) = Cable Loss (dB) + Antenna Factor (dB/m) - Pre_Amplifier Gain (dB)

Site: AC1	Time: 2016/09/08 - 01:35
Limit: FCC_Part15.209_RE(3m)	Engineer: Kevin Ke
Probe: BBHA9120D_1GHz_18GHz	Polarity: Horizontal
EUT: US WI-FI AP 4X4 OD ext. antenna	Power:DC 54V
Test Mode: Transmit at channel 5190MHz by 802.11ac-VHT40 Ant 3	

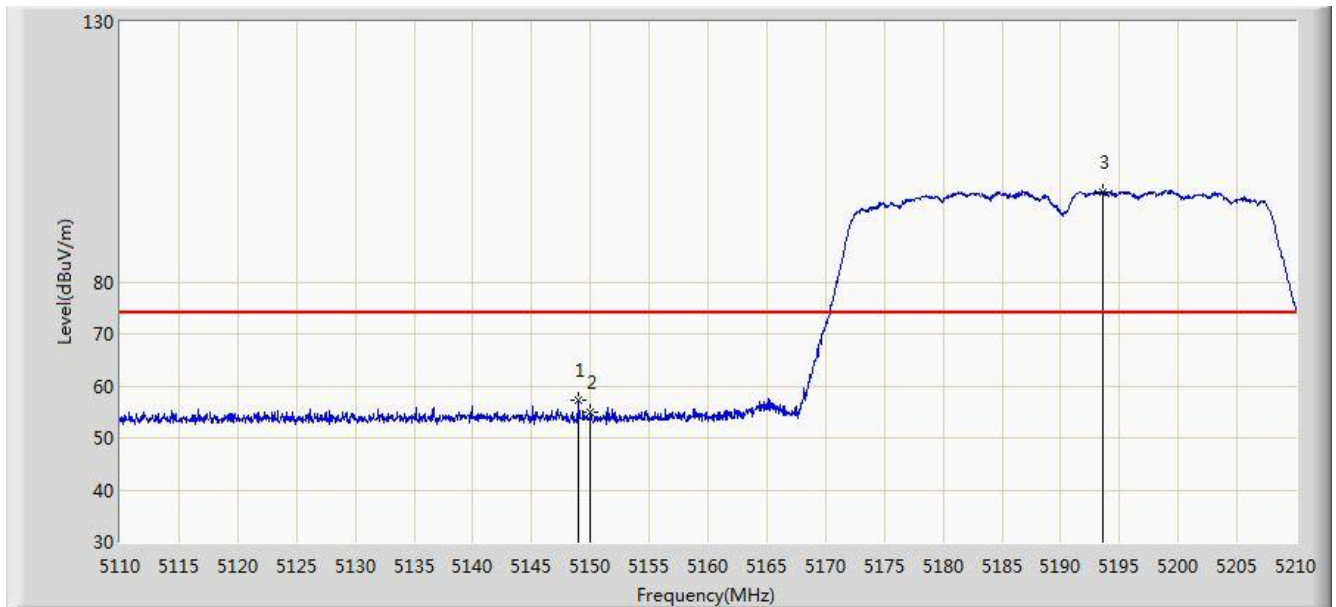


No	Flag	Mark	Frequency (MHz)	Measure Level (dBuV/m)	Reading Level (dBuV)	Margin (dB)	Limit (dBuV/m)	Factor (dB)	Type
1			5150.000	47.721	43.552	-6.279	54.000	4.170	AV
2		*	5195.950	100.399	96.387	N/A	N/A	4.012	AV

Note: Measure Level (dB μ V/m) = Reading Level (dB μ V) + Factor (dB)

Factor (dB) = Cable Loss (dB) + Antenna Factor (dB/m) - Pre_Amplifier Gain (dB)

Site: AC1	Time: 2016/09/08 - 01:35
Limit: FCC_Part15.209_RE(3m)	Engineer: Kevin Ke
Probe: BBHA9120D_1GHz_18GHz	Polarity: Vertical
EUT: US WI-FI AP 4X4 OD ext. antenna	Power:DC 54V
Test Mode: Transmit at channel 5190MHz by 802.11ac-VHT40 Ant 3	

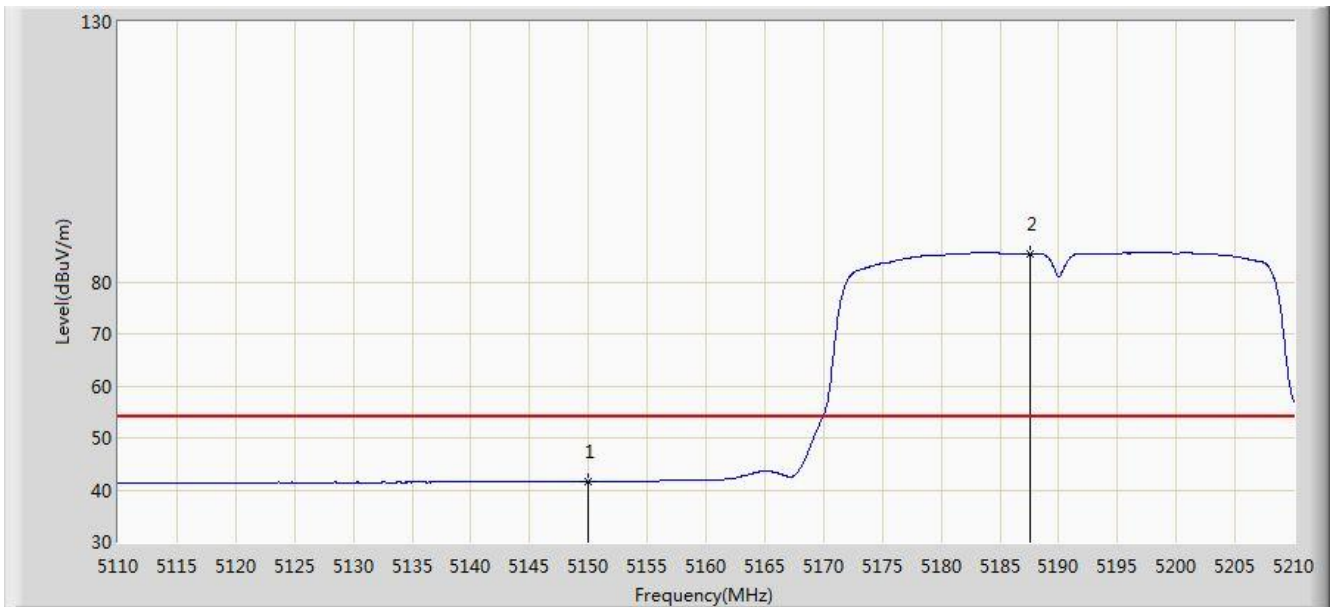


No	Flag	Mark	Frequency (MHz)	Measure Level (dBuV/m)	Reading Level (dBuV)	Margin (dB)	Limit (dBuV/m)	Factor (dB)	Type
1			5149.000	57.260	53.088	-16.740	74.000	4.173	PK
2			5150.000	55.063	50.894	-18.937	74.000	4.170	PK
3		*	5193.600	97.368	93.347	N/A	N/A	4.020	PK

Note: Measure Level (dB μ V/m) = Reading Level (dB μ V) + Factor (dB)

Factor (dB) = Cable Loss (dB) + Antenna Factor (dB/m) - Pre_Amplifier Gain (dB)

Site: AC1	Time: 2016/09/08 - 01:36
Limit: FCC_Part15.209_RE(3m)	Engineer: Kevin Ke
Probe: BBHA9120D_1GHz_18GHz	Polarity: Vertical
EUT: US WI-FI AP 4X4 OD ext. antenna	Power:DC 54V
Test Mode: Transmit at channel 5190MHz by 802.11ac-VHT40 Ant 3	

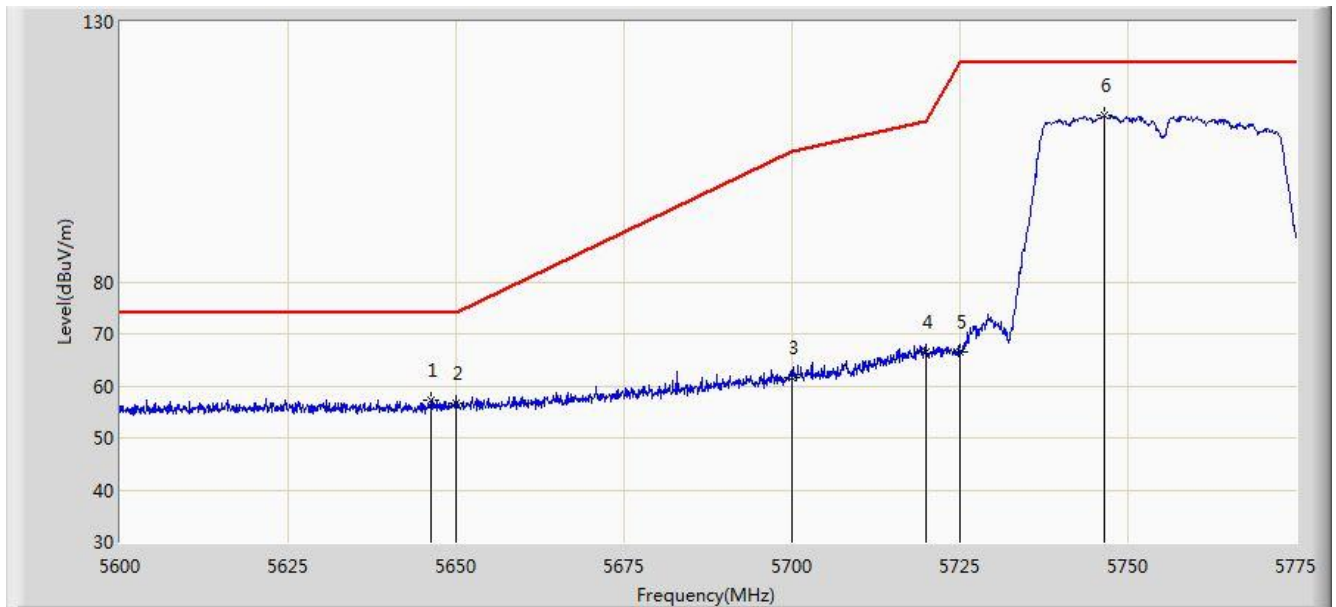


No	Flag	Mark	Frequency (MHz)	Measure Level (dBuV/m)	Reading Level (dBuV)	Margin (dB)	Limit (dBuV/m)	Factor (dB)	Type
1			5150.000	41.574	37.405	-12.426	54.000	4.170	AV
2		*	5187.550	85.485	81.443	N/A	N/A	4.042	AV

Note: Measure Level (dBμV/m) = Reading Level (dBμV) + Factor (dB)

Factor (dB) = Cable Loss (dB) + Antenna Factor (dB/m) - Pre_Amplifier Gain (dB)

Site: AC1	Time: 2016/09/08 - 01:44
Limit: FCC_Part15.407_RE(3m)	Engineer: Kevin Ke
Probe: BBHA9120D_1GHz_18GHz	Polarity: Horizontal
EUT: US WI-FI AP 4X4 OD ext. antenna	Power:DC 54V
Test Mode: Transmit at channel 5755MHz by 802.11ac-VHT40 Ant 3	

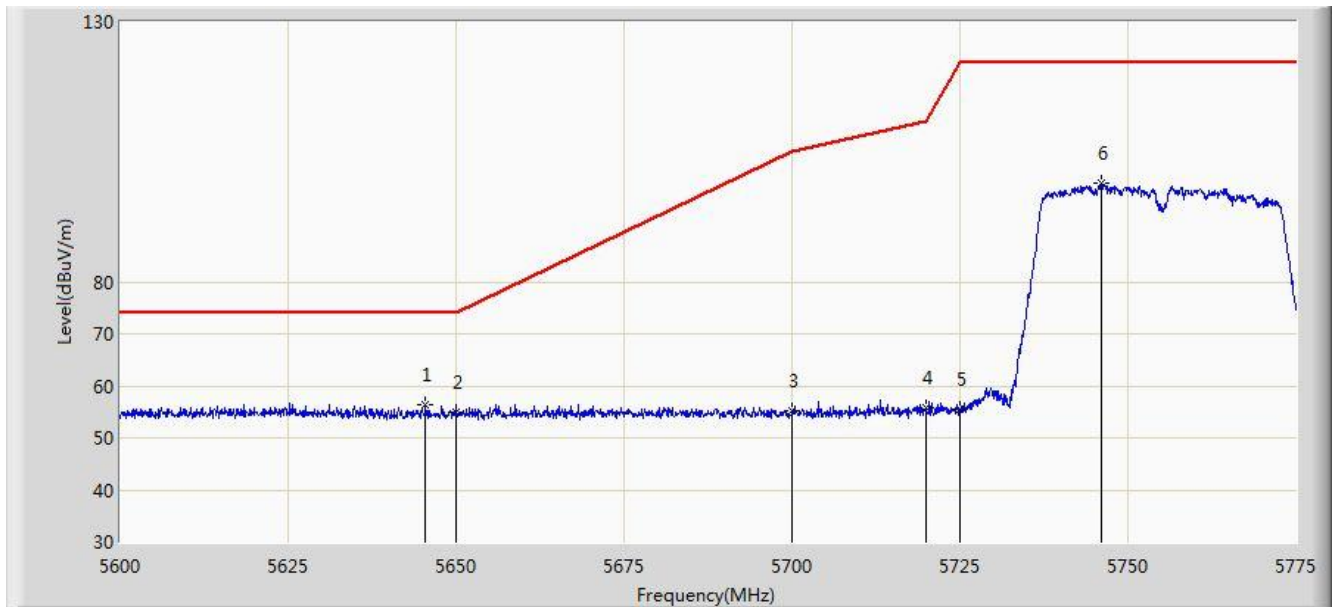


No	Flag	Mark	Frequency (MHz)	Measure Level (dBuV/m)	Reading Level (dBuV)	Margin (dB)	Limit (dBuV/m)	Factor (dB)	Type
1			5646.200	57.380	52.722	-16.620	74.000	4.658	PK
2			5650.000	56.729	52.058	-17.271	74.000	4.671	PK
3			5700.000	61.644	56.766	-43.556	105.200	4.878	PK
4			5720.000	66.493	61.496	-44.307	110.800	4.997	PK
5			5725.000	66.573	61.544	-55.627	122.200	5.029	PK
6		*	5746.562	111.891	106.727	N/A	N/A	5.164	PK

Note: Measure Level (dBμV/m) = Reading Level (dBμV) + Factor (dB)

Factor (dB) = Cable Loss (dB) + Antenna Factor (dB/m) - Pre_Amplifier Gain (dB)

Site: AC1	Time: 2016/09/08 - 01:45
Limit: FCC_Part15.407_RE(3m)	Engineer: Kevin Ke
Probe: BBHA9120D_1GHz_18GHz	Polarity: Vertical
EUT: US WI-FI AP 4X4 OD ext. antenna	Power:DC 54V
Test Mode: Transmit at channel 5755MHz by 802.11ac-VHT40 Ant 3	

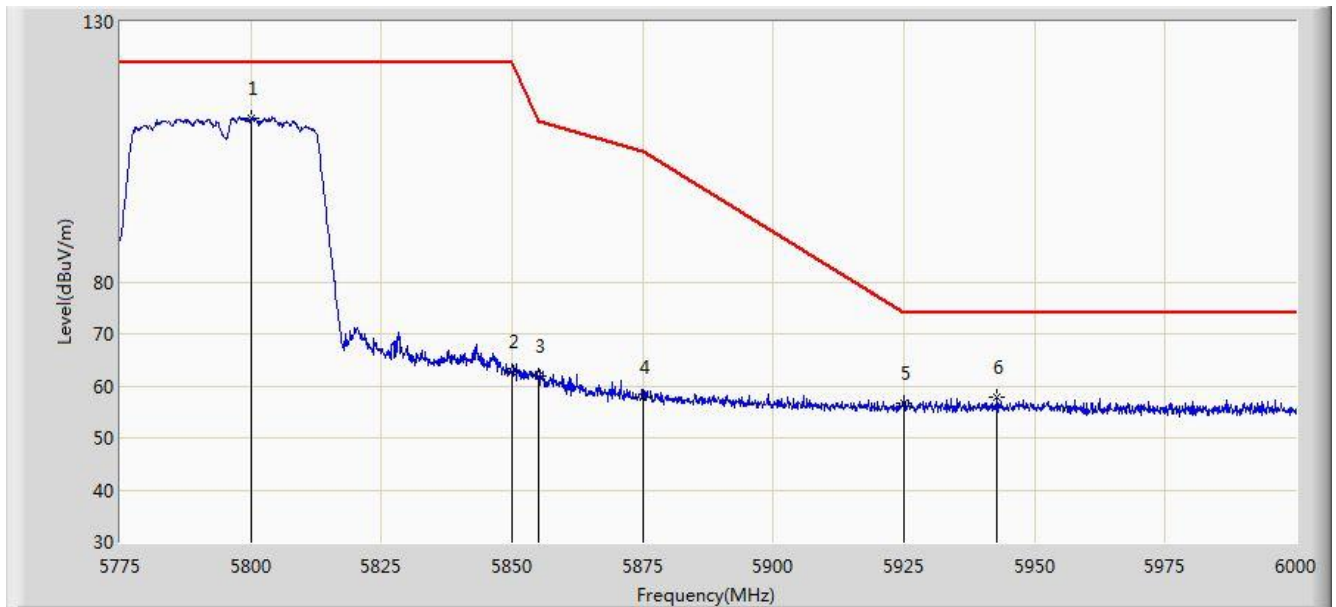


No	Flag	Mark	Frequency (MHz)	Measure Level (dBuV/m)	Reading Level (dBuV)	Margin (dB)	Limit (dBuV/m)	Factor (dB)	Type
1		*	5645.500	56.320	51.664	-17.680	74.000	4.657	PK
2			5650.000	55.044	50.373	-18.956	74.000	4.671	PK
3			5700.000	55.233	50.355	-49.967	105.200	4.878	PK
4			5720.000	55.733	50.736	-55.067	110.800	4.997	PK
5			5725.000	55.389	50.360	-66.811	122.200	5.029	PK
6			5746.125	98.858	93.697	N/A	N/A	5.161	PK

Note: Measure Level (dBuV/m) = Reading Level (dBuV) + Factor (dB)

Factor (dB) = Cable Loss (dB) + Antenna Factor (dB/m) - Pre_Amplifier Gain (dB)

Site: AC1	Time: 2016/09/08 - 01:46
Limit: FCC_Part15.407_RE(3m)	Engineer: Kevin Ke
Probe: BBHA9120D_1GHz_18GHz	Polarity: Horizontal
EUT: US WI-FI AP 4X4 OD ext. antenna	Power:DC 54V
Test Mode: Transmit at channel 5795MHz by 802.11ac-VHT40 Ant 3	

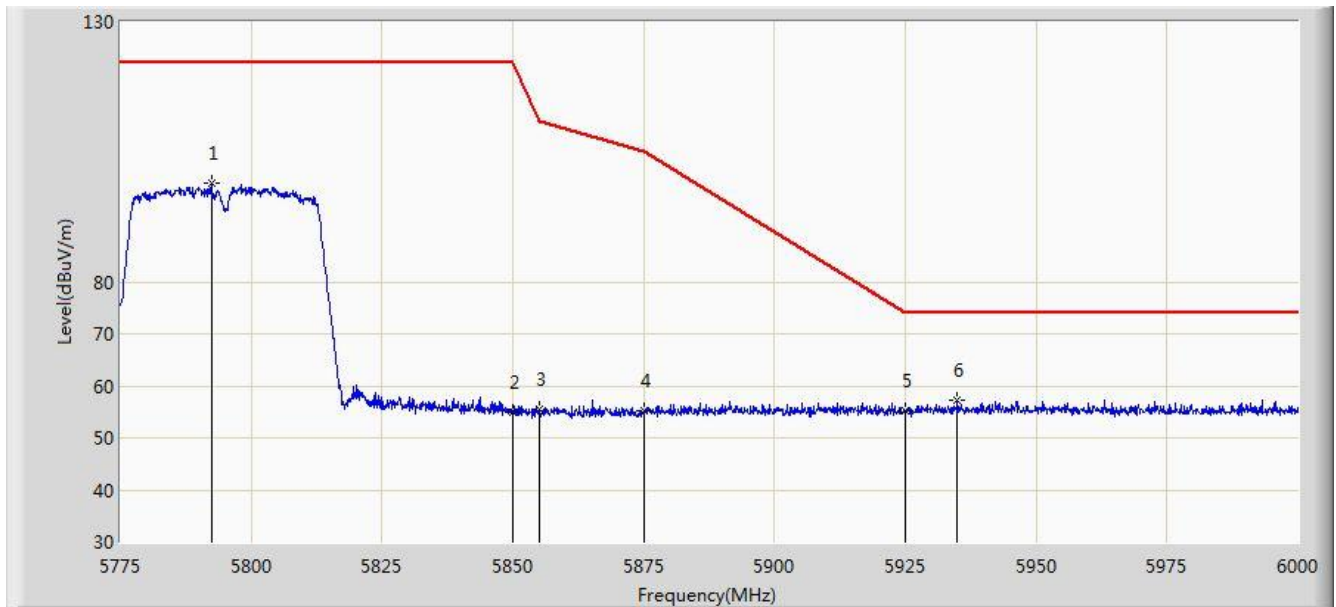


No	Flag	Mark	Frequency (MHz)	Measure Level (dBuV/m)	Reading Level (dBuV)	Margin (dB)	Limit (dBuV/m)	Factor (dB)	Type
1		*	5800.087	111.522	106.076	N/A	N/A	5.445	PK
2			5850.000	62.676	56.950	-59.524	122.200	5.726	PK
3			5855.000	61.901	56.155	-48.899	110.800	5.746	PK
4			5875.000	57.968	52.148	-47.232	105.200	5.820	PK
5			5925.000	56.563	50.597	-17.437	74.000	5.967	PK
6			5942.737	57.839	51.829	-16.161	74.000	6.010	PK

Note: Measure Level (dBuV/m) = Reading Level (dBuV) + Factor (dB)

Factor (dB) = Cable Loss (dB) + Antenna Factor (dB/m) - Pre_Amplifier Gain (dB)

Site: AC1	Time: 2016/09/08 - 01:47
Limit: FCC_Part15.407_RE(3m)	Engineer: Kevin Ke
Probe: BBHA9120D_1GHz_18GHz	Polarity: Vertical
EUT: US WI-FI AP 4X4 OD ext. antenna	Power:DC 54V
Test Mode: Transmit at channel 5795MHz by 802.11ac-VHT40 Ant 3	

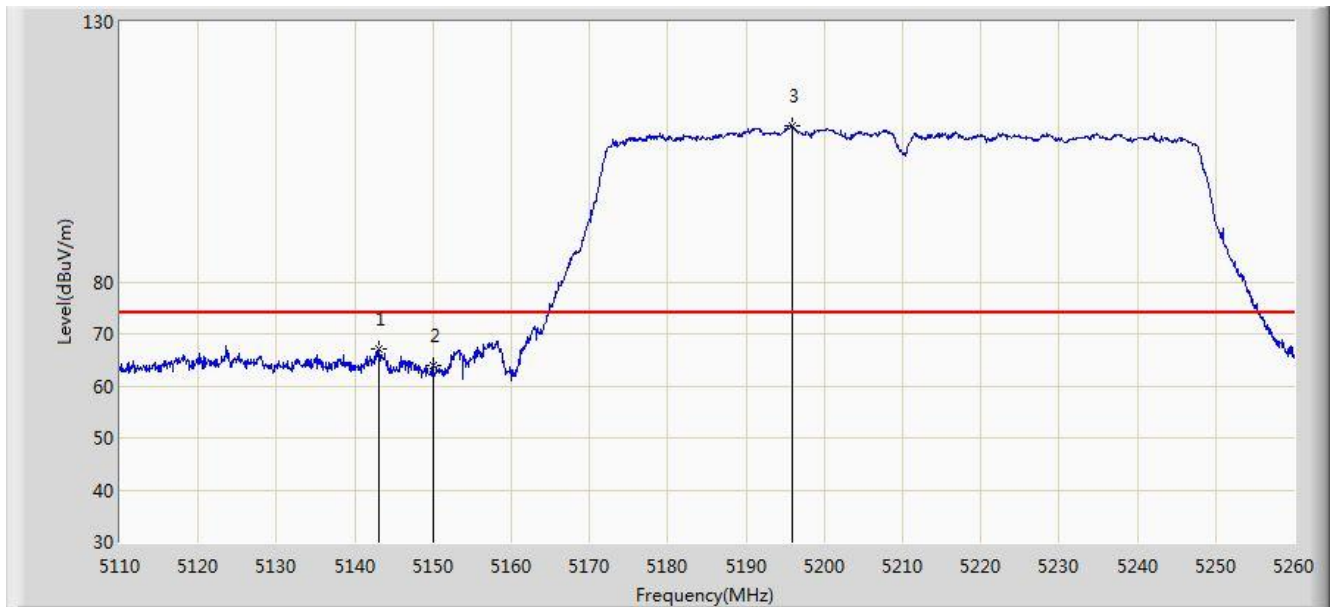


No	Flag	Mark	Frequency (MHz)	Measure Level (dBuV/m)	Reading Level (dBuV)	Margin (dB)	Limit (dBuV/m)	Factor (dB)	Type
1			5792.437	98.956	93.552	N/A	N/A	5.404	PK
2			5850.000	55.037	49.311	-67.163	122.200	5.726	PK
3			5855.000	55.427	49.681	-55.373	110.800	5.746	PK
4			5875.000	55.106	49.286	-50.094	105.200	5.820	PK
5			5925.000	55.223	49.257	-18.777	74.000	5.967	PK
6		*	5934.862	57.115	51.124	-16.885	74.000	5.991	PK

Note: Measure Level (dBuV/m) = Reading Level (dBuV) + Factor (dB)

Factor (dB) = Cable Loss (dB) + Antenna Factor (dB/m) - Pre_Amplifier Gain (dB)

Site: AC1	Time: 2016/09/08 - 01:48
Limit: FCC_Part15.209_RE(3m)	Engineer: Kevin Ke
Probe: BBHA9120D_1GHz_18GHz	Polarity: Horizontal
EUT: US WI-FI AP 4X4 OD ext. antenna	Power:DC 54V
Test Mode: Transmit at channel 5210MHz by 802.11ac-VHT80 Ant 3	

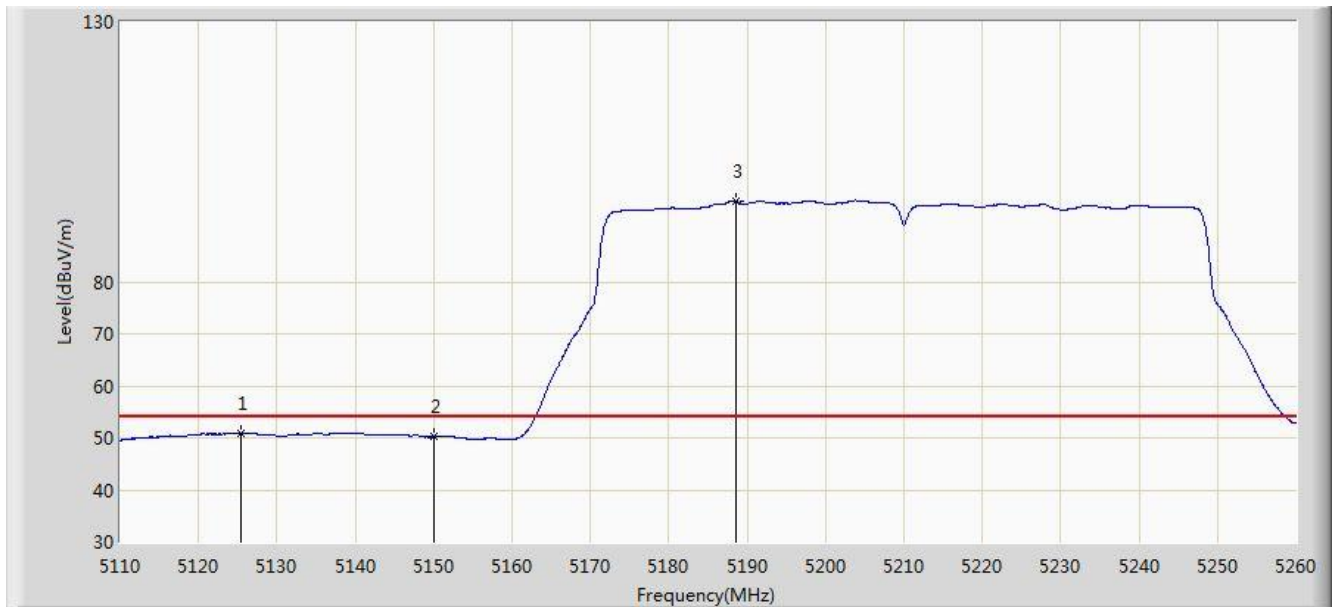


No	Flag	Mark	Frequency (MHz)	Measure Level (dBuV/m)	Reading Level (dBuV)	Margin (dB)	Limit (dBuV/m)	Factor (dB)	Type
1			5143.150	67.138	62.962	-6.862	74.000	4.176	PK
2			5150.000	63.893	59.724	-10.107	74.000	4.170	PK
3		*	5195.875	110.046	106.033	N/A	N/A	4.013	PK

Note: Measure Level (dB μ V/m) = Reading Level (dB μ V) + Factor (dB)

Factor (dB) = Cable Loss (dB) + Antenna Factor (dB/m) - Pre_Amplifier Gain (dB)

Site: AC1	Time: 2016/09/08 - 01:49
Limit: FCC_Part15.209_RE(3m)	Engineer: Kevin Ke
Probe: BBHA9120D_1GHz_18GHz	Polarity: Horizontal
EUT: US WI-FI AP 4X4 OD ext. antenna	Power:DC 54V
Test Mode: Transmit at channel 5210MHz by 802.11ac-VHT80 Ant 3	

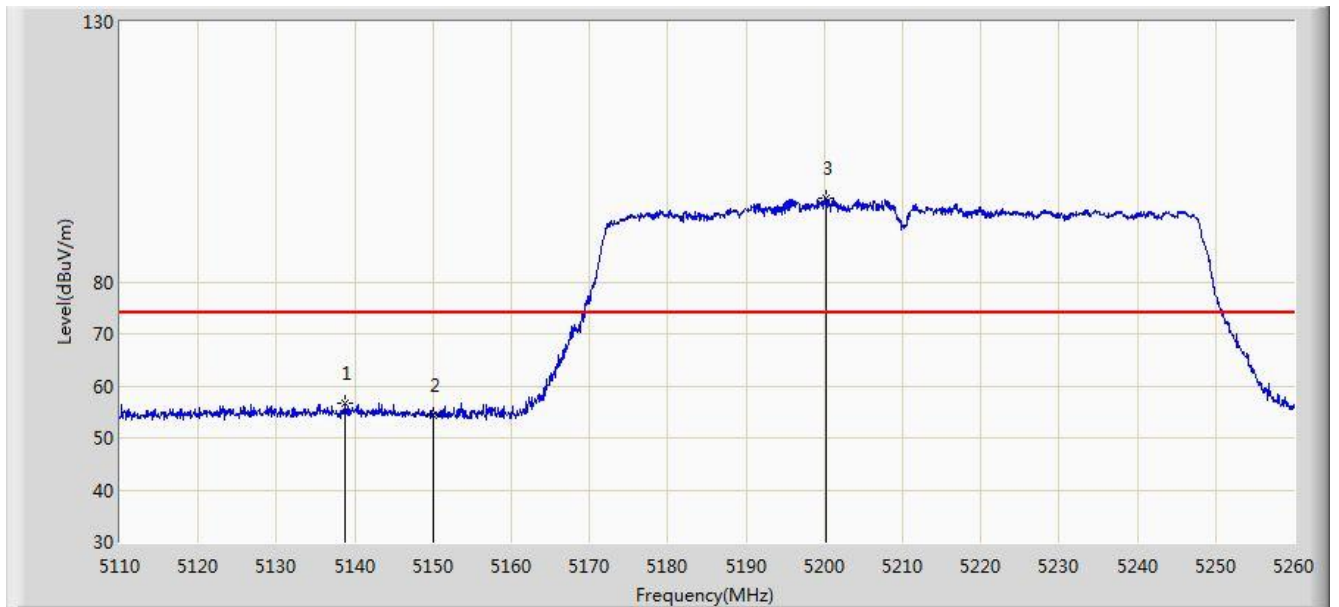


No	Flag	Mark	Frequency (MHz)	Measure Level (dBuV/m)	Reading Level (dBuV)	Margin (dB)	Limit (dBuV/m)	Factor (dB)	Type
1			5125.450	50.972	46.797	-3.028	54.000	4.175	AV
2			5150.000	50.199	46.030	-3.801	54.000	4.170	AV
3		*	5188.525	95.518	91.479	N/A	N/A	4.039	AV

Note: Measure Level (dB μ V/m) = Reading Level (dB μ V) + Factor (dB)

Factor (dB) = Cable Loss (dB) + Antenna Factor (dB/m) - Pre_Amplifier Gain (dB)

Site: AC1	Time: 2016/09/08 - 01:50
Limit: FCC_Part15.209_RE(3m)	Engineer: Kevin Ke
Probe: BBHA9120D_1GHz_18GHz	Polarity: Vertical
EUT: US WI-FI AP 4X4 OD ext. antenna	Power:DC 54V
Test Mode: Transmit at channel 5210MHz by 802.11ac-VHT80 Ant 3	

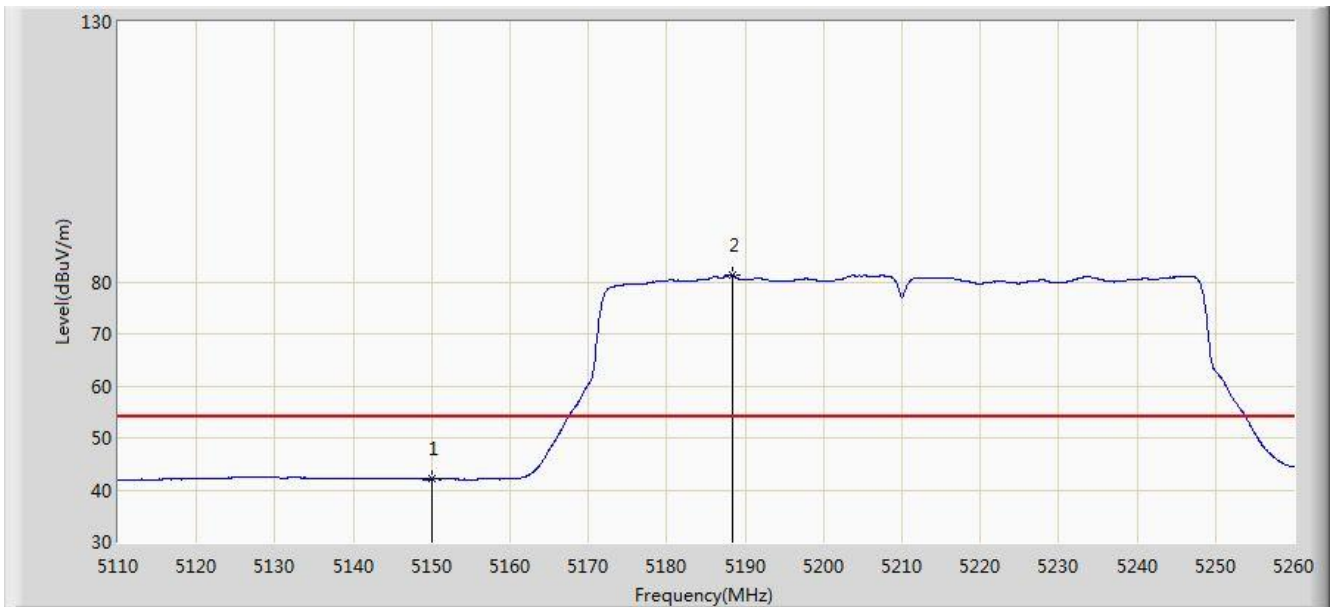


No	Flag	Mark	Frequency (MHz)	Measure Level (dBuV/m)	Reading Level (dBuV)	Margin (dB)	Limit (dBuV/m)	Factor (dB)	Type
1			5138.800	56.784	52.609	-17.216	74.000	4.175	PK
2			5150.000	54.233	50.064	-19.767	74.000	4.170	PK
3		*	5200.300	96.058	92.061	N/A	N/A	3.998	PK

Note: Measure Level (dB μ V/m) = Reading Level (dB μ V) + Factor (dB)

Factor (dB) = Cable Loss (dB) + Antenna Factor (dB/m) - Pre_Amplifier Gain (dB)

Site: AC1	Time: 2016/09/08 - 01:51
Limit: FCC_Part15.209_RE(3m)	Engineer: Kevin Ke
Probe: BBHA9120D_1GHz_18GHz	Polarity: Vertical
EUT: US WI-FI AP 4X4 OD ext. antenna	Power:DC 54V
Test Mode: Transmit at channel 5210MHz by 802.11ac-VHT80 Ant 3	

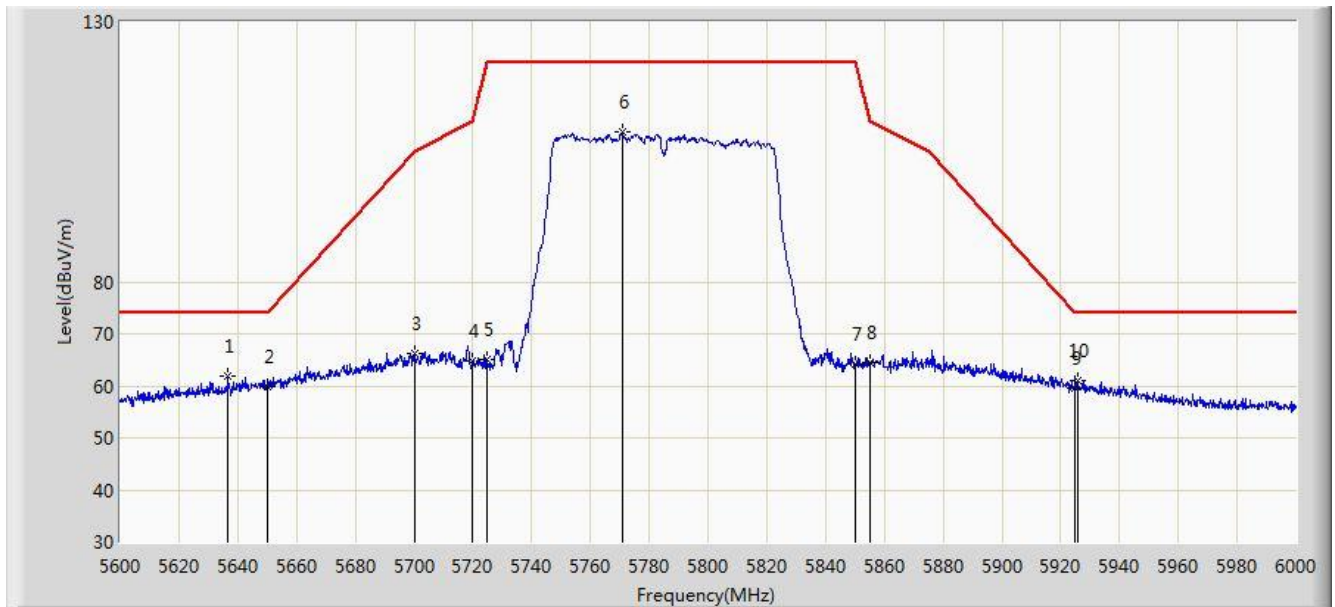


No	Flag	Mark	Frequency (MHz)	Measure Level (dBuV/m)	Reading Level (dBuV)	Margin (dB)	Limit (dBuV/m)	Factor (dB)	Type
1			5150.000	42.053	37.884	-11.947	54.000	4.170	AV
2		*	5188.300	81.238	77.199	N/A	N/A	4.040	AV

Note: Measure Level (dB μ V/m) = Reading Level (dB μ V) + Factor (dB)

Factor (dB) = Cable Loss (dB) + Antenna Factor (dB/m) - Pre_Amplifier Gain (dB)

Site: AC1	Time: 2016/09/08 - 01:58
Limit: FCC_Part15.407_RE(3m)	Engineer: Kevin Ke
Probe: BBHA9120D_1GHz_18GHz	Polarity: Horizontal
EUT: US WI-FI AP 4X4 OD ext. antenna	Power:DC 54V
Test Mode: Transmit at channel 5775MHz by 802.11ac-VHT80 Ant 3	

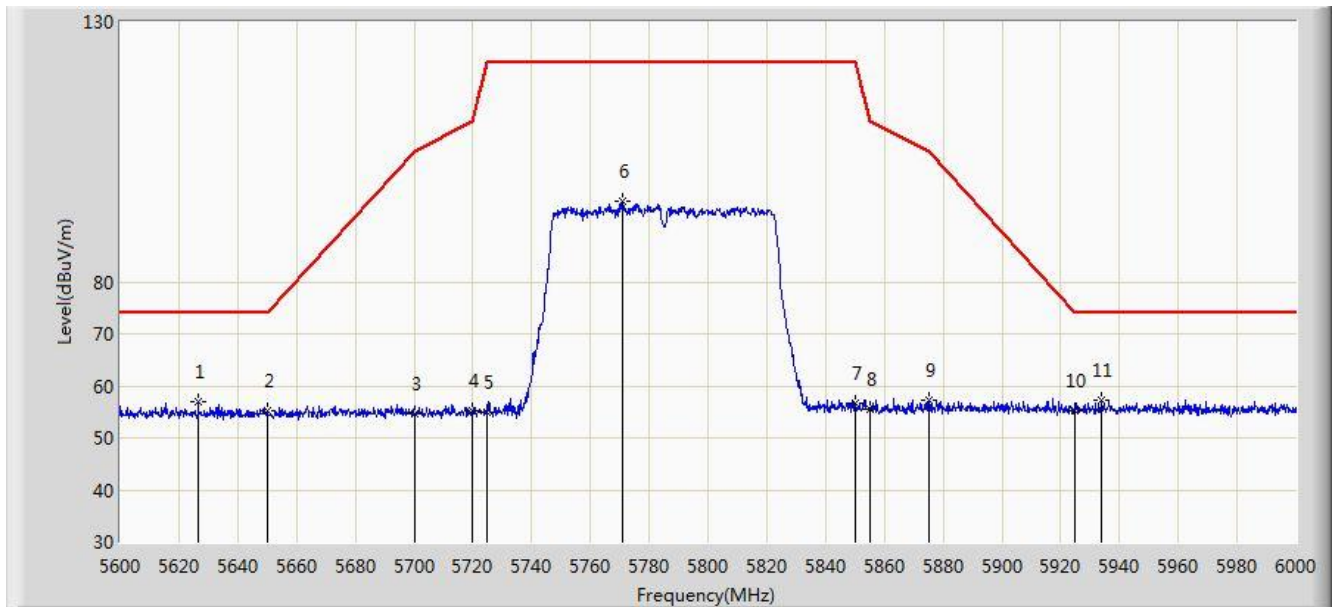


No	Flag	Mark	Frequency (MHz)	Measure Level (dBuV/m)	Reading Level (dBuV)	Margin (dB)	Limit (dBuV/m)	Factor (dB)	Type
1		*	5636.800	61.792	57.164	-12.208	74.000	4.628	PK
2			5650.000	59.979	55.308	-14.021	74.000	4.671	PK
3			5700.000	66.175	61.297	-39.025	105.200	4.878	PK
4			5720.000	64.847	59.850	-45.953	110.800	4.997	PK
5			5725.000	64.978	59.949	-57.222	122.200	5.029	PK
6			5770.800	108.720	103.425	N/A	N/A	5.295	PK
7			5850.000	64.334	58.608	-57.866	122.200	5.726	PK
8			5855.000	64.564	58.818	-46.236	110.800	5.746	PK
9			5925.000	59.426	53.460	-14.574	74.000	5.967	PK
10			5925.800	60.920	54.952	-13.080	74.000	5.968	PK

Note: Measure Level (dBuV/m) = Reading Level (dBuV) + Factor (dB)

Factor (dB) = Cable Loss (dB) + Antenna Factor (dB/m) - Pre_Amplifier Gain (dB)

Site: AC1	Time: 2016/09/08 - 02:00
Limit: FCC_Part15.407_RE(3m)	Engineer: Kevin Ke
Probe: BBHA9120D_1GHz_18GHz	Polarity: Vertical
EUT: US WI-FI AP 4X4 OD ext. antenna	Power:DC 54V
Test Mode: Transmit at channel 5775MHz by 802.11ac-VHT80 Ant 3	

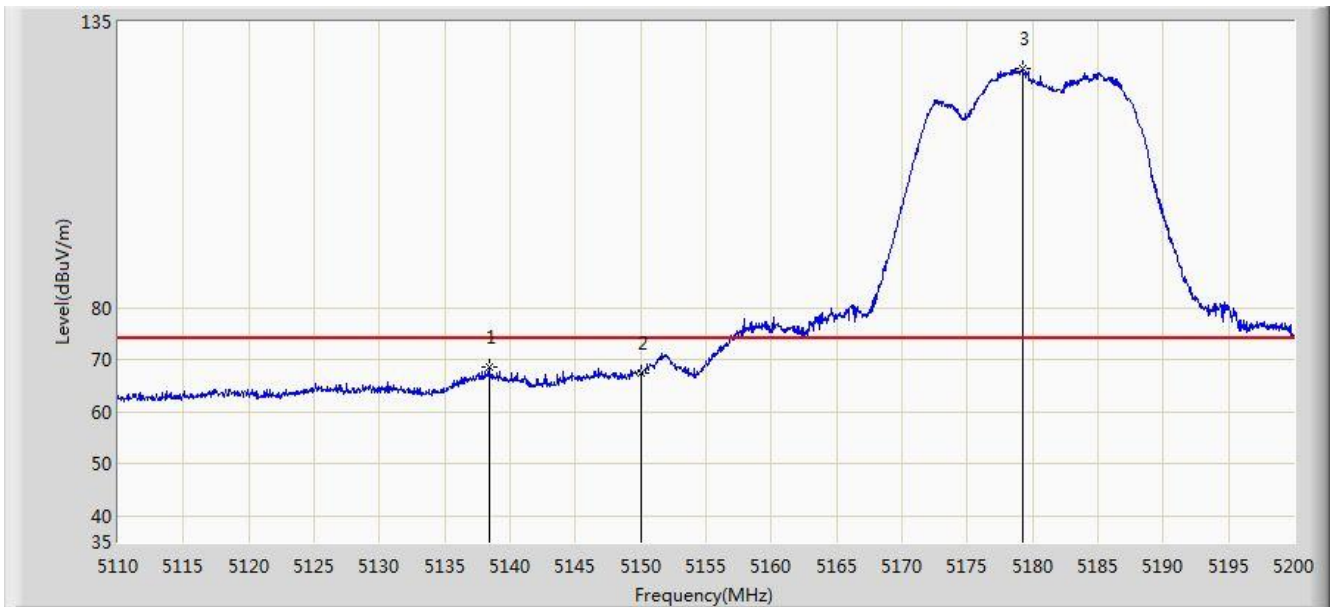


No	Flag	Mark	Frequency (MHz)	Measure Level (dBuV/m)	Reading Level (dBuV)	Margin (dB)	Limit (dBuV/m)	Factor (dB)	Type
1			5626.600	56.985	52.386	-17.015	74.000	4.599	PK
2			5650.000	55.098	50.427	-18.902	74.000	4.671	PK
3			5700.000	54.722	49.844	-50.478	105.200	4.878	PK
4			5720.000	55.309	50.312	-55.491	110.800	4.997	PK
5			5725.000	54.959	49.930	-67.241	122.200	5.029	PK
6			5770.800	95.616	90.321	N/A	N/A	5.295	PK
7			5850.000	56.718	50.992	-65.482	122.200	5.726	PK
8			5855.000	55.469	49.723	-55.331	110.800	5.746	PK
9			5875.000	57.251	51.431	-47.949	105.200	5.820	PK
10			5925.000	55.198	49.232	-18.802	74.000	5.967	PK
11		*	5934.000	57.141	51.152	-16.859	74.000	5.990	PK

Note: Measure Level (dBµV/m) = Reading Level (dBµV) + Factor (dB)

Factor (dB) = Cable Loss (dB) + Antenna Factor (dB/m) - Pre_Amplifier Gain (dB)

Site: AC1	Time: 2016/09/08 - 20:19
Limit: FCC_Part15.209_RE(3m)	Engineer: Kevin Ke
Probe: BBHA9120D_1GHz_18GHz	Polarity: Horizontal
EUT: US WI-FI AP 4X4 OD ext. antenna	Power:DC 54V
Test Mode: Transmit at channel 5180MHz by 802.11a Ant 0+1+2+3	

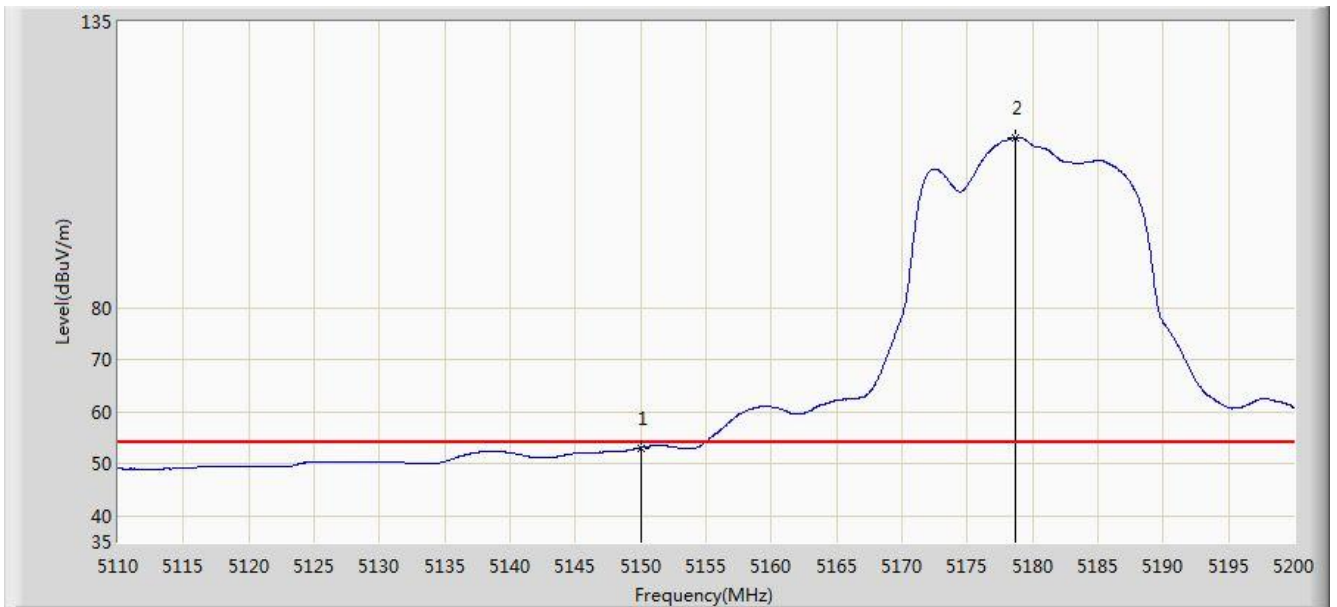


No	Flag	Mark	Frequency (MHz)	Measure Level (dBuV/m)	Reading Level (dBuV)	Margin (dB)	Limit (dBuV/m)	Factor (dB)	Type
1			5138.395	68.637	64.462	-5.363	74.000	4.175	PK
2			5150.000	67.571	63.402	-6.429	74.000	4.170	PK
3		*	5179.255	125.971	121.900	N/A	N/A	4.071	PK

Note: Measure Level (dBμV/m) = Reading Level (dBμV) + Factor (dB)

Factor (dB) = Cable Loss (dB) + Antenna Factor (dB/m) - Pre_Amplifier Gain (dB)

Site: AC1	Time: 2016/09/08 - 20:18
Limit: FCC_Part15.209_RE(3m)	Engineer: Kevin Ke
Probe: BBHA9120D_1GHz_18GHz	Polarity: Horizontal
EUT: US WI-FI AP 4X4 OD ext. antenna	Power:DC 54V
Test Mode: Transmit at channel 5180MHz by 802.11a Ant 0+1+2+3	

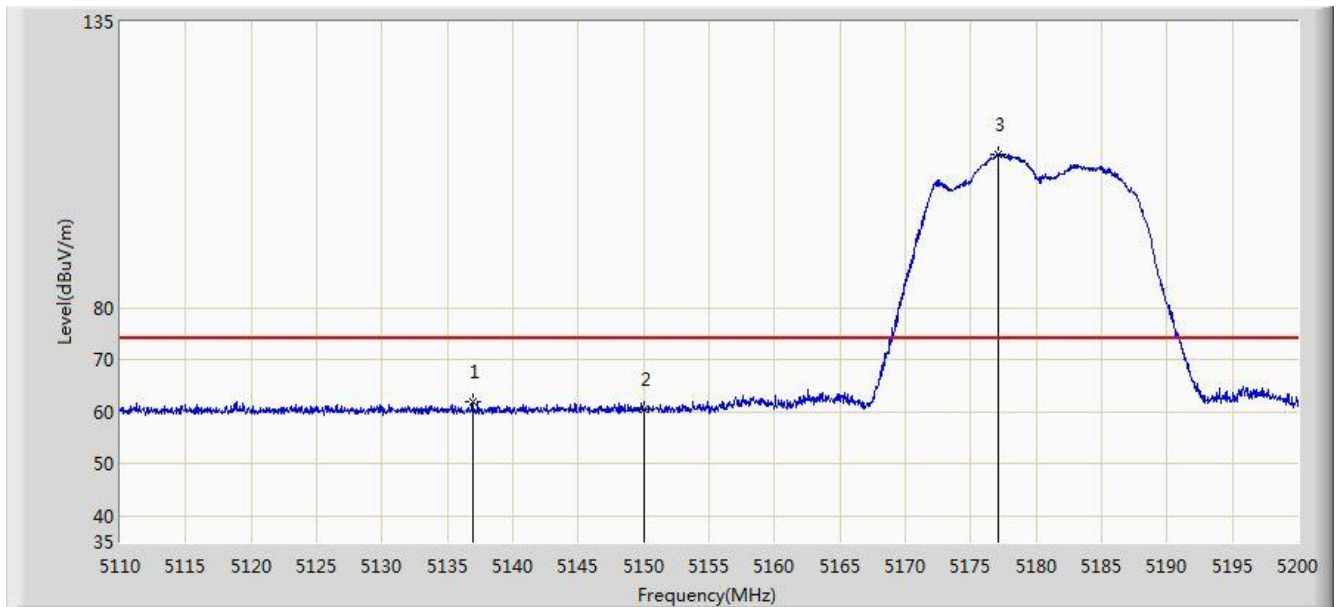


No	Flag	Mark	Frequency (MHz)	Measure Level (dBuV/m)	Reading Level (dBuV)	Margin (dB)	Limit (dBuV/m)	Factor (dB)	Type
1			5150.000	53.109	48.940	-0.891	54.000	4.170	AV
2	X	*	5178.670	112.642	108.568	N/A	N/A	4.073	AV

Note: Measure Level (dBμV/m) = Reading Level (dBμV) + Factor (dB)

Factor (dB) = Cable Loss (dB) + Antenna Factor (dB/m) - Pre_Amplifier Gain (dB)

Site: AC1	Time: 2016/09/08 - 20:39
Limit: FCC_Part15.209_RE(3m)	Engineer: Kevin Ke
Probe: BBHA9120D_1GHz_18GHz	Polarity: Vertical
EUT: US WI-FI AP 4X4 OD ext. antenna	Power:DC 54V
Test Mode: Transmit at channel 5180MHz by 802.11a Ant 0+1+2+3	

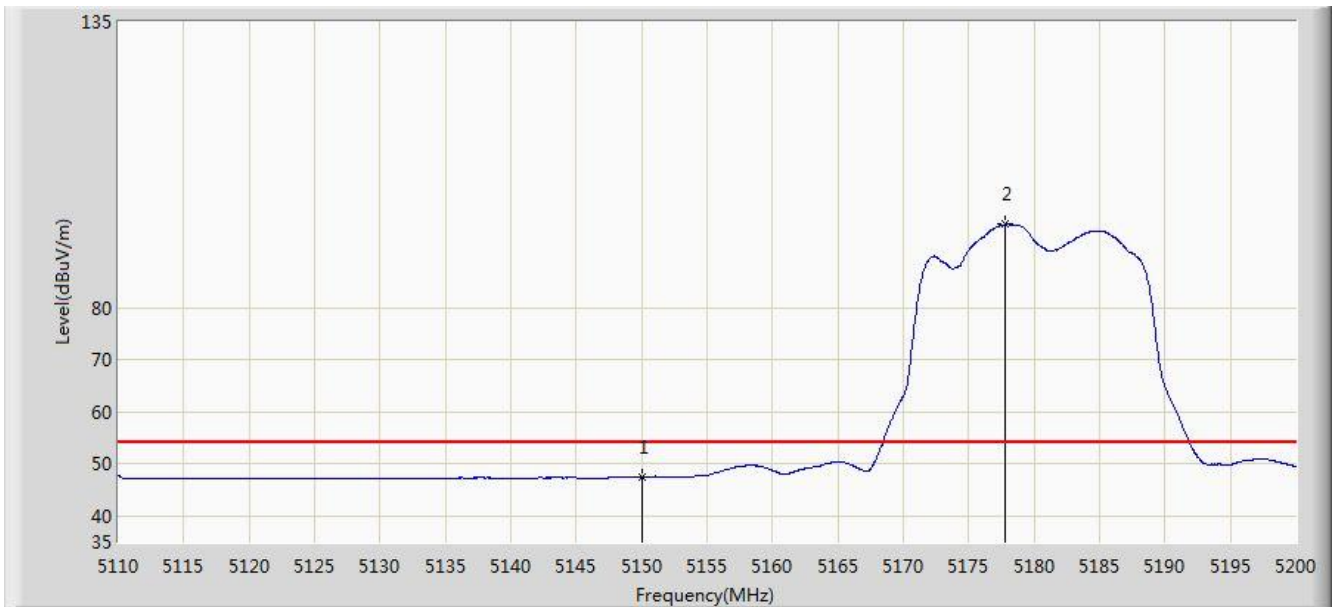


No	Flag	Mark	Frequency (MHz)	Measure Level (dBuV/m)	Reading Level (dBuV)	Margin (dB)	Limit (dBuV/m)	Factor (dB)	Type
1			5136.910	61.824	57.649	-12.176	74.000	4.175	PK
2			5150.000	60.455	56.286	-13.545	74.000	4.170	PK
3		*	5177.050	109.399	105.320	N/A	N/A	4.080	PK

Note: Measure Level (dB μ V/m) = Reading Level (dB μ V) + Factor (dB)

Factor (dB) = Cable Loss (dB) + Antenna Factor (dB/m) - Pre_Amplifier Gain (dB)

Site: AC1	Time: 2016/09/08 - 20:42
Limit: FCC_Part15.209_RE(3m)	Engineer: Kevin Ke
Probe: BBHA9120D_1GHz_18GHz	Polarity: Vertical
EUT: US WI-FI AP 4X4 OD ext. antenna	Power:DC 54V
Test Mode: Transmit at channel 5180MHz by 802.11a Ant 0+1+2+3	

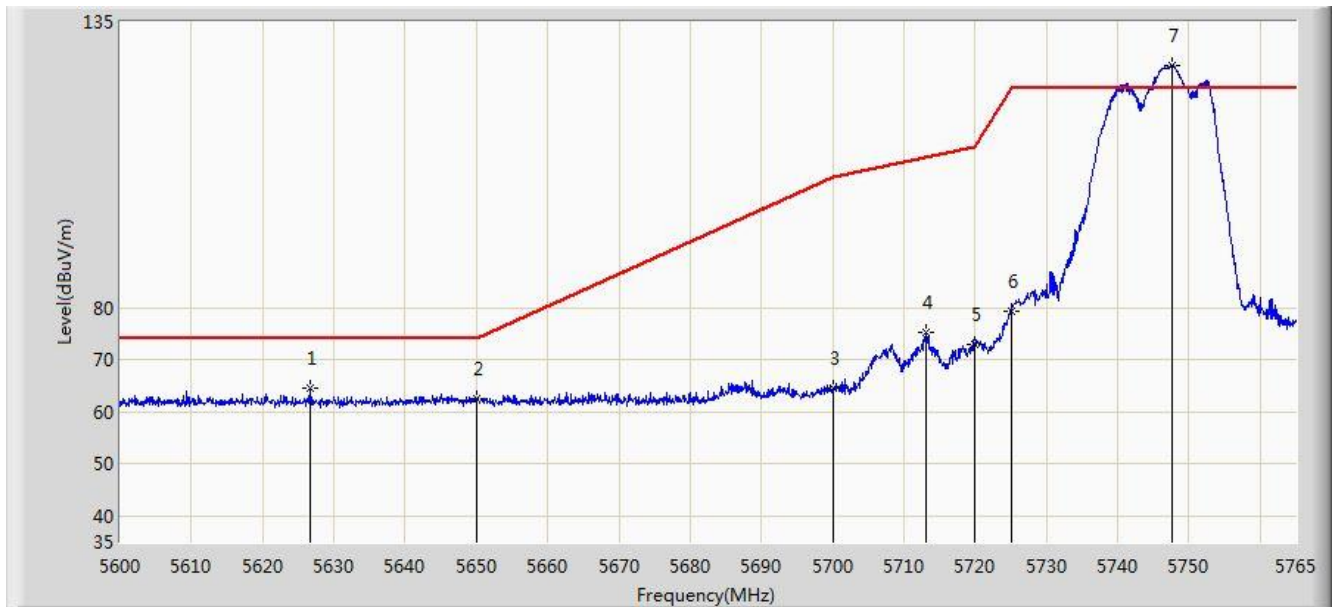


No	Flag	Mark	Frequency (MHz)	Measure Level (dBuV/m)	Reading Level (dBuV)	Margin (dB)	Limit (dBuV/m)	Factor (dB)	Type
1			5150.000	47.490	43.321	-6.510	54.000	4.170	AV
2		*	5177.815	96.029	91.952	N/A	N/A	4.076	AV

Note: Measure Level (dB μ V/m) = Reading Level (dB μ V) + Factor (dB)

Factor (dB) = Cable Loss (dB) + Antenna Factor (dB/m) - Pre_Amplifier Gain (dB)

Site: AC1	Time: 2016/09/08 - 21:44
Limit: FCC_Part15.407_RE(3m)	Engineer: Kevin Ke
Probe: BBHA9120D_1GHz_18GHz	Polarity: Horizontal
EUT: US WI-FI AP 4X4 OD ext. antenna	Power:DC 54V
Test Mode: Transmit at channel 5745MHz by 802.11a Ant 0+1+2+3	

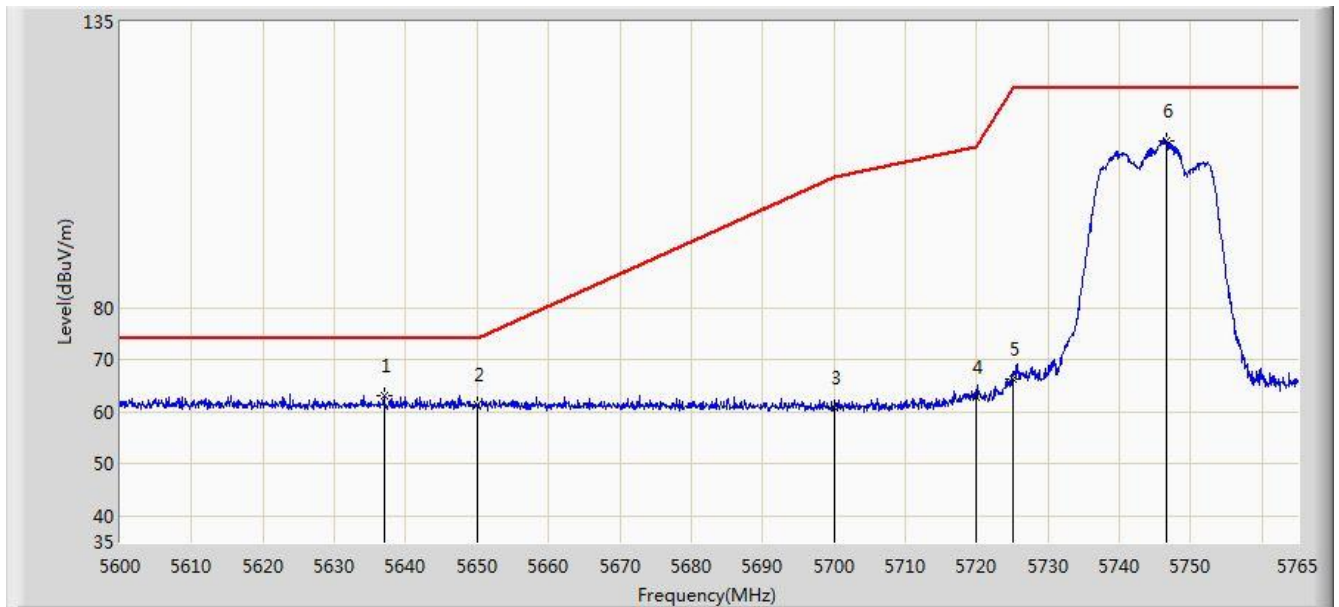


No	Flag	Mark	Frequency (MHz)	Measure Level (dBuV/m)	Reading Level (dBuV)	Margin (dB)	Limit (dBuV/m)	Factor (dB)	Type
1			5626.730	64.578	59.978	-9.422	74.000	4.601	PK
2			5650.000	62.463	57.792	-11.537	74.000	4.671	PK
3			5700.000	64.614	59.736	-40.586	105.200	4.878	PK
4			5713.025	75.382	70.430	-33.467	108.849	4.952	PK
5			5720.000	72.988	67.991	-37.812	110.800	4.997	PK
6			5725.000	79.319	74.290	-42.881	122.200	5.029	PK
7		*	5747.675	126.658	121.488	N/A	N/A	5.170	PK

Note: Measure Level (dB μ V/m) = Reading Level (dB μ V) + Factor (dB)

Factor (dB) = Cable Loss (dB) + Antenna Factor (dB/m) - Pre_Amplifier Gain (dB)

Site: AC1	Time: 2016/09/08 - 21:46
Limit: FCC_Part15.407_RE(3m)	Engineer: Kevin Ke
Probe: BBHA9120D_1GHz_18GHz	Polarity: Vertical
EUT: US WI-FI AP 4X4 OD ext. antenna	Power:DC 54V
Test Mode: Transmit at channel 5745MHz by 802.11a Ant 0+1+2+3	

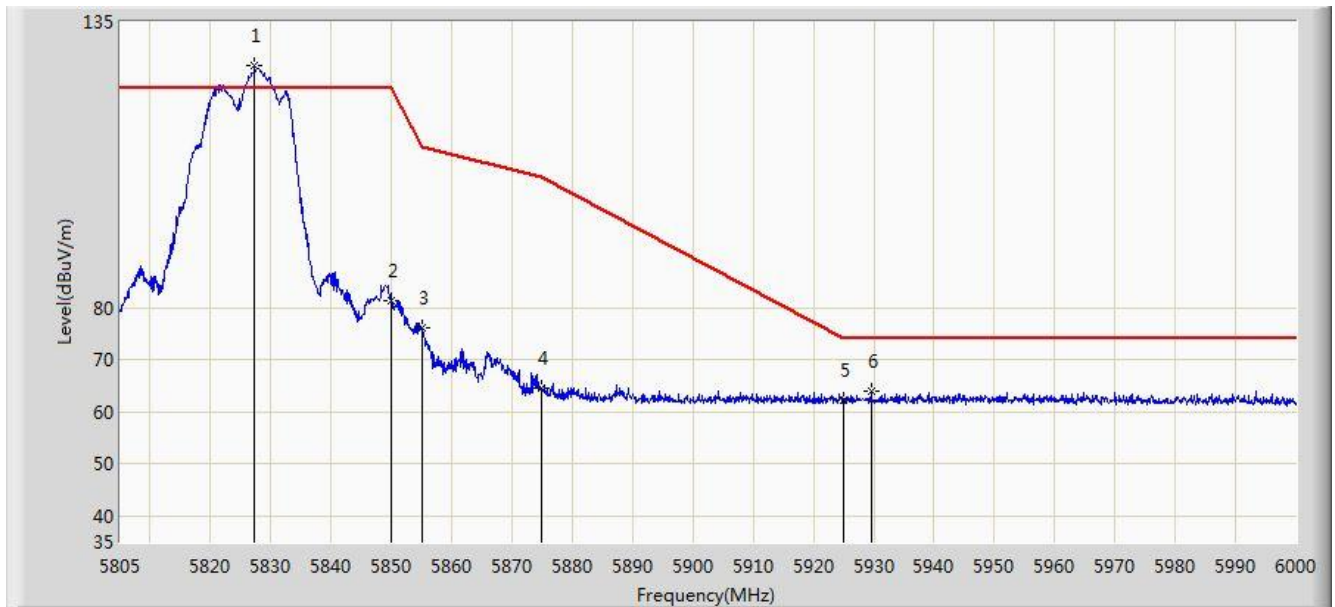


No	Flag	Mark	Frequency (MHz)	Measure Level (dBuV/m)	Reading Level (dBuV)	Margin (dB)	Limit (dBuV/m)	Factor (dB)	Type
1			5636.960	63.124	58.495	-10.876	74.000	4.628	PK
2			5650.000	61.465	56.794	-12.535	74.000	4.671	PK
3			5700.000	60.914	56.036	-44.286	105.200	4.878	PK
4			5720.000	62.832	57.835	-47.968	110.800	4.997	PK
5			5725.000	66.389	61.360	-55.811	122.200	5.029	PK
6		*	5746.520	112.224	107.060	N/A	N/A	5.163	PK

Note: Measure Level (dBuV/m) = Reading Level (dBuV) + Factor (dB)

Factor (dB) = Cable Loss (dB) + Antenna Factor (dB/m) - Pre_Amplifier Gain (dB)

Site: AC1	Time: 2016/09/08 - 21:49
Limit: FCC_Part15.407_RE(3m)	Engineer: Kevin Ke
Probe: BBHA9120D_1GHz_18GHz	Polarity: Horizontal
EUT: US WI-FI AP 4X4 OD ext. antenna	Power:DC 54V
Test Mode: Transmit at channel 5825MHz by 802.11a Ant 0+1+2+3	

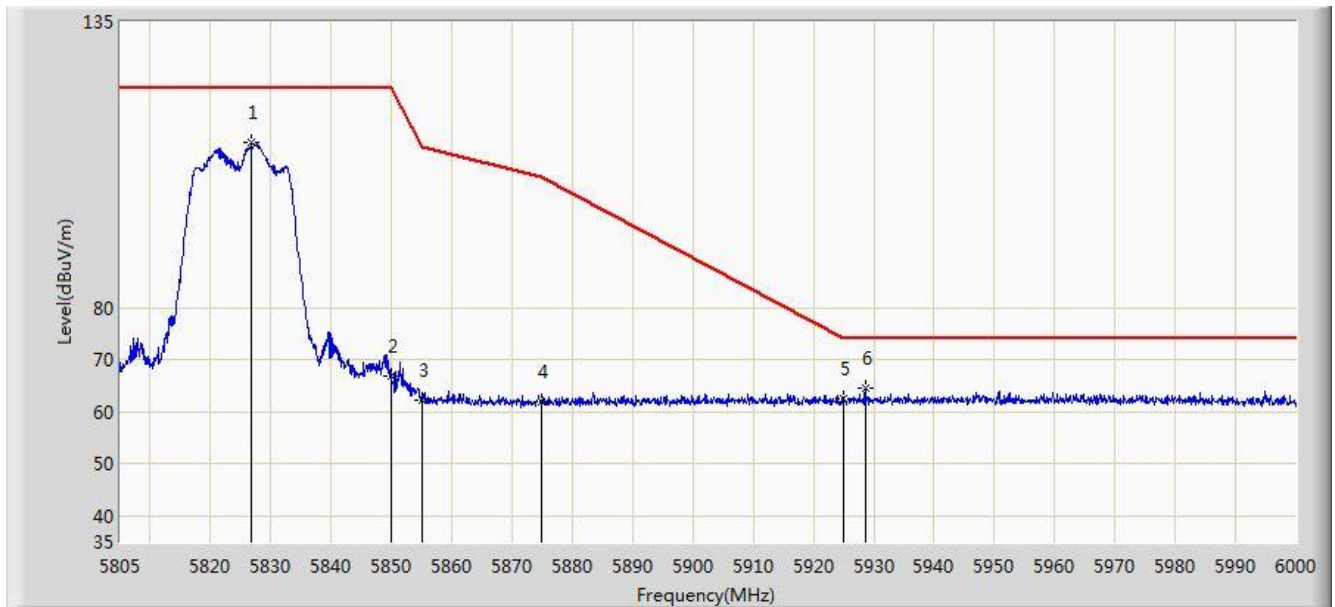


No	Flag	Mark	Frequency (MHz)	Measure Level (dBuV/m)	Reading Level (dBuV)	Margin (dB)	Limit (dBuV/m)	Factor (dB)	Type
1		*	5827.328	126.623	121.021	N/A	N/A	5.602	PK
2			5850.000	81.397	75.671	-40.803	122.200	5.726	PK
3			5855.000	76.044	70.298	-34.756	110.800	5.746	PK
4			5875.000	64.485	58.665	-40.715	105.200	5.820	PK
5			5925.000	62.387	56.421	-11.613	74.000	5.967	PK
6			5929.507	63.871	57.893	-10.129	74.000	5.978	PK

Note: Measure Level (dBμV/m) = Reading Level (dBμV) + Factor (dB)

Factor (dB) = Cable Loss (dB) + Antenna Factor (dB/m) - Pre_Amplifier Gain (dB)

Site: AC1	Time: 2016/09/08 - 21:51
Limit: FCC_Part15.407_RE(3m)	Engineer: Kevin Ke
Probe: BBHA9120D_1GHz_18GHz	Polarity: Vertical
EUT: US WI-FI AP 4X4 OD ext. antenna	Power:DC 54V
Test Mode: Transmit at channel 5825MHz by 802.11a Ant 0+1+2+3	

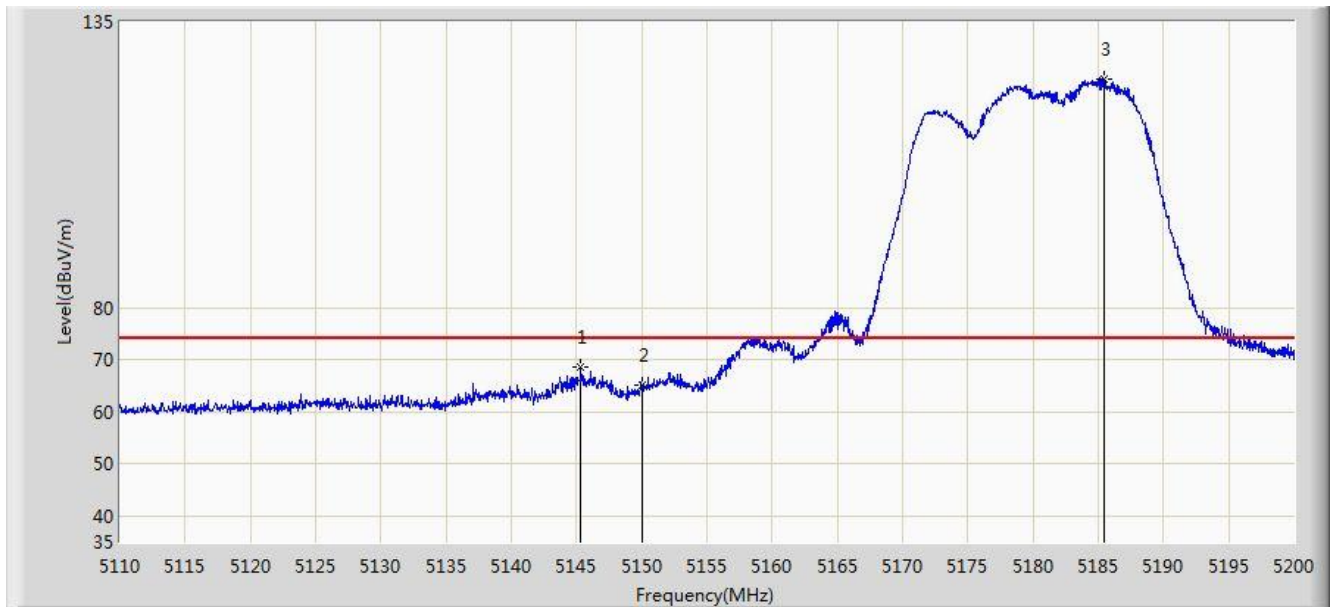


No	Flag	Mark	Frequency (MHz)	Measure Level (dBuV/m)	Reading Level (dBuV)	Margin (dB)	Limit (dBuV/m)	Factor (dB)	Type
1			5826.840	111.683	106.084	N/A	N/A	5.599	PK
2			5850.000	66.839	61.113	-55.361	122.200	5.726	PK
3			5855.000	62.391	56.645	-48.409	110.800	5.746	PK
4			5875.000	61.861	56.041	-43.339	105.200	5.820	PK
5			5925.000	62.497	56.531	-11.503	74.000	5.967	PK
6		*	5928.533	64.518	58.543	-9.482	74.000	5.976	PK

Note: Measure Level (dBuV/m) = Reading Level (dBuV) + Factor (dB)

Factor (dB) = Cable Loss (dB) + Antenna Factor (dB/m) - Pre_Amplifier Gain (dB)

Site: AC1	Time: 2016/09/08 - 22:03
Limit: FCC_Part15.209_RE(3m)	Engineer: Kevin Ke
Probe: BBHA9120D_1GHz_18GHz	Polarity: Horizontal
EUT: US WI-FI AP 4X4 OD ext. antenna	Power:DC 54V
Test Mode: Transmit at channel 5180MHz by 802.11n-HT20 Ant 0+1+2+3	

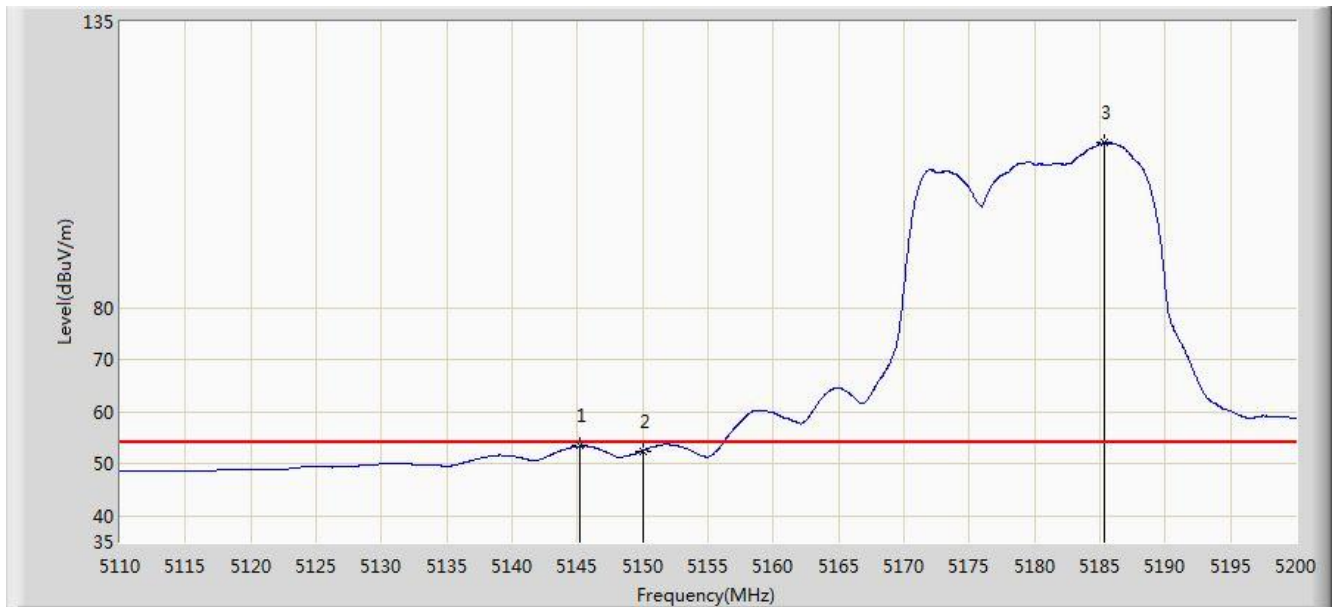


No	Flag	Mark	Frequency (MHz)	Measure Level (dBuV/m)	Reading Level (dBuV)	Margin (dB)	Limit (dBuV/m)	Factor (dB)	Type
1			5145.325	68.729	64.553	-5.271	74.000	4.176	PK
2			5150.000	65.044	60.875	-8.956	74.000	4.170	PK
3		*	5185.420	124.030	119.980	N/A	N/A	4.049	PK

Note: Measure Level (dBμV/m) = Reading Level (dBμV) + Factor (dB)

Factor (dB) = Cable Loss (dB) + Antenna Factor (dB/m) - Pre_Amplifier Gain (dB)

Site: AC1	Time: 2016/09/08 - 22:01
Limit: FCC_Part15.209_RE(3m)	Engineer: Kevin Ke
Probe: BBHA9120D_1GHz_18GHz	Polarity: Horizontal
EUT: US WI-FI AP 4X4 OD ext. antenna	Power:DC 54V
Test Mode: Transmit at channel 5180MHz by 802.11n-HT20 Ant 0+1+2+3	

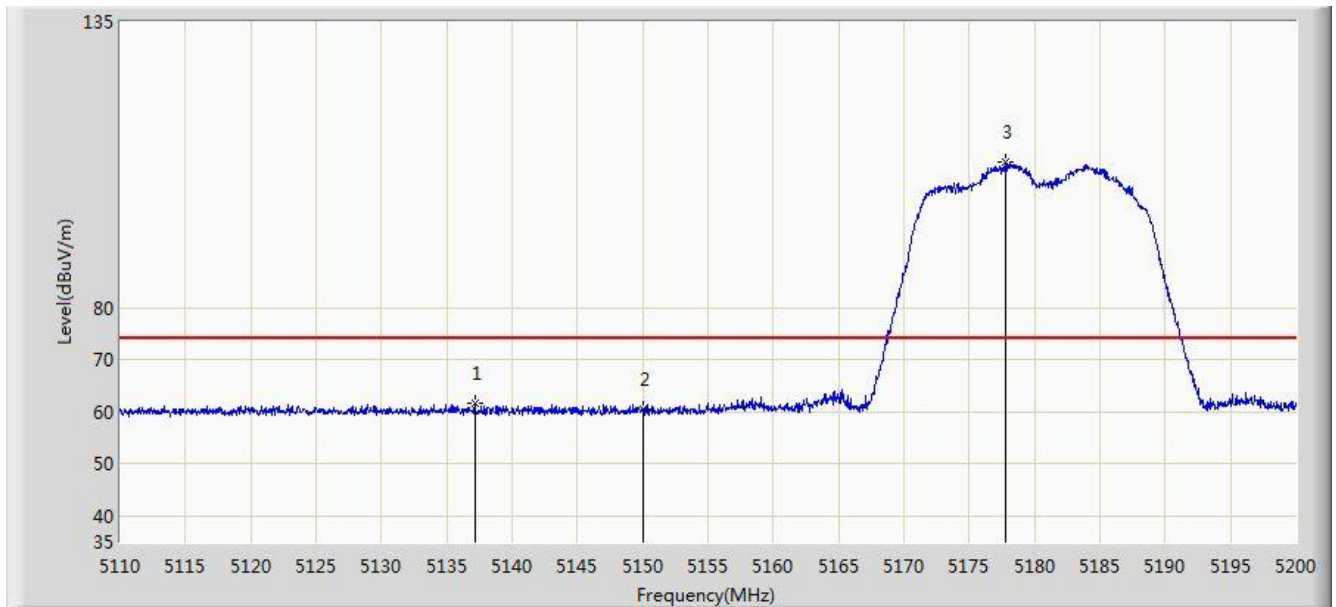


No	Flag	Mark	Frequency (MHz)	Measure Level (dBuV/m)	Reading Level (dBuV)	Margin (dB)	Limit (dBuV/m)	Factor (dB)	Type
1			5145.235	53.407	49.231	-0.593	54.000	4.176	AV
2			5150.000	52.472	48.303	-1.528	54.000	4.170	AV
3	X	*	5185.375	111.671	107.621	N/A	N/A	4.049	AV

Note: Measure Level (dB μ V/m) = Reading Level (dB μ V) + Factor (dB)

Factor (dB) = Cable Loss (dB) + Antenna Factor (dB/m) - Pre_Amplifier Gain (dB)

Site: AC1	Time: 2016/09/08 - 22:05
Limit: FCC_Part15.209_RE(3m)	Engineer: Kevin Ke
Probe: BBHA9120D_1GHz_18GHz	Polarity: Vertical
EUT: US WI-FI AP 4X4 OD ext. antenna	Power:DC 54V
Test Mode: Transmit at channel 5180MHz by 802.11n-HT20 Ant 0+1+2+3	

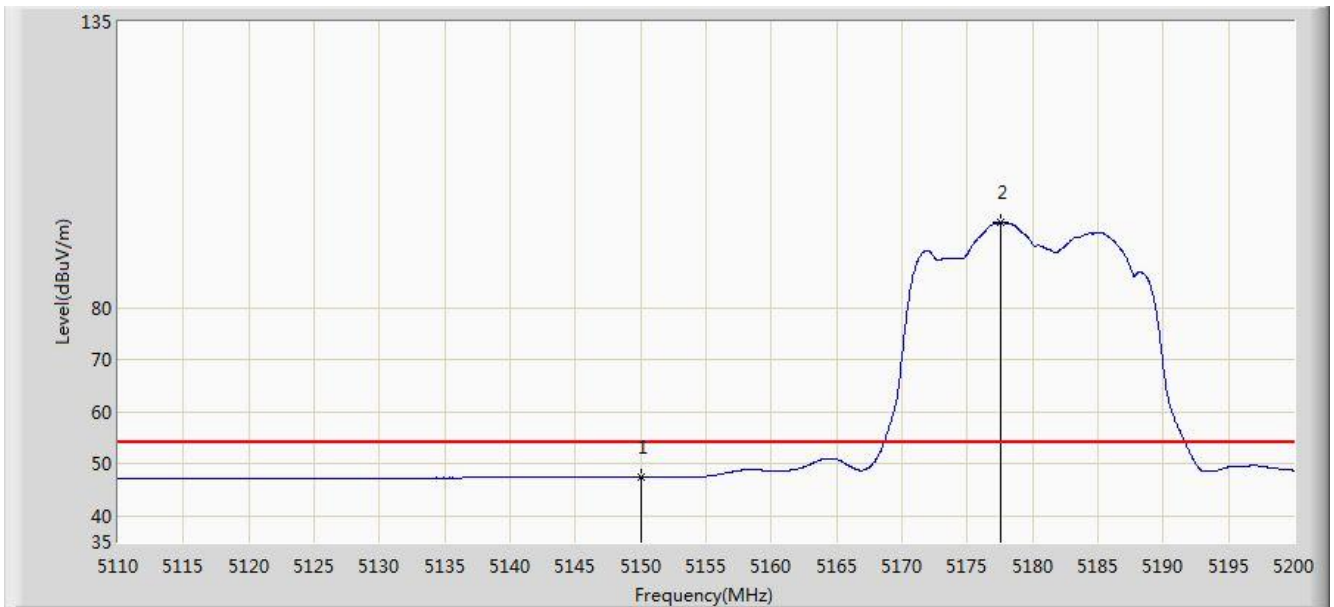


No	Flag	Mark	Frequency (MHz)	Measure Level (dBuV/m)	Reading Level (dBuV)	Margin (dB)	Limit (dBuV/m)	Factor (dB)	Type
1			5137.135	61.557	57.382	-12.443	74.000	4.175	PK
2			5150.000	60.482	56.313	-13.518	74.000	4.170	PK
3		*	5177.815	108.083	104.006	N/A	N/A	4.076	PK

Note: Measure Level (dB μ V/m) = Reading Level (dB μ V) + Factor (dB)

Factor (dB) = Cable Loss (dB) + Antenna Factor (dB/m) - Pre_Amplifier Gain (dB)

Site: AC1	Time: 2016/09/08 - 22:06
Limit: FCC_Part15.209_RE(3m)	Engineer: Kevin Ke
Probe: BBHA9120D_1GHz_18GHz	Polarity: Vertical
EUT: US WI-FI AP 4X4 OD ext. antenna	Power:DC 54V
Test Mode: Transmit at channel 5180MHz by 802.11n-HT20 Ant 0+1+2+3	

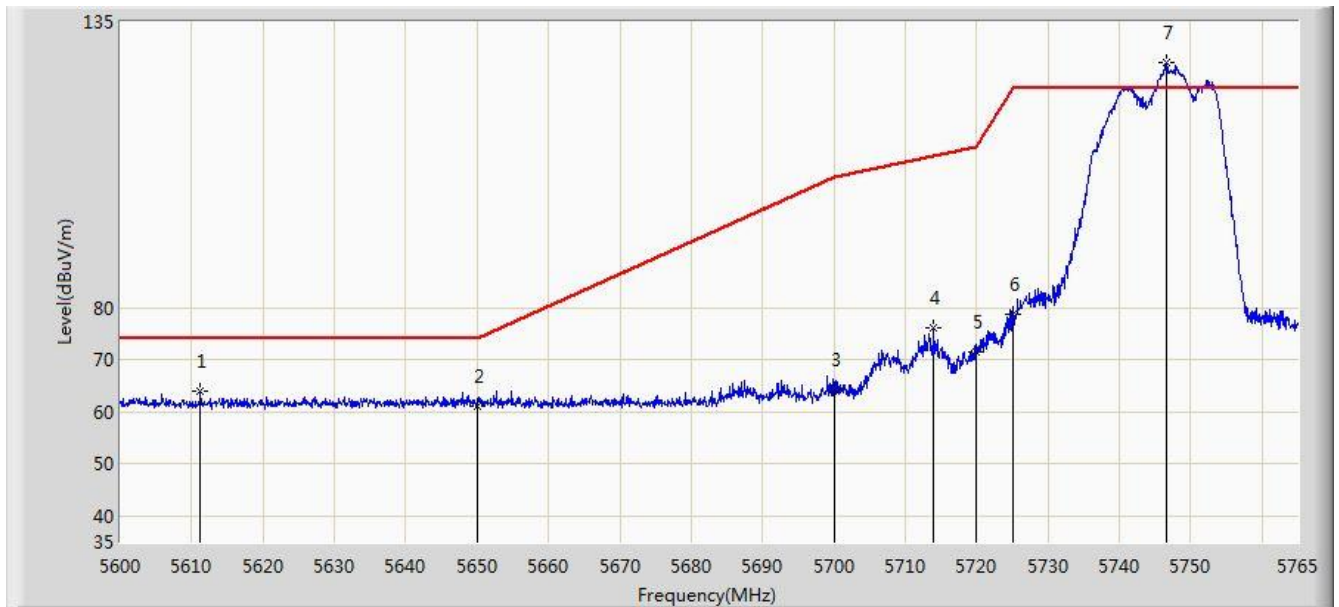


No	Flag	Mark	Frequency (MHz)	Measure Level (dBuV/m)	Reading Level (dBuV)	Margin (dB)	Limit (dBuV/m)	Factor (dB)	Type
1			5150.000	47.395	43.226	-6.605	54.000	4.170	AV
2		*	5177.545	96.477	92.399	N/A	N/A	4.077	AV

Note: Measure Level (dBμV/m) = Reading Level (dBμV) + Factor (dB)

Factor (dB) = Cable Loss (dB) + Antenna Factor (dB/m) - Pre_Amplifier Gain (dB)

Site: AC1	Time: 2016/09/08 - 22:45
Limit: FCC_Part15.407_RE(3m)	Engineer: Kevin Ke
Probe: BBHA9120D_1GHz_18GHz	Polarity: Horizontal
EUT: US WI-FI AP 4X4 OD ext. antenna	Power:DC 54V
Test Mode: Transmit at channel 5745MHz by 802.11n-HT20 Ant 0+1+2+3	

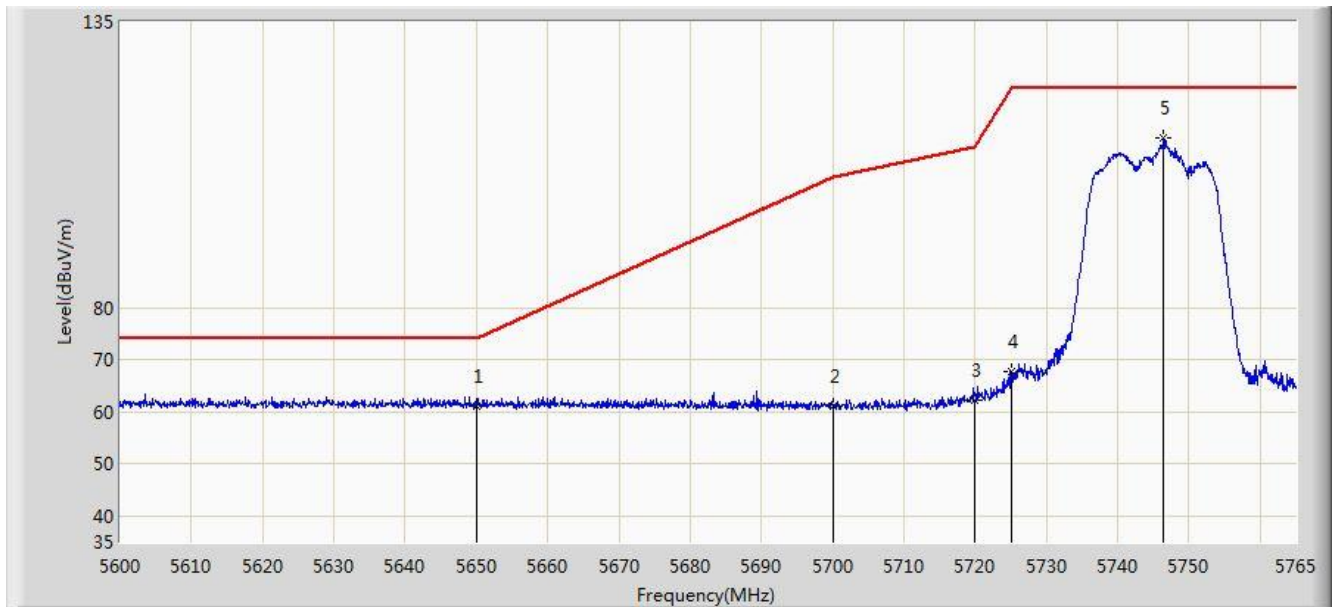


No	Flag	Mark	Frequency (MHz)	Measure Level (dBuV/m)	Reading Level (dBuV)	Margin (dB)	Limit (dBuV/m)	Factor (dB)	Type
1			5611.220	63.885	59.330	-10.115	74.000	4.555	PK
2			5650.000	61.079	56.408	-12.921	74.000	4.671	PK
3			5700.000	64.373	59.495	-40.827	105.200	4.878	PK
4			5714.015	76.015	71.057	-33.111	109.126	4.959	PK
5			5720.000	71.467	66.470	-39.333	110.800	4.997	PK
6			5725.000	78.785	73.756	-43.415	122.200	5.029	PK
7		*	5746.685	127.059	121.894	N/A	N/A	5.165	PK

Note: Measure Level (dBμV/m) = Reading Level (dBμV) + Factor (dB)

Factor (dB) = Cable Loss (dB) + Antenna Factor (dB/m) - Pre_Amplifier Gain (dB)

Site: AC1	Time: 2016/09/08 - 22:45
Limit: FCC_Part15.407_RE(3m)	Engineer: Kevin Ke
Probe: BBHA9120D_1GHz_18GHz	Polarity: Vertical
EUT: US WI-FI AP 4X4 OD ext. antenna	Power:DC 54V
Test Mode: Transmit at channel 5745MHz by 802.11n-HT20 Ant 0+1+2+3	

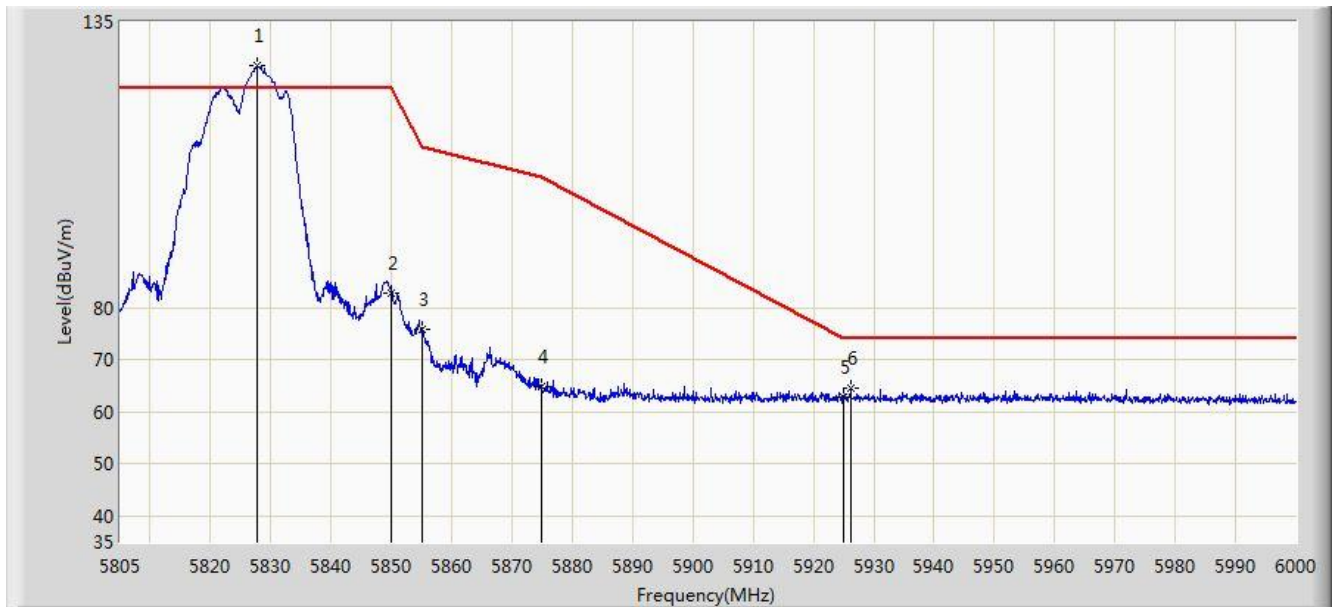


No	Flag	Mark	Frequency (MHz)	Measure Level (dBuV/m)	Reading Level (dBuV)	Margin (dB)	Limit (dBuV/m)	Factor (dB)	Type
1			5650.000	61.063	56.392	-12.937	74.000	4.671	PK
2			5700.000	61.226	56.348	-43.974	105.200	4.878	PK
3			5720.000	62.102	57.105	-48.698	110.800	4.997	PK
4			5725.000	67.640	62.611	-54.560	122.200	5.029	PK
5		*	5746.437	112.650	107.487	N/A	N/A	5.163	PK

Note: Measure Level (dBμV/m) = Reading Level (dBμV) + Factor (dB)

Factor (dB) = Cable Loss (dB) + Antenna Factor (dB/m) - Pre_Amplifier Gain (dB)

Site: AC1	Time: 2016/09/08 - 22:48
Limit: FCC_Part15.407_RE(3m)	Engineer: Kevin Ke
Probe: BBHA9120D_1GHz_18GHz	Polarity: Horizontal
EUT: US WI-FI AP 4X4 OD ext. antenna	Power:DC 54V
Test Mode: Transmit at channel 5825MHz by 802.11n-HT20 Ant 0+1+2+3	

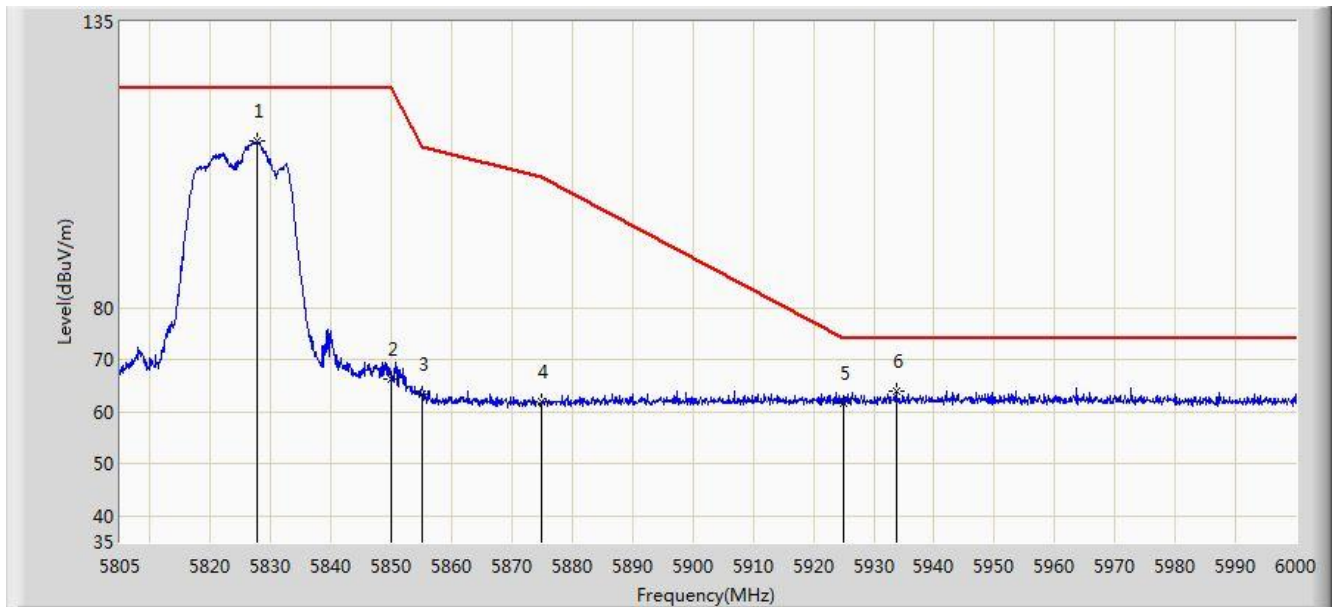


No	Flag	Mark	Frequency (MHz)	Measure Level (dBuV/m)	Reading Level (dBuV)	Margin (dB)	Limit (dBuV/m)	Factor (dB)	Type
1		*	5827.717	126.514	120.910	N/A	N/A	5.603	PK
2			5850.000	82.793	77.067	-39.407	122.200	5.726	PK
3			5855.000	75.841	70.095	-34.959	110.800	5.746	PK
4			5875.000	64.937	59.117	-40.263	105.200	5.820	PK
5			5925.000	62.805	56.839	-11.195	74.000	5.967	PK
6			5926.192	64.589	58.620	-9.411	74.000	5.969	PK

Note: Measure Level (dBμV/m) = Reading Level (dBμV) + Factor (dB)

Factor (dB) = Cable Loss (dB) + Antenna Factor (dB/m) - Pre_Amplifier Gain (dB)

Site: AC1	Time: 2016/09/08 - 22:52
Limit: FCC_Part15.407_RE(3m)	Engineer: Kevin Ke
Probe: BBHA9120D_1GHz_18GHz	Polarity: Vertical
EUT: US WI-FI AP 4X4 OD ext. antenna	Power:DC 54V
Test Mode: Transmit at channel 5825MHz by 802.11n-HT20 Ant 0+1+2+3	

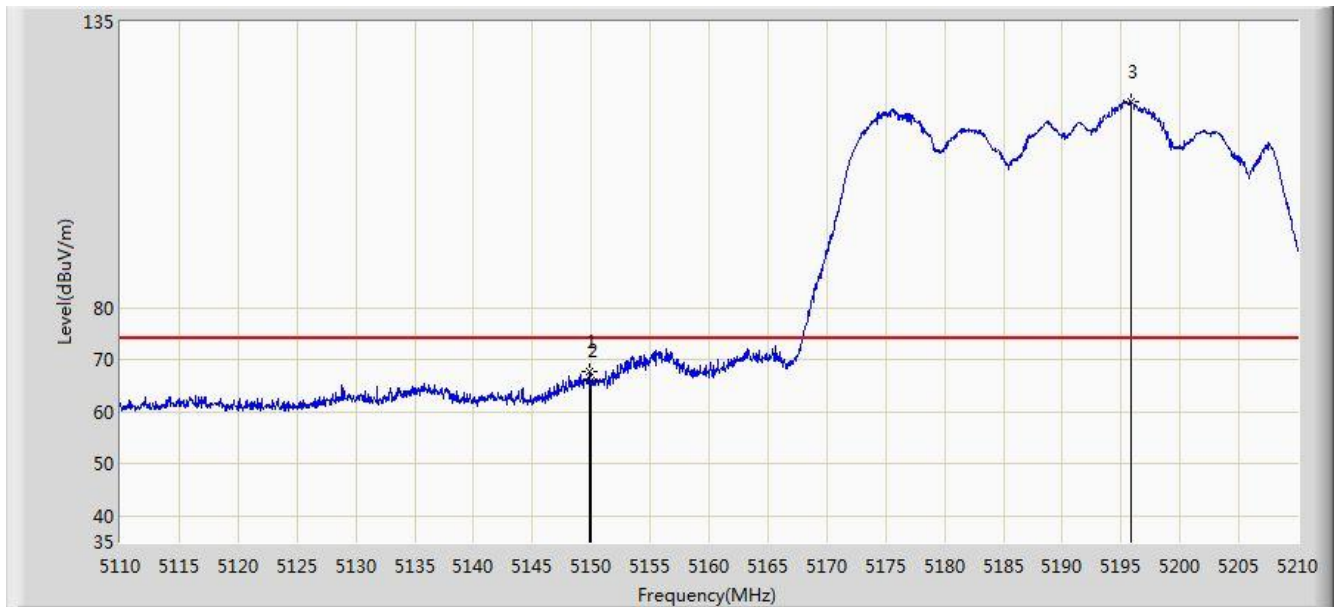


No	Flag	Mark	Frequency (MHz)	Measure Level (dBuV/m)	Reading Level (dBuV)	Margin (dB)	Limit (dBuV/m)	Factor (dB)	Type
1			5827.620	112.222	106.619	N/A	N/A	5.603	PK
2			5850.000	66.394	60.668	-55.806	122.200	5.726	PK
3			5855.000	63.352	57.606	-47.448	110.800	5.746	PK
4			5875.000	61.971	56.151	-43.229	105.200	5.820	PK
5			5925.000	61.758	55.792	-12.242	74.000	5.967	PK
6		*	5933.700	64.090	58.102	-9.910	74.000	5.988	PK

Note: Measure Level (dBuV/m) = Reading Level (dBuV) + Factor (dB)

Factor (dB) = Cable Loss (dB) + Antenna Factor (dB/m) - Pre_Amplifier Gain (dB)

Site: AC1	Time: 2016/09/09 - 01:37
Limit: FCC_Part15.209_RE(3m)	Engineer: Kevin Ke
Probe: BBHA9120D_1GHz_18GHz	Polarity: Horizontal
EUT: US WI-FI AP 4X4 OD ext. antenna	Power:DC 54V
Test Mode: Transmit at channel 5190MHz by 802.11n-HT40 Ant 0+1+2+3	

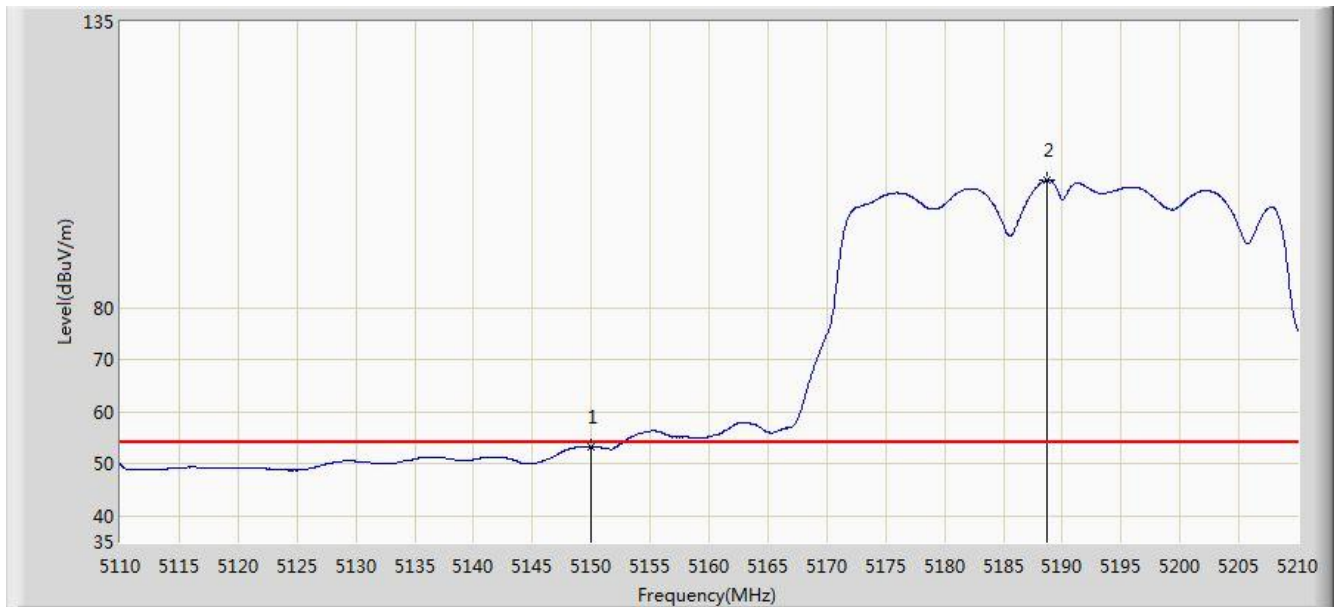


No	Flag	Mark	Frequency (MHz)	Measure Level (dBuV/m)	Reading Level (dBuV)	Margin (dB)	Limit (dBuV/m)	Factor (dB)	Type
1			5149.850	67.855	63.685	-6.145	74.000	4.170	PK
2			5150.000	65.878	61.709	-8.122	74.000	4.170	PK
3		*	5195.800	119.779	115.766	N/A	N/A	4.013	PK

Note: Measure Level (dBμV/m) = Reading Level (dBμV) + Factor (dB)

Factor (dB) = Cable Loss (dB) + Antenna Factor (dB/m) - Pre_Amplifier Gain (dB)

Site: AC1	Time: 2016/09/09 - 01:36
Limit: FCC_Part15.209_RE(3m)	Engineer: Kevin Ke
Probe: BBHA9120D_1GHz_18GHz	Polarity: Horizontal
EUT: US WI-FI AP 4X4 OD ext. antenna	Power:DC 54V
Test Mode: Transmit at channel 5190MHz by 802.11n-HT40 Ant 0+1+2+3	

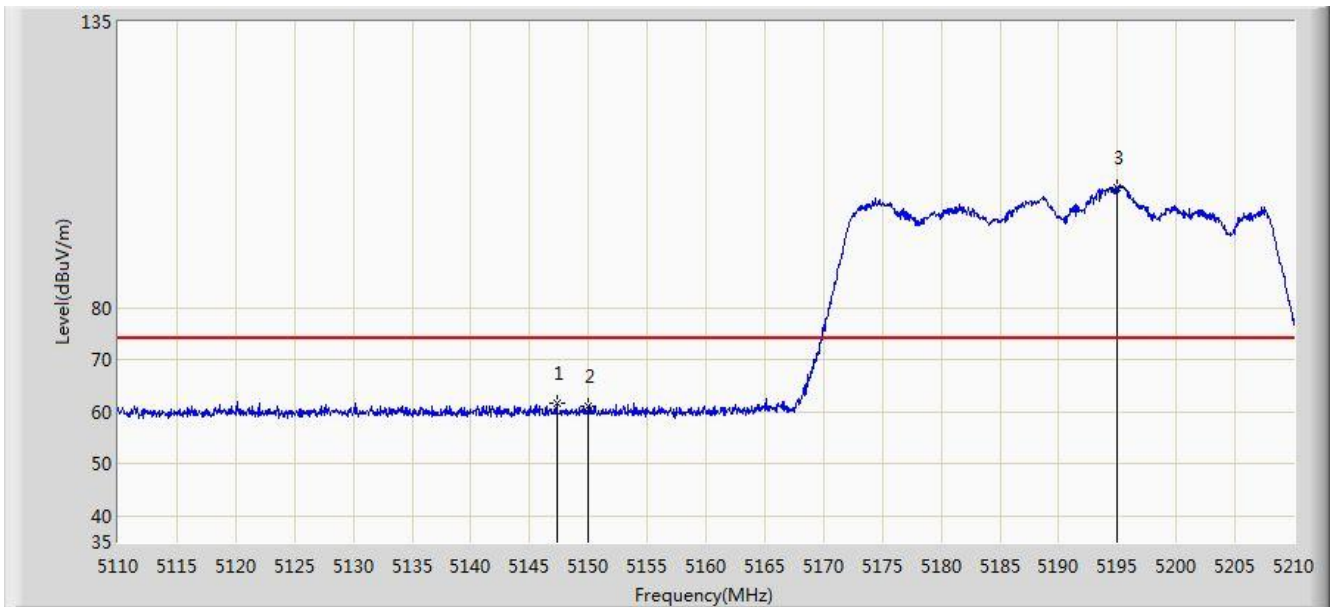


No	Flag	Mark	Frequency (MHz)	Measure Level (dBuV/m)	Reading Level (dBuV)	Margin (dB)	Limit (dBuV/m)	Factor (dB)	Type
1			5150.000	53.280	49.111	-0.720	54.000	4.170	AV
2		*	5188.650	104.513	100.475	N/A	N/A	4.038	AV

Note: Measure Level (dB μ V/m) = Reading Level (dB μ V) + Factor (dB)

Factor (dB) = Cable Loss (dB) + Antenna Factor (dB/m) - Pre_Amplifier Gain (dB)

Site: AC1	Time: 2016/09/09 - 01:38
Limit: FCC_Part15.209_RE(3m)	Engineer: Kevin Ke
Probe: BBHA9120D_1GHz_18GHz	Polarity: Vertical
EUT: US WI-FI AP 4X4 OD ext. antenna	Power:DC 54V
Test Mode: Transmit at channel 5190MHz by 802.11n-HT40 Ant 0+1+2+3	

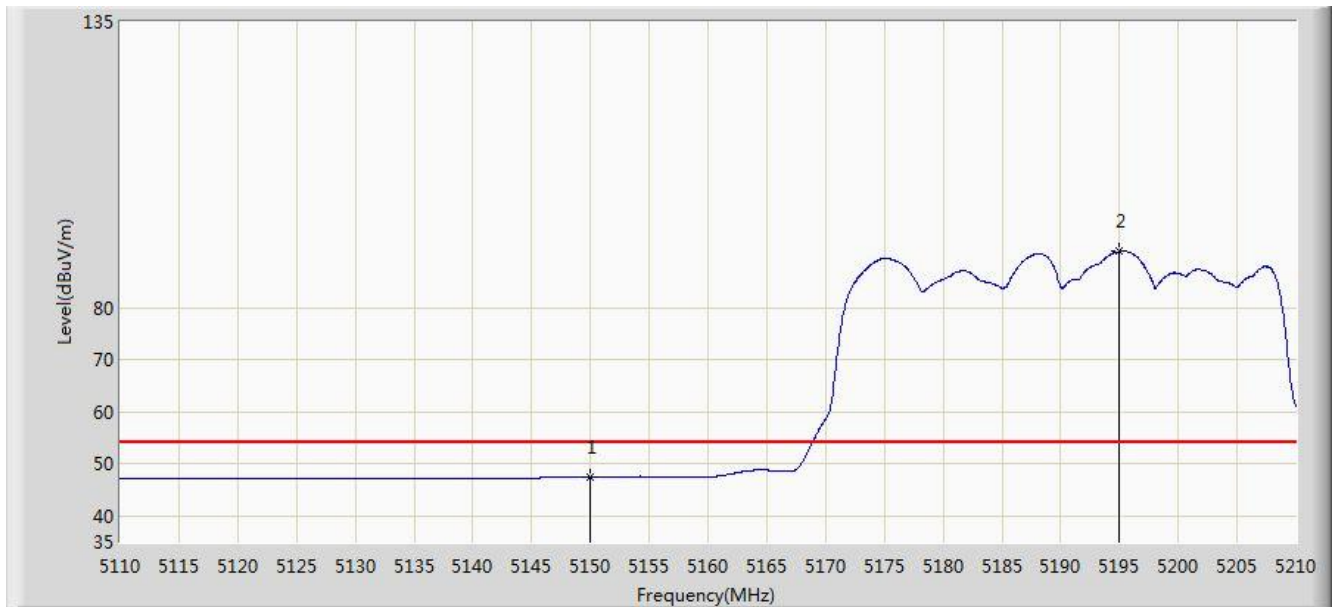


No	Flag	Mark	Frequency (MHz)	Measure Level (dBuV/m)	Reading Level (dBuV)	Margin (dB)	Limit (dBuV/m)	Factor (dB)	Type
1			5147.300	61.593	57.417	-12.407	74.000	4.176	PK
2			5150.000	61.026	56.857	-12.974	74.000	4.170	PK
3		*	5194.900	103.211	99.195	N/A	N/A	4.016	PK

Note: Measure Level (dB μ V/m) = Reading Level (dB μ V) + Factor (dB)

Factor (dB) = Cable Loss (dB) + Antenna Factor (dB/m) - Pre_Amplifier Gain (dB)

Site: AC1	Time: 2016/09/09 - 01:39
Limit: FCC_Part15.209_RE(3m)	Engineer: Kevin Ke
Probe: BBHA9120D_1GHz_18GHz	Polarity: Vertical
EUT: US WI-FI AP 4X4 OD ext. antenna	Power:DC 54V
Test Mode: Transmit at channel 5190MHz by 802.11n-HT40 Ant 0+1+2+3	

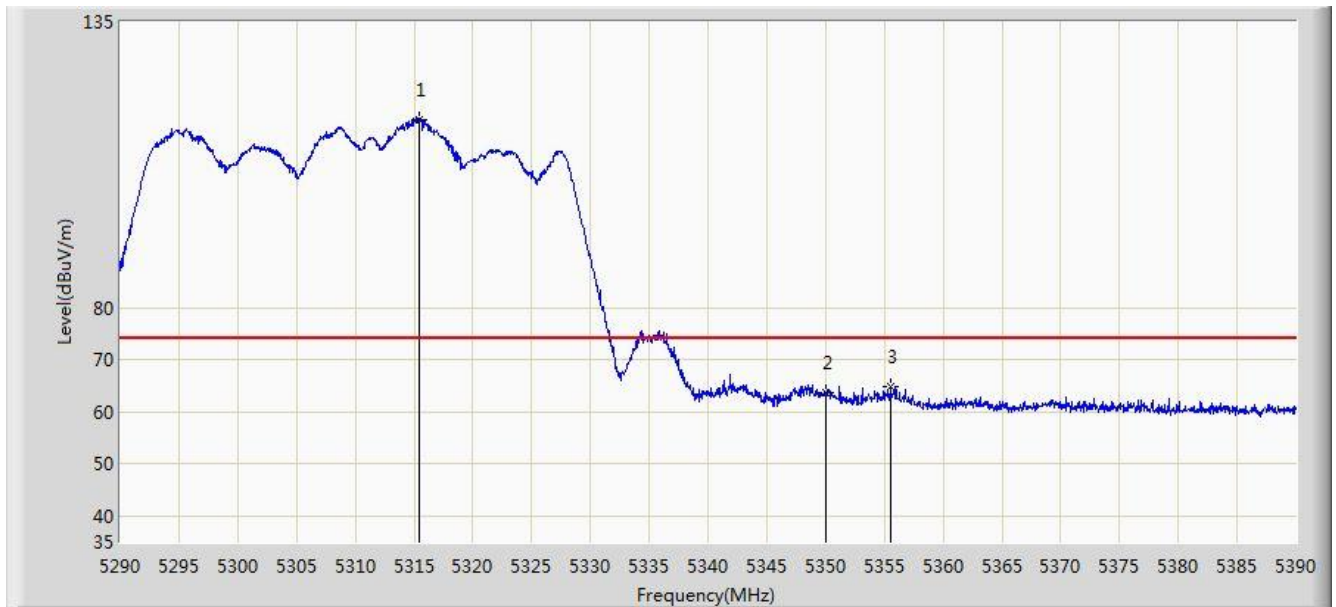


No	Flag	Mark	Frequency (MHz)	Measure Level (dBuV/m)	Reading Level (dBuV)	Margin (dB)	Limit (dBuV/m)	Factor (dB)	Type
1			5150.000	47.449	43.280	-6.551	54.000	4.170	AV
2		*	5195.000	90.852	86.836	N/A	N/A	4.016	AV

Note: Measure Level (dBμV/m) = Reading Level (dBμV) + Factor (dB)

Factor (dB) = Cable Loss (dB) + Antenna Factor (dB/m) - Pre_Amplifier Gain (dB)

Site: AC1	Time: 2016/09/09 - 01:49
Limit: FCC_Part15.209_RE(3m)	Engineer: Kevin Ke
Probe: BBHA9120D_1GHz_18GHz	Polarity: Horizontal
EUT: US WI-FI AP 4X4 OD ext. antenna	Power:DC 54V
Test Mode: Transmit at channel 5310MHz by 802.11n-HT40 Ant 0+1+2+3	

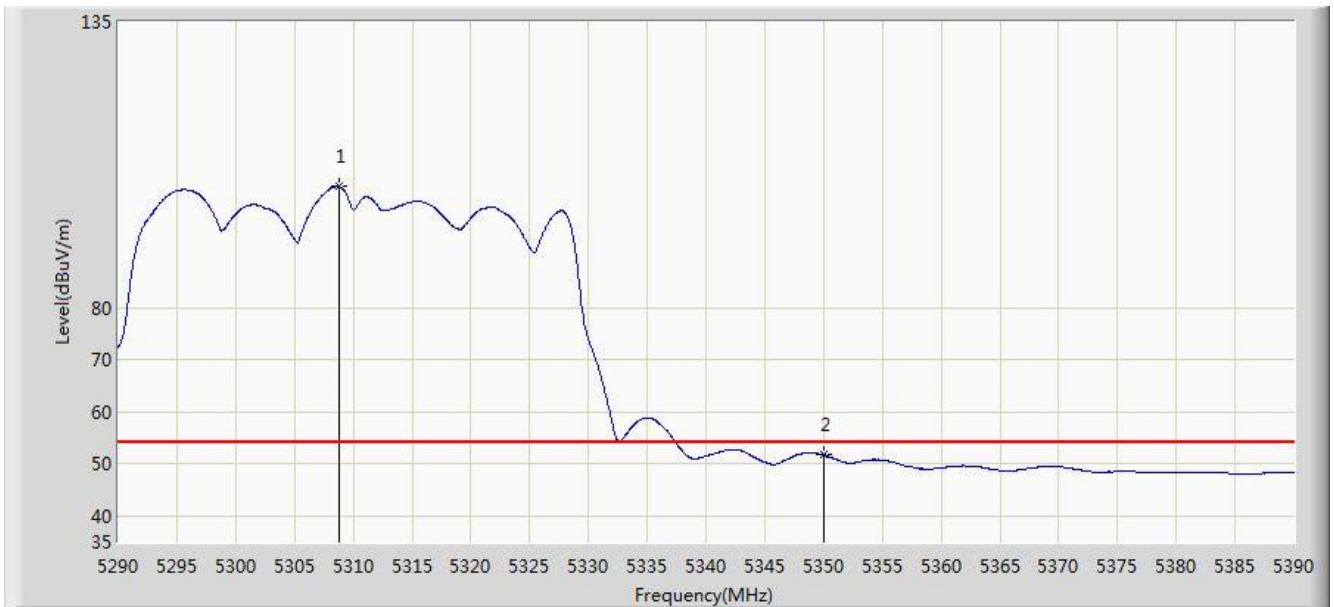


No	Flag	Mark	Frequency (MHz)	Measure Level (dBuV/m)	Reading Level (dBuV)	Margin (dB)	Limit (dBuV/m)	Factor (dB)	Type
1		*	5315.500	116.262	112.422	N/A	N/A	3.841	PK
2			5350.000	63.645	59.740	-10.355	74.000	3.904	PK
3			5355.550	64.965	61.050	-9.035	74.000	3.915	PK

Note: Measure Level (dBμV/m) = Reading Level (dBμV) + Factor (dB)

Factor (dB) = Cable Loss (dB) + Antenna Factor (dB/m) - Pre_Amplifier Gain (dB)

Site: AC1	Time: 2016/09/09 - 01:47
Limit: FCC_Part15.209_RE(3m)	Engineer: Kevin Ke
Probe: BBHA9120D_1GHz_18GHz	Polarity: Horizontal
EUT: US WI-FI AP 4X4 OD ext. antenna	Power:DC 54V
Test Mode: Transmit at channel 5310MHz by 802.11n-HT40 Ant 0+1+2+3	

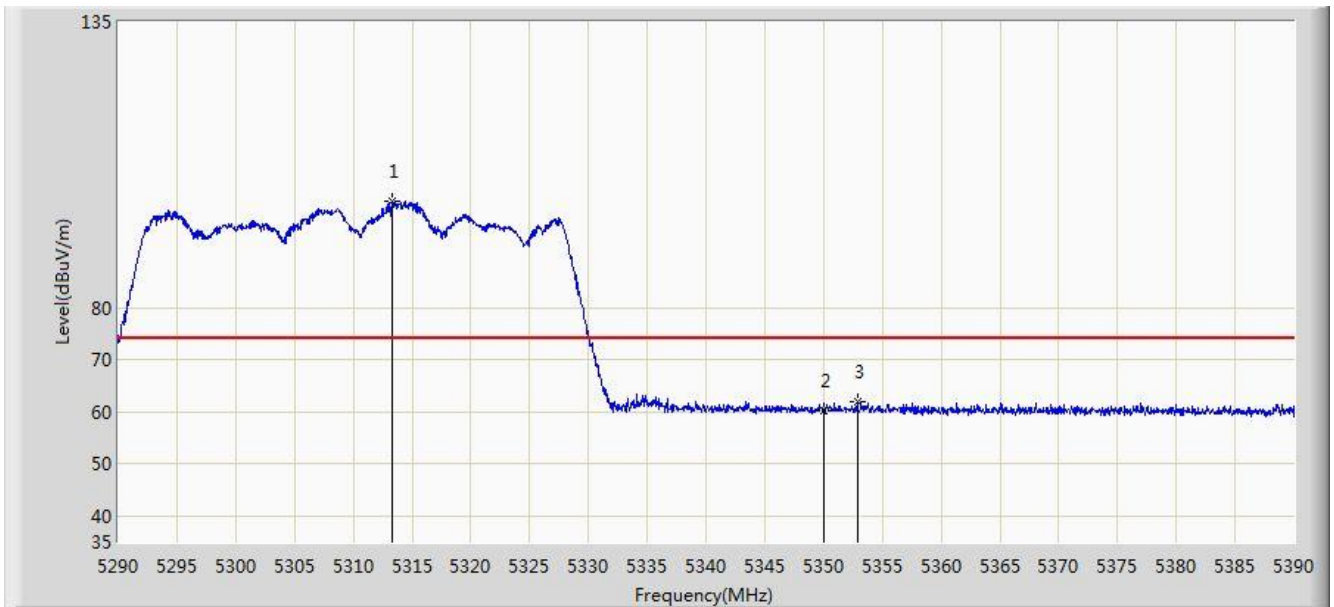


No	Flag	Mark	Frequency (MHz)	Measure Level (dBuV/m)	Reading Level (dBuV)	Margin (dB)	Limit (dBuV/m)	Factor (dB)	Type
1		*	5308.750	103.271	99.443	N/A	N/A	3.828	AV
2			5350.000	51.748	47.843	-2.252	54.000	3.904	AV

Note: Measure Level (dBμV/m) = Reading Level (dBμV) + Factor (dB)

Factor (dB) = Cable Loss (dB) + Antenna Factor (dB/m) - Pre_Amplifier Gain (dB)

Site: AC1	Time: 2016/09/09 - 01:50
Limit: FCC_Part15.209_RE(3m)	Engineer: Kevin Ke
Probe: BBHA9120D_1GHz_18GHz	Polarity: Vertical
EUT: US WI-FI AP 4X4 OD ext. antenna	Power:DC 54V
Test Mode: Transmit at channel 5310MHz by 802.11n-HT40 Ant 0+1+2+3	

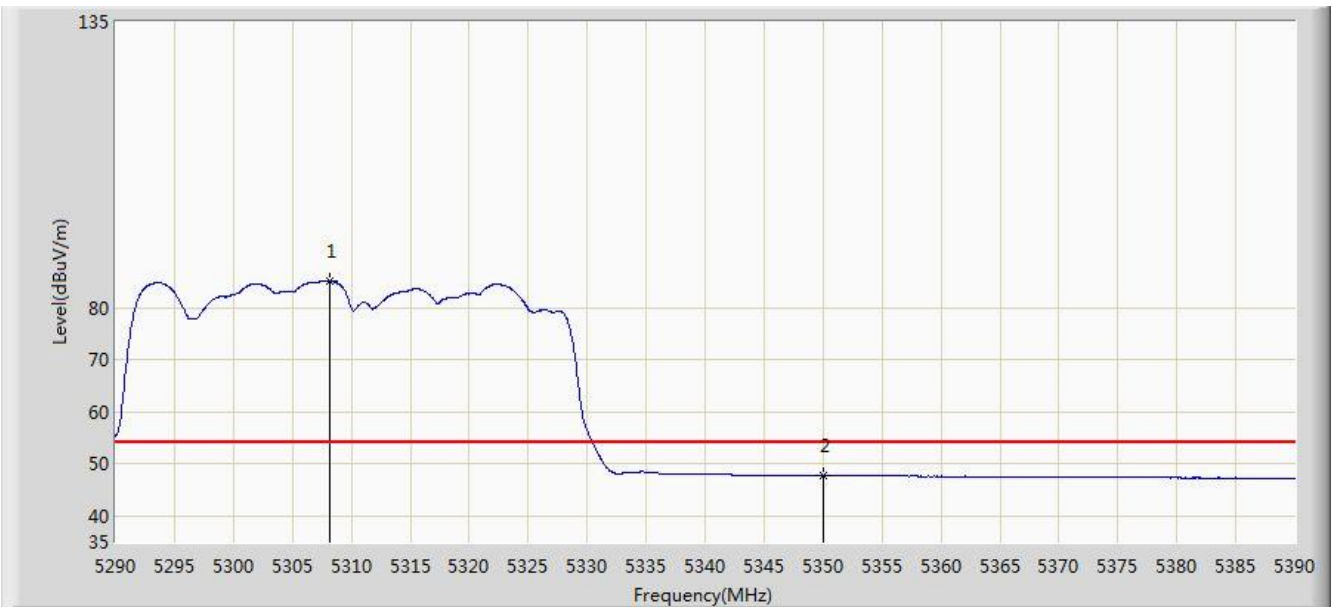


No	Flag	Mark	Frequency (MHz)	Measure Level (dBuV/m)	Reading Level (dBuV)	Margin (dB)	Limit (dBuV/m)	Factor (dB)	Type
1		*	5313.250	100.464	96.628	N/A	N/A	3.836	PK
2			5350.000	60.216	56.311	-13.784	74.000	3.904	PK
3			5352.850	61.852	57.942	-12.148	74.000	3.910	PK

Note: Measure Level (dBμV/m) = Reading Level (dBμV) + Factor (dB)

Factor (dB) = Cable Loss (dB) + Antenna Factor (dB/m) - Pre_Amplifier Gain (dB)

Site: AC1	Time: 2016/09/09 - 01:51
Limit: FCC_Part15.209_RE(3m)	Engineer: Kevin Ke
Probe: BBHA9120D_1GHz_18GHz	Polarity: Vertical
EUT: US WI-FI AP 4X4 OD ext. antenna	Power:DC 54V
Test Mode: Transmit at channel 5310MHz by 802.11n-HT40 Ant 0+1+2+3	

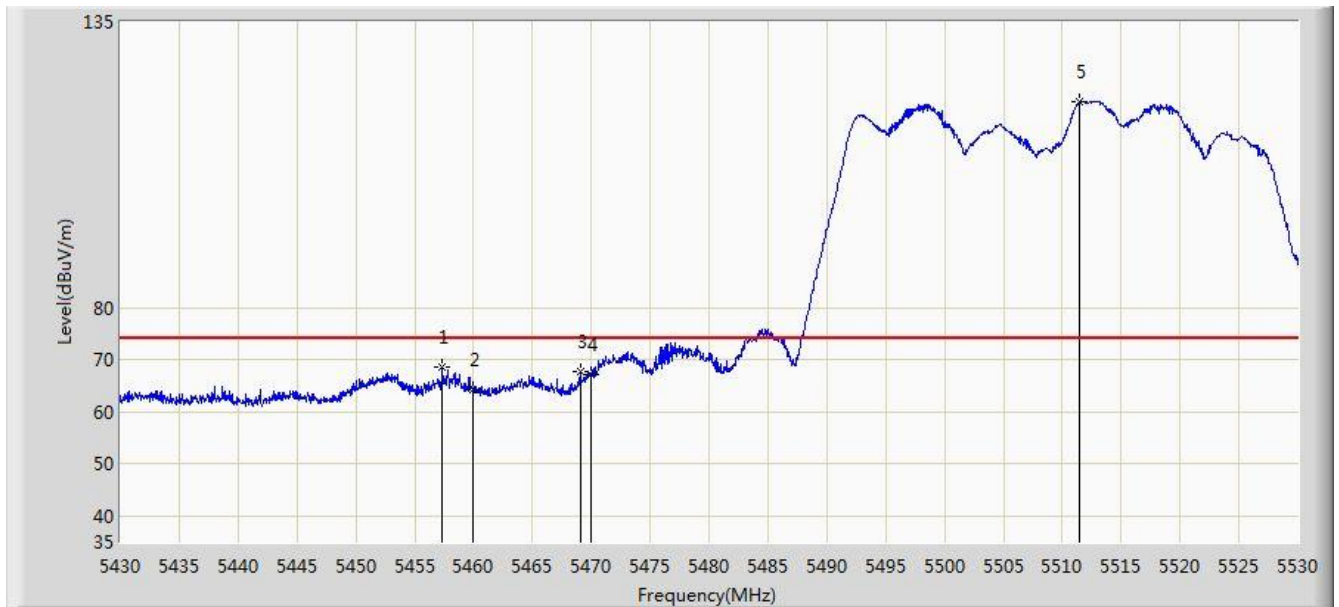


No	Flag	Mark	Frequency (MHz)	Measure Level (dBuV/m)	Reading Level (dBuV)	Margin (dB)	Limit (dBuV/m)	Factor (dB)	Type
1		*	5308.150	85.251	81.424	N/A	N/A	3.826	AV
2			5350.000	47.736	43.831	-6.264	54.000	3.904	AV

Note: Measure Level (dB μ V/m) = Reading Level (dB μ V) + Factor (dB)

Factor (dB) = Cable Loss (dB) + Antenna Factor (dB/m) - Pre_Amplifier Gain (dB)

Site: AC1	Time: 2016/09/09 - 01:57
Limit: FCC_Part15.209_RE(3m)	Engineer: Kevin Ke
Probe: BBHA9120D_1GHz_18GHz	Polarity: Horizontal
EUT: US WI-FI AP 4X4 OD ext. antenna	Power:DC 54V
Test Mode: Transmit at channel 5510MHz by 802.11n-HT40 Ant 0+1+2+3	

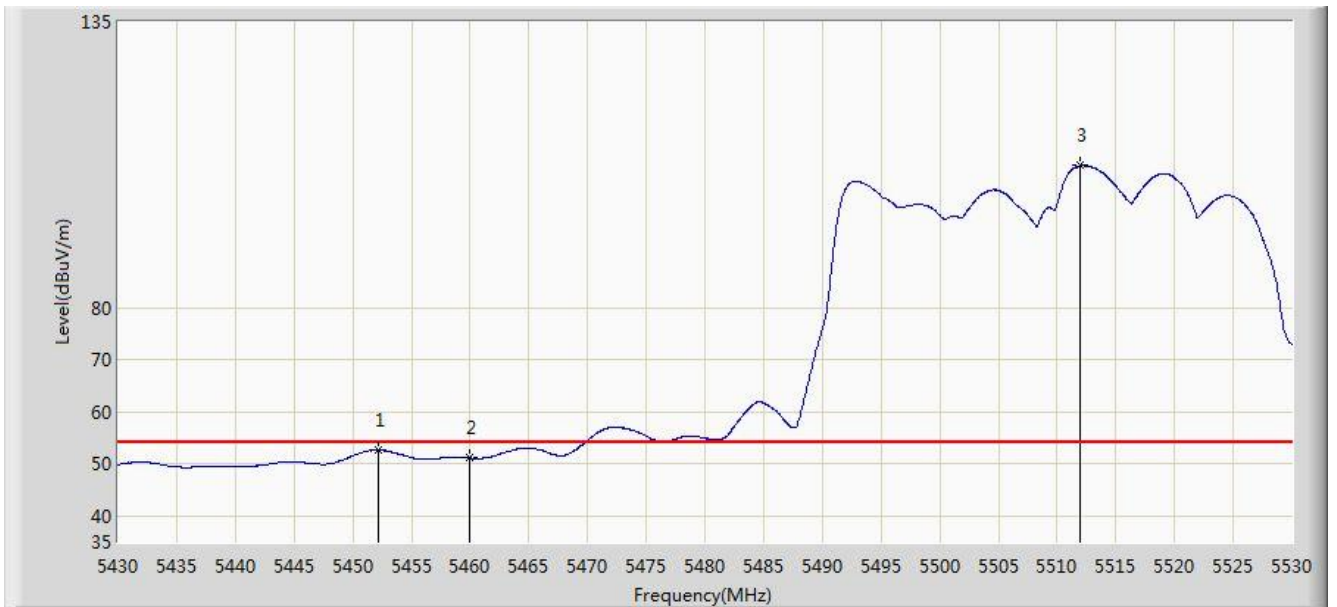


No	Flag	Mark	Frequency (MHz)	Measure Level (dBuV/m)	Reading Level (dBuV)	Margin (dB)	Limit (dBuV/m)	Factor (dB)	Type
1			5457.350	68.496	64.321	-5.504	74.000	4.175	PK
2			5460.000	64.420	60.240	-9.580	74.000	4.180	PK
3			5469.050	67.629	63.429	-6.371	74.000	4.201	PK
4			5470.000	67.290	63.088	-6.710	74.000	4.202	PK
5		*	5511.500	119.684	115.378	N/A	N/A	4.305	PK

Note: Measure Level (dB μ V/m) = Reading Level (dB μ V) + Factor (dB)

Factor (dB) = Cable Loss (dB) + Antenna Factor (dB/m) - Pre_Amplifier Gain (dB)

Site: AC1	Time: 2016/09/09 - 01:59
Limit: FCC_Part15.209_RE(3m)	Engineer: Kevin Ke
Probe: BBHA9120D_1GHz_18GHz	Polarity: Horizontal
EUT: US WI-FI AP 4X4 OD ext. antenna	Power:DC 54V
Test Mode: Transmit at channel 5510MHz by 802.11n-HT40 Ant 0+1+2+3	

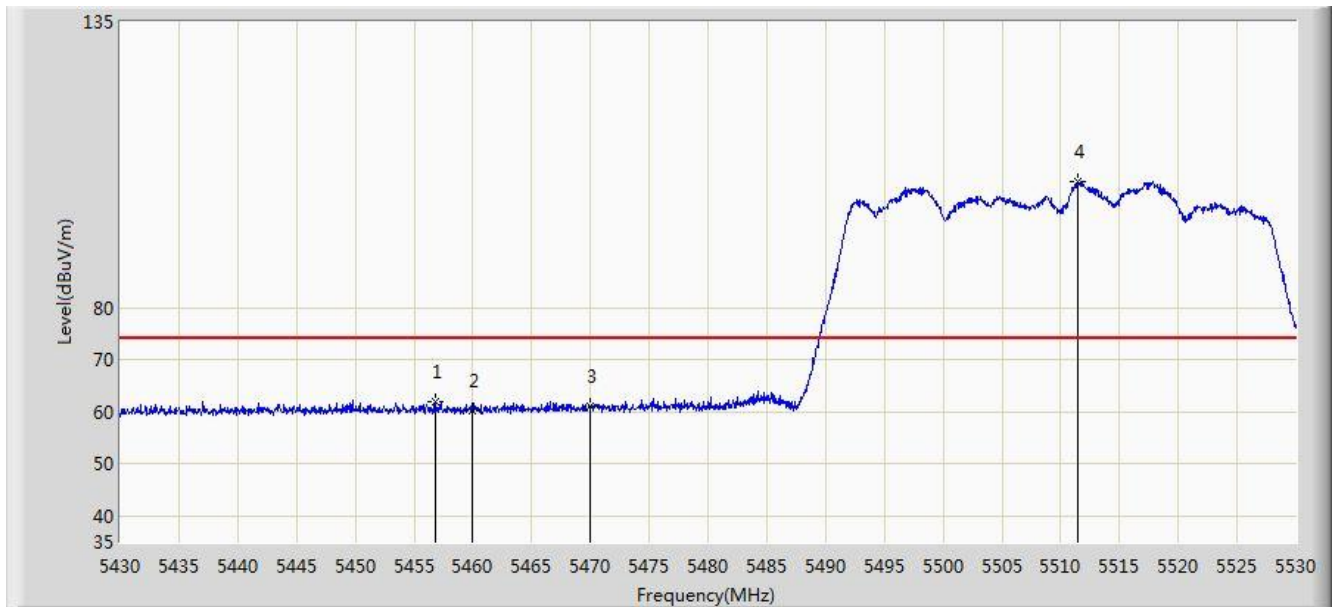


No	Flag	Mark	Frequency (MHz)	Measure Level (dBuV/m)	Reading Level (dBuV)	Margin (dB)	Limit (dBuV/m)	Factor (dB)	Type
1			5452.200	52.638	48.476	-1.362	54.000	4.161	AV
2			5460.000	51.114	46.934	-2.886	54.000	4.180	AV
3		*	5511.900	107.328	103.021	N/A	N/A	4.307	AV

Note: Measure Level (dB μ V/m) = Reading Level (dB μ V) + Factor (dB)

Factor (dB) = Cable Loss (dB) + Antenna Factor (dB/m) - Pre_Amplifier Gain (dB)

Site: AC1	Time: 2016/09/09 - 02:00
Limit: FCC_Part15.209_RE(3m)	Engineer: Kevin Ke
Probe: BBHA9120D_1GHz_18GHz	Polarity: Vertical
EUT: US WI-FI AP 4X4 OD ext. antenna	Power:DC 54V
Test Mode: Transmit at channel 5510MHz by 802.11n-HT40 Ant 0+1+2+3	

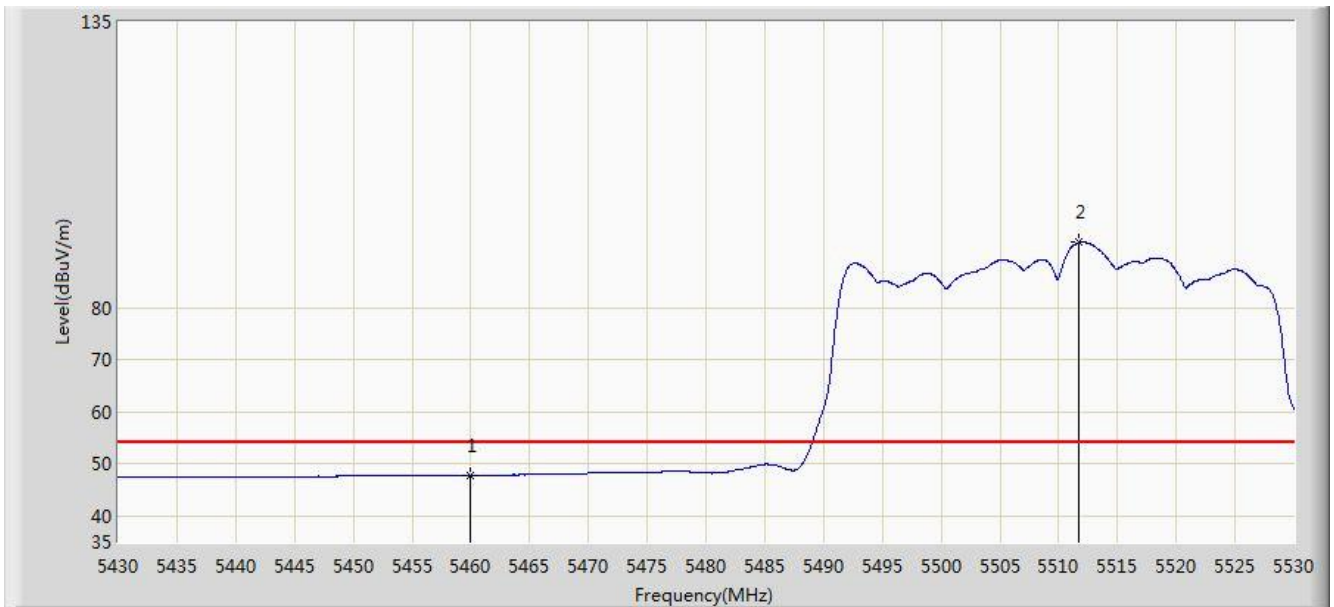


No	Flag	Mark	Frequency (MHz)	Measure Level (dBuV/m)	Reading Level (dBuV)	Margin (dB)	Limit (dBuV/m)	Factor (dB)	Type
1			5456.800	61.985	57.812	-12.015	74.000	4.173	PK
2			5460.000	60.143	55.963	-13.857	74.000	4.180	PK
3			5470.000	61.131	56.929	-12.869	74.000	4.202	PK
4		*	5511.450	104.241	99.936	N/A	N/A	4.305	PK

Note: Measure Level (dB μ V/m) = Reading Level (dB μ V) + Factor (dB)

Factor (dB) = Cable Loss (dB) + Antenna Factor (dB/m) - Pre_Amplifier Gain (dB)

Site: AC1	Time: 2016/09/09 - 02:02
Limit: FCC_Part15.209_RE(3m)	Engineer: Kevin Ke
Probe: BBHA9120D_1GHz_18GHz	Polarity: Vertical
EUT: US WI-FI AP 4X4 OD ext. antenna	Power:DC 54V
Test Mode: Transmit at channel 5510MHz by 802.11n-HT40 Ant 0+1+2+3	

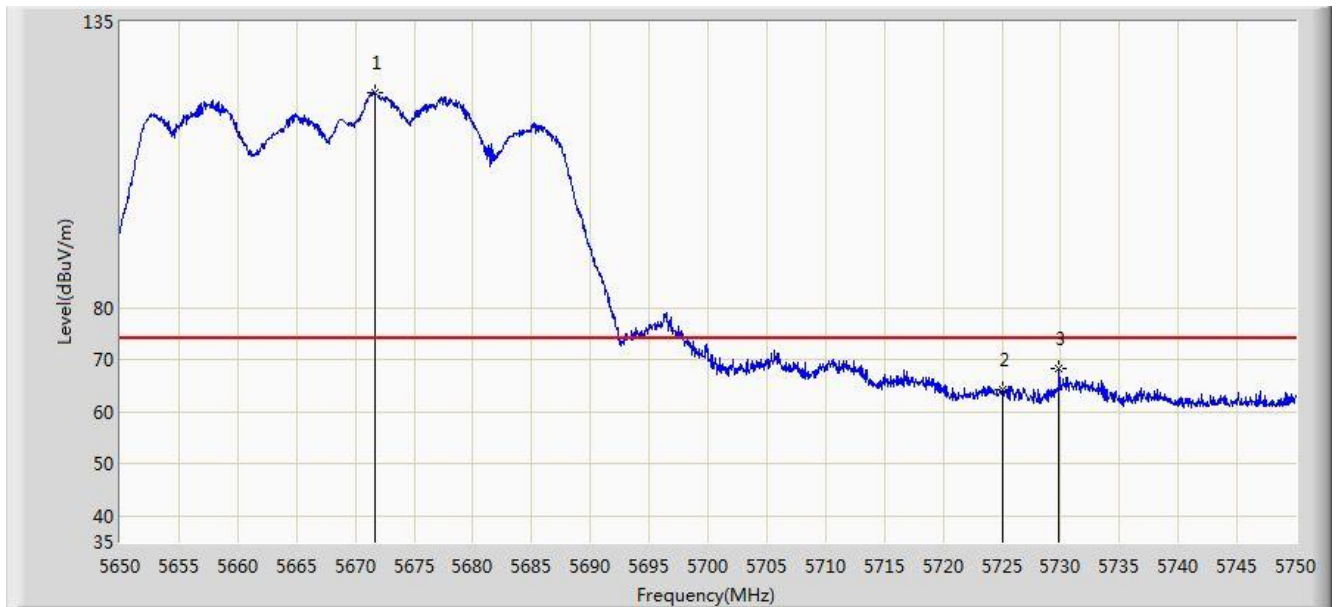


No	Flag	Mark	Frequency (MHz)	Measure Level (dBuV/m)	Reading Level (dBuV)	Margin (dB)	Limit (dBuV/m)	Factor (dB)	Type
1			5460.000	47.813	43.633	-6.187	54.000	4.180	AV
2		*	5511.750	92.612	88.306	N/A	N/A	4.306	AV

Note: Measure Level (dBμV/m) = Reading Level (dBμV) + Factor (dB)

Factor (dB) = Cable Loss (dB) + Antenna Factor (dB/m) - Pre_Amplifier Gain (dB)

Site: AC1	Time: 2016/09/09 - 02:09
Limit: FCC_Part15.209_RE(3m)	Engineer: Kevin Ke
Probe: BBHA9120D_1GHz_18GHz	Polarity: Horizontal
EUT: US WI-FI AP 4X4 OD ext. antenna	Power:DC 54V
Test Mode: Transmit at channel 5670MHz by 802.11n-HT40 Ant 0+1+2+3	

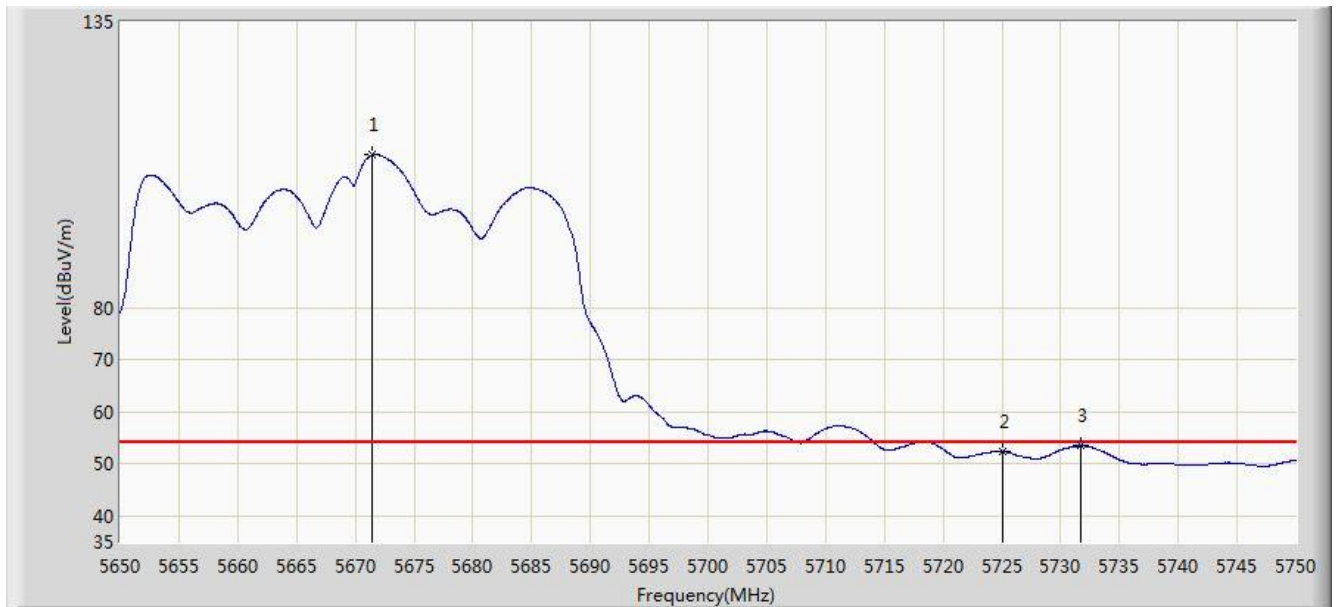


No	Flag	Mark	Frequency (MHz)	Measure Level (dBuV/m)	Reading Level (dBuV)	Margin (dB)	Limit (dBuV/m)	Factor (dB)	Type
1		*	5671.700	121.258	116.504	N/A	N/A	4.754	PK
2			5725.000	64.340	59.311	-9.660	74.000	5.029	PK
3			5729.850	68.209	63.149	-5.791	74.000	5.060	PK

Note: Measure Level (dB μ V/m) = Reading Level (dB μ V) + Factor (dB)

Factor (dB) = Cable Loss (dB) + Antenna Factor (dB/m) - Pre_Amplifier Gain (dB)

Site: AC1	Time: 2016/09/09 - 02:07
Limit: FCC_Part15.209_RE(3m)	Engineer: Kevin Ke
Probe: BBHA9120D_1GHz_18GHz	Polarity: Horizontal
EUT: US WI-FI AP 4X4 OD ext. antenna	Power:DC 54V
Test Mode: Transmit at channel 5670MHz by 802.11n-HT40 Ant 0+1+2+3	

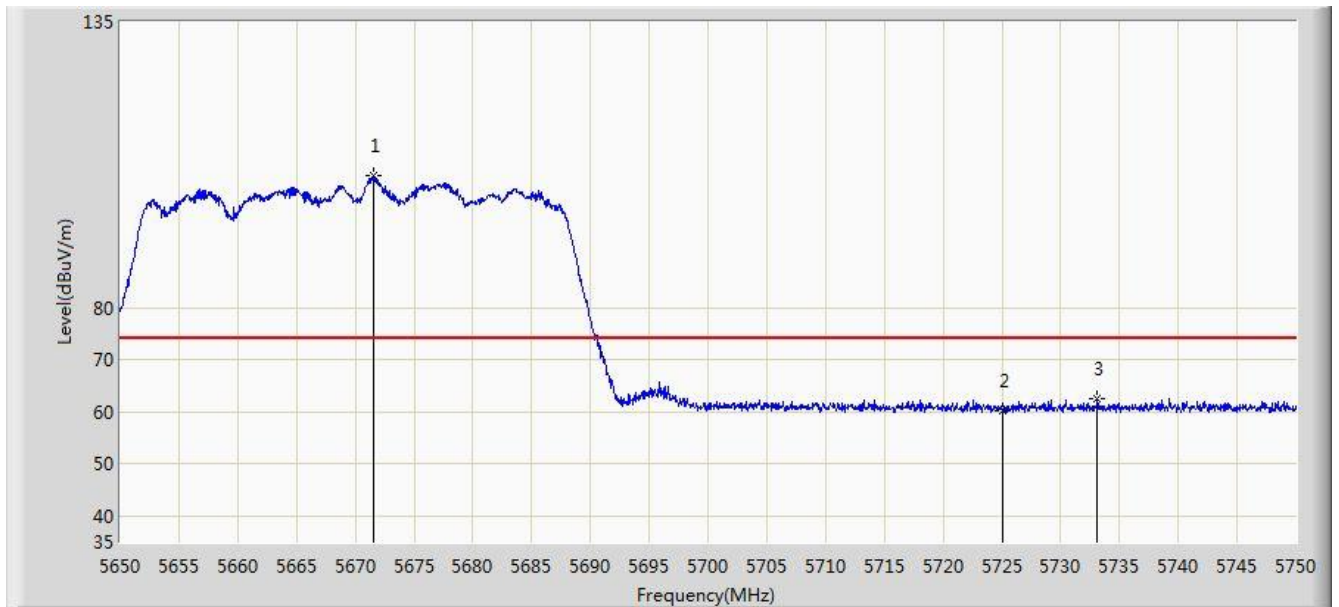


No	Flag	Mark	Frequency (MHz)	Measure Level (dBuV/m)	Reading Level (dBuV)	Margin (dB)	Limit (dBuV/m)	Factor (dB)	Type
1	X	*	5671.400	109.391	104.638	N/A	N/A	4.752	AV
2			5725.000	52.379	47.350	-1.621	54.000	5.029	AV
3			5731.750	53.444	48.372	-0.556	54.000	5.072	AV

Note: Measure Level (dBμV/m) = Reading Level (dBμV) + Factor (dB)

Factor (dB) = Cable Loss (dB) + Antenna Factor (dB/m) - Pre_Amplifier Gain (dB)

Site: AC1	Time: 2016/09/09 - 02:10
Limit: FCC_Part15.209_RE(3m)	Engineer: Kevin Ke
Probe: BBHA9120D_1GHz_18GHz	Polarity: Vertical
EUT: US WI-FI AP 4X4 OD ext. antenna	Power:DC 54V
Test Mode: Transmit at channel 5670MHz by 802.11n-HT40 Ant 0+1+2+3	

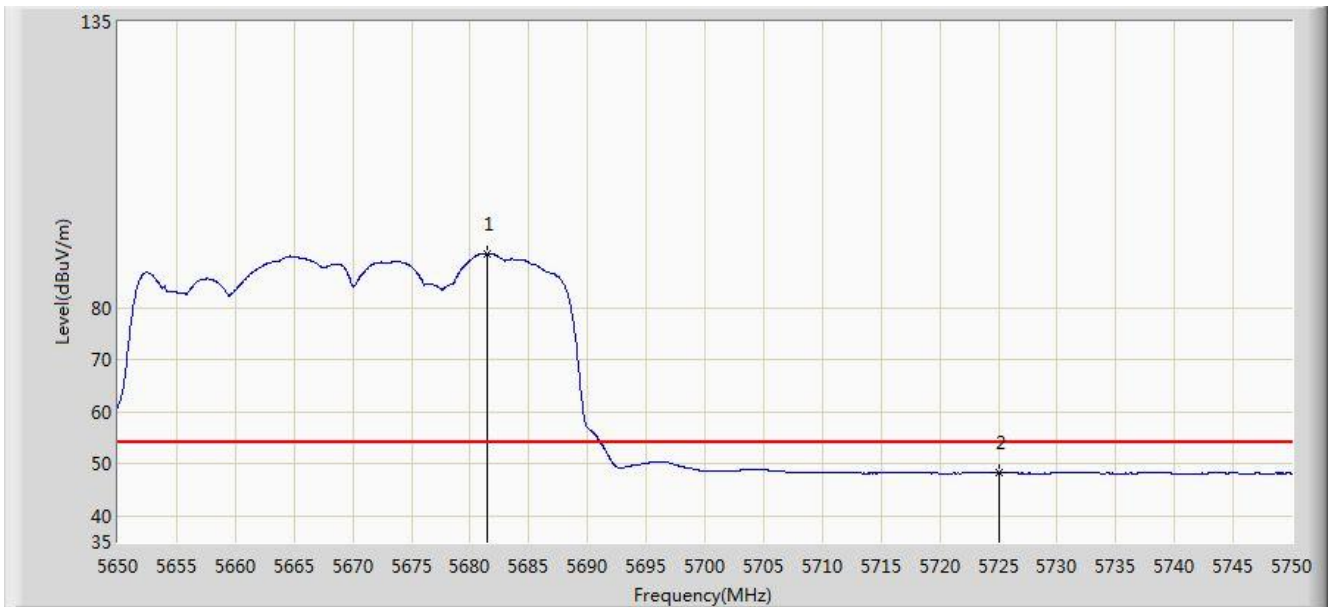


No	Flag	Mark	Frequency (MHz)	Measure Level (dBuV/m)	Reading Level (dBuV)	Margin (dB)	Limit (dBuV/m)	Factor (dB)	Type
1		*	5671.500	105.345	100.592	N/A	N/A	4.752	PK
2			5725.000	60.286	55.257	-13.714	74.000	5.029	PK
3			5733.100	62.521	57.440	-11.479	74.000	5.081	PK

Note: Measure Level (dBμV/m) = Reading Level (dBμV) + Factor (dB)

Factor (dB) = Cable Loss (dB) + Antenna Factor (dB/m) - Pre_Amplifier Gain (dB)

Site: AC1	Time: 2016/09/09 - 02:11
Limit: FCC_Part15.209_RE(3m)	Engineer: Kevin Ke
Probe: BBHA9120D_1GHz_18GHz	Polarity: Vertical
EUT: US WI-FI AP 4X4 OD ext. antenna	Power:DC 54V
Test Mode: Transmit at channel 5670MHz by 802.11n-HT40 Ant 0+1+2+3	

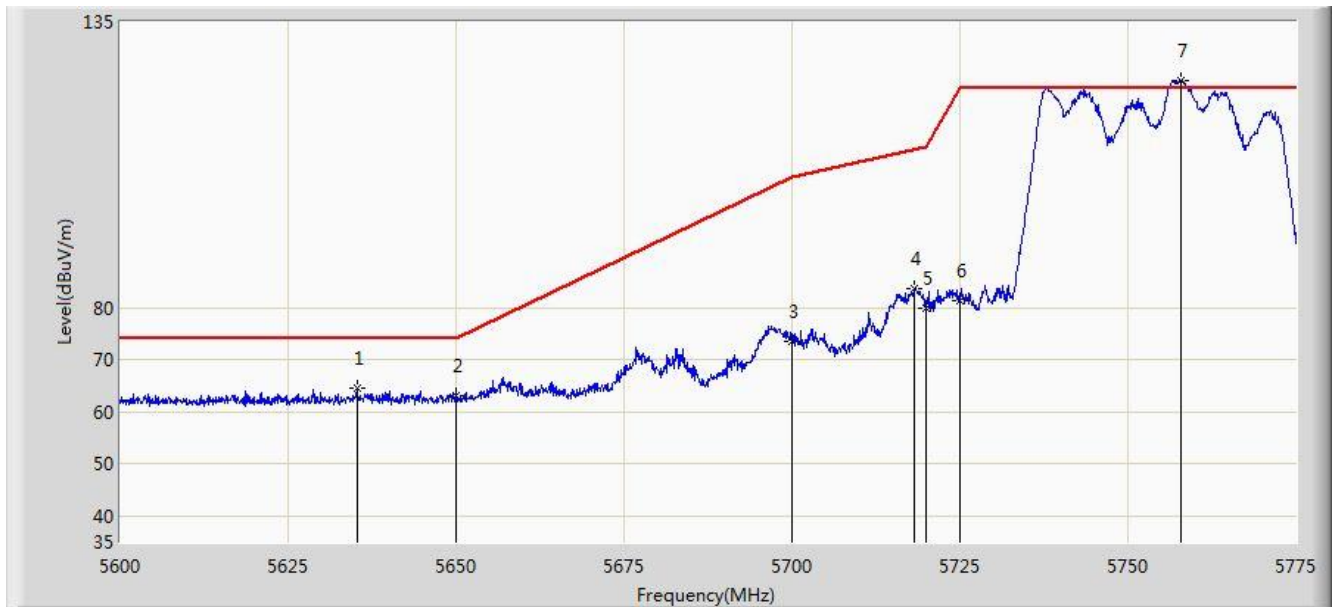


No	Flag	Mark	Frequency (MHz)	Measure Level (dBuV/m)	Reading Level (dBuV)	Margin (dB)	Limit (dBuV/m)	Factor (dB)	Type
1		*	5681.450	90.447	85.654	N/A	N/A	4.793	AV
2			5725.000	48.301	43.272	-5.699	54.000	5.029	AV

Note: Measure Level (dBμV/m) = Reading Level (dBμV) + Factor (dB)

Factor (dB) = Cable Loss (dB) + Antenna Factor (dB/m) - Pre_Amplifier Gain (dB)

Site: AC1	Time: 2016/09/09 - 02:12
Limit: FCC_Part15.407_RE(3m)	Engineer: Kevin Ke
Probe: BBHA9120D_1GHz_18GHz	Polarity: Horizontal
EUT: US WI-FI AP 4X4 OD ext. antenna	Power:DC 54V
Test Mode: Transmit at channel 5755MHz by 802.11n-HT40 Ant 0+1+2+3	

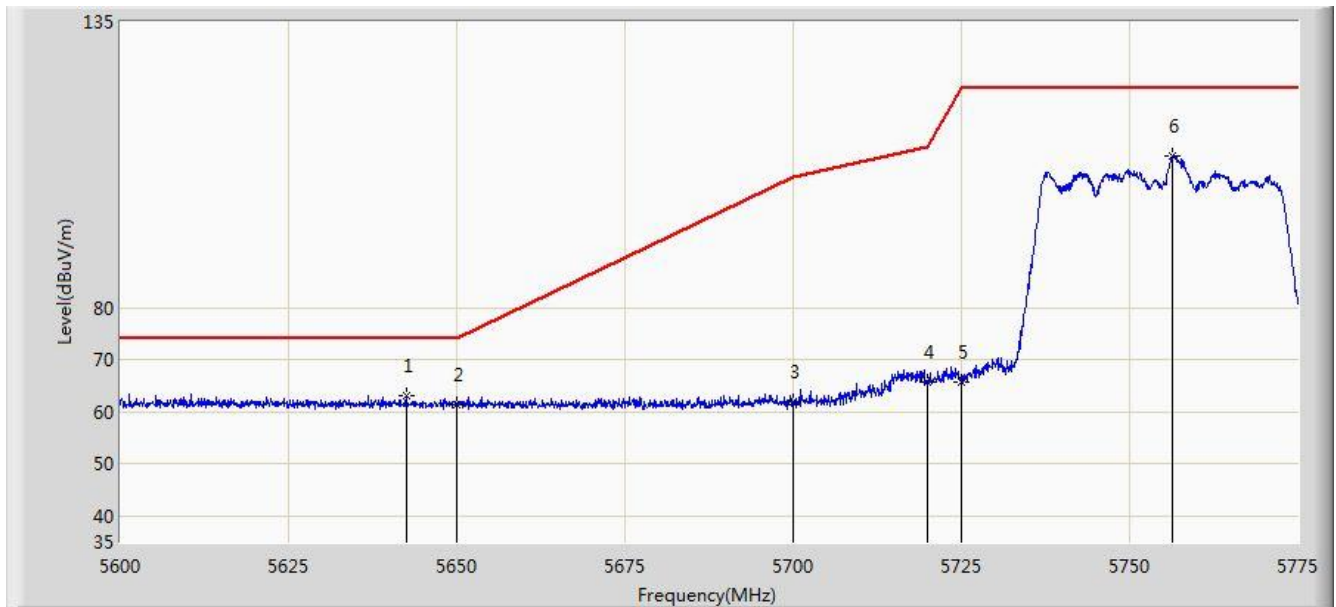


No	Flag	Mark	Frequency (MHz)	Measure Level (dBuV/m)	Reading Level (dBuV)	Margin (dB)	Limit (dBuV/m)	Factor (dB)	Type
1			5635.263	64.507	59.883	-9.493	74.000	4.624	PK
2			5650.000	63.184	58.513	-10.816	74.000	4.671	PK
3			5700.000	73.461	68.583	-31.739	105.200	4.878	PK
4			5718.300	83.647	78.661	-26.678	110.325	4.986	PK
5			5720.000	79.841	74.844	-30.959	110.800	4.997	PK
6			5725.000	81.516	76.487	-40.684	122.200	5.029	PK
7		*	5757.850	123.672	118.444	N/A	N/A	5.228	PK

Note: Measure Level (dBμV/m) = Reading Level (dBμV) + Factor (dB)

Factor (dB) = Cable Loss (dB) + Antenna Factor (dB/m) - Pre_Amplifier Gain (dB)

Site: AC1	Time: 2016/09/09 - 02:13
Limit: FCC_Part15.407_RE(3m)	Engineer: Kevin Ke
Probe: BBHA9120D_1GHz_18GHz	Polarity: Vertical
EUT: US WI-FI AP 4X4 OD ext. antenna	Power:DC 54V
Test Mode: Transmit at channel 5755MHz by 802.11n-HT40 Ant 0+1+2+3	

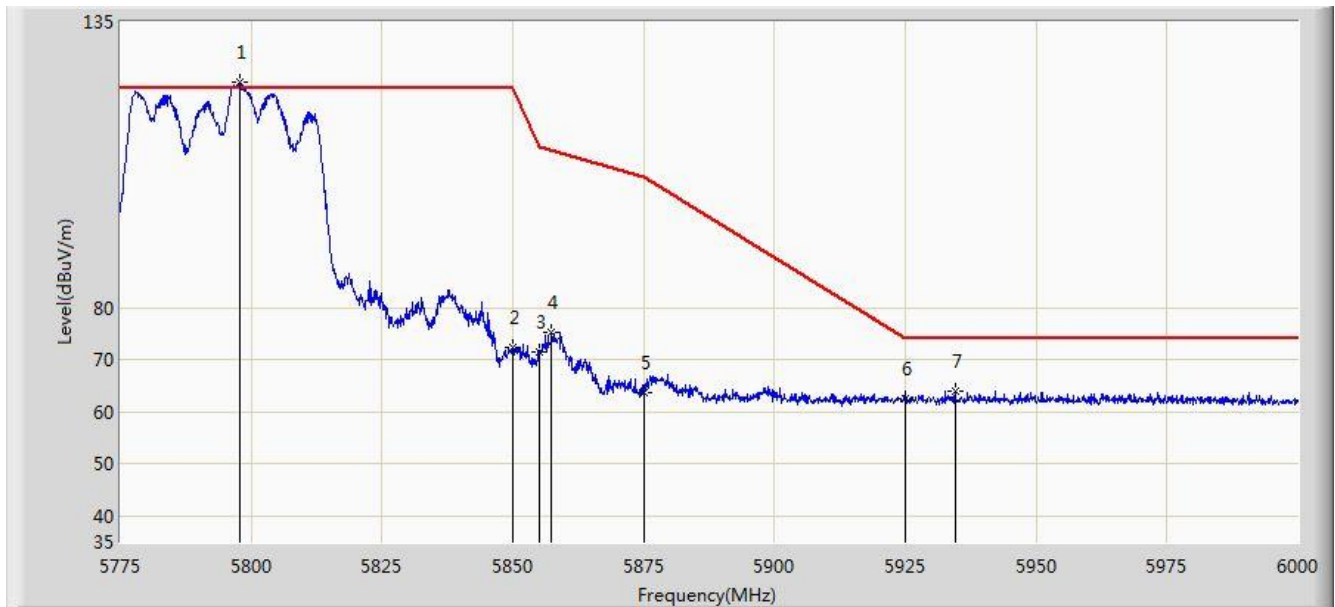


No	Flag	Mark	Frequency (MHz)	Measure Level (dBuV/m)	Reading Level (dBuV)	Margin (dB)	Limit (dBuV/m)	Factor (dB)	Type
1		*	5642.525	63.091	58.445	-10.909	74.000	4.646	PK
2			5650.000	61.495	56.824	-12.505	74.000	4.671	PK
3			5700.000	61.884	57.006	-43.316	105.200	4.878	PK
4			5720.000	65.820	60.823	-44.980	110.800	4.997	PK
5			5725.000	65.817	60.788	-56.383	122.200	5.029	PK
6			5756.450	109.175	103.955	N/A	N/A	5.220	PK

Note: Measure Level (dBuV/m) = Reading Level (dBuV) + Factor (dB)

Factor (dB) = Cable Loss (dB) + Antenna Factor (dB/m) - Pre_Amplifier Gain (dB)

Site: AC1	Time: 2016/09/09 - 02:17
Limit: FCC_Part15.407_RE(3m)	Engineer: Kevin Ke
Probe: BBHA9120D_1GHz_18GHz	Polarity: Horizontal
EUT: US WI-FI AP 4X4 OD ext. antenna	Power:DC 54V
Test Mode: Transmit at channel 5795MHz by 802.11n-HT40 Ant 0+1+2+3	

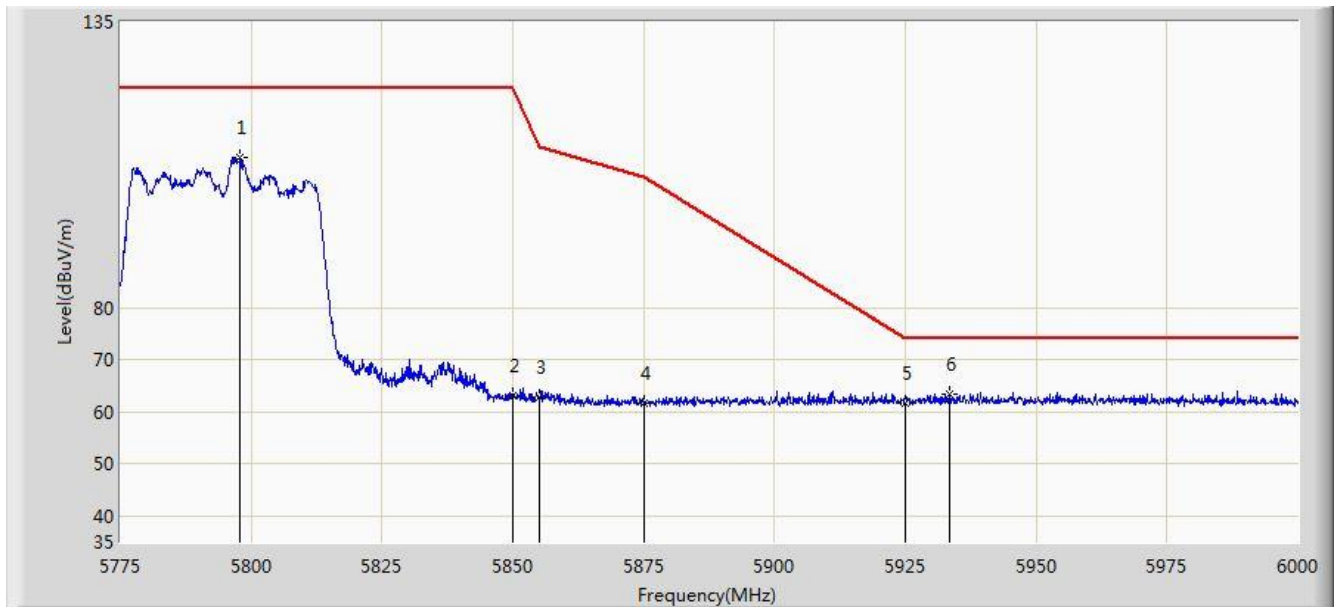


No	Flag	Mark	Frequency (MHz)	Measure Level (dBuV/m)	Reading Level (dBuV)	Margin (dB)	Limit (dBuV/m)	Factor (dB)	Type
1		*	5797.950	123.402	117.968	N/A	N/A	5.435	PK
2			5850.000	72.357	66.631	-49.843	122.200	5.726	PK
3			5855.000	71.665	65.919	-39.135	110.800	5.746	PK
4			5857.462	75.318	69.562	-34.791	110.110	5.756	PK
5			5875.000	63.704	57.884	-41.496	105.200	5.820	PK
6			5925.000	62.654	56.688	-11.346	74.000	5.967	PK
7			5934.525	64.075	58.085	-9.925	74.000	5.990	PK

Note: Measure Level (dBμV/m) = Reading Level (dBμV) + Factor (dB)

Factor (dB) = Cable Loss (dB) + Antenna Factor (dB/m) - Pre_Amplifier Gain (dB)

Site: AC1	Time: 2016/09/09 - 02:19
Limit: FCC_Part15.407_RE(3m)	Engineer: Kevin Ke
Probe: BBHA9120D_1GHz_18GHz	Polarity: Vertical
EUT: US WI-FI AP 4X4 OD ext. antenna	Power:DC 54V
Test Mode: Transmit at channel 5795MHz by 802.11n-HT40 Ant 0+1+2+3	

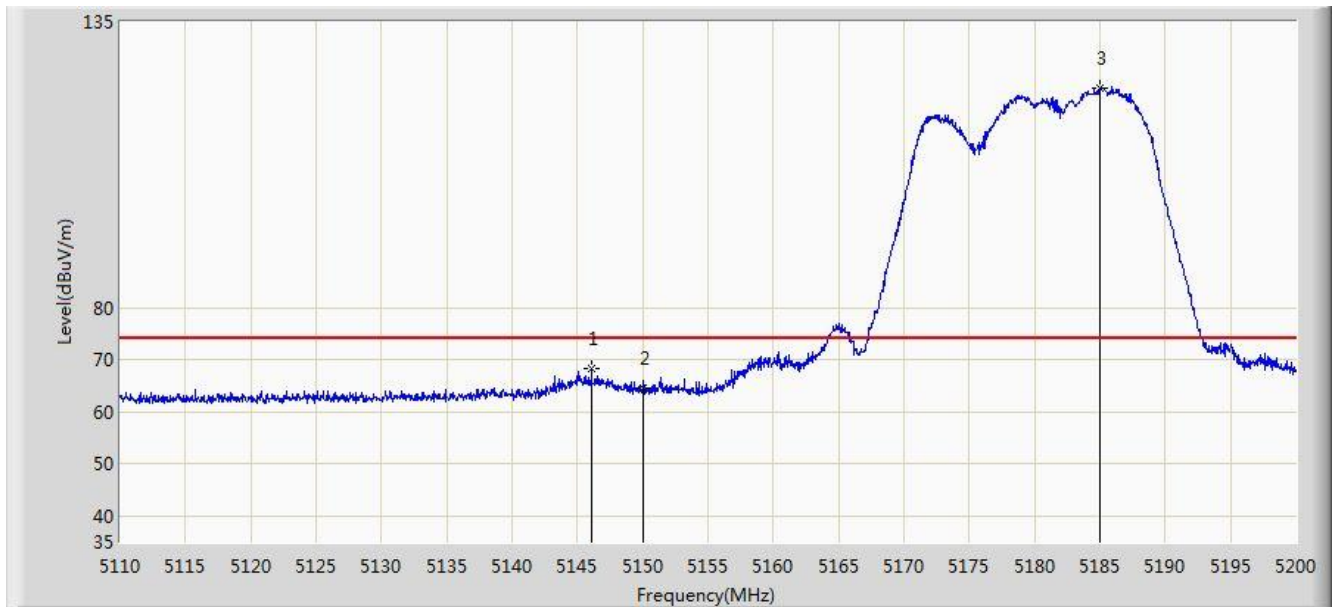


No	Flag	Mark	Frequency (MHz)	Measure Level (dBuV/m)	Reading Level (dBuV)	Margin (dB)	Limit (dBuV/m)	Factor (dB)	Type
1			5797.837	108.953	103.520	N/A	N/A	5.433	PK
2			5850.000	63.164	57.438	-59.036	122.200	5.726	PK
3			5855.000	62.712	56.966	-48.088	110.800	5.746	PK
4			5875.000	61.590	55.770	-43.610	105.200	5.820	PK
5			5925.000	61.771	55.805	-12.229	74.000	5.967	PK
6		*	5933.400	63.393	57.406	-10.607	74.000	5.988	PK

Note: Measure Level (dBuV/m) = Reading Level (dBuV) + Factor (dB)

Factor (dB) = Cable Loss (dB) + Antenna Factor (dB/m) - Pre_Amplifier Gain (dB)

Site: AC1	Time: 2016/09/09 - 20:01
Limit: FCC_Part15.209_RE(3m)	Engineer: Kevin Ke
Probe: BBHA9120D_1GHz_18GHz	Polarity: Horizontal
EUT: US WI-FI AP 4X4 OD ext. antenna	Power:DC 54V
Test Mode: Transmit at channel 5180MHz by 802.11ac-VHT20 Ant 0+1+2+3	

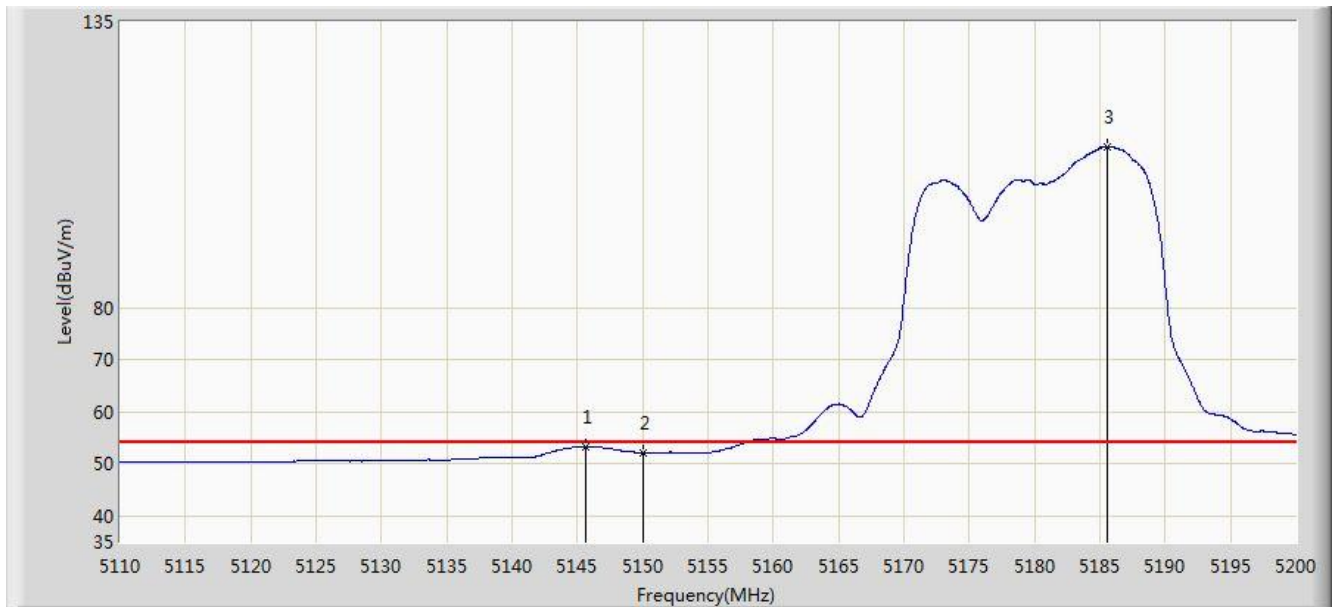


No	Flag	Mark	Frequency (MHz)	Measure Level (dBuV/m)	Reading Level (dBuV)	Margin (dB)	Limit (dBuV/m)	Factor (dB)	Type
1			5146.090	68.198	64.022	-5.802	74.000	4.175	PK
2			5150.000	64.697	60.528	-9.303	74.000	4.170	PK
3		*	5184.970	122.264	118.213	N/A	N/A	4.052	PK

Note: Measure Level (dB μ V/m) = Reading Level (dB μ V) + Factor (dB)

Factor (dB) = Cable Loss (dB) + Antenna Factor (dB/m) - Pre_Amplifier Gain (dB)

Site: AC1	Time: 2016/09/09 - 20:00
Limit: FCC_Part15.209_RE(3m)	Engineer: Kevin Ke
Probe: BBHA9120D_1GHz_18GHz	Polarity: Horizontal
EUT: US WI-FI AP 4X4 OD ext. antenna	Power:DC 54V
Test Mode: Transmit at channel 5180MHz by 802.11ac-VHT20 Ant 0+1+2+3	

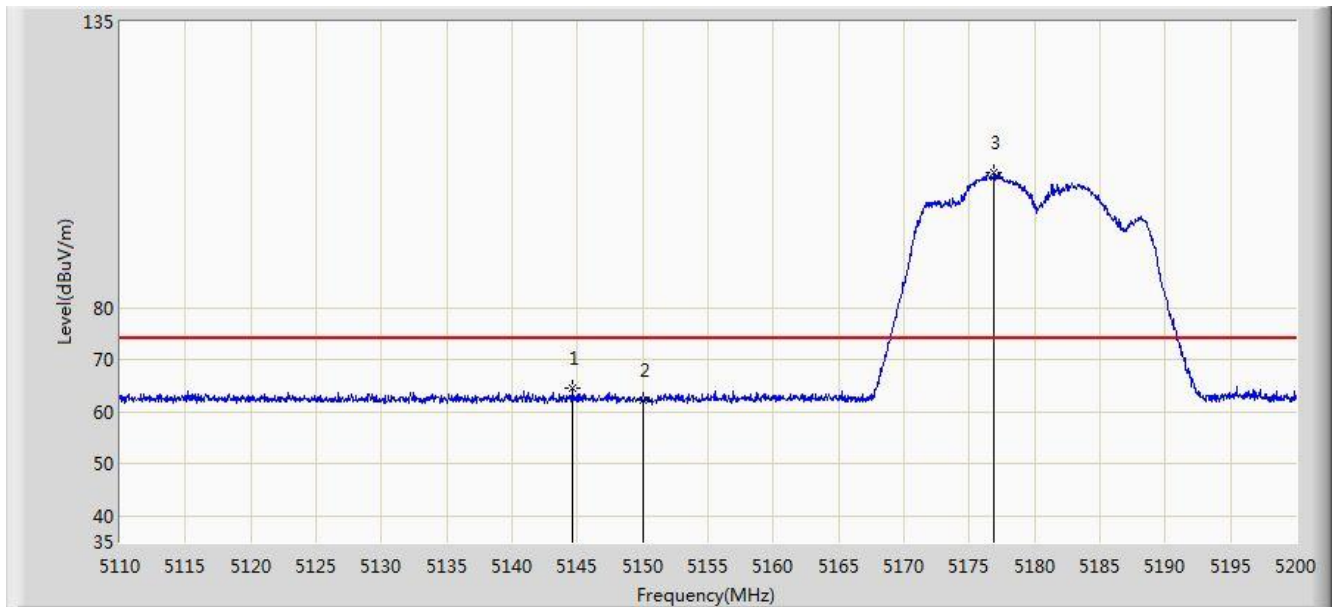


No	Flag	Mark	Frequency (MHz)	Measure Level (dBuV/m)	Reading Level (dBuV)	Margin (dB)	Limit (dBuV/m)	Factor (dB)	Type
1			5145.640	53.356	49.180	-0.644	54.000	4.176	AV
2			5150.000	52.133	47.964	-1.867	54.000	4.170	AV
3	X	*	5185.555	110.873	106.824	N/A	N/A	4.049	AV

Note: Measure Level (dB μ V/m) = Reading Level (dB μ V) + Factor (dB)

Factor (dB) = Cable Loss (dB) + Antenna Factor (dB/m) - Pre_Amplifier Gain (dB)

Site: AC1	Time: 2016/09/09 - 20:07
Limit: FCC_Part15.209_RE(3m)	Engineer: Kevin Ke
Probe: BBHA9120D_1GHz_18GHz	Polarity: Vertical
EUT: US WI-FI AP 4X4 OD ext. antenna	Power:DC 54V
Test Mode: Transmit at channel 5180MHz by 802.11ac-VHT20 Ant 0+1+2+3	

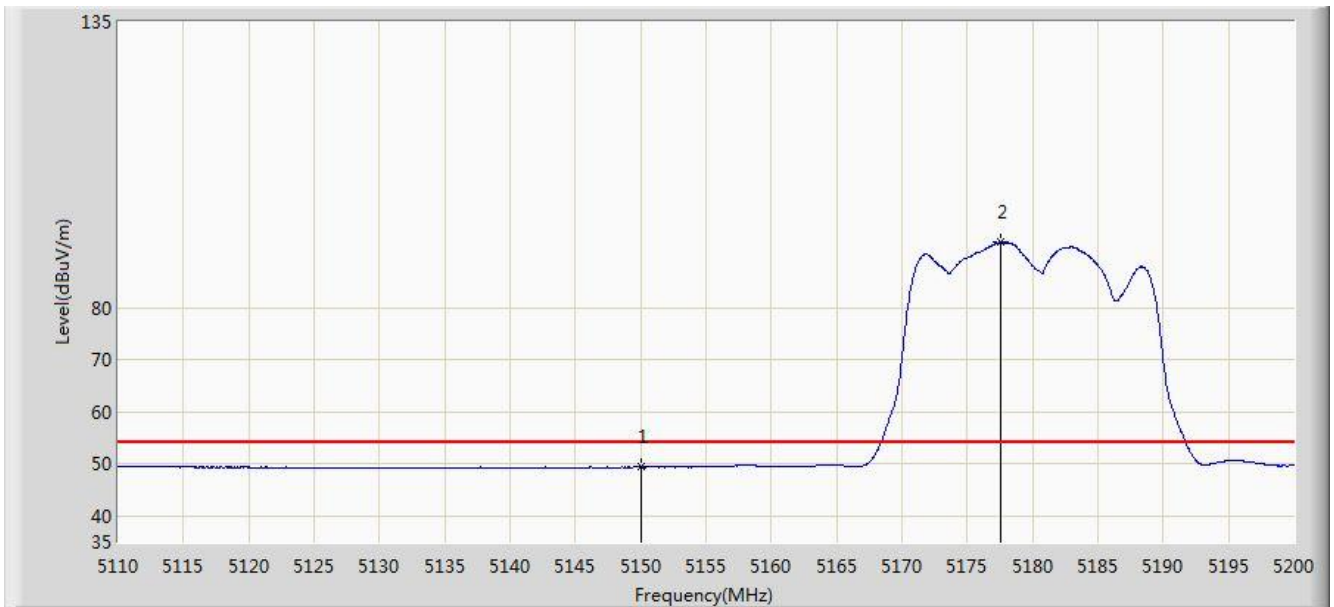


No	Flag	Mark	Frequency (MHz)	Measure Level (dBuV/m)	Reading Level (dBuV)	Margin (dB)	Limit (dBuV/m)	Factor (dB)	Type
1			5144.605	64.518	60.342	-9.482	74.000	4.176	PK
2			5150.000	62.147	57.978	-11.853	74.000	4.170	PK
3		*	5176.915	106.046	101.966	N/A	N/A	4.080	PK

Note: Measure Level (dB μ V/m) = Reading Level (dB μ V) + Factor (dB)

Factor (dB) = Cable Loss (dB) + Antenna Factor (dB/m) - Pre_Amplifier Gain (dB)

Site: AC1	Time: 2016/09/09 - 20:10
Limit: FCC_Part15.209_RE(3m)	Engineer: Kevin Ke
Probe: BBHA9120D_1GHz_18GHz	Polarity: Vertical
EUT: US WI-FI AP 4X4 OD ext. antenna	Power:DC 54V
Test Mode: Transmit at channel 5180MHz by 802.11ac-VHT20 Ant 0+1+2+3	

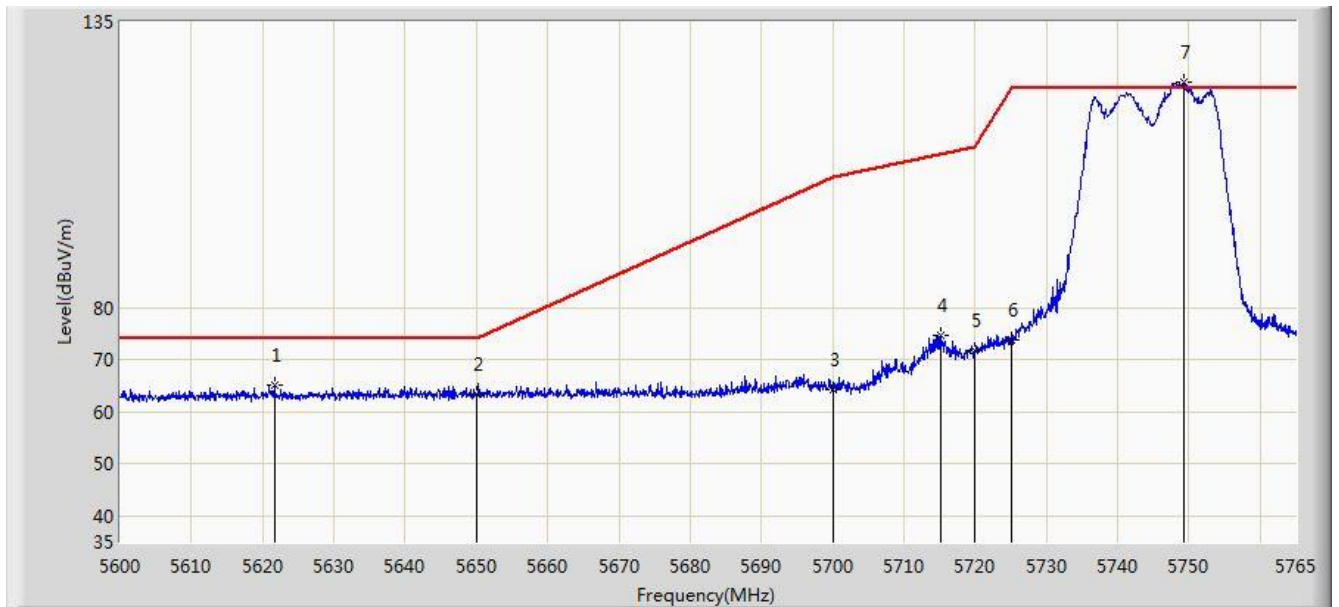


No	Flag	Mark	Frequency (MHz)	Measure Level (dBuV/m)	Reading Level (dBuV)	Margin (dB)	Limit (dBuV/m)	Factor (dB)	Type
1			5150.000	49.384	45.215	-4.616	54.000	4.170	AV
2		*	5177.545	92.615	88.537	N/A	N/A	4.077	AV

Note: Measure Level (dBμV/m) = Reading Level (dBμV) + Factor (dB)

Factor (dB) = Cable Loss (dB) + Antenna Factor (dB/m) - Pre_Amplifier Gain (dB)

Site: AC1	Time: 2016/09/09 - 21:27
Limit: FCC_Part15.407_RE(3m)	Engineer: Kevin Ke
Probe: BBHA9120D_1GHz_18GHz	Polarity: Horizontal
EUT: US WI-FI AP 4X4 OD ext. antenna	Power:DC 54V
Test Mode: Transmit at channel 5745MHz by 802.11ac-VHT20 Ant 0+1+2+3	

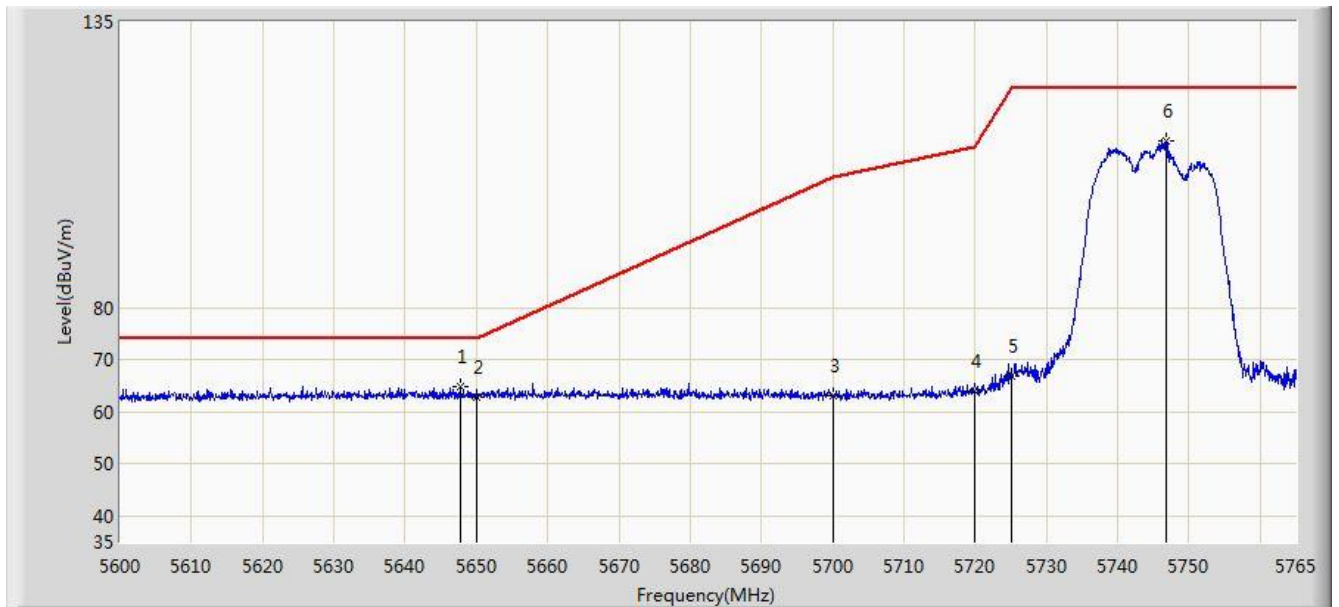


No	Flag	Mark	Frequency (MHz)	Measure Level (dBuV/m)	Reading Level (dBuV)	Margin (dB)	Limit (dBuV/m)	Factor (dB)	Type
1			5621.615	65.099	60.514	-8.901	74.000	4.586	PK
2			5650.000	63.347	58.676	-10.653	74.000	4.671	PK
3			5700.000	64.318	59.440	-40.882	105.200	4.878	PK
4			5715.252	74.830	69.864	-34.642	109.472	4.967	PK
5			5720.000	71.776	66.779	-39.024	110.800	4.997	PK
6			5725.000	73.738	68.709	-48.462	122.200	5.029	PK
7		*	5749.243	123.345	118.166	N/A	N/A	5.179	PK

Note: Measure Level (dB μ V/m) = Reading Level (dB μ V) + Factor (dB)

Factor (dB) = Cable Loss (dB) + Antenna Factor (dB/m) - Pre_Amplifier Gain (dB)

Site: AC1	Time: 2016/09/09 - 21:28
Limit: FCC_Part15.407_RE(3m)	Engineer: Kevin Ke
Probe: BBHA9120D_1GHz_18GHz	Polarity: Vertical
EUT: US WI-FI AP 4X4 OD ext. antenna	Power:DC 54V
Test Mode: Transmit at channel 5745MHz by 802.11ac-VHT20 Ant 0+1+2+3	

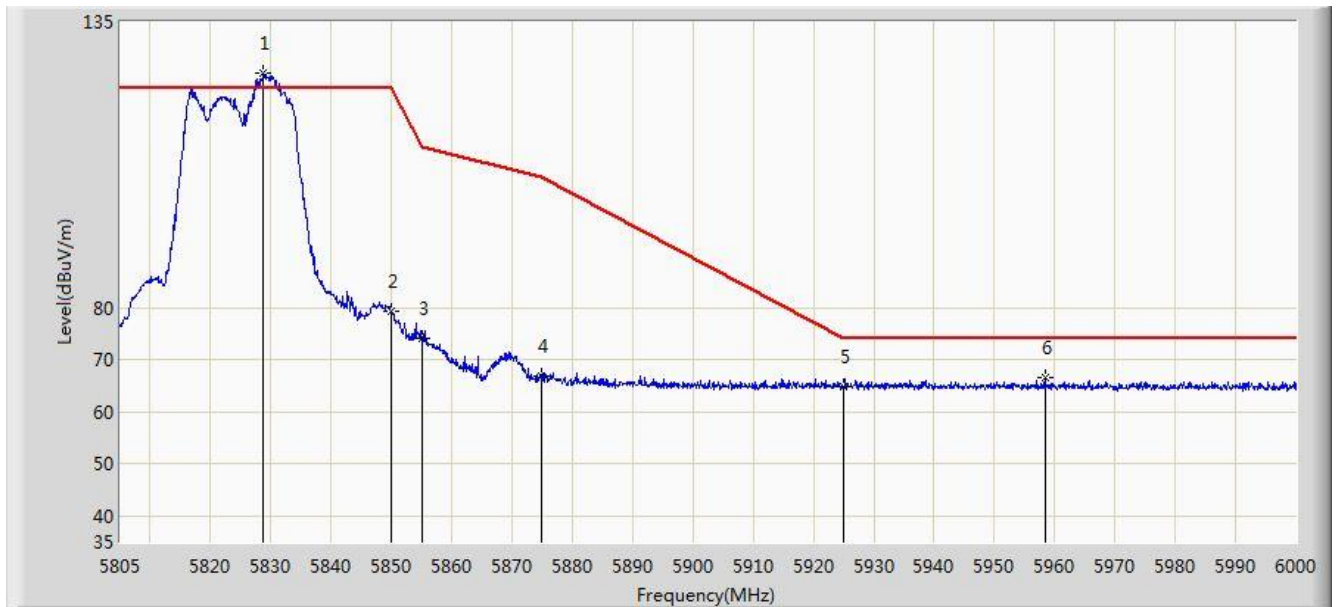


No	Flag	Mark	Frequency (MHz)	Measure Level (dBuV/m)	Reading Level (dBuV)	Margin (dB)	Limit (dBuV/m)	Factor (dB)	Type
1		*	5647.685	64.866	60.203	-9.134	74.000	4.663	PK
2			5650.000	62.777	58.106	-11.223	74.000	4.671	PK
3			5700.000	63.227	58.349	-41.973	105.200	4.878	PK
4			5720.000	63.958	58.961	-46.842	110.800	4.997	PK
5			5725.000	66.923	61.894	-55.277	122.200	5.029	PK
6			5746.768	112.191	107.026	N/A	N/A	5.165	PK

Note: Measure Level (dBuV/m) = Reading Level (dBuV) + Factor (dB)

Factor (dB) = Cable Loss (dB) + Antenna Factor (dB/m) - Pre_Amplifier Gain (dB)

Site: AC1	Time: 2016/09/09 - 21:30
Limit: FCC_Part15.407_RE(3m)	Engineer: Kevin Ke
Probe: BBHA9120D_1GHz_18GHz	Polarity: Horizontal
EUT: US WI-FI AP 4X4 OD ext. antenna	Power:DC 54V
Test Mode: Transmit at channel 5825MHz by 802.11ac-VHT20 Ant 0+1+2+3	

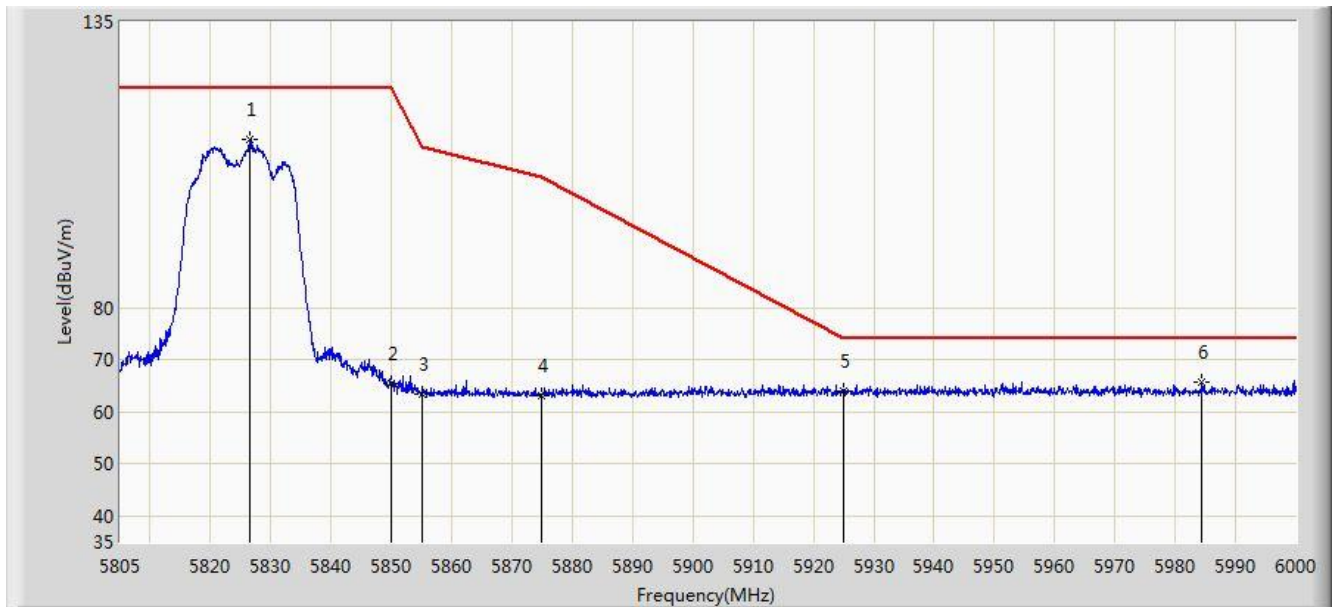


No	Flag	Mark	Frequency (MHz)	Measure Level (dBuV/m)	Reading Level (dBuV)	Margin (dB)	Limit (dBuV/m)	Factor (dB)	Type
1		*	5828.790	125.254	119.644	N/A	N/A	5.610	PK
2			5850.000	79.281	73.555	-42.919	122.200	5.726	PK
3			5855.000	74.078	68.332	-36.722	110.800	5.746	PK
4			5875.000	66.803	60.983	-38.397	105.200	5.820	PK
5			5925.000	64.806	58.840	-9.194	74.000	5.967	PK
6			5958.368	66.564	60.523	-7.436	74.000	6.041	PK

Note: Measure Level (dBuV/m) = Reading Level (dBuV) + Factor (dB)

Factor (dB) = Cable Loss (dB) + Antenna Factor (dB/m) - Pre_Amplifier Gain (dB)

Site: AC1	Time: 2016/09/09 - 21:31
Limit: FCC_Part15.407_RE(3m)	Engineer: Kevin Ke
Probe: BBHA9120D_1GHz_18GHz	Polarity: Vertical
EUT: US WI-FI AP 4X4 OD ext. antenna	Power:DC 54V
Test Mode: Transmit at channel 5825MHz by 802.11ac-VHT20 Ant 0+1+2+3	

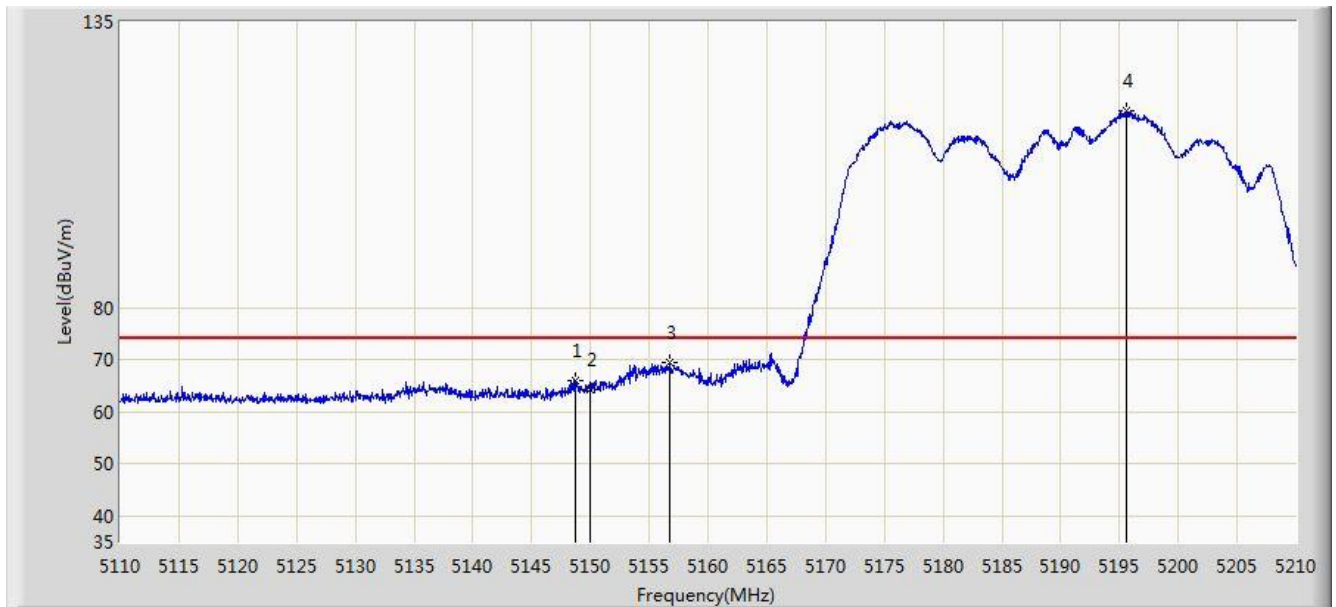


No	Flag	Mark	Frequency (MHz)	Measure Level (dBuV/m)	Reading Level (dBuV)	Margin (dB)	Limit (dBuV/m)	Factor (dB)	Type
1			5826.450	112.515	106.919	N/A	N/A	5.596	PK
2			5850.000	65.449	59.723	-56.751	122.200	5.726	PK
3			5855.000	63.362	57.616	-47.438	110.800	5.746	PK
4			5875.000	63.125	57.305	-42.075	105.200	5.820	PK
5			5925.000	64.104	58.138	-9.896	74.000	5.967	PK
6		*	5984.400	65.606	59.521	-8.394	74.000	6.085	PK

Note: Measure Level (dBuV/m) = Reading Level (dBuV) + Factor (dB)

Factor (dB) = Cable Loss (dB) + Antenna Factor (dB/m) - Pre_Amplifier Gain (dB)

Site: AC1	Time: 2016/09/09 - 21:53
Limit: FCC_Part15.209_RE(3m)	Engineer: Kevin Ke
Probe: BBHA9120D_1GHz_18GHz	Polarity: Horizontal
EUT: US WI-FI AP 4X4 OD ext. antenna	Power:DC 54V
Test Mode: Transmit at channel 5190MHz by 802.11ac-VHT40 Ant 0+1+2+3	

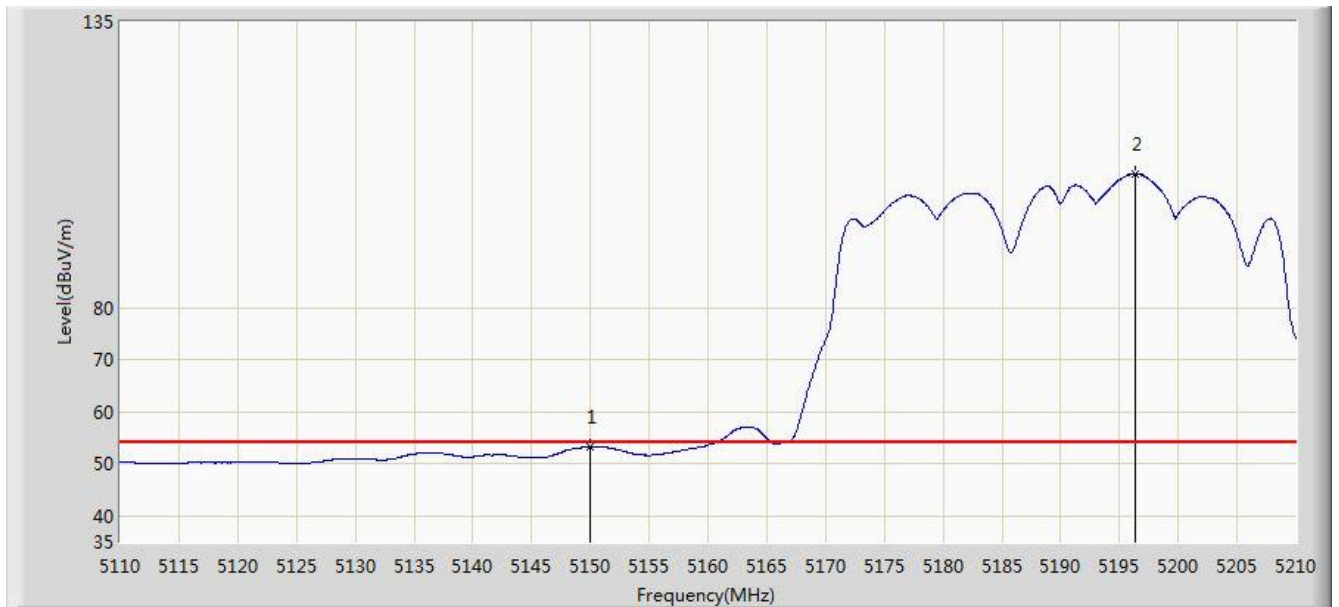


No	Flag	Mark	Frequency (MHz)	Measure Level (dBuV/m)	Reading Level (dBuV)	Margin (dB)	Limit (dBuV/m)	Factor (dB)	Type
1			5148.750	66.125	61.952	-7.875	74.000	4.174	PK
2			5150.000	64.332	60.163	-9.668	74.000	4.170	PK
3			5156.800	69.402	65.254	-4.598	74.000	4.148	PK
4		*	5195.650	117.892	113.879	N/A	N/A	4.013	PK

Note: Measure Level (dB μ V/m) = Reading Level (dB μ V) + Factor (dB)

Factor (dB) = Cable Loss (dB) + Antenna Factor (dB/m) - Pre_Amplifier Gain (dB)

Site: AC1	Time: 2016/09/09 - 21:51
Limit: FCC_Part15.209_RE(3m)	Engineer: Kevin Ke
Probe: BBHA9120D_1GHz_18GHz	Polarity: Horizontal
EUT: US WI-FI AP 4X4 OD ext. antenna	Power:DC 54V
Test Mode: Transmit at channel 5190MHz by 802.11ac-VHT40 Ant 0+1+2+3	

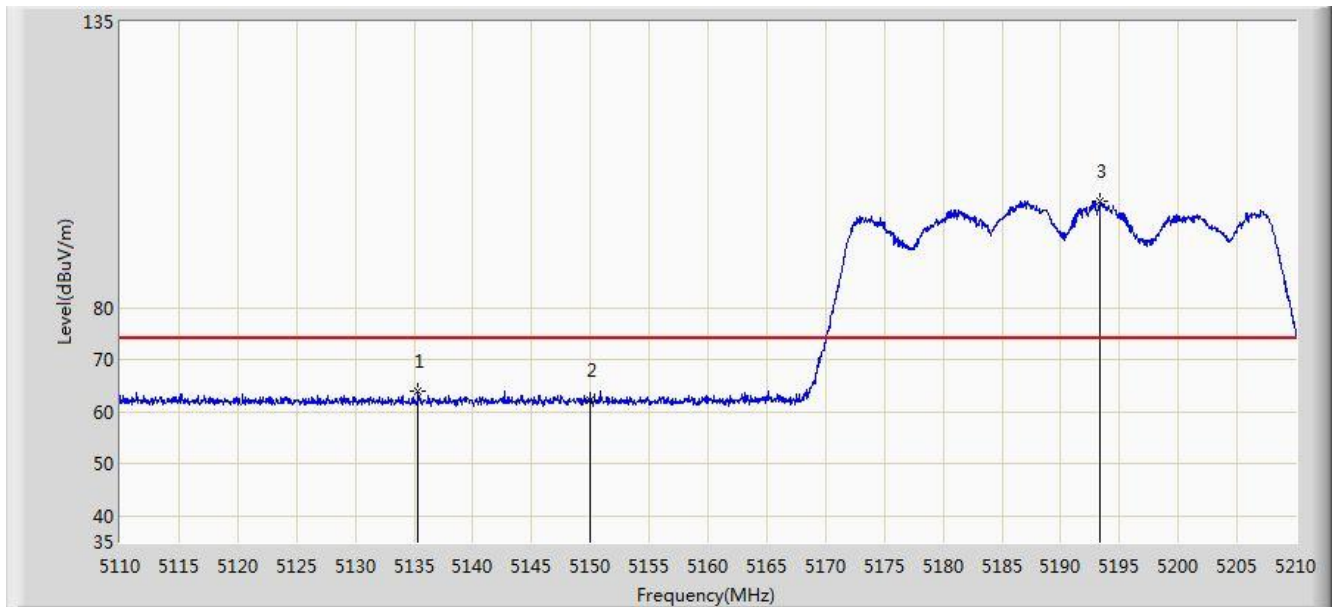


No	Flag	Mark	Frequency (MHz)	Measure Level (dBuV/m)	Reading Level (dBuV)	Margin (dB)	Limit (dBuV/m)	Factor (dB)	Type
1			5150.000	53.320	49.151	-0.680	54.000	4.170	AV
2		*	5196.400	105.684	101.673	N/A	N/A	4.010	AV

Note: Measure Level (dBμV/m) = Reading Level (dBμV) + Factor (dB)

Factor (dB) = Cable Loss (dB) + Antenna Factor (dB/m) - Pre_Amplifier Gain (dB)

Site: AC1	Time: 2016/09/09 - 21:55
Limit: FCC_Part15.209_RE(3m)	Engineer: Kevin Ke
Probe: BBHA9120D_1GHz_18GHz	Polarity: Vertical
EUT: US WI-FI AP 4X4 OD ext. antenna	Power:DC 54V
Test Mode: Transmit at channel 5190MHz by 802.11ac-VHT40 Ant 0+1+2+3	

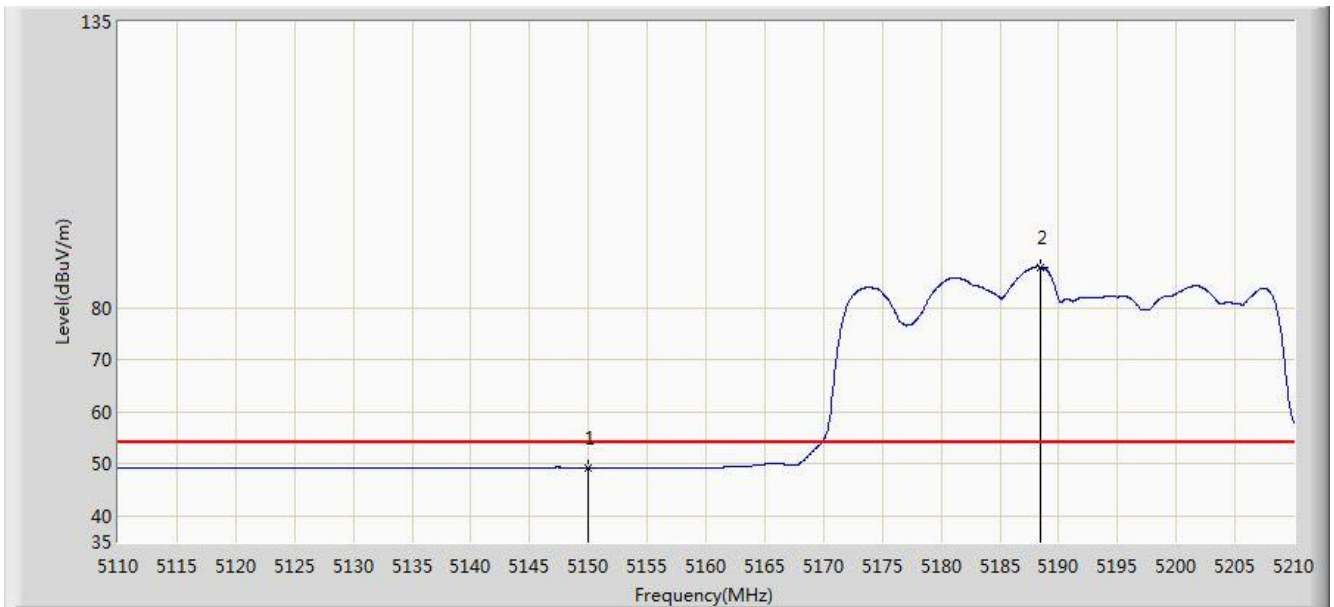


No	Flag	Mark	Frequency (MHz)	Measure Level (dBuV/m)	Reading Level (dBuV)	Margin (dB)	Limit (dBuV/m)	Factor (dB)	Type
1			5135.350	64.039	59.864	-9.961	74.000	4.175	PK
2			5150.000	62.285	58.116	-11.715	74.000	4.170	PK
3		*	5193.350	100.417	96.395	N/A	N/A	4.021	PK

Note: Measure Level (dB μ V/m) = Reading Level (dB μ V) + Factor (dB)

Factor (dB) = Cable Loss (dB) + Antenna Factor (dB/m) - Pre_Amplifier Gain (dB)

Site: AC1	Time: 2016/09/09 - 21:57
Limit: FCC_Part15.209_RE(3m)	Engineer: Kevin Ke
Probe: BBHA9120D_1GHz_18GHz	Polarity: Vertical
EUT: US WI-FI AP 4X4 OD ext. antenna	Power:DC 54V
Test Mode: Transmit at channel 5190MHz by 802.11ac-VHT40 Ant 0+1+2+3	

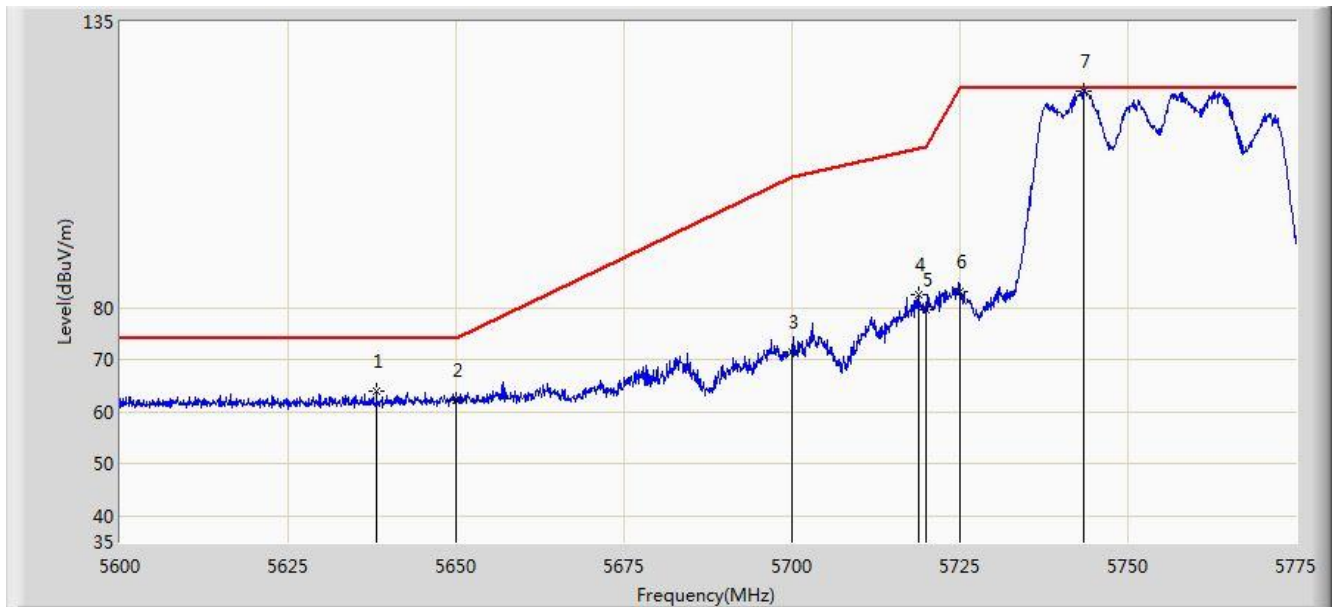


No	Flag	Mark	Frequency (MHz)	Measure Level (dBuV/m)	Reading Level (dBuV)	Margin (dB)	Limit (dBuV/m)	Factor (dB)	Type
1			5150.000	49.259	45.090	-4.741	54.000	4.170	AV
2		*	5188.500	87.807	83.768	N/A	N/A	4.039	AV

Note: Measure Level (dBμV/m) = Reading Level (dBμV) + Factor (dB)

Factor (dB) = Cable Loss (dB) + Antenna Factor (dB/m) - Pre_Amplifier Gain (dB)

Site: AC1	Time: 2016/09/09 - 23:22
Limit: FCC_Part15.407_RE(3m)	Engineer: Kevin Ke
Probe: BBHA9120D_1GHz_18GHz	Polarity: Horizontal
EUT: US WI-FI AP 4X4 OD ext. antenna	Power:DC 54V
Test Mode: Transmit at channel 5755MHz by 802.11ac-VHT40 Ant 0+1+2+3	

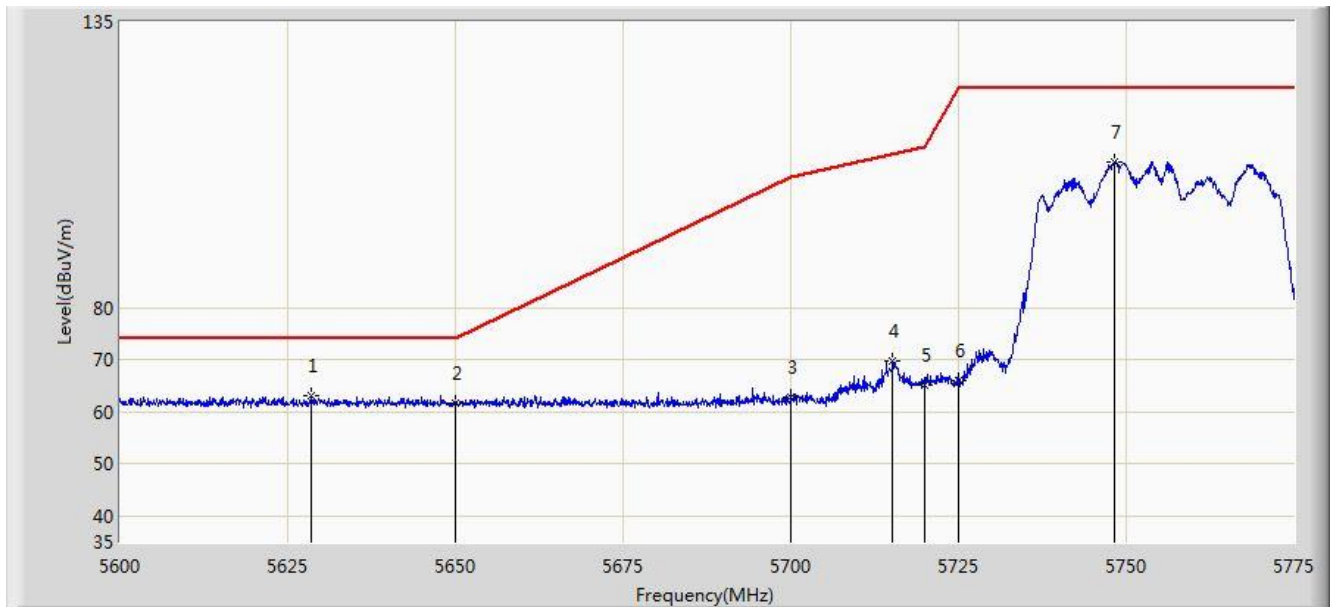


No	Flag	Mark	Frequency (MHz)	Measure Level (dBuV/m)	Reading Level (dBuV)	Margin (dB)	Limit (dBuV/m)	Factor (dB)	Type
1			5638.150	63.987	59.355	-10.013	74.000	4.632	PK
2			5650.000	62.342	57.671	-11.658	74.000	4.671	PK
3			5700.000	71.616	66.738	-33.584	105.200	4.878	PK
4			5718.913	82.437	77.447	-28.059	110.496	4.990	PK
5			5720.000	79.742	74.745	-31.058	110.800	4.997	PK
6			5725.000	83.031	78.002	-39.169	122.200	5.029	PK
7		*	5743.325	121.800	116.655	N/A	N/A	5.145	PK

Note: Measure Level (dBμV/m) = Reading Level (dBμV) + Factor (dB)

Factor (dB) = Cable Loss (dB) + Antenna Factor (dB/m) - Pre_Amplifier Gain (dB)

Site: AC1	Time: 2016/09/09 - 23:24
Limit: FCC_Part15.407_RE(3m)	Engineer: Kevin Ke
Probe: BBHA9120D_1GHz_18GHz	Polarity: Vertical
EUT: US WI-FI AP 4X4 OD ext. antenna	Power:DC 54V
Test Mode: Transmit at channel 5755MHz by 802.11ac-VHT40 Ant 0+1+2+3	

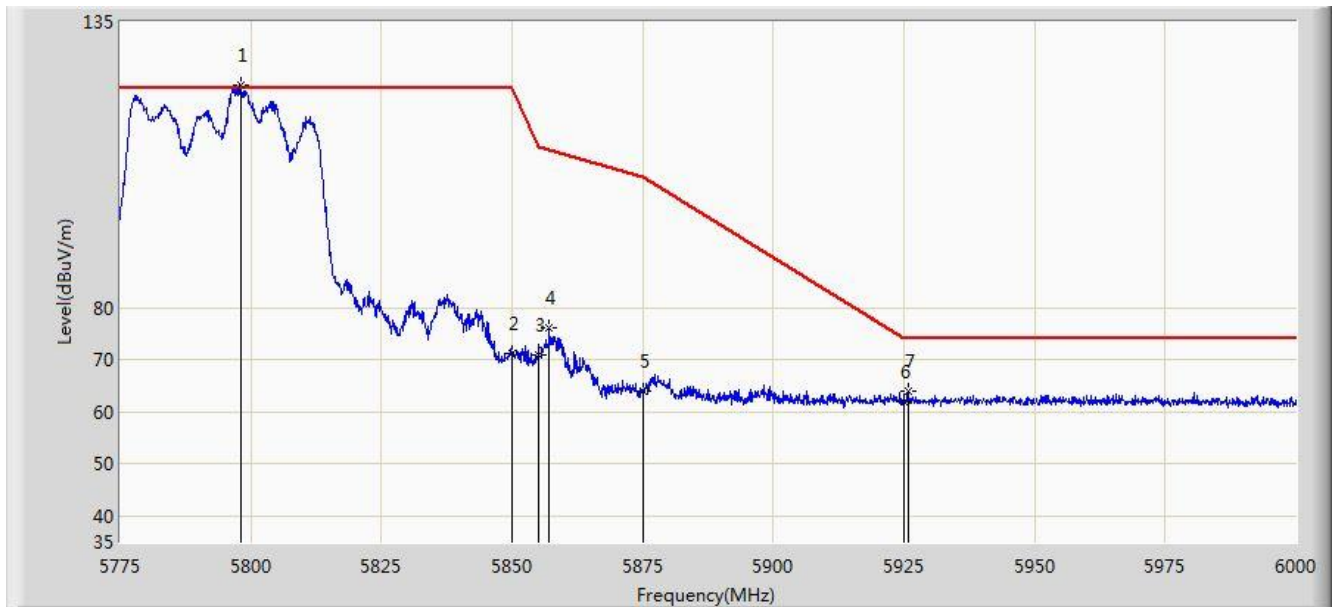


No	Flag	Mark	Frequency (MHz)	Measure Level (dBuV/m)	Reading Level (dBuV)	Margin (dB)	Limit (dBuV/m)	Factor (dB)	Type
1		*	5628.612	63.153	58.548	-10.847	74.000	4.605	PK
2			5650.000	61.729	57.058	-12.271	74.000	4.671	PK
3			5700.000	62.780	57.902	-42.420	105.200	4.878	PK
4			5715.237	69.920	64.954	-39.548	109.468	4.967	PK
5			5720.000	65.245	60.248	-45.555	110.800	4.997	PK
6			5725.000	66.087	61.058	-56.113	122.200	5.029	PK
7			5748.138	108.184	103.011	N/A	N/A	5.173	PK

Note: Measure Level (dBμV/m) = Reading Level (dBμV) + Factor (dB)

Factor (dB) = Cable Loss (dB) + Antenna Factor (dB/m) - Pre_Amplifier Gain (dB)

Site: AC1	Time: 2016/09/09 - 23:27
Limit: FCC_Part15.407_RE(3m)	Engineer: Kevin Ke
Probe: BBHA9120D_1GHz_18GHz	Polarity: Horizontal
EUT: US WI-FI AP 4X4 OD ext. antenna	Power:DC 54V
Test Mode: Transmit at channel 5795MHz by 802.11ac-VHT40 Ant 0+1+2+3	

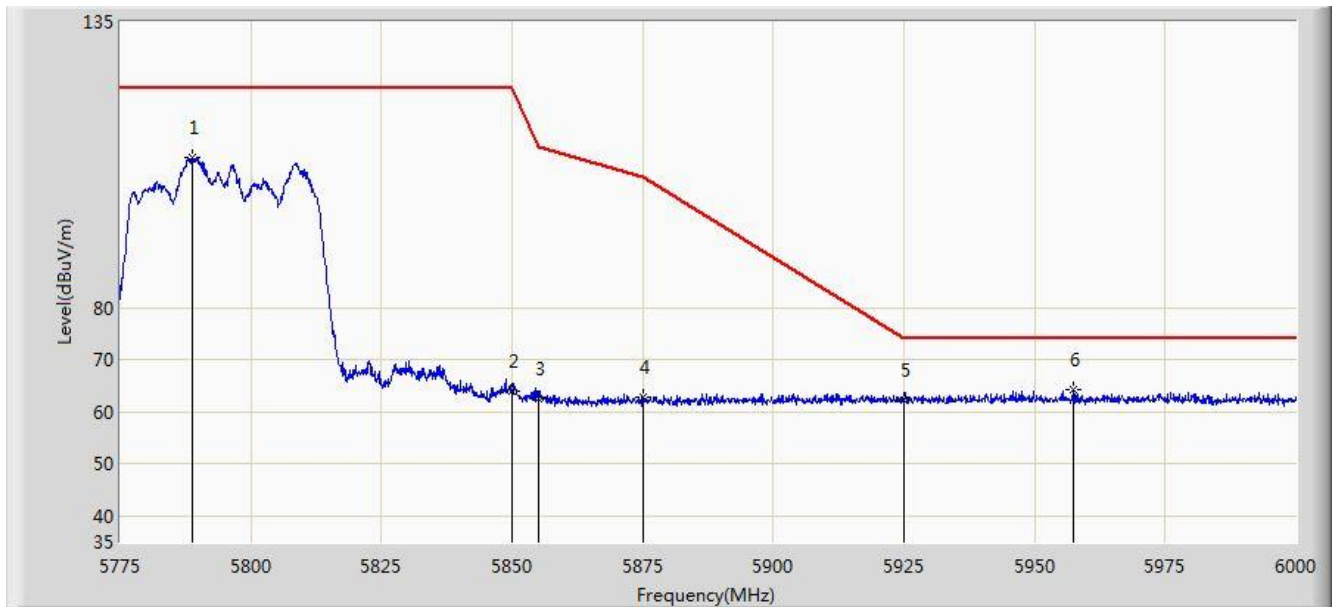


No	Flag	Mark	Frequency (MHz)	Measure Level (dBuV/m)	Reading Level (dBuV)	Margin (dB)	Limit (dBuV/m)	Factor (dB)	Type
1		*	5798.062	122.818	117.384	N/A	N/A	5.435	PK
2			5850.000	71.184	65.458	-51.016	122.200	5.726	PK
3			5855.000	71.014	65.268	-39.786	110.800	5.746	PK
4			5857.125	76.266	70.511	-33.938	110.204	5.755	PK
5			5875.000	63.958	58.138	-41.242	105.200	5.820	PK
6			5925.000	61.833	55.867	-12.167	74.000	5.967	PK
7			5925.975	63.869	57.900	-10.131	74.000	5.969	PK

Note: Measure Level (dBμV/m) = Reading Level (dBμV) + Factor (dB)

Factor (dB) = Cable Loss (dB) + Antenna Factor (dB/m) - Pre_Amplifier Gain (dB)

Site: AC1	Time: 2016/09/09 - 23:28
Limit: FCC_Part15.407_RE(3m)	Engineer: Kevin Ke
Probe: BBHA9120D_1GHz_18GHz	Polarity: Vertical
EUT: US WI-FI AP 4X4 OD ext. antenna	Power:DC 54V
Test Mode: Transmit at channel 5795MHz by 802.11ac-VHT40 Ant 0+1+2+3	



No	Flag	Mark	Frequency (MHz)	Measure Level (dBuV/m)	Reading Level (dBuV)	Margin (dB)	Limit (dBuV/m)	Factor (dB)	Type
1			5788.950	108.804	103.417	N/A	N/A	5.386	PK
2			5850.000	63.909	58.183	-58.291	122.200	5.726	PK
3			5855.000	62.513	56.767	-48.287	110.800	5.746	PK
4			5875.000	62.863	57.043	-42.337	105.200	5.820	PK
5			5925.000	62.302	56.336	-11.698	74.000	5.967	PK
6		*	5957.475	64.407	58.368	-9.593	74.000	6.040	PK

Note: Measure Level (dBuV/m) = Reading Level (dBuV) + Factor (dB)

Factor (dB) = Cable Loss (dB) + Antenna Factor (dB/m) - Pre_Amplifier Gain (dB)