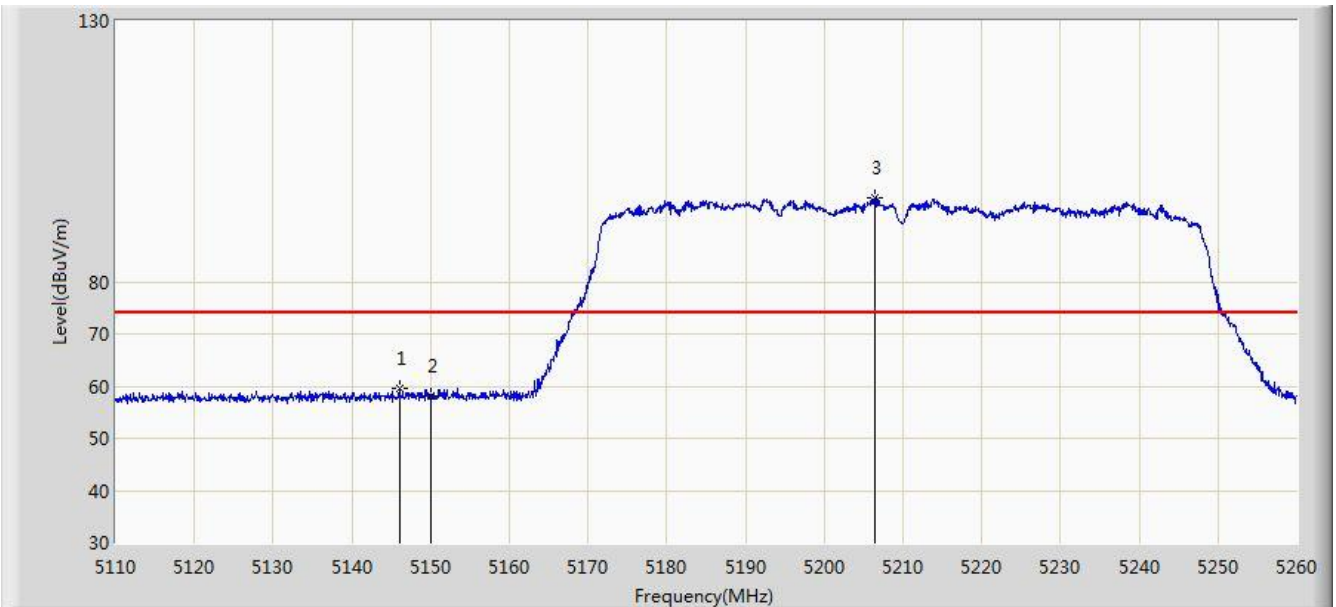


Site: AC1	Time: 2016/12/03 - 16:13
Limit: FCC_Part15.209_RE(3m)	Engineer: Kevin Ke
Probe: BBHA9120D_1GHz_18GHz	Polarity: Vertical
EUT: US WI-FI AP 4X4 OD ext. antenna	Power: DC 54V
Test Mode: Transmit by 802.11ac-VHT80+80 at Channel 5210MHz+5775MHz Ant 0 + 1 + 2 + 3	

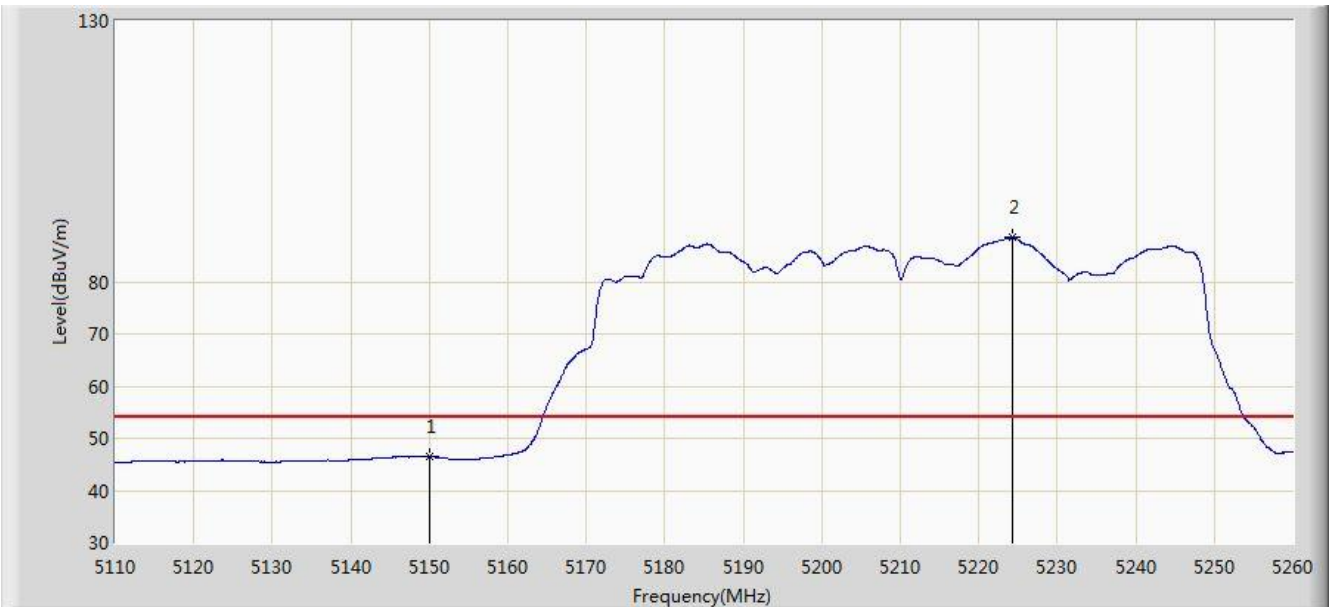


No	Flag	Mark	Frequency (MHz)	Measure Level (dBuV/m)	Reading Level (dBuV)	Margin (dB)	Limit (dBuV/m)	Factor (dB)	Type
1			5146.000	59.478	55.302	-14.522	74.000	4.176	PK
2			5150.000	58.177	54.008	-15.823	74.000	4.170	PK
3		*	5206.375	96.077	92.098	N/A	N/A	3.980	PK

Note: Measure Level (dBμV/m) = Reading Level (dBμV) + Factor (dB)

Factor (dB) = Cable Loss (dB) + Antenna Factor (dB/m) - Pre\_Amplifier Gain (dB)

Site: AC1	Time: 2016/12/03 - 16:14
Limit: FCC_Part15.209_RE(3m)	Engineer: Kevin Ke
Probe: BBHA9120D_1GHz_18GHz	Polarity: Vertical
EUT: US WI-FI AP 4X4 OD ext. antenna	Power: DC 54V
Test Mode: Transmit by 802.11ac-VHT80+80 at Channel 5210MHz+5775MHz Ant 0 + 1 + 2 + 3	

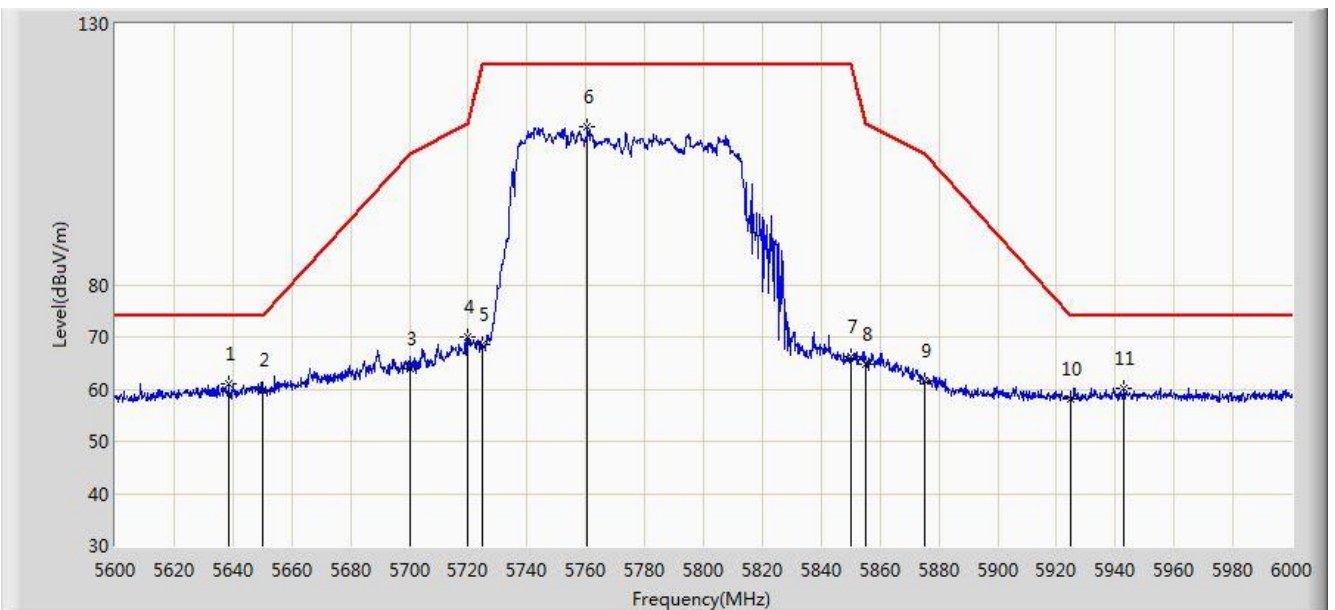


No	Flag	Mark	Frequency (MHz)	Measure Level (dBuV/m)	Reading Level (dBuV)	Margin (dB)	Limit (dBuV/m)	Factor (dB)	Type
1			5150.000	46.416	42.247	-7.584	54.000	4.170	AV
2		*	5224.225	88.503	84.577	N/A	N/A	3.927	AV

Note: Measure Level (dBμV/m) = Reading Level (dBμV) + Factor (dB)

Factor (dB) = Cable Loss (dB) + Antenna Factor (dB/m) - Pre\_Amplifier Gain (dB)

Site: AC1	Time: 2016/12/03 - 16:18
Limit: FCC_Part15.407_RE(3m)	Engineer: Kevin Ke
Probe: BBHA9120D_1GHz_18GHz	Polarity: Vertical
EUT: US WI-FI AP 4X4 OD ext. antenna	Power: DC 54V
Test Mode: Transmit by 802.11ac-VHT80+80 at Channel 5210MHz+5775MHz Ant 0 + 1 + 2 + 3	

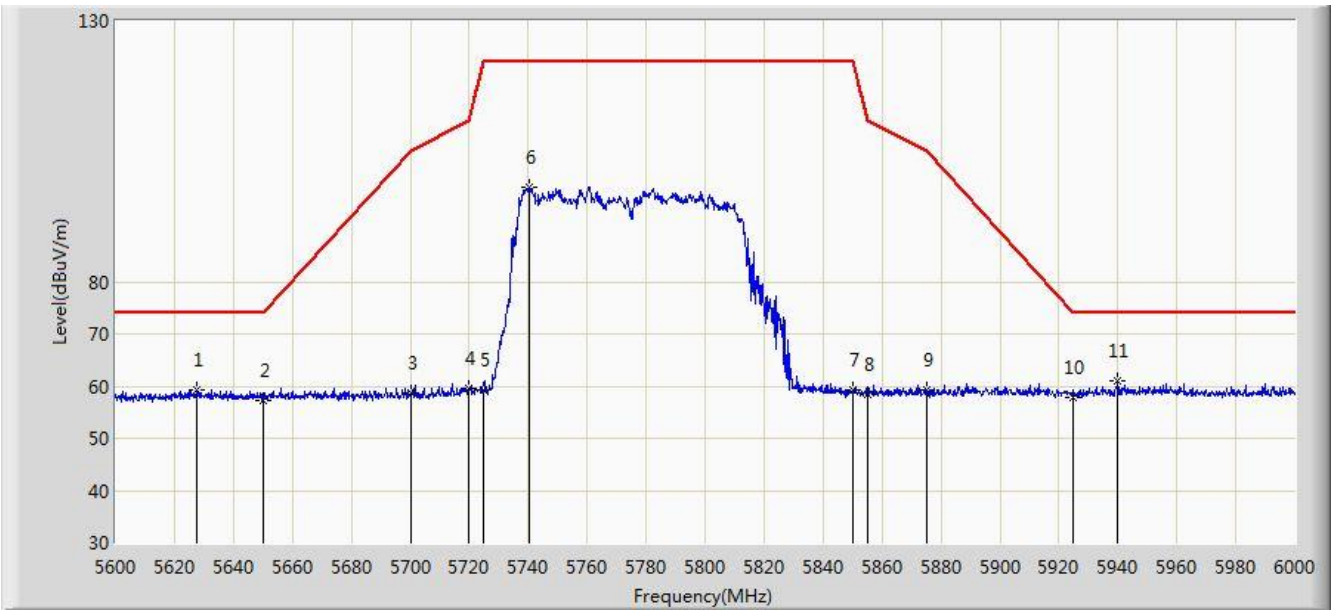


No	Flag	Mark	Frequency (MHz)	Measure Level (dBuV/m)	Reading Level (dBuV)	Margin (dB)	Limit (dBuV/m)	Factor (dB)	Type
1			5638.600	60.916	56.282	-13.084	74.000	4.634	PK
2			5650.000	59.885	55.214	-14.115	74.000	4.671	PK
3			5700.000	63.903	59.025	-41.297	105.200	4.878	PK
4			5720.000	69.946	64.949	-40.854	110.800	4.997	PK
5			5725.000	68.455	63.426	-53.745	122.200	5.029	PK
6		*	5760.600	110.356	105.113	N/A	N/A	5.244	PK
7			5850.000	66.182	60.456	-56.018	122.200	5.726	PK
8			5855.000	64.865	59.119	-45.935	110.800	5.746	PK
9			5875.000	61.600	55.780	-43.600	105.200	5.820	PK
10			5925.000	58.017	52.051	-15.983	74.000	5.967	PK
11			5942.800	60.042	54.032	-13.958	74.000	6.010	PK

Note: Measure Level (dBuV/m) = Reading Level (dBuV) + Factor (dB)

Factor (dB) = Cable Loss (dB) + Antenna Factor (dB/m) - Pre\_Amplifier Gain (dB)

Site: AC1	Time: 2016/12/03 - 16:19
Limit: FCC_Part15.407_RE(3m)	Engineer: Kevin Ke
Probe: BBHA9120D_1GHz_18GHz	Polarity: Vertical
EUT: US WI-FI AP 4X4 OD ext. antenna	Power: DC 54V
Test Mode: Transmit by 802.11ac-VHT80+80 at Channel 5210MHz+5775MHz Ant 0 + 1 + 2 + 3	



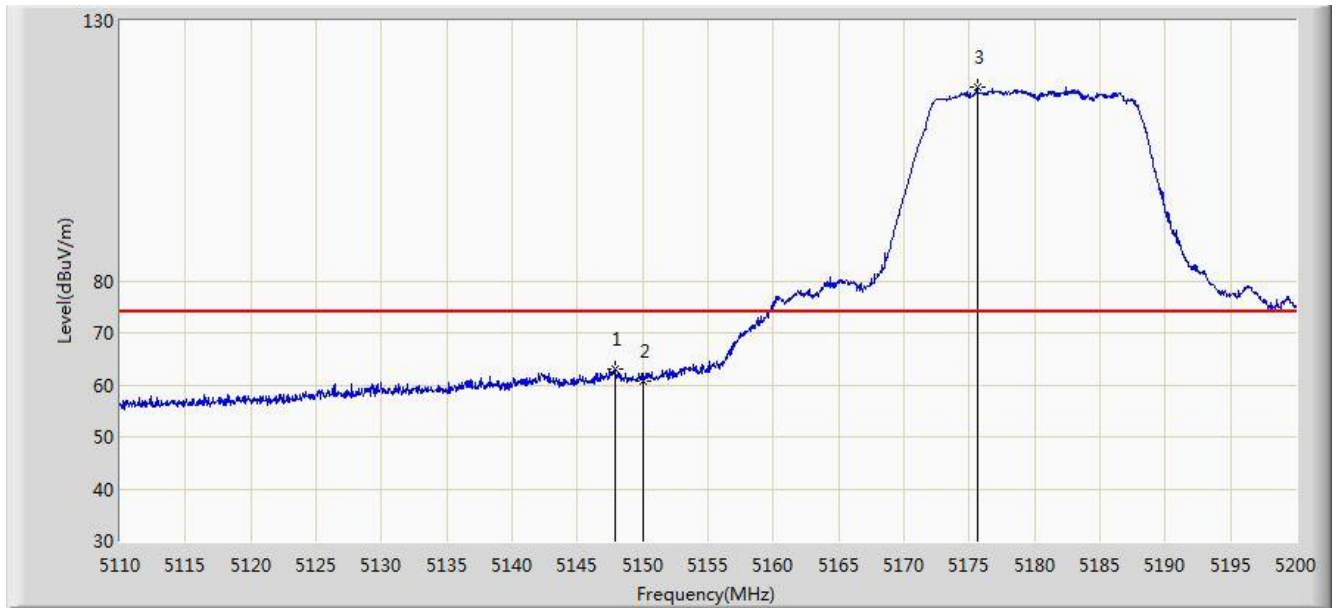
No	Flag	Mark	Frequency (MHz)	Measure Level (dBuV/m)	Reading Level (dBuV)	Margin (dB)	Limit (dBuV/m)	Factor (dB)	Type
1			5627.400	59.359	54.757	-14.641	74.000	4.601	PK
2			5650.000	57.261	52.590	-16.739	74.000	4.671	PK
3			5700.000	58.617	53.739	-46.583	105.200	4.878	PK
4			5720.000	59.456	54.459	-51.344	110.800	4.997	PK
5			5725.000	59.217	54.188	-62.983	122.200	5.029	PK
6			5740.400	98.248	93.121	N/A	N/A	5.127	PK
7			5850.000	59.328	53.602	-62.872	122.200	5.726	PK
8			5855.000	58.387	52.641	-52.413	110.800	5.746	PK
9			5875.000	59.385	53.565	-45.815	105.200	5.820	PK
10			5925.000	57.790	51.824	-16.210	74.000	5.967	PK
11		*	5940.000	60.918	54.914	-13.082	74.000	6.004	PK

Note: Measure Level (dBuV/m) = Reading Level (dBuV) + Factor (dB)

Factor (dB) = Cable Loss (dB) + Antenna Factor (dB/m) - Pre\_Amplifier Gain (dB)

### Galtronics Directional Antenna Test Result

Site: AC1	Time: 2016/09/05 - 11:45
Limit: FCC_Part15.209_RE(3m)	Engineer: Kevin Ke
Probe: BBHA9120D_1GHz_18GHz	Polarity: Horizontal
EUT: US WI-FI AP 4X4 OD ext. antenna	Power:DC 54V
Test Mode: Transmit at channel 5180MHz by 802.11a Ant 0	



No	Flag	Mark	Frequency (MHz)	Measure Level (dBuV/m)	Reading Level (dBuV)	Margin (dB)	Limit (dBuV/m)	Factor (dB)	Type
1			5147.890	63.076	58.900	-10.924	74.000	4.176	PK
2			5150.000	60.689	56.520	-13.311	74.000	4.170	PK
3		*	5175.610	117.276	113.192	N/A	N/A	4.085	PK

Note: Measure Level (dBμV/m) = Reading Level (dBμV) + Factor (dB)

Factor (dB) = Cable Loss (dB) + Antenna Factor (dB/m) - Pre\_Amplifier Gain (dB)

Site: AC1	Time: 2016/09/05 - 13:13
Limit: FCC_Part15.209_RE(3m)	Engineer: Kevin Ke
Probe: BBHA9120D_1GHz_18GHz	Polarity: Horizontal
EUT: US WI-FI AP 4X4 OD ext. antenna	Power:DC 54V
Test Mode: Transmit at channel 5180MHz by 802.11a Ant 0	

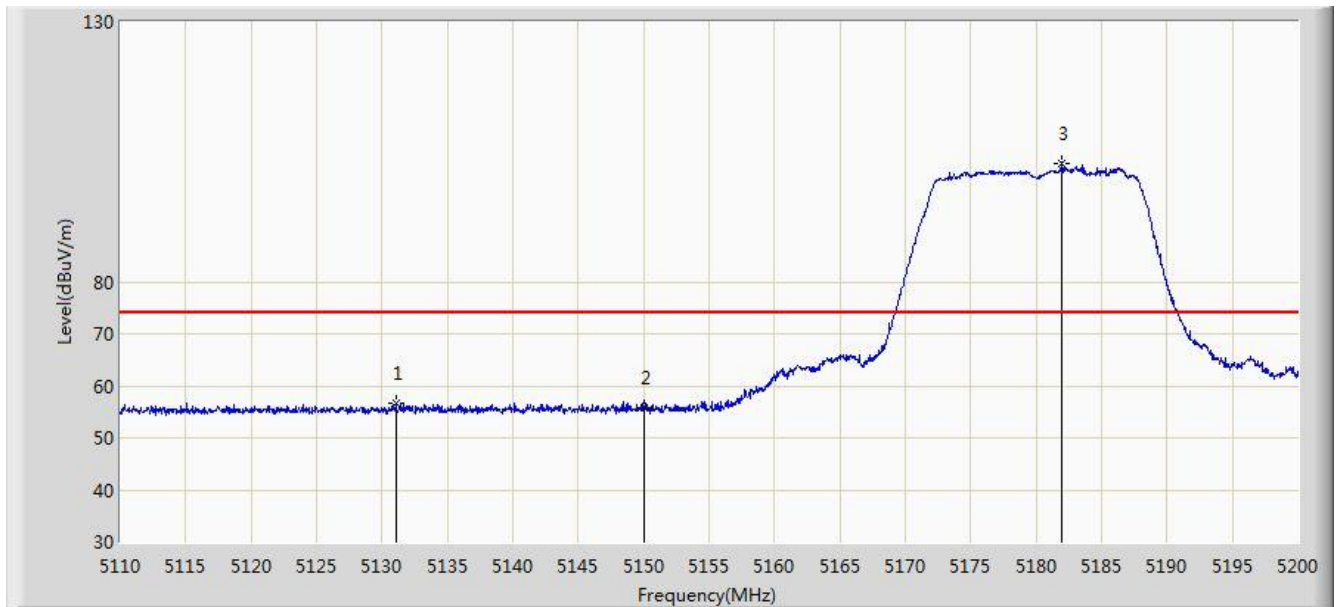


No	Flag	Mark	Frequency (MHz)	Measure Level (dBuV/m)	Reading Level (dBuV)	Margin (dB)	Limit (dBuV/m)	Factor (dB)	Type
1			5150.000	47.549	43.380	-6.451	54.000	4.170	AV
2		*	5177.410	103.457	99.379	N/A	N/A	4.078	AV

Note: Measure Level (dBμV/m) = Reading Level (dBμV) + Factor (dB)

Factor (dB) = Cable Loss (dB) + Antenna Factor (dB/m) - Pre\_Amplifier Gain (dB)

Site: AC1	Time: 2016/09/05 - 13:14
Limit: FCC_Part15.209_RE(3m)	Engineer: Kevin Ke
Probe: BBHA9120D_1GHz_18GHz	Polarity: Vertical
EUT: US WI-FI AP 4X4 OD ext. antenna	Power:DC 54V
Test Mode: Transmit at channel 5180MHz by 802.11a Ant 0	

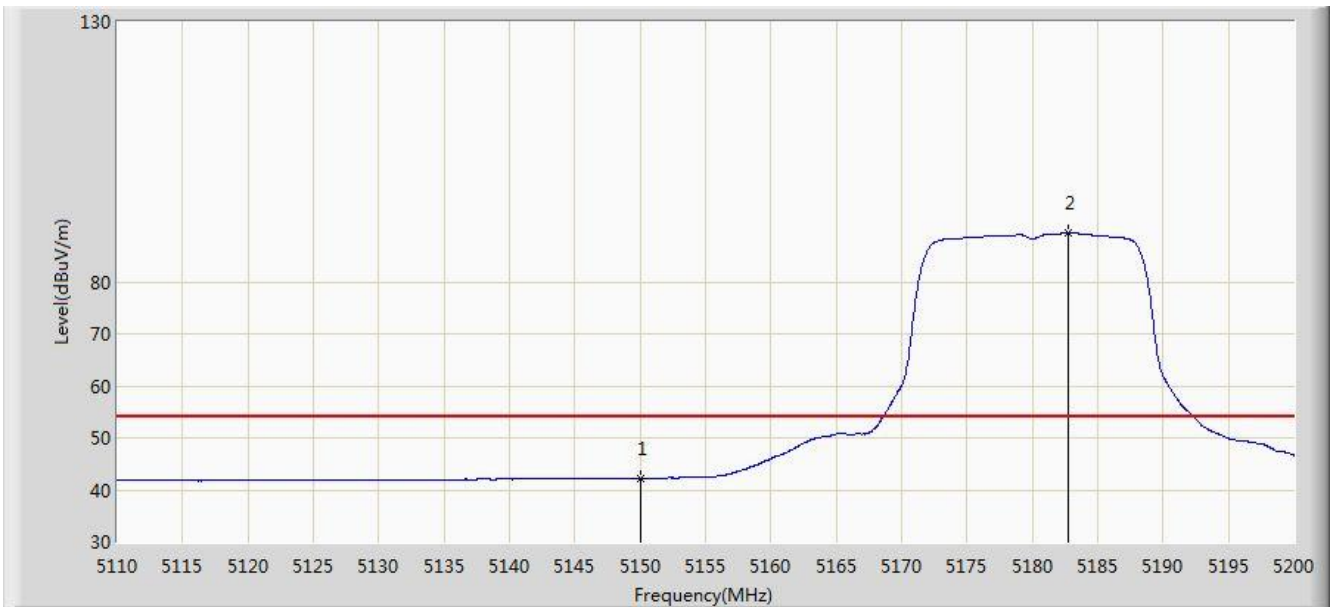


No	Flag	Mark	Frequency (MHz)	Measure Level (dBuV/m)	Reading Level (dBuV)	Margin (dB)	Limit (dBuV/m)	Factor (dB)	Type
1			5131.060	56.593	52.418	-17.407	74.000	4.175	PK
2			5150.000	55.772	51.603	-18.228	74.000	4.170	PK
3		*	5181.955	102.861	98.799	N/A	N/A	4.062	PK

Note: Measure Level (dBμV/m) = Measuring Level (dBμV) + Factor (dB)

Factor (dB) = Cable Loss (dB) + Antenna Factor (dB/m) - Pre\_Amplifier Gain (dB)

Site: AC1	Time: 2016/09/05 - 13:20
Limit: FCC_Part15.209_RE(3m)	Engineer: Kevin Ke
Probe: BBHA9120D_1GHz_18GHz	Polarity: Vertical
EUT: US WI-FI AP 4X4 OD ext. antenna	Power:DC 54V
Test Mode: Transmit at channel 5180MHz by 802.11a Ant 0	



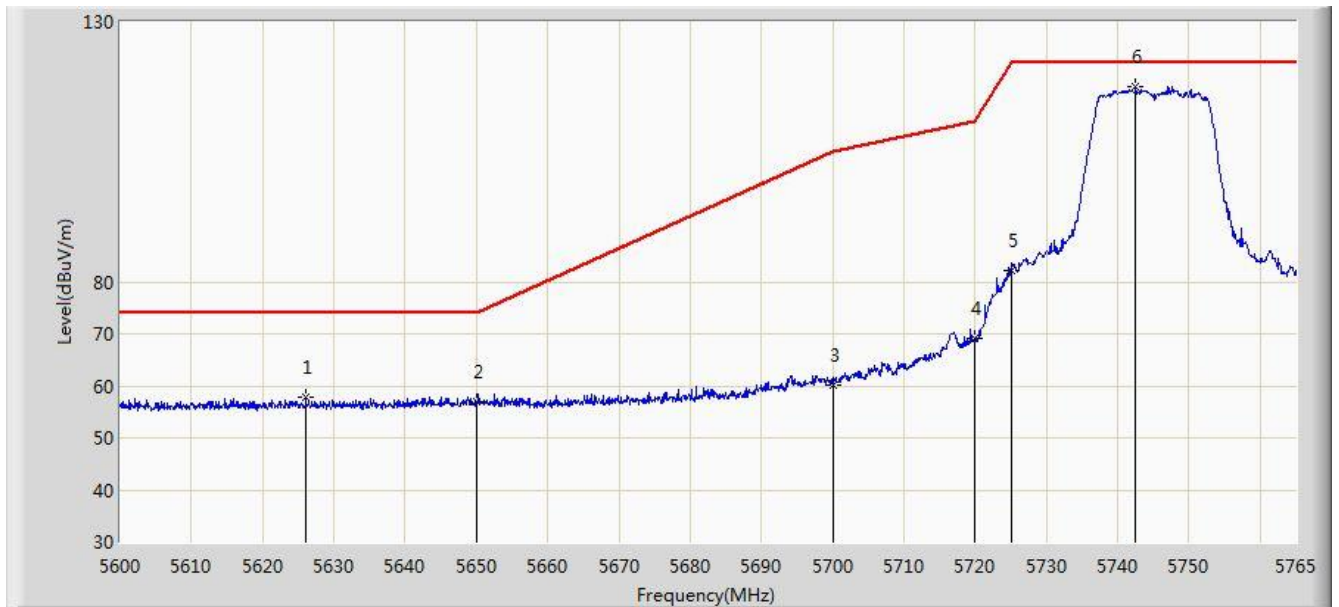
No	Flag	Mark	Frequency (MHz)	Measure Level (dBuV/m)	Reading Level (dBuV)	Margin (dB)	Limit (dBuV/m)	Factor (dB)	Type
1			5150.000	42.203	38.034	-11.797	54.000	4.170	AV
2		*	5182.720	89.408	85.349	N/A	N/A	4.060	AV

Note: Measure Level (dBμV/m) = Reading Level (dBμV) + Factor (dB)

Factor (dB) = Cable Loss (dB) + Antenna Factor (dB/m) - Pre\_Amplifier Gain (dB)



Site: AC1	Time: 2016/09/05 - 13:58
Limit: FCC_Part15.407_RE(3m)	Engineer: Kevin Ke
Probe: BBHA9120D_1GHz_18GHz	Polarity: Horizontal
EUT: US WI-FI AP 4X4 OD ext. antenna	Power:DC 54V
Test Mode: Transmit at channel 5745MHz by 802.11a Ant 0	

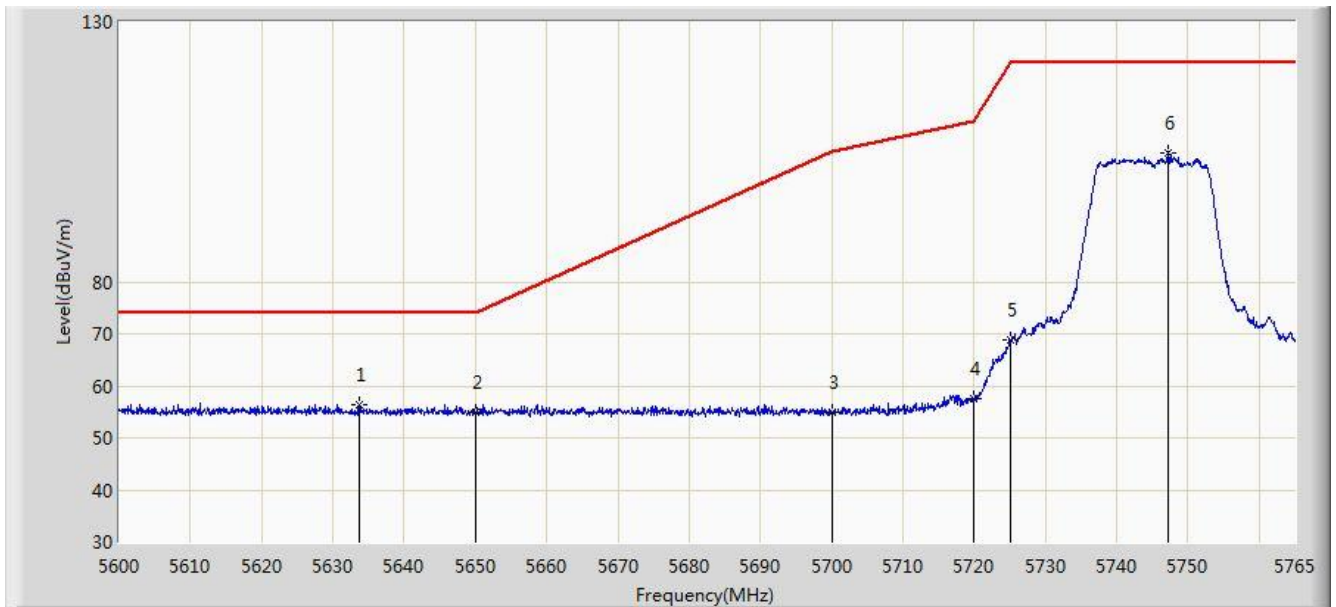


No	Flag	Mark	Frequency (MHz)	Measure Level (dBuV/m)	Reading Level (dBuV)	Margin (dB)	Limit (dBuV/m)	Factor (dB)	Type
1			5626.070	57.941	53.343	-16.059	74.000	4.598	PK
2			5650.000	56.935	52.264	-17.065	74.000	4.671	PK
3			5700.000	60.279	55.401	-44.921	105.200	4.878	PK
4			5720.000	69.135	64.138	-41.665	110.800	4.997	PK
5			5725.000	82.234	77.205	-39.966	122.200	5.029	PK
6		*	5742.478	117.467	112.327	N/A	N/A	5.140	PK

Note: Measure Level (dBuV/m) = Reading Level (dBuV) + Factor (dB)

Factor (dB) = Cable Loss (dB) + Antenna Factor (dB/m) - Pre\_Amplifier Gain (dB)

Site: AC1	Time: 2016/09/05 - 14:07
Limit: FCC_Part15.407_RE(3m)	Engineer: Kevin Ke
Probe: BBHA9120D_1GHz_18GHz	Polarity: Vertical
EUT: US WI-FI AP 4X4 OD ext. antenna	Power:DC 54V
Test Mode: Transmit at channel 5745MHz by 802.11a Ant 0	

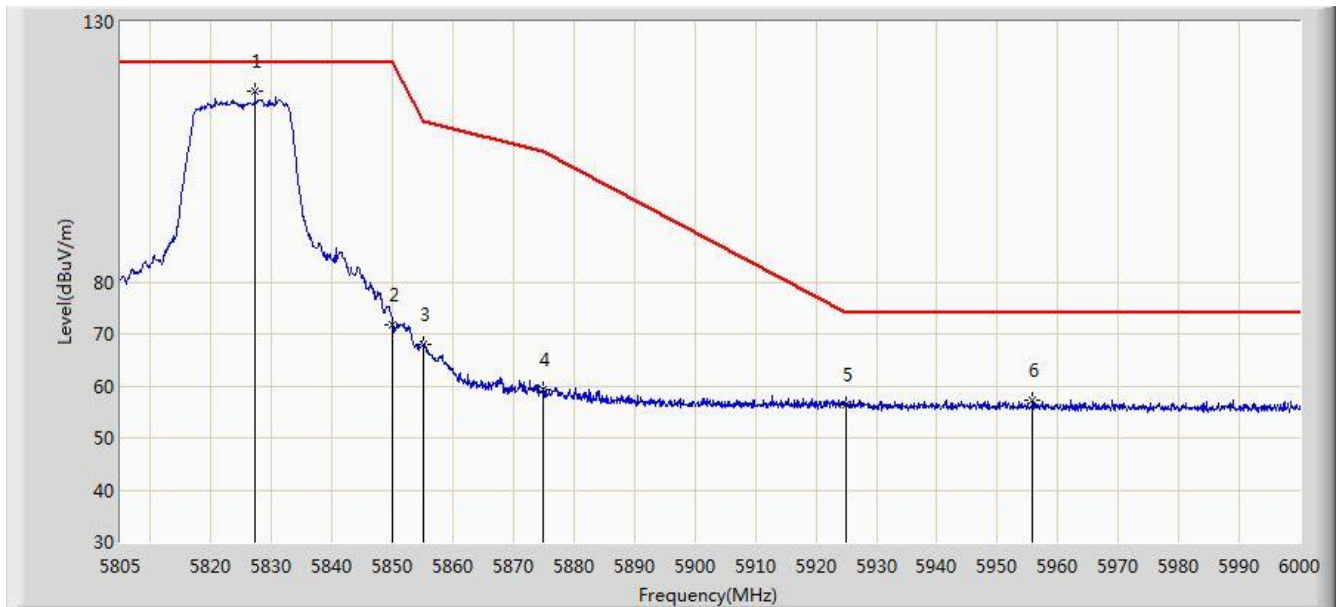


No	Flag	Mark	Frequency (MHz)	Measure Level (dBuV/m)	Reading Level (dBuV)	Margin (dB)	Limit (dBuV/m)	Factor (dB)	Type
1			5633.743	56.389	51.769	-17.611	74.000	4.620	PK
2			5650.000	54.923	50.252	-19.077	74.000	4.671	PK
3			5700.000	54.988	50.110	-50.212	105.200	4.878	PK
4			5720.000	57.584	52.587	-53.216	110.800	4.997	PK
5			5725.000	68.804	63.775	-53.396	122.200	5.029	PK
6		*	5747.180	104.761	99.594	N/A	N/A	5.167	PK

Note: Measure Level (dBuV/m) = Reading Level (dBuV) + Factor (dB)

Factor (dB) = Cable Loss (dB) + Antenna Factor (dB/m) - Pre\_Amplifier Gain (dB)

Site: AC1	Time: 2016/09/05 - 14:11
Limit: FCC_Part15.407_RE(3m)	Engineer: Kevin Ke
Probe: BBHA9120D_1GHz_18GHz	Polarity: Horizontal
EUT: US WI-FI AP 4X4 OD ext. antenna	Power:DC 54V
Test Mode: Transmit at channel 5825MHz by 802.11a Ant 0	

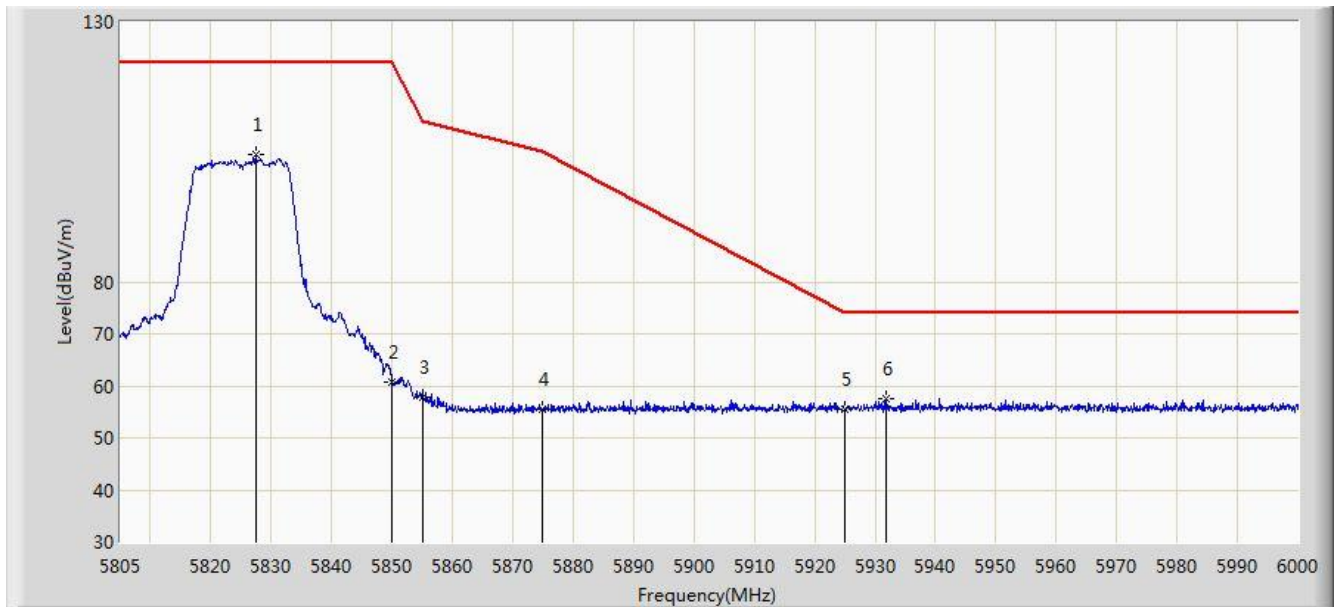


No	Flag	Mark	Frequency (MHz)	Measure Level (dBuV/m)	Reading Level (dBuV)	Margin (dB)	Limit (dBuV/m)	Factor (dB)	Type
1		*	5827.230	116.639	111.038	N/A	N/A	5.601	PK
2			5850.000	71.635	65.909	-50.565	122.200	5.726	PK
3			5855.000	68.068	62.322	-42.732	110.800	5.746	PK
4			5875.000	59.289	53.469	-45.911	105.200	5.820	PK
5			5925.000	56.259	50.293	-17.741	74.000	5.967	PK
6			5955.833	57.233	51.196	-16.767	74.000	6.036	PK

Note: Measure Level (dB $\mu$ V/m) = Reading Level (dB $\mu$ V) + Factor (dB)

Factor (dB) = Cable Loss (dB) + Antenna Factor (dB/m) - Pre\_Amplifier Gain (dB)

Site: AC1	Time: 2016/09/05 - 14:15
Limit: FCC_Part15.407_RE(3m)	Engineer: Kevin Ke
Probe: BBHA9120D_1GHz_18GHz	Polarity: Vertical
EUT: US WI-FI AP 4X4 OD ext. antenna	Power:DC 54V
Test Mode: Transmit at channel 5825MHz by 802.11a Ant 0	

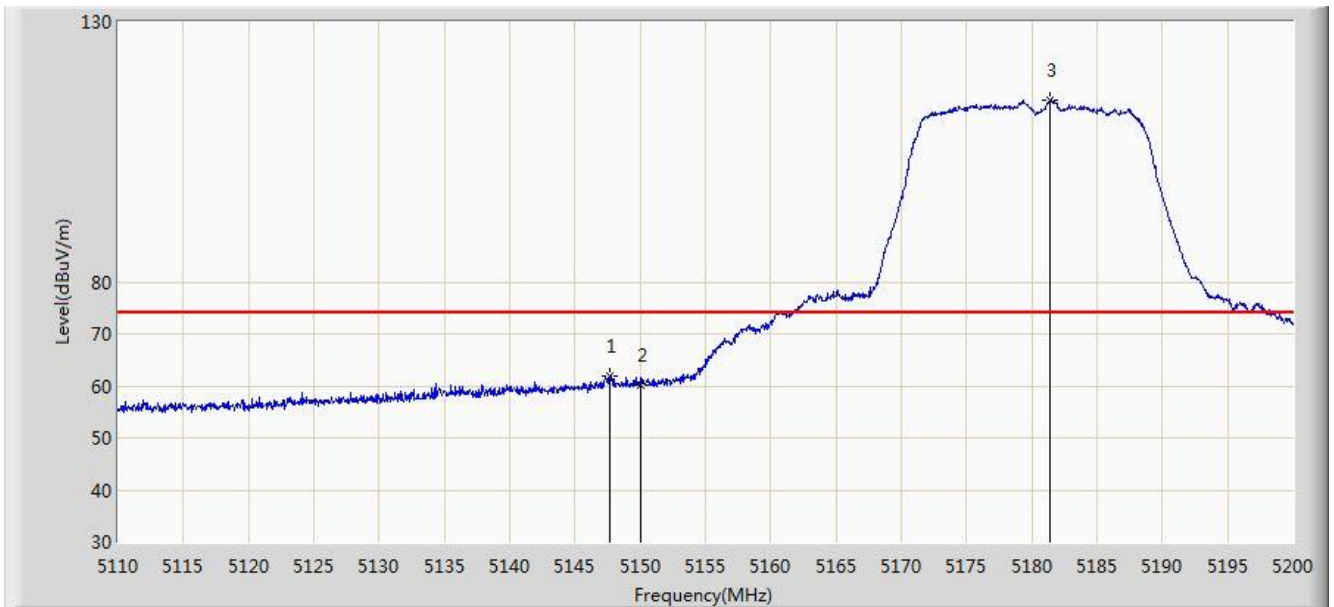


No	Flag	Mark	Frequency (MHz)	Measure Level (dBuV/m)	Reading Level (dBuV)	Margin (dB)	Limit (dBuV/m)	Factor (dB)	Type
1			5827.425	104.470	98.868	N/A	N/A	5.602	PK
2			5850.000	60.664	54.938	-61.536	122.200	5.726	PK
3			5855.000	57.838	52.092	-52.962	110.800	5.746	PK
4			5875.000	55.424	49.604	-49.776	105.200	5.820	PK
5			5925.000	55.508	49.542	-18.492	74.000	5.967	PK
6		*	5931.750	57.637	51.654	-16.363	74.000	5.983	PK

Note: Measure Level (dBuV/m) = Reading Level (dBuV) + Factor (dB)

Factor (dB) = Cable Loss (dB) + Antenna Factor (dB/m) - Pre\_Amplifier Gain (dB)

Site: AC1	Time: 2016/09/05 - 14:20
Limit: FCC_Part15.209_RE(3m)	Engineer: Kevin Ke
Probe: BBHA9120D_1GHz_18GHz	Polarity: Horizontal
EUT: US WI-FI AP 4X4 OD ext. antenna	Power:DC 54V
Test Mode: Transmit at channel 5180MHz by 802.11n-HT20 Ant 0	

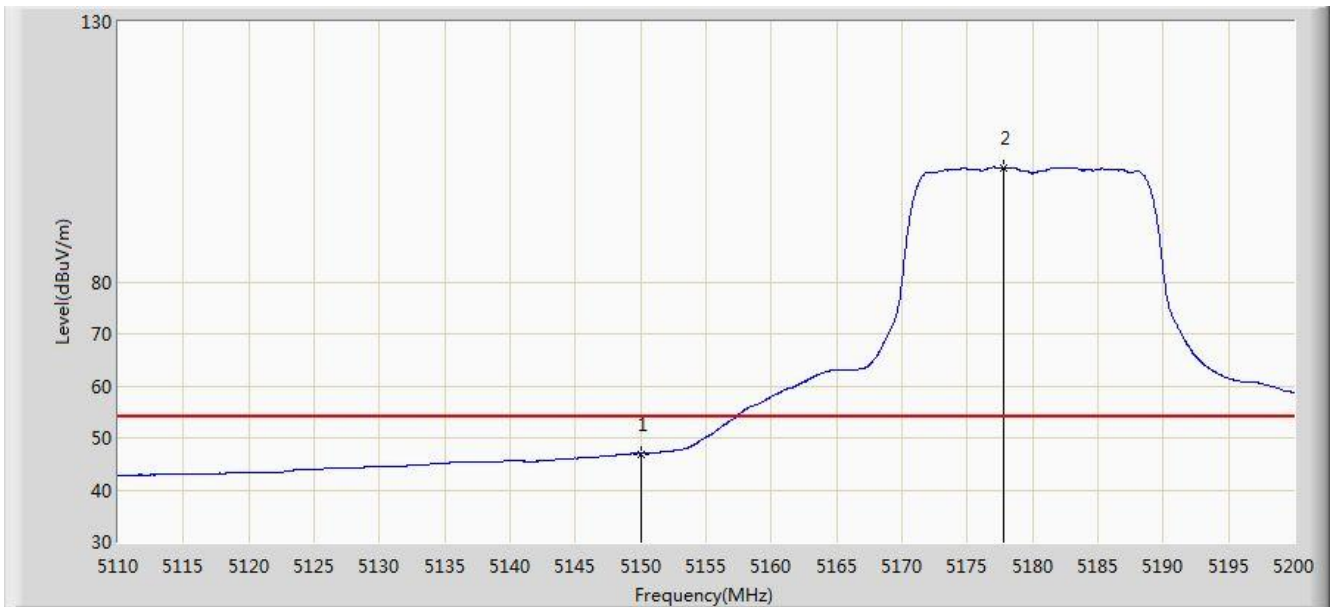


No	Flag	Mark	Frequency (MHz)	Measure Level (dBuV/m)	Reading Level (dBuV)	Margin (dB)	Limit (dBuV/m)	Factor (dB)	Type
1			5147.620	61.967	57.791	-12.033	74.000	4.176	PK
2			5150.000	60.201	56.032	-13.799	74.000	4.170	PK
3		*	5181.415	115.003	110.939	N/A	N/A	4.064	PK

Note: Measure Level (dB $\mu$ V/m) = Reading Level (dB $\mu$ V) + Factor (dB)

Factor (dB) = Cable Loss (dB) + Antenna Factor (dB/m) - Pre\_Amplifier Gain (dB)

Site: AC1	Time: 2016/09/05 - 14:23
Limit: FCC_Part15.209_RE(3m)	Engineer: Kevin Ke
Probe: BBHA9120D_1GHz_18GHz	Polarity: Horizontal
EUT: US WI-FI AP 4X4 OD ext. antenna	Power:DC 54V
Test Mode: Transmit at channel 5180MHz by 802.11n-HT20 Ant 0	

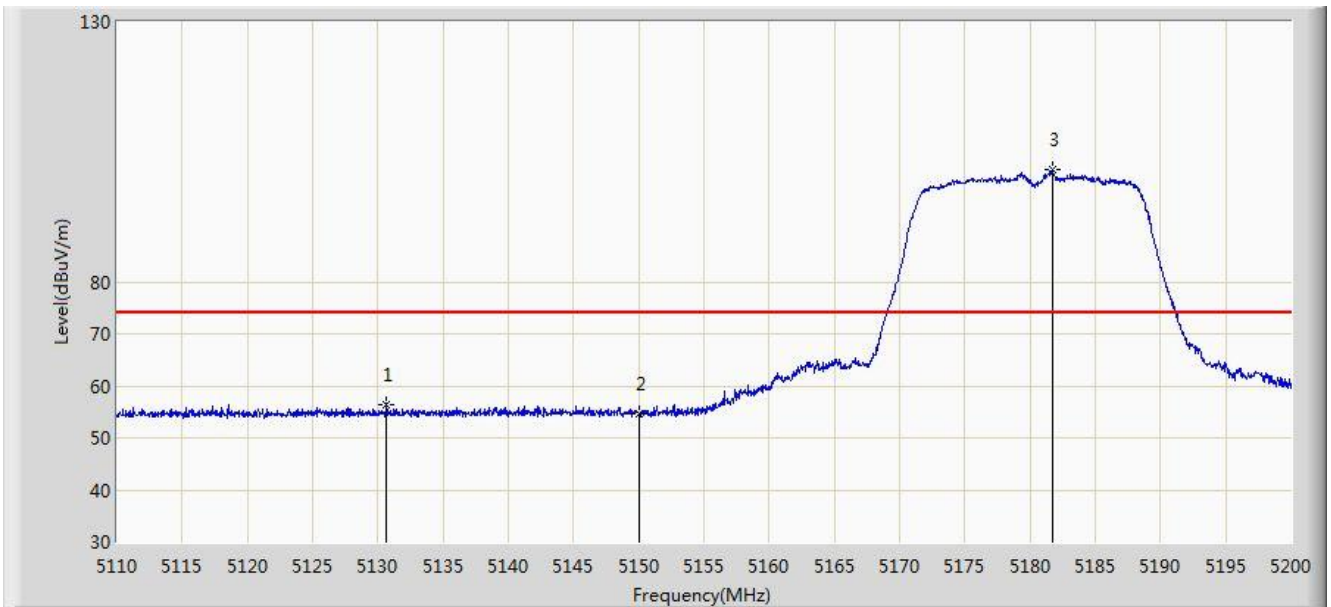


No	Flag	Mark	Frequency (MHz)	Measure Level (dBuV/m)	Reading Level (dBuV)	Margin (dB)	Limit (dBuV/m)	Factor (dB)	Type
1			5150.000	46.947	42.778	-7.053	54.000	4.170	AV
2		*	5177.815	101.961	97.884	N/A	N/A	4.076	AV

Note: Measure Level (dBμV/m) = Reading Level (dBμV) + Factor (dB)

Factor (dB) = Cable Loss (dB) + Antenna Factor (dB/m) - Pre\_Amplifier Gain (dB)

Site: AC1	Time: 2016/09/05 - 14:24
Limit: FCC_Part15.209_RE(3m)	Engineer: Kevin Ke
Probe: BBHA9120D_1GHz_18GHz	Polarity: Vertical
EUT: US WI-FI AP 4X4 OD ext. antenna	Power:DC 54V
Test Mode: Transmit at channel 5180MHz by 802.11n-HT20 Ant 0	

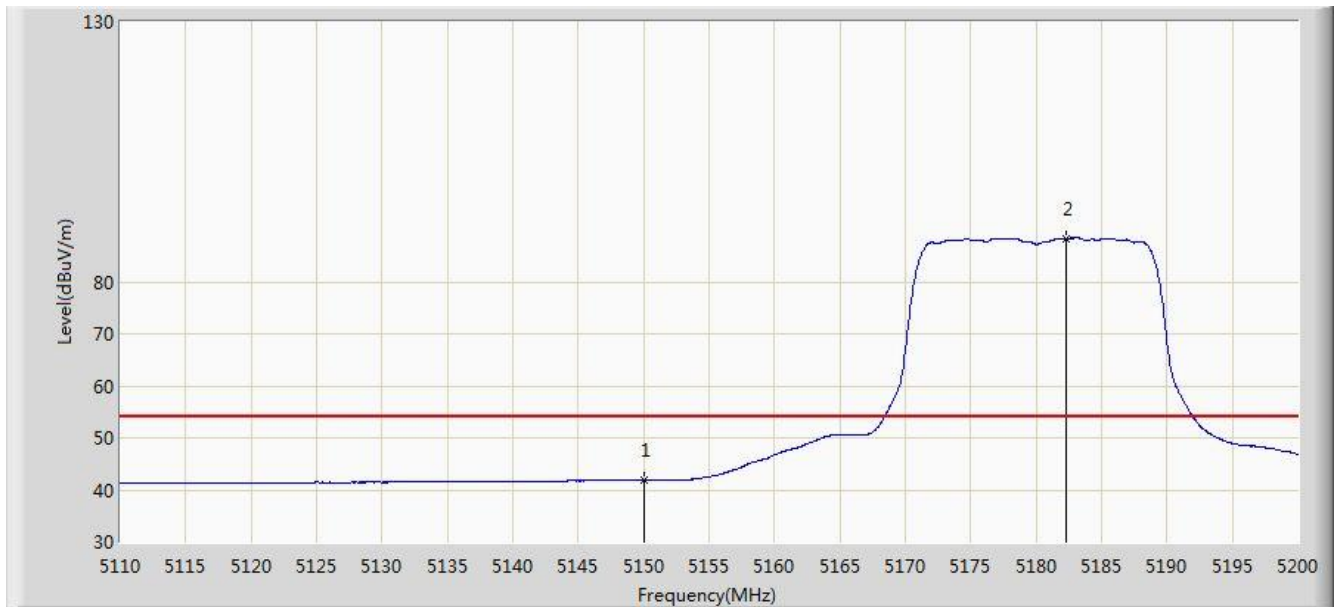


No	Flag	Mark	Frequency (MHz)	Measure Level (dBuV/m)	Reading Level (dBuV)	Margin (dB)	Limit (dBuV/m)	Factor (dB)	Type
1			5130.655	56.516	52.341	-17.484	74.000	4.175	PK
2			5150.000	54.588	50.419	-19.412	74.000	4.170	PK
3		*	5181.685	101.458	97.395	N/A	N/A	4.063	PK

Note: Measure Level (dB $\mu$ V/m) = Reading Level (dB $\mu$ V) + Factor (dB)

Factor (dB) = Cable Loss (dB) + Antenna Factor (dB/m) - Pre\_Amplifier Gain (dB)

Site: AC1	Time: 2016/09/05 - 14:28
Limit: FCC_Part15.209_RE(3m)	Engineer: Kevin Ke
Probe: BBHA9120D_1GHz_18GHz	Polarity: Vertical
EUT: US WI-FI AP 4X4 OD ext. antenna	Power:DC 54V
Test Mode: Transmit at channel 5180MHz by 802.11n-HT20 Ant 0	



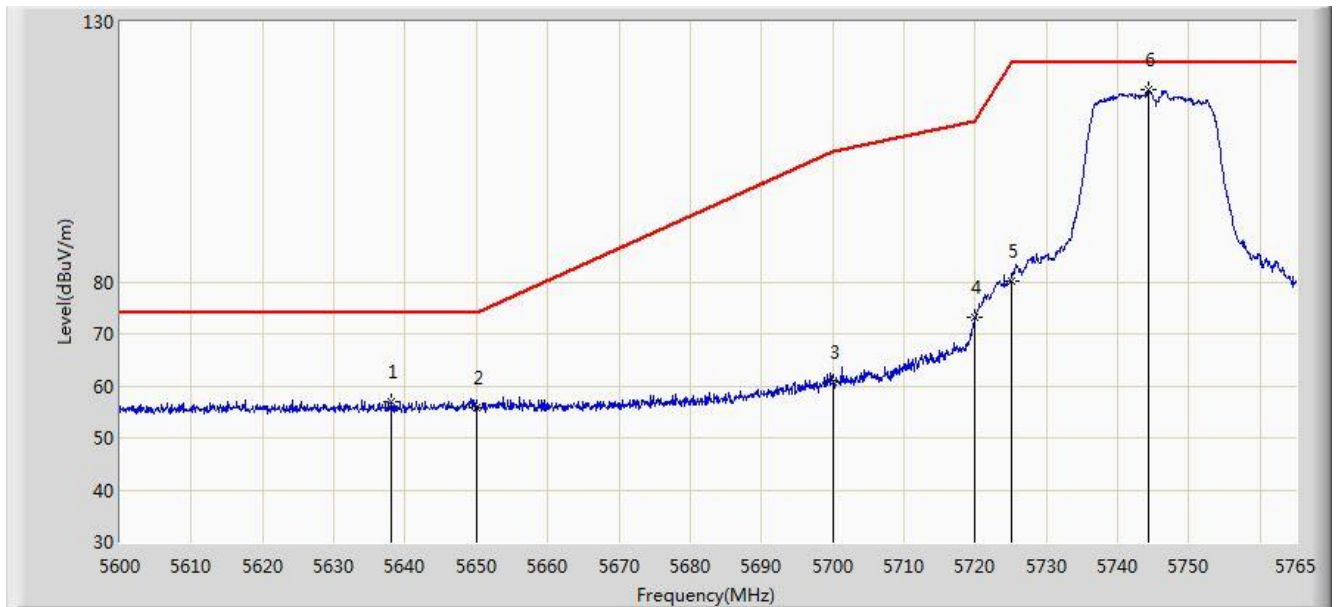
No	Flag	Mark	Frequency (MHz)	Measure Level (dBuV/m)	Reading Level (dBuV)	Margin (dB)	Limit (dBuV/m)	Factor (dB)	Type
1			5150.000	41.859	37.690	-12.141	54.000	4.170	AV
2		*	5182.315	88.273	84.212	N/A	N/A	4.060	AV

Note: Measure Level (dBμV/m) = Reading Level (dBμV) + Factor (dB)

Factor (dB) = Cable Loss (dB) + Antenna Factor (dB/m) - Pre\_Amplifier Gain (dB)



Site: AC1	Time: 2016/09/05 - 15:09
Limit: FCC_Part15.407_RE(3m)	Engineer: Kevin Ke
Probe: BBHA9120D_1GHz_18GHz	Polarity: Horizontal
EUT: US WI-FI AP 4X4 OD ext. antenna	Power:DC 54V
Test Mode: Transmit at channel 5745MHz by 802.11n-HT20 Ant 0	

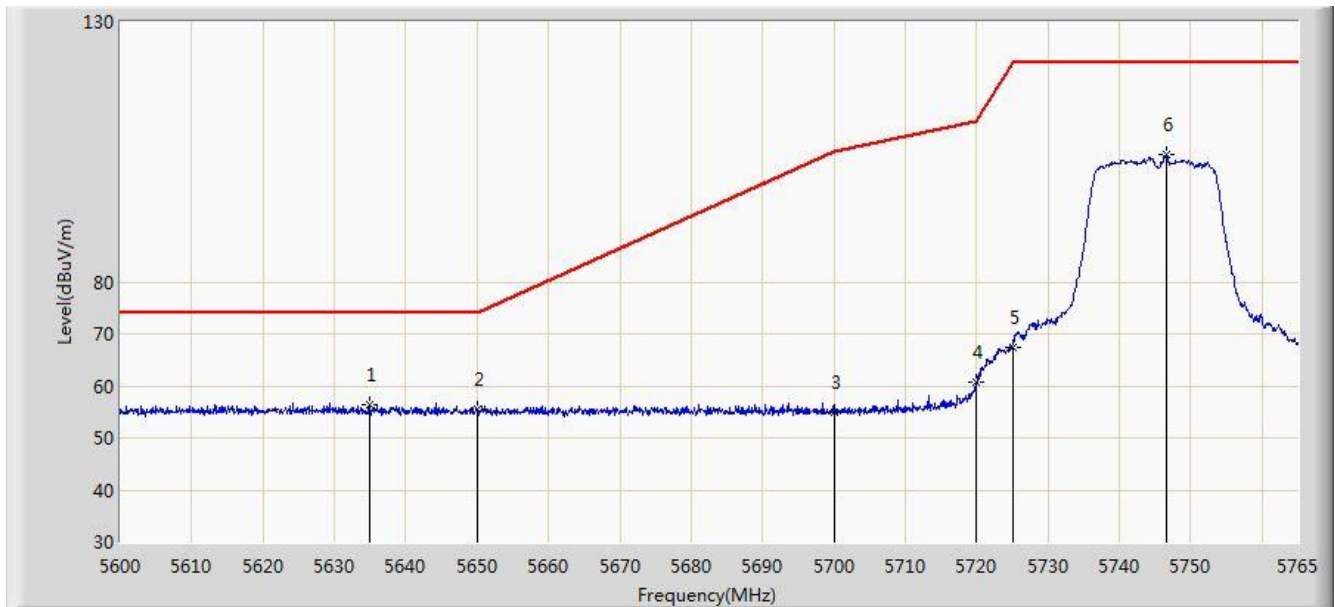


No	Flag	Mark	Frequency (MHz)	Measure Level (dBuV/m)	Reading Level (dBuV)	Margin (dB)	Limit (dBuV/m)	Factor (dB)	Type
1			5638.033	56.882	52.250	-17.118	74.000	4.632	PK
2			5650.000	55.819	51.148	-18.181	74.000	4.671	PK
3			5700.000	60.743	55.865	-44.457	105.200	4.878	PK
4			5720.000	73.145	68.148	-37.655	110.800	4.997	PK
5			5725.000	80.199	75.170	-42.001	122.200	5.029	PK
6		*	5744.292	116.991	111.840	N/A	N/A	5.151	PK

Note: Measure Level (dB $\mu$ V/m) = Reading Level (dB $\mu$ V) + Factor (dB)

Factor (dB) = Cable Loss (dB) + Antenna Factor (dB/m) - Pre\_Amplifier Gain (dB)

Site: AC1	Time: 2016/09/05 - 15:14
Limit: FCC_Part15.407_RE(3m)	Engineer: Kevin Ke
Probe: BBHA9120D_1GHz_18GHz	Polarity: Vertical
EUT: US WI-FI AP 4X4 OD ext. antenna	Power:DC 54V
Test Mode: Transmit at channel 5745MHz by 802.11n-HT20 Ant 0	

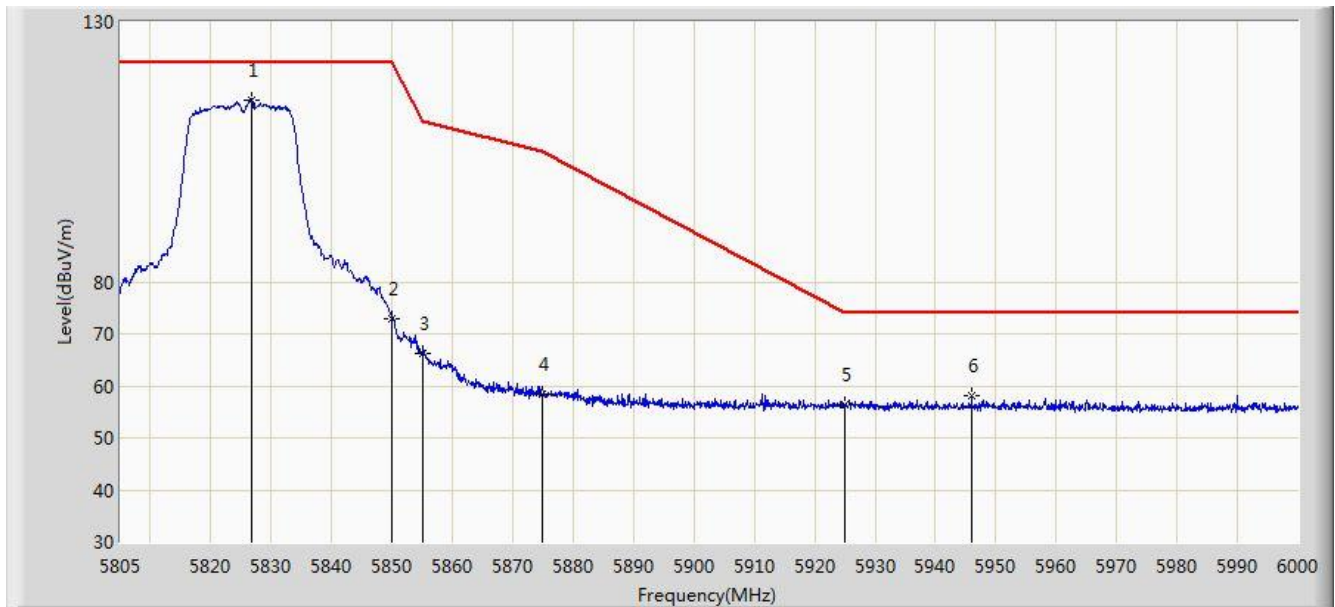


No	Flag	Mark	Frequency (MHz)	Measure Level (dBuV/m)	Reading Level (dBuV)	Margin (dB)	Limit (dBuV/m)	Factor (dB)	Type
1			5634.897	56.278	51.655	-17.722	74.000	4.623	PK
2			5650.000	55.405	50.734	-18.595	74.000	4.671	PK
3			5700.000	54.874	49.996	-50.326	105.200	4.878	PK
4			5720.000	60.586	55.589	-50.214	110.800	4.997	PK
5			5725.000	67.513	62.484	-54.687	122.200	5.029	PK
6		*	5746.520	104.511	99.347	N/A	N/A	5.163	PK

Note: Measure Level (dBµV/m) = Reading Level (dBµV) + Factor (dB)

Factor (dB) = Cable Loss (dB) + Antenna Factor (dB/m) - Pre\_Amplifier Gain (dB)

Site: AC1	Time: 2016/09/05 - 15:19
Limit: FCC_Part15.407_RE(3m)	Engineer: Kevin Ke
Probe: BBHA9120D_1GHz_18GHz	Polarity: Horizontal
EUT: US WI-FI AP 4X4 OD ext. antenna	Power:DC 54V
Test Mode: Transmit at channel 5825MHz by 802.11n-HT20 Ant 0	

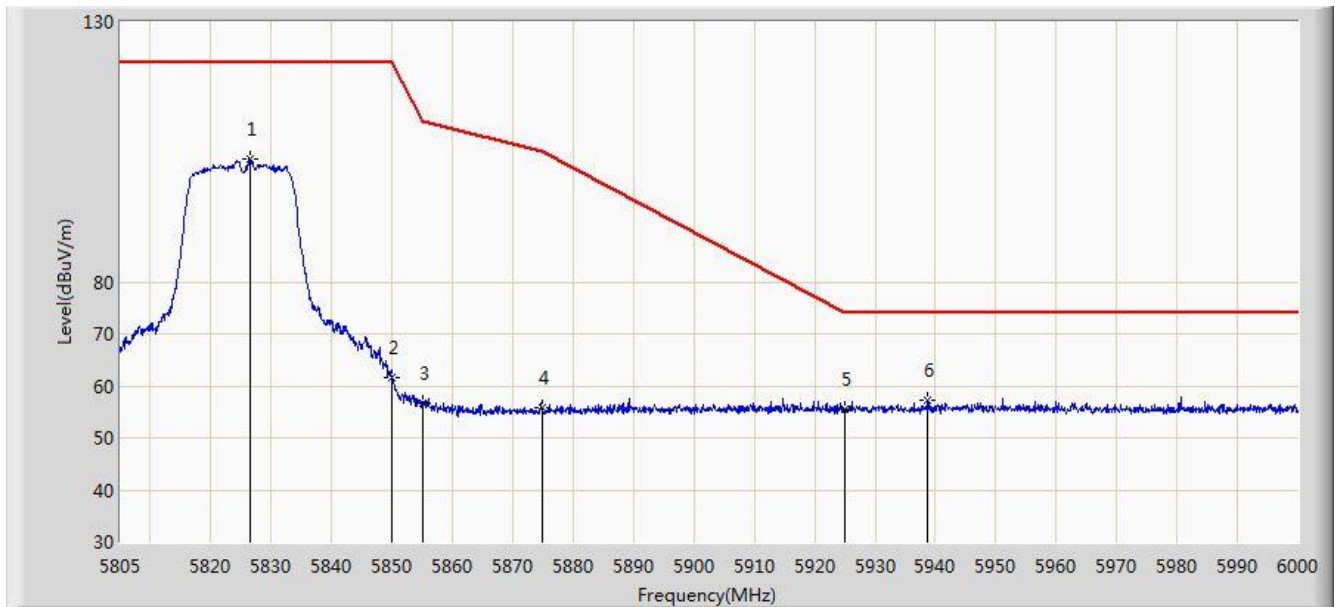


No	Flag	Mark	Frequency (MHz)	Measure Level (dBuV/m)	Reading Level (dBuV)	Margin (dB)	Limit (dBuV/m)	Factor (dB)	Type
1		*	5826.743	114.993	109.395	N/A	N/A	5.599	PK
2			5850.000	72.860	67.134	-49.340	122.200	5.726	PK
3			5855.000	66.100	60.354	-44.700	110.800	5.746	PK
4			5875.000	58.470	52.650	-46.730	105.200	5.820	PK
5			5925.000	56.370	50.404	-17.630	74.000	5.967	PK
6			5945.985	57.997	51.979	-16.003	74.000	6.018	PK

Note: Measure Level (dBuV/m) = Reading Level (dBuV) + Factor (dB)

Factor (dB) = Cable Loss (dB) + Antenna Factor (dB/m) - Pre\_Amplifier Gain (dB)

Site: AC1	Time: 2016/09/05 - 15:23
Limit: FCC_Part15.407_RE(3m)	Engineer: Kevin Ke
Probe: BBHA9120D_1GHz_18GHz	Polarity: Vertical
EUT: US WI-FI AP 4X4 OD ext. antenna	Power:DC 54V
Test Mode: Transmit at channel 5825MHz by 802.11n-HT20 Ant 0	

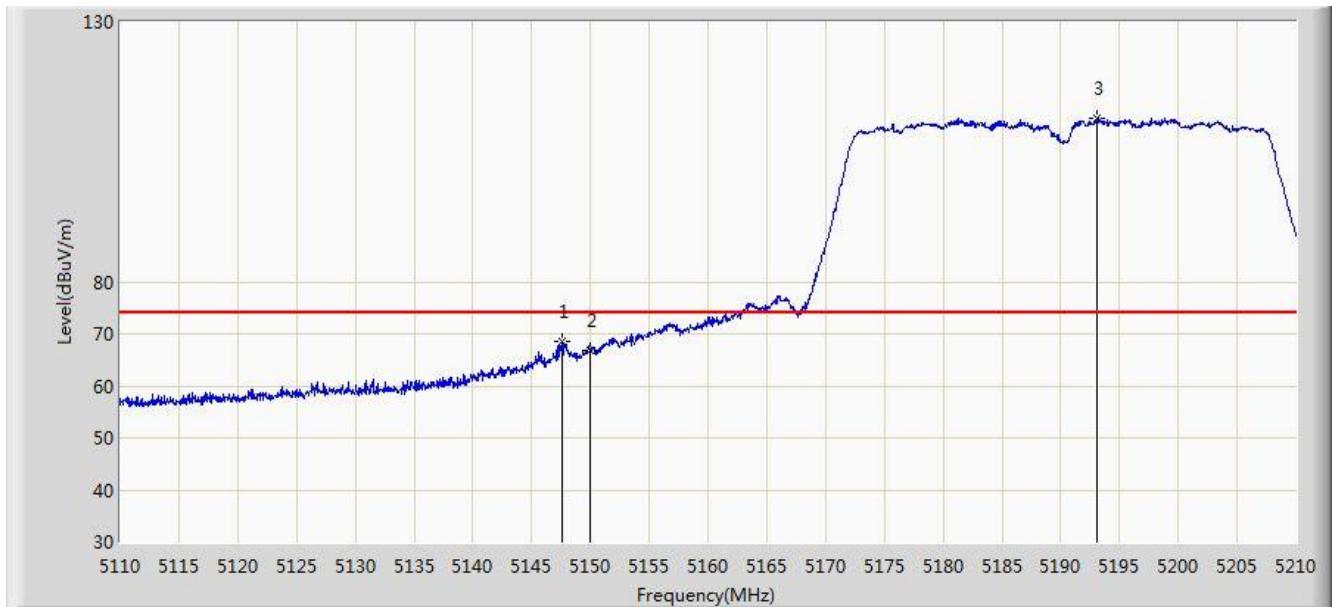


No	Flag	Mark	Frequency (MHz)	Measure Level (dBuV/m)	Reading Level (dBuV)	Margin (dB)	Limit (dBuV/m)	Factor (dB)	Type
1			5826.450	103.600	98.004	N/A	N/A	5.596	PK
2			5850.000	61.581	55.855	-60.619	122.200	5.726	PK
3			5855.000	56.636	50.890	-54.164	110.800	5.746	PK
4			5875.000	55.737	49.917	-49.463	105.200	5.820	PK
5			5925.000	55.428	49.462	-18.572	74.000	5.967	PK
6		*	5938.672	57.188	51.188	-16.812	74.000	6.001	PK

Note: Measure Level (dBuV/m) = Reading Level (dBuV) + Factor (dB)

Factor (dB) = Cable Loss (dB) + Antenna Factor (dB/m) - Pre\_Amplifier Gain (dB)

Site: AC1	Time: 2016/09/05 - 15:31
Limit: FCC_Part15.209_RE(3m)	Engineer: Kevin Ke
Probe: BBHA9120D_1GHz_18GHz	Polarity: Horizontal
EUT: US WI-FI AP 4X4 OD ext. antenna	Power:DC 54V
Test Mode: Transmit at channel 5190MHz by 802.11n-HT40 Ant 0	

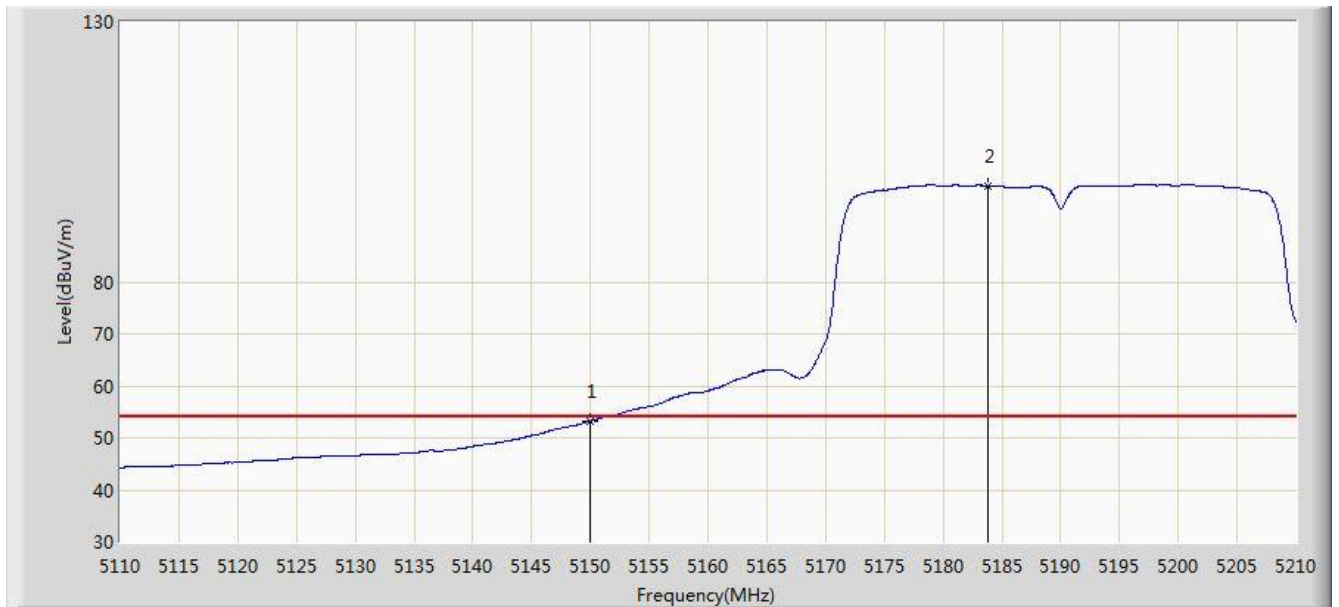


No	Flag	Mark	Frequency (MHz)	Measure Level (dBuV/m)	Reading Level (dBuV)	Margin (dB)	Limit (dBuV/m)	Factor (dB)	Type
1			5147.600	68.562	64.386	-5.438	74.000	4.176	PK
2			5150.000	66.736	62.567	-7.264	74.000	4.170	PK
3		*	5193.100	111.374	107.352	N/A	N/A	4.023	PK

Note: Measure Level (dBμV/m) = Reading Level (dBμV) + Factor (dB)

Factor (dB) = Cable Loss (dB) + Antenna Factor (dB/m) - Pre\_Amplifier Gain (dB)

Site: AC1	Time: 2016/09/05 - 15:33
Limit: FCC_Part15.209_RE(3m)	Engineer: Kevin Ke
Probe: BBHA9120D_1GHz_18GHz	Polarity: Horizontal
EUT: US WI-FI AP 4X4 OD ext. antenna	Power:DC 54V
Test Mode: Transmit at channel 5190MHz by 802.11n-HT40 Ant 0	

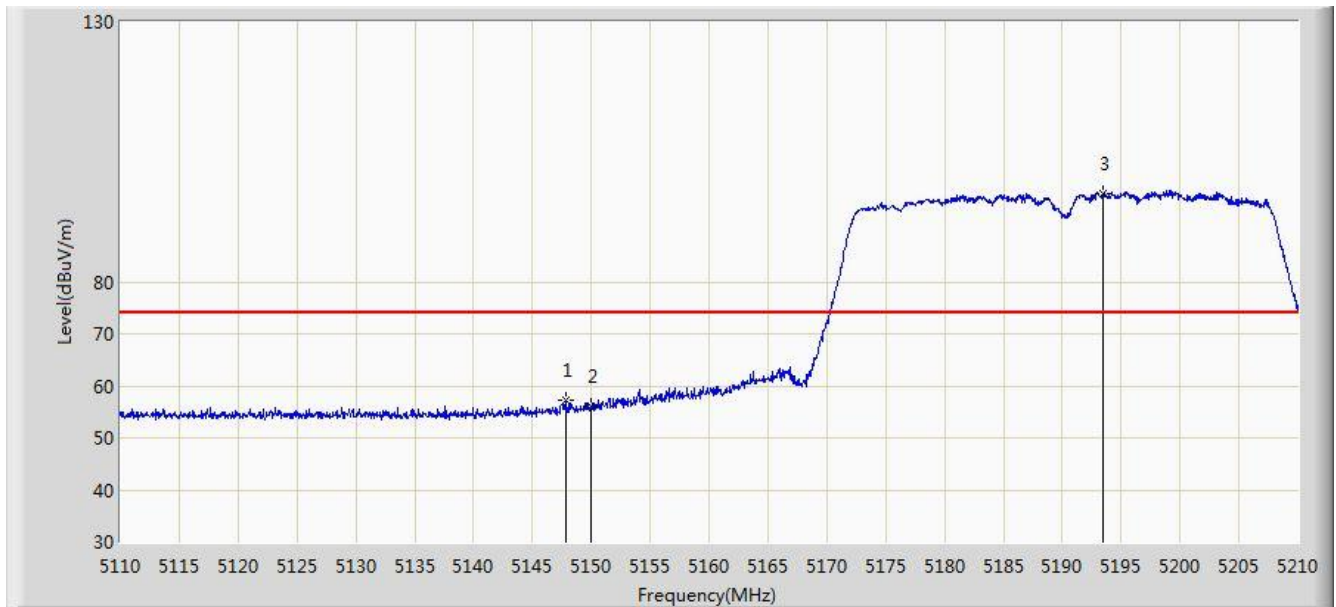


No	Flag	Mark	Frequency (MHz)	Measure Level (dBuV/m)	Reading Level (dBuV)	Margin (dB)	Limit (dBuV/m)	Factor (dB)	Type
1			5150.000	53.237	49.068	-0.763	54.000	4.170	AV
2		*	5183.800	98.517	94.462	N/A	N/A	4.056	AV

Note: Measure Level (dBμV/m) = Reading Level (dBμV) + Factor (dB)

Factor (dB) = Cable Loss (dB) + Antenna Factor (dB/m) - Pre\_Amplifier Gain (dB)

Site: AC1	Time: 2016/09/05 - 15:34
Limit: FCC_Part15.209_RE(3m)	Engineer: Kevin Ke
Probe: BBHA9120D_1GHz_18GHz	Polarity: Vertical
EUT: US WI-FI AP 4X4 OD ext. antenna	Power:DC 54V
Test Mode: Transmit at channel 5190MHz by 802.11n-HT40 Ant 0	

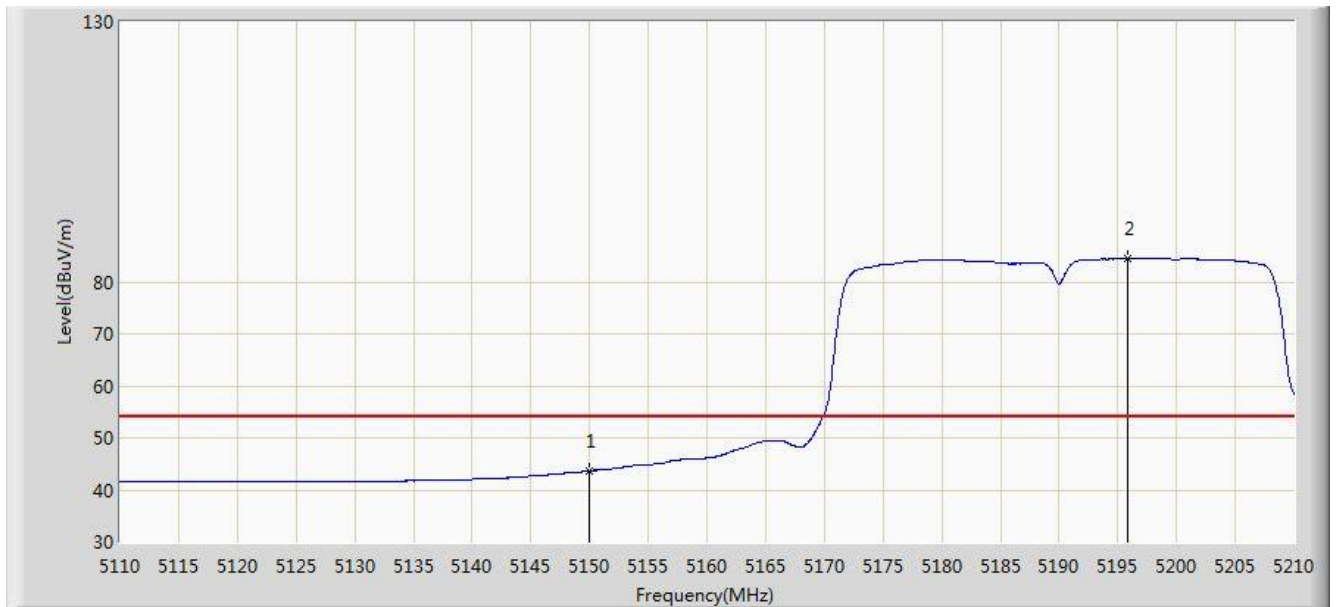


No	Flag	Mark	Frequency (MHz)	Measure Level (dBuV/m)	Reading Level (dBuV)	Margin (dB)	Limit (dBuV/m)	Factor (dB)	Type
1			5147.800	57.110	52.934	-16.890	74.000	4.176	PK
2			5150.000	56.121	51.952	-17.879	74.000	4.170	PK
3		*	5193.450	97.011	92.990	N/A	N/A	4.021	PK

Note: Measure Level (dB $\mu$ V/m) = Reading Level (dB $\mu$ V) + Factor (dB)

Factor (dB) = Cable Loss (dB) + Antenna Factor (dB/m) - Pre\_Amplifier Gain (dB)

Site: AC1	Time: 2016/09/05 - 15:36
Limit: FCC_Part15.209_RE(3m)	Engineer: Kevin Ke
Probe: BBHA9120D_1GHz_18GHz	Polarity: Vertical
EUT: US WI-FI AP 4X4 OD ext. antenna	Power:DC 54V
Test Mode: Transmit at channel 5190MHz by 802.11n-HT40 Ant 0	



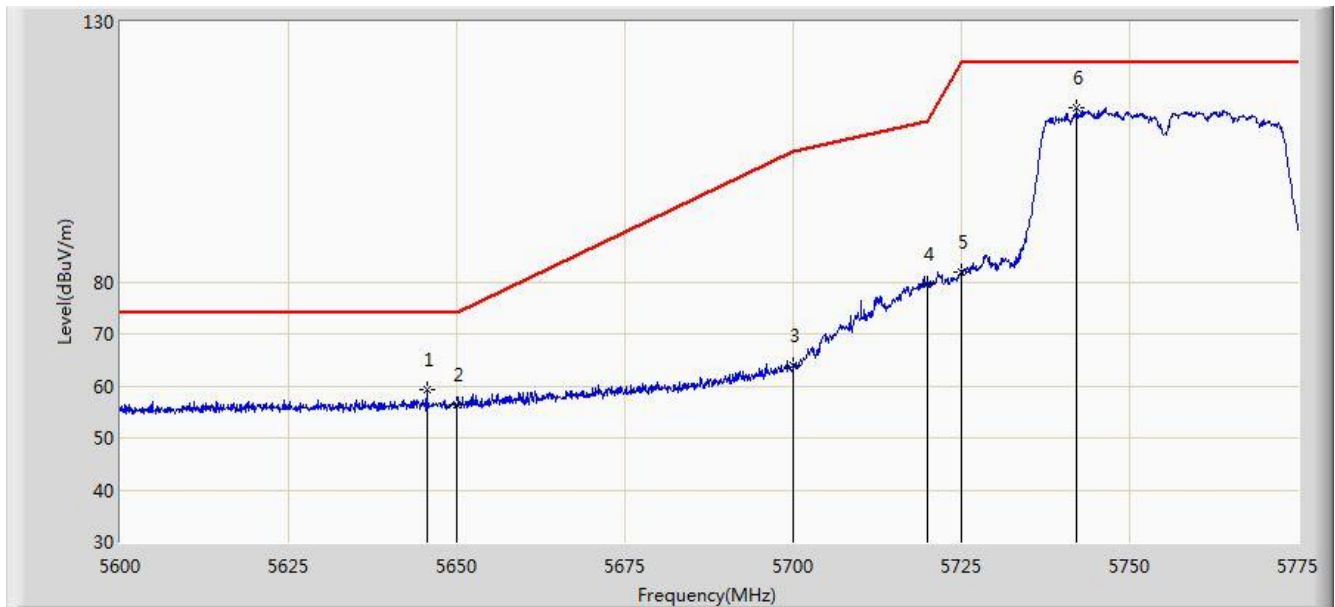
No	Flag	Mark	Frequency (MHz)	Measure Level (dBuV/m)	Reading Level (dBuV)	Margin (dB)	Limit (dBuV/m)	Factor (dB)	Type
1			5150.000	43.681	39.512	-10.319	54.000	4.170	AV
2		*	5195.800	84.547	80.534	N/A	N/A	4.013	AV

Note: Measure Level (dBμV/m) = Reading Level (dBμV) + Factor (dB)

Factor (dB) = Cable Loss (dB) + Antenna Factor (dB/m) - Pre\_Amplifier Gain (dB)



Site: AC1	Time: 2016/09/05 - 16:51
Limit: FCC_Part15.407_RE(3m)	Engineer: Kevin Ke
Probe: BBHA9120D_1GHz_18GHz	Polarity: Horizontal
EUT: US WI-FI AP 4X4 OD ext. antenna	Power:DC 54V
Test Mode: Transmit at channel 5755MHz by 802.11n-HT40 Ant 0	

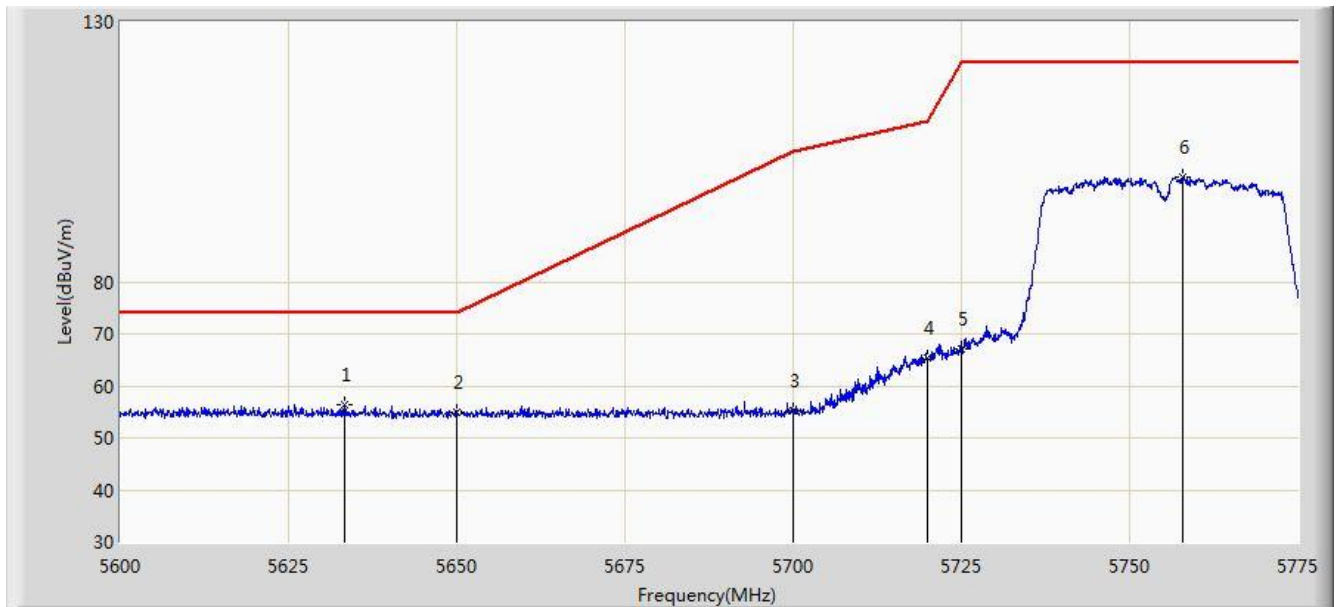


No	Flag	Mark	Frequency (MHz)	Measure Level (dBuV/m)	Reading Level (dBuV)	Margin (dB)	Limit (dBuV/m)	Factor (dB)	Type
1			5645.587	59.377	54.721	-14.623	74.000	4.657	PK
2			5650.000	56.395	51.724	-17.605	74.000	4.671	PK
3			5700.000	63.969	59.091	-41.231	105.200	4.878	PK
4			5720.000	79.478	74.481	-31.322	110.800	4.997	PK
5			5725.000	82.023	76.994	-40.177	122.200	5.029	PK
6		*	5742.100	113.447	108.309	N/A	N/A	5.138	PK

Note: Measure Level (dBuV/m) = Reading Level (dBuV) + Factor (dB)

Factor (dB) = Cable Loss (dB) + Antenna Factor (dB/m) - Pre\_Amplifier Gain (dB)

Site: AC1	Time: 2016/09/05 - 16:55
Limit: FCC_Part15.407_RE(3m)	Engineer: Kevin Ke
Probe: BBHA9120D_1GHz_18GHz	Polarity: Vertical
EUT: US WI-FI AP 4X4 OD ext. antenna	Power:DC 54V
Test Mode: Transmit at channel 5755MHz by 802.11n-HT40 Ant 0	

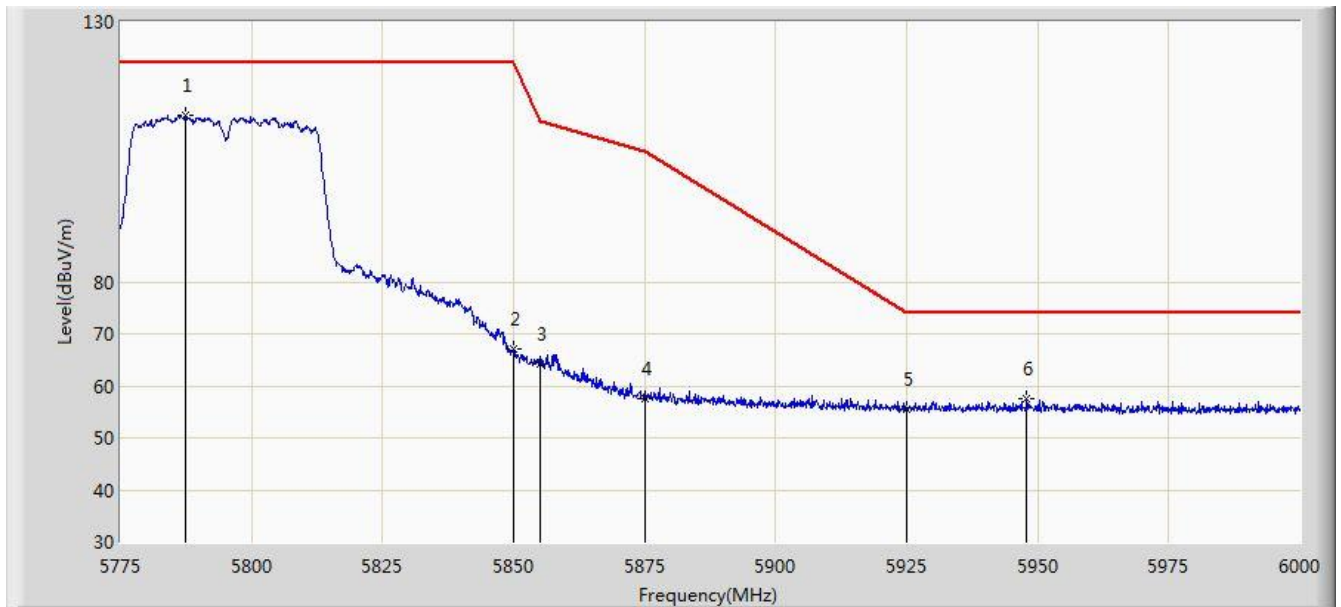


No	Flag	Mark	Frequency (MHz)	Measure Level (dBuV/m)	Reading Level (dBuV)	Margin (dB)	Limit (dBuV/m)	Factor (dB)	Type
1		*	5633.425	56.432	51.813	-17.568	74.000	4.618	PK
2			5650.000	54.840	50.169	-19.160	74.000	4.671	PK
3			5700.000	55.341	50.463	-49.859	105.200	4.878	PK
4			5720.000	65.356	60.359	-45.444	110.800	4.997	PK
5			5725.000	67.228	62.199	-54.972	122.200	5.029	PK
6			5757.937	100.125	94.897	N/A	N/A	5.228	PK

Note: Measure Level (dBuV/m) = Reading Level (dBuV) + Factor (dB)

Factor (dB) = Cable Loss (dB) + Antenna Factor (dB/m) - Pre\_Amplifier Gain (dB)

Site: AC1	Time: 2016/09/05 - 16:57
Limit: FCC_Part15.407_RE(3m)	Engineer: Kevin Ke
Probe: BBHA9120D_1GHz_18GHz	Polarity: Horizontal
EUT: US WI-FI AP 4X4 OD ext. antenna	Power:DC 54V
Test Mode: Transmit at channel 5795MHz by 802.11n-HT40 Ant 0	

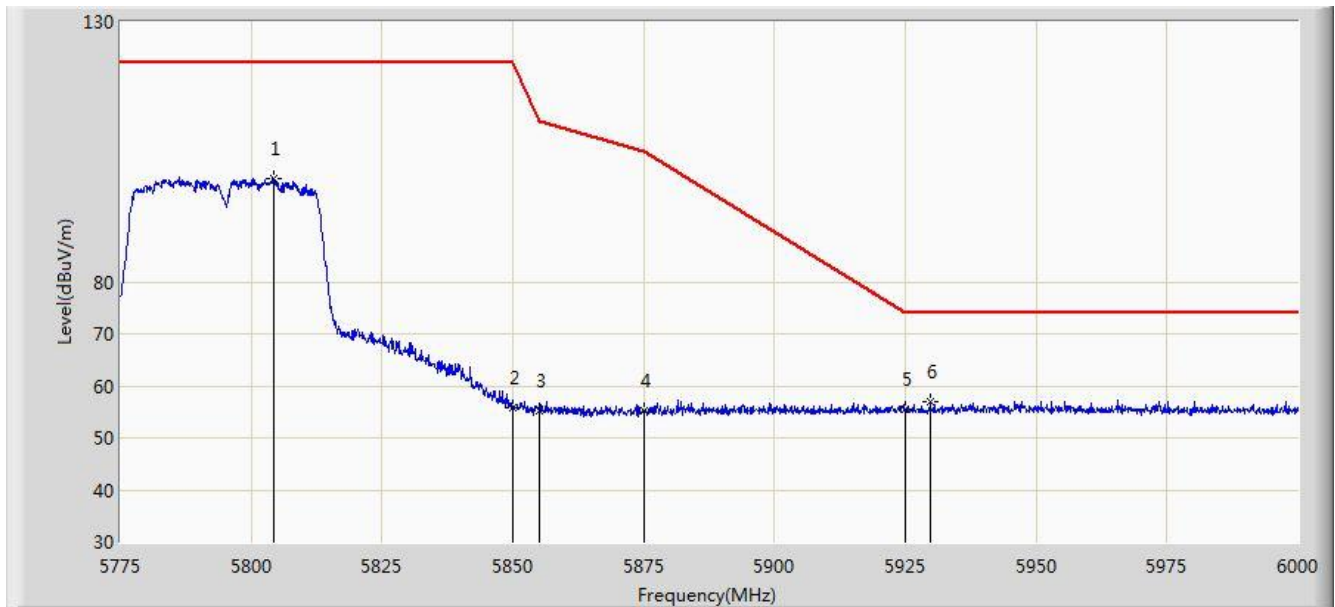


No	Flag	Mark	Frequency (MHz)	Measure Level (dBuV/m)	Reading Level (dBuV)	Margin (dB)	Limit (dBuV/m)	Factor (dB)	Type
1		*	5787.487	112.162	106.783	N/A	N/A	5.379	PK
2			5850.000	67.022	61.296	-55.178	122.200	5.726	PK
3			5855.000	64.240	58.494	-46.560	110.800	5.746	PK
4			5875.000	57.617	51.797	-47.583	105.200	5.820	PK
5			5925.000	55.625	49.659	-18.375	74.000	5.967	PK
6			5947.913	57.433	51.411	-16.567	74.000	6.023	PK

Note: Measure Level (dBuV/m) = Reading Level (dBuV) + Factor (dB)

Factor (dB) = Cable Loss (dB) + Antenna Factor (dB/m) - Pre\_Amplifier Gain (dB)

Site: AC1	Time: 2016/09/05 - 17:00
Limit: FCC_Part15.407_RE(3m)	Engineer: Kevin Ke
Probe: BBHA9120D_1GHz_18GHz	Polarity: Vertical
EUT: US WI-FI AP 4X4 OD ext. antenna	Power:DC 54V
Test Mode: Transmit at channel 5795MHz by 802.11n-HT40 Ant 0	

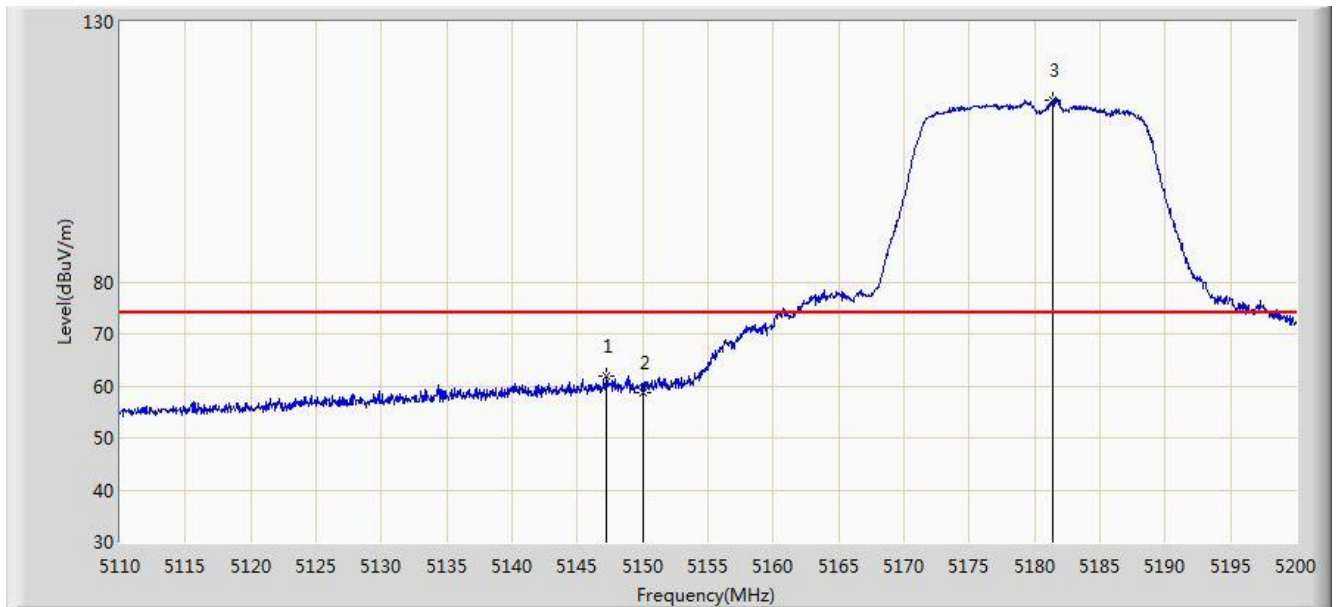


No	Flag	Mark	Frequency (MHz)	Measure Level (dBuV/m)	Reading Level (dBuV)	Margin (dB)	Limit (dBuV/m)	Factor (dB)	Type
1			5804.362	99.820	94.351	N/A	N/A	5.469	PK
2			5850.000	55.743	50.017	-66.457	122.200	5.726	PK
3			5855.000	55.099	49.353	-55.701	110.800	5.746	PK
4			5875.000	55.233	49.413	-49.967	105.200	5.820	PK
5			5925.000	55.386	49.420	-18.614	74.000	5.967	PK
6		*	5929.800	56.887	50.909	-17.113	74.000	5.979	PK

Note: Measure Level (dBuV/m) = Reading Level (dBuV) + Factor (dB)

Factor (dB) = Cable Loss (dB) + Antenna Factor (dB/m) - Pre\_Amplifier Gain (dB)

Site: AC1	Time: 2016/09/05 - 17:03
Limit: FCC_Part15.209_RE(3m)	Engineer: Kevin Ke
Probe: BBHA9120D_1GHz_18GHz	Polarity: Horizontal
EUT: US WI-FI AP 4X4 OD ext. antenna	Power:DC 54V
Test Mode: Transmit at channel 5180MHz by 802.11ac-VHT20 Ant 0	

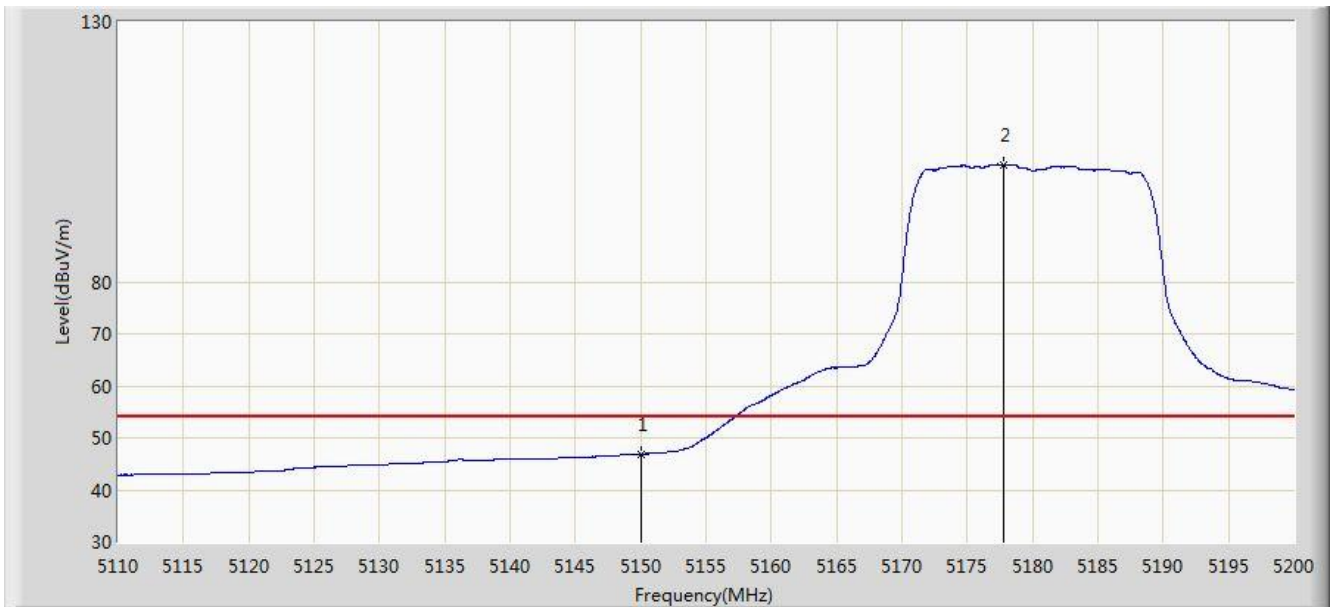


No	Flag	Mark	Frequency (MHz)	Measure Level (dBuV/m)	Reading Level (dBuV)	Margin (dB)	Limit (dBuV/m)	Factor (dB)	Type
1			5147.215	61.987	57.811	-12.013	74.000	4.176	PK
2			5150.000	58.726	54.557	-15.274	74.000	4.170	PK
3		*	5181.370	115.042	110.978	N/A	N/A	4.064	PK

Note: Measure Level (dB $\mu$ V/m) = Reading Level (dB $\mu$ V) + Factor (dB)

Factor (dB) = Cable Loss (dB) + Antenna Factor (dB/m) - Pre\_Amplifier Gain (dB)

Site: AC1	Time: 2016/09/05 - 17:05
Limit: FCC_Part15.209_RE(3m)	Engineer: Kevin Ke
Probe: BBHA9120D_1GHz_18GHz	Polarity: Horizontal
EUT: US WI-FI AP 4X4 OD ext. antenna	Power:DC 54V
Test Mode: Transmit at channel 5180MHz by 802.11ac-VHT20 Ant 0	

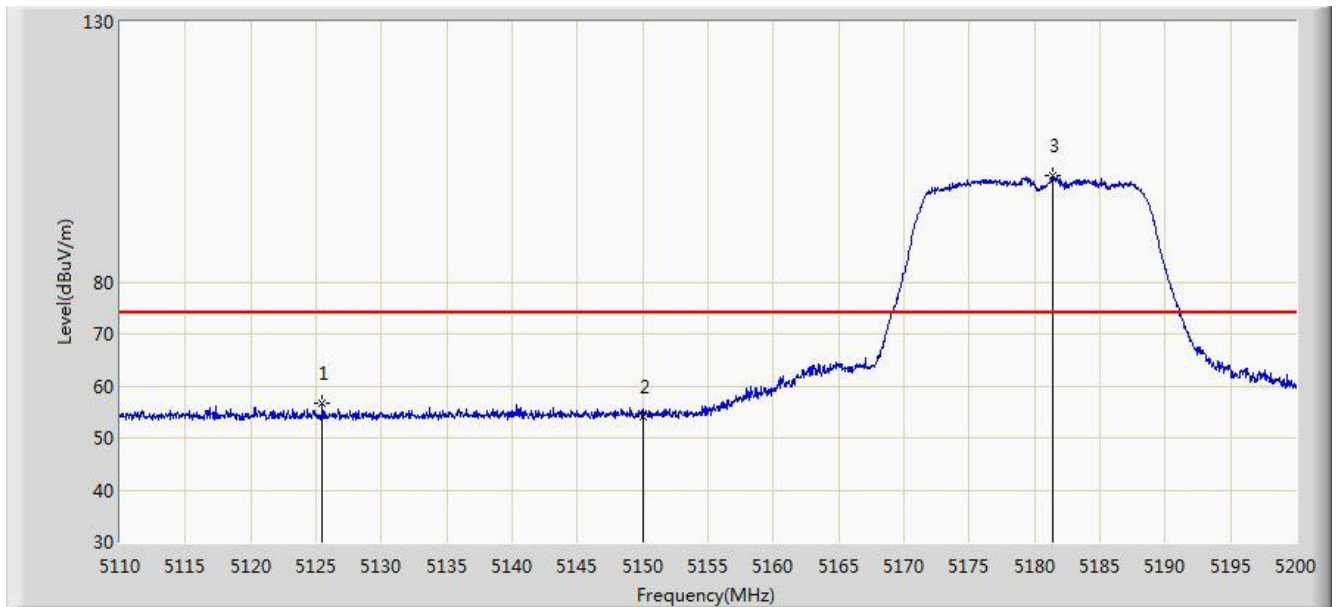


No	Flag	Mark	Frequency (MHz)	Measure Level (dBuV/m)	Reading Level (dBuV)	Margin (dB)	Limit (dBuV/m)	Factor (dB)	Type
1			5150.000	46.912	42.743	-7.088	54.000	4.170	AV
2		*	5177.815	102.518	98.441	N/A	N/A	4.076	AV

Note: Measure Level (dBμV/m) = Reading Level (dBμV) + Factor (dB)

Factor (dB) = Cable Loss (dB) + Antenna Factor (dB/m) - Pre\_Amplifier Gain (dB)

Site: AC1	Time: 2016/09/05 - 17:06
Limit: FCC_Part15.209_RE(3m)	Engineer: Kevin Ke
Probe: BBHA9120D_1GHz_18GHz	Polarity: Vertical
EUT: US WI-FI AP 4X4 OD ext. antenna	Power:DC 54V
Test Mode: Transmit at channel 5180MHz by 802.11ac-VHT20 Ant 0	

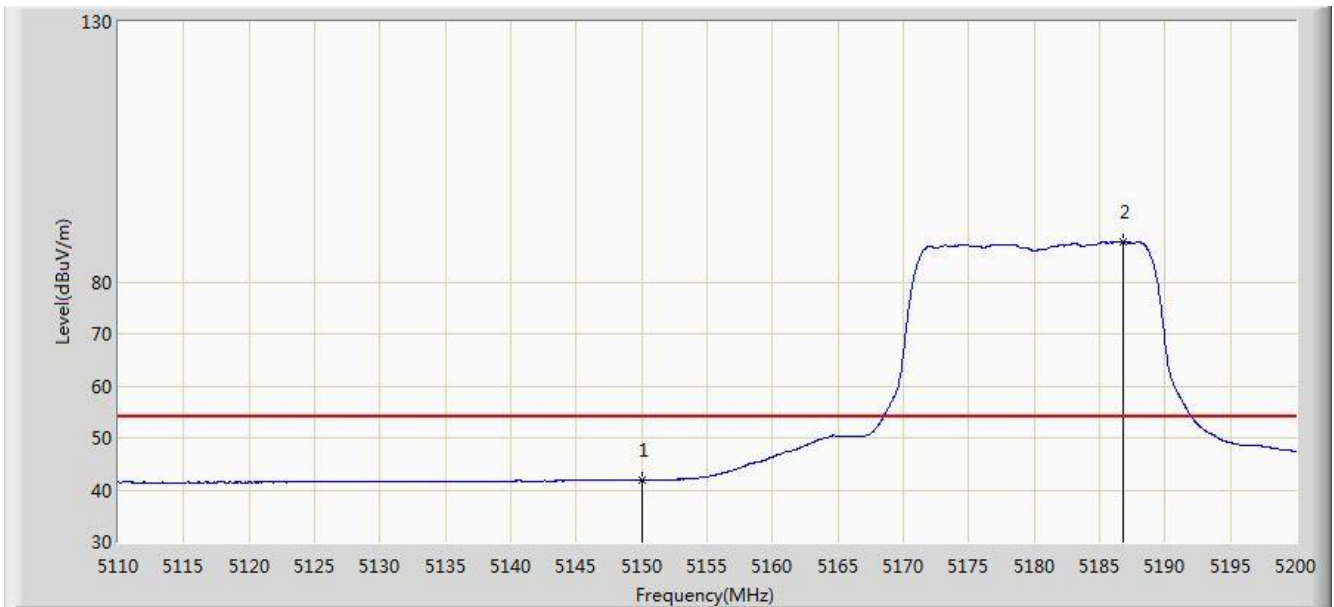


No	Flag	Mark	Frequency (MHz)	Measure Level (dBuV/m)	Reading Level (dBuV)	Margin (dB)	Limit (dBuV/m)	Factor (dB)	Type
1			5125.480	56.630	52.455	-17.370	74.000	4.175	PK
2			5150.000	54.145	49.976	-19.855	74.000	4.170	PK
3		*	5181.370	100.384	96.320	N/A	N/A	4.064	PK

Note: Measure Level (dB $\mu$ V/m) = Reading Level (dB $\mu$ V) + Factor (dB)

Factor (dB) = Cable Loss (dB) + Antenna Factor (dB/m) - Pre\_Amplifier Gain (dB)

Site: AC1	Time: 2016/09/05 - 17:08
Limit: FCC_Part15.209_RE(3m)	Engineer: Kevin Ke
Probe: BBHA9120D_1GHz_18GHz	Polarity: Vertical
EUT: US WI-FI AP 4X4 OD ext. antenna	Power:DC 54V
Test Mode: Transmit at channel 5180MHz by 802.11ac-VHT20 Ant 0	



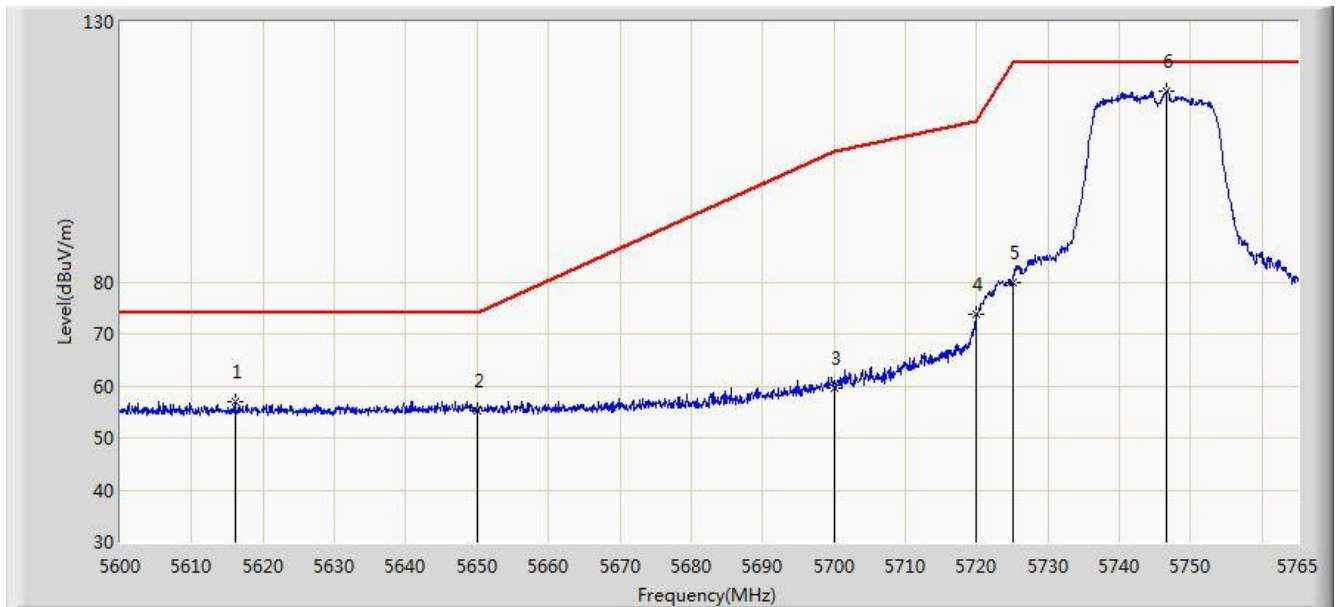
No	Flag	Mark	Frequency (MHz)	Measure Level (dBuV/m)	Reading Level (dBuV)	Margin (dB)	Limit (dBuV/m)	Factor (dB)	Type
1			5150.000	41.877	37.708	-12.123	54.000	4.170	AV
2		*	5186.815	87.709	83.664	N/A	N/A	4.045	AV

Note: Measure Level (dBμV/m) = Reading Level (dBμV) + Factor (dB)

Factor (dB) = Cable Loss (dB) + Antenna Factor (dB/m) - Pre\_Amplifier Gain (dB)



Site: AC1	Time: 2016/09/05 - 17:44
Limit: FCC_Part15.407_RE(3m)	Engineer: Kevin Ke
Probe: BBHA9120D_1GHz_18GHz	Polarity: Horizontal
EUT: US WI-FI AP 4X4 OD ext. antenna	Power:DC 54V
Test Mode: Transmit at channel 5745MHz by 802.11ac-VHT20 Ant 0	

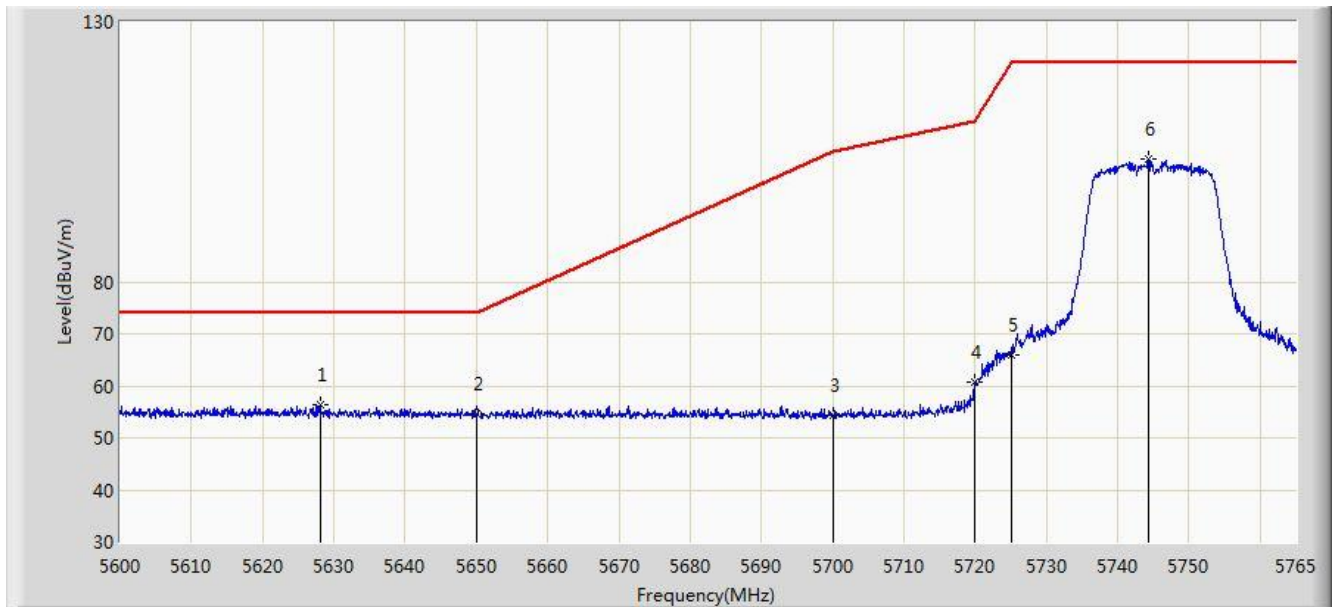


No	Flag	Mark	Frequency (MHz)	Measure Level (dBuV/m)	Reading Level (dBuV)	Margin (dB)	Limit (dBuV/m)	Factor (dB)	Type
1			5616.087	57.018	52.449	-16.982	74.000	4.569	PK
2			5650.000	55.356	50.685	-18.644	74.000	4.671	PK
3			5700.000	59.444	54.566	-45.756	105.200	4.878	PK
4			5720.000	73.654	68.657	-37.146	110.800	4.997	PK
5			5725.000	79.903	74.874	-42.297	122.200	5.029	PK
6		*	5746.685	116.530	111.365	N/A	N/A	5.165	PK

Note: Measure Level (dBμV/m) = Reading Level (dBμV) + Factor (dB)

Factor (dB) = Cable Loss (dB) + Antenna Factor (dB/m) - Pre\_Amplifier Gain (dB)

Site: AC1	Time: 2016/09/05 - 17:47
Limit: FCC_Part15.407_RE(3m)	Engineer: Kevin Ke
Probe: BBHA9120D_1GHz_18GHz	Polarity: Vertical
EUT: US WI-FI AP 4X4 OD ext. antenna	Power:DC 54V
Test Mode: Transmit at channel 5745MHz by 802.11ac-VHT20 Ant 0	

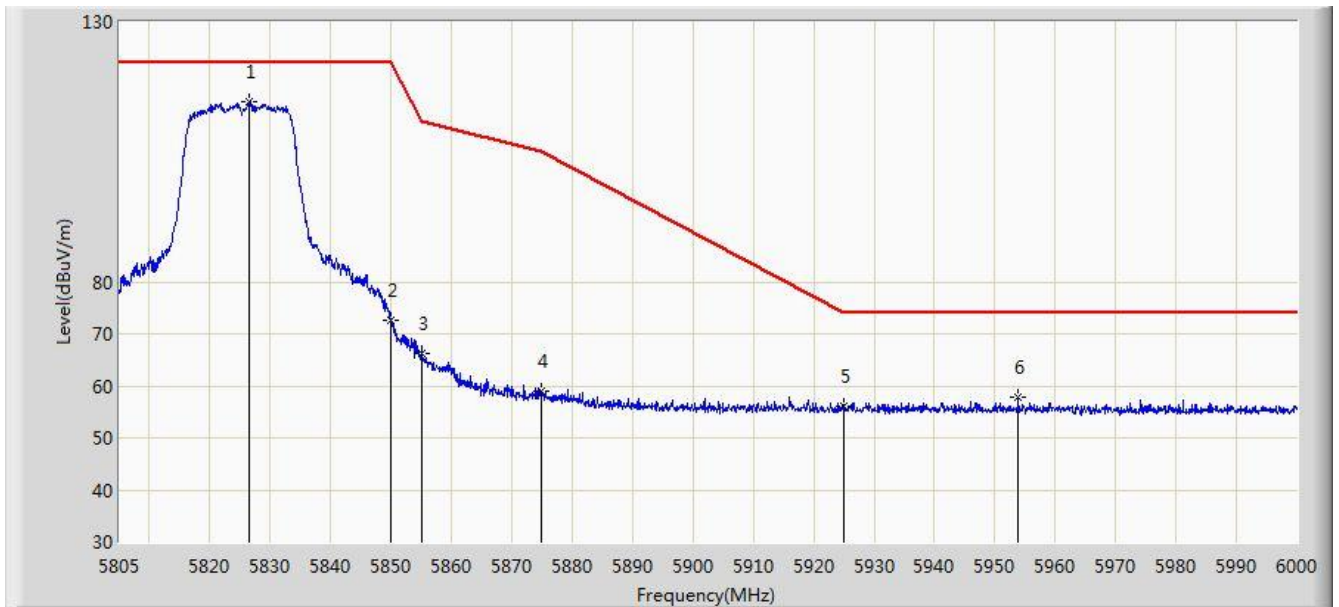


No	Flag	Mark	Frequency (MHz)	Measure Level (dBuV/m)	Reading Level (dBuV)	Margin (dB)	Limit (dBuV/m)	Factor (dB)	Type
1		*	5628.050	56.295	51.691	-17.705	74.000	4.604	PK
2			5650.000	54.566	49.895	-19.434	74.000	4.671	PK
3			5700.000	54.266	49.388	-50.934	105.200	4.878	PK
4			5720.000	60.580	55.583	-50.220	110.800	4.997	PK
5			5725.000	65.975	60.946	-56.225	122.200	5.029	PK
6			5744.292	103.492	98.341	N/A	N/A	5.151	PK

Note: Measure Level (dBuV/m) = Reading Level (dBuV) + Factor (dB)

Factor (dB) = Cable Loss (dB) + Antenna Factor (dB/m) - Pre\_Amplifier Gain (dB)

Site: AC1	Time: 2016/09/05 - 17:49
Limit: FCC_Part15.407_RE(3m)	Engineer: Kevin Ke
Probe: BBHA9120D_1GHz_18GHz	Polarity: Horizontal
EUT: US WI-FI AP 4X4 OD ext. antenna	Power:DC 54V
Test Mode: Transmit at channel 5825MHz by 802.11ac-VHT20 Ant 0	

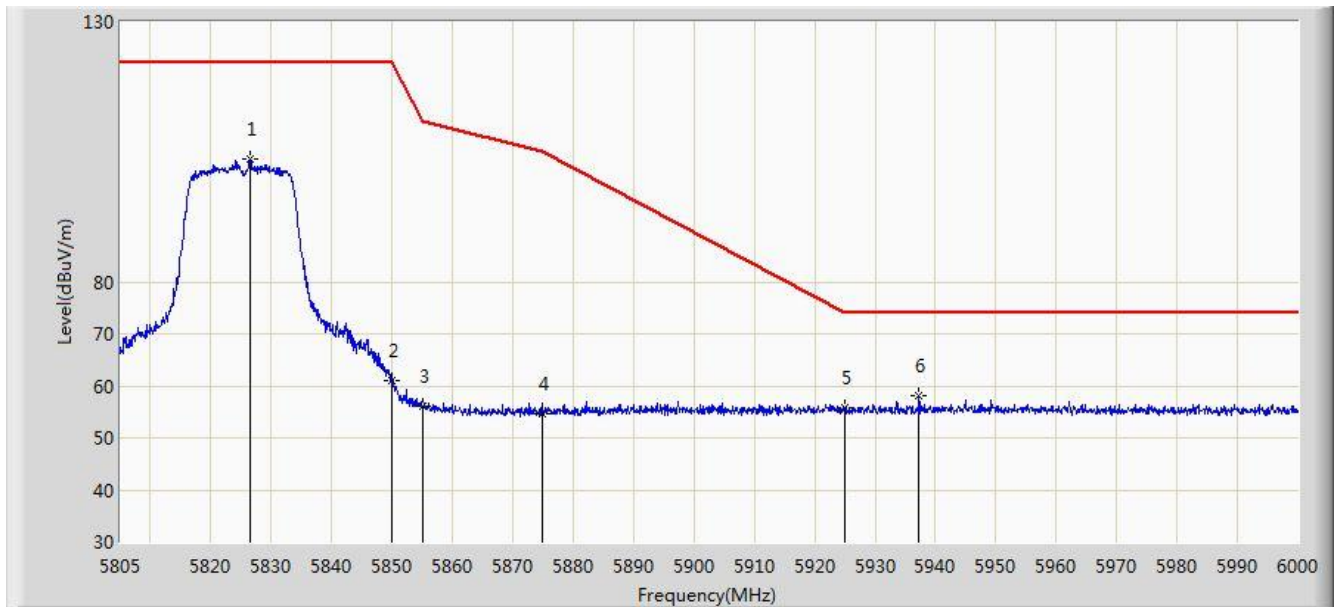


No	Flag	Mark	Frequency (MHz)	Measure Level (dBuV/m)	Reading Level (dBuV)	Margin (dB)	Limit (dBuV/m)	Factor (dB)	Type
1		*	5826.547	114.648	109.051	N/A	N/A	5.596	PK
2			5850.000	72.608	66.882	-49.592	122.200	5.726	PK
3			5855.000	66.283	60.537	-44.517	110.800	5.746	PK
4			5875.000	58.955	53.135	-46.245	105.200	5.820	PK
5			5925.000	56.176	50.210	-17.824	74.000	5.967	PK
6			5953.882	57.848	51.815	-16.152	74.000	6.034	PK

Note: Measure Level (dB $\mu$ V/m) = Reading Level (dB $\mu$ V) + Factor (dB)

Factor (dB) = Cable Loss (dB) + Antenna Factor (dB/m) - Pre\_Amplifier Gain (dB)

Site: AC1	Time: 2016/09/05 - 17:51
Limit: FCC_Part15.407_RE(3m)	Engineer: Kevin Ke
Probe: BBHA9120D_1GHz_18GHz	Polarity: Vertical
EUT: US WI-FI AP 4X4 OD ext. antenna	Power:DC 54V
Test Mode: Transmit at channel 5825MHz by 802.11ac-VHT20 Ant 0	

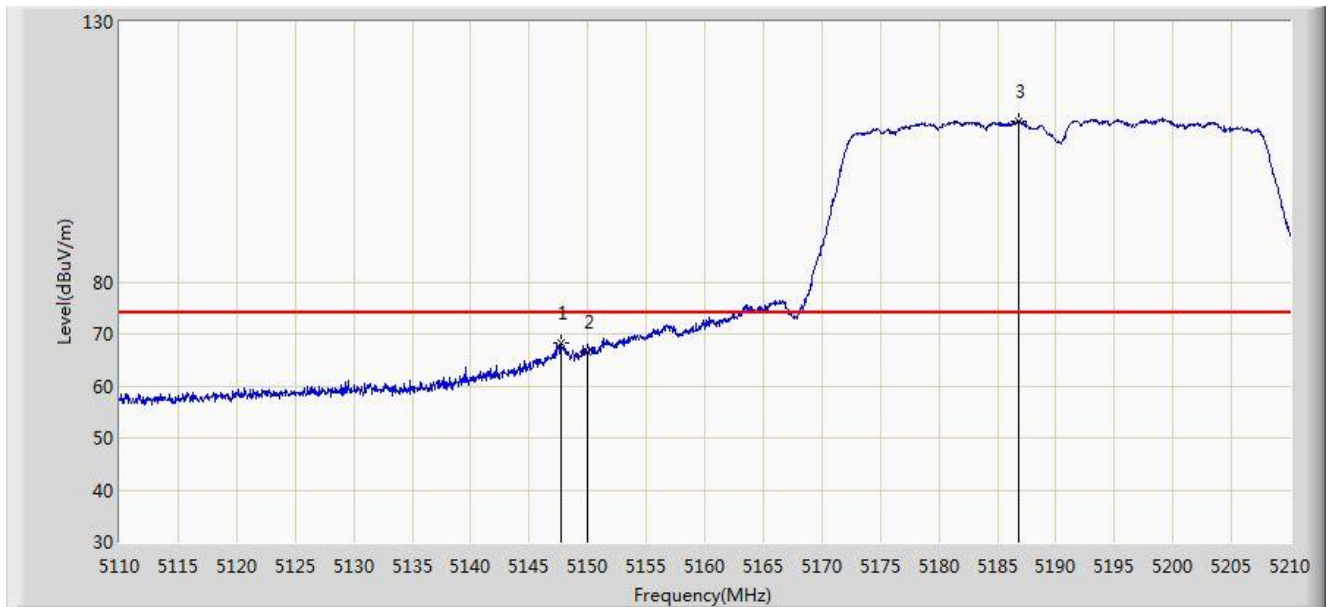


No	Flag	Mark	Frequency (MHz)	Measure Level (dBuV/m)	Reading Level (dBuV)	Margin (dB)	Limit (dBuV/m)	Factor (dB)	Type
1			5826.547	103.737	98.140	N/A	N/A	5.596	PK
2			5850.000	60.965	55.239	-61.235	122.200	5.726	PK
3			5855.000	55.960	50.214	-54.840	110.800	5.746	PK
4			5875.000	54.699	48.879	-50.501	105.200	5.820	PK
5			5925.000	55.885	49.919	-18.115	74.000	5.967	PK
6		*	5937.308	58.125	52.128	-15.875	74.000	5.997	PK

Note: Measure Level (dBμV/m) = Reading Level (dBμV) + Factor (dB)

Factor (dB) = Cable Loss (dB) + Antenna Factor (dB/m) - Pre\_Amplifier Gain (dB)

Site: AC1	Time: 2016/09/05 - 18:00
Limit: FCC_Part15.209_RE(3m)	Engineer: Kevin Ke
Probe: BBHA9120D_1GHz_18GHz	Polarity: Horizontal
EUT: US WI-FI AP 4X4 OD ext. antenna	Power:DC 54V
Test Mode: Transmit at channel 5190MHz by 802.11ac-VHT40 Ant 0	

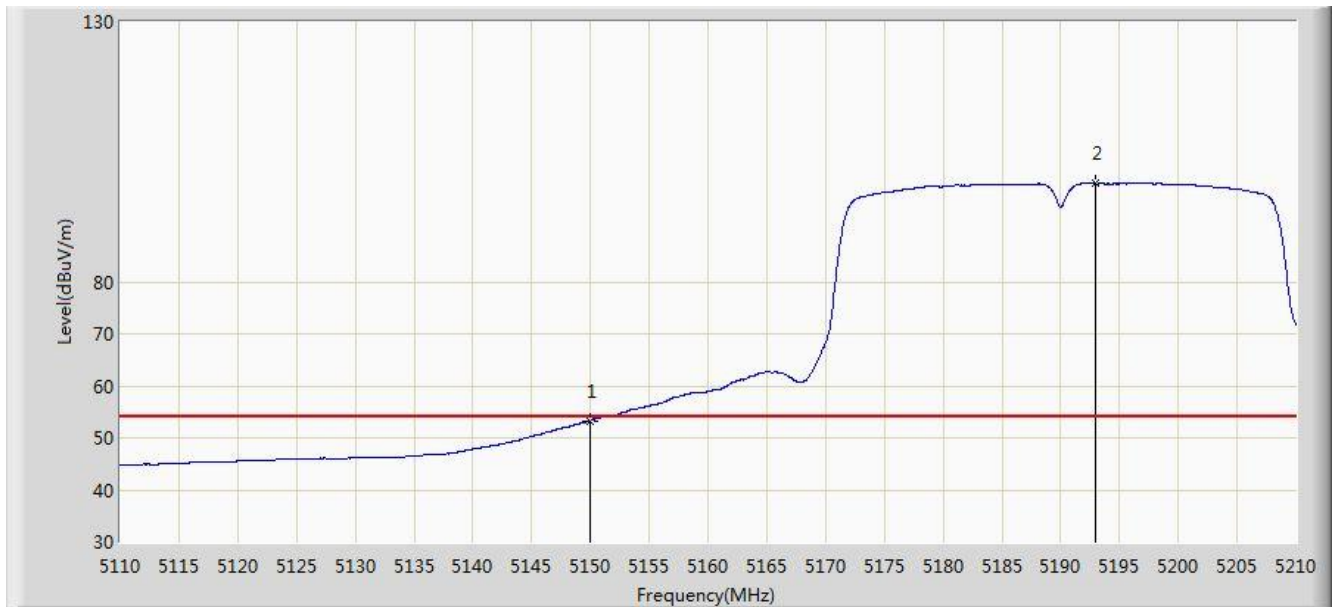


No	Flag	Mark	Frequency (MHz)	Measure Level (dBuV/m)	Reading Level (dBuV)	Margin (dB)	Limit (dBuV/m)	Factor (dB)	Type
1			5147.700	68.139	63.963	-5.861	74.000	4.176	PK
2			5150.000	66.638	62.469	-7.362	74.000	4.170	PK
3		*	5186.800	110.995	106.950	N/A	N/A	4.045	PK

Note: Measure Level (dB $\mu$ V/m) = Reading Level (dB $\mu$ V) + Factor (dB)

Factor (dB) = Cable Loss (dB) + Antenna Factor (dB/m) - Pre\_Amplifier Gain (dB)

Site: AC1	Time: 2016/09/05 - 18:02
Limit: FCC_Part15.209_RE(3m)	Engineer: Kevin Ke
Probe: BBHA9120D_1GHz_18GHz	Polarity: Horizontal
EUT: US WI-FI AP 4X4 OD ext. antenna	Power:DC 54V
Test Mode: Transmit at channel 5190MHz by 802.11ac-VHT40 Ant 0	

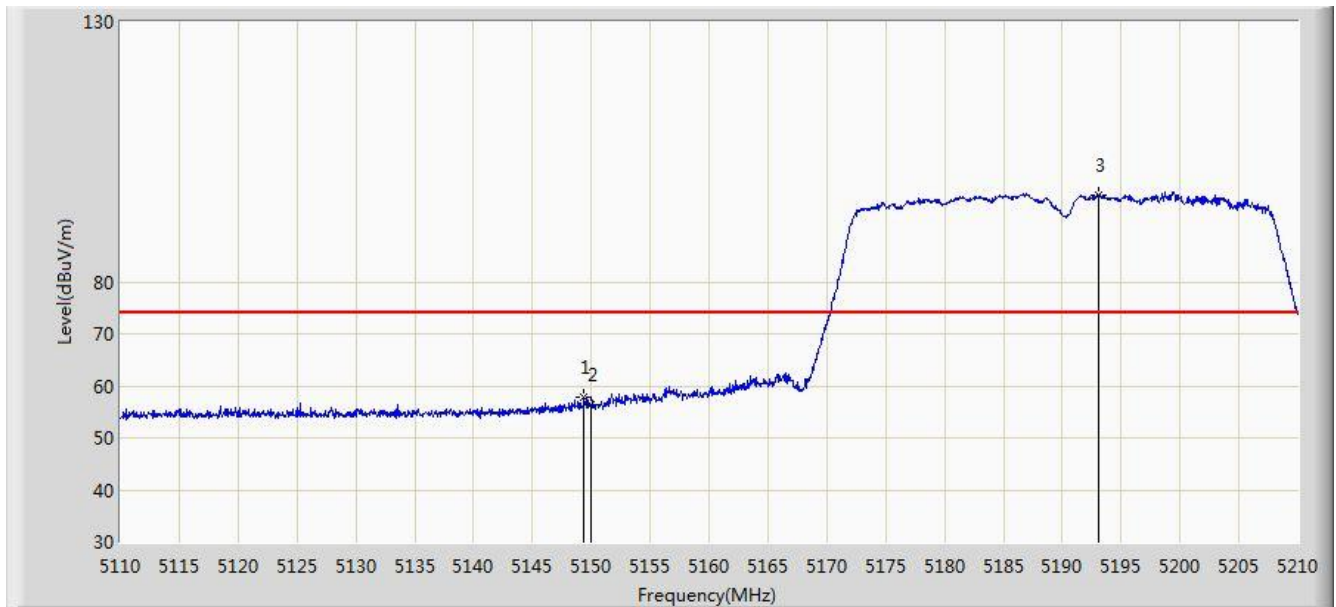


No	Flag	Mark	Frequency (MHz)	Measure Level (dBuV/m)	Reading Level (dBuV)	Margin (dB)	Limit (dBuV/m)	Factor (dB)	Type
1			5150.000	53.303	49.134	-0.697	54.000	4.170	AV
2		*	5193.000	98.863	94.840	N/A	N/A	4.022	AV

Note: Measure Level (dB $\mu$ V/m) = Reading Level (dB $\mu$ V) + Factor (dB)

Factor (dB) = Cable Loss (dB) + Antenna Factor (dB/m) - Pre\_Amplifier Gain (dB)

Site: AC1	Time: 2016/09/05 - 18:03
Limit: FCC_Part15.209_RE(3m)	Engineer: Kevin Ke
Probe: BBHA9120D_1GHz_18GHz	Polarity: Vertical
EUT: US WI-FI AP 4X4 OD ext. antenna	Power:DC 54V
Test Mode: Transmit at channel 5190MHz by 802.11ac-VHT40 Ant 0	

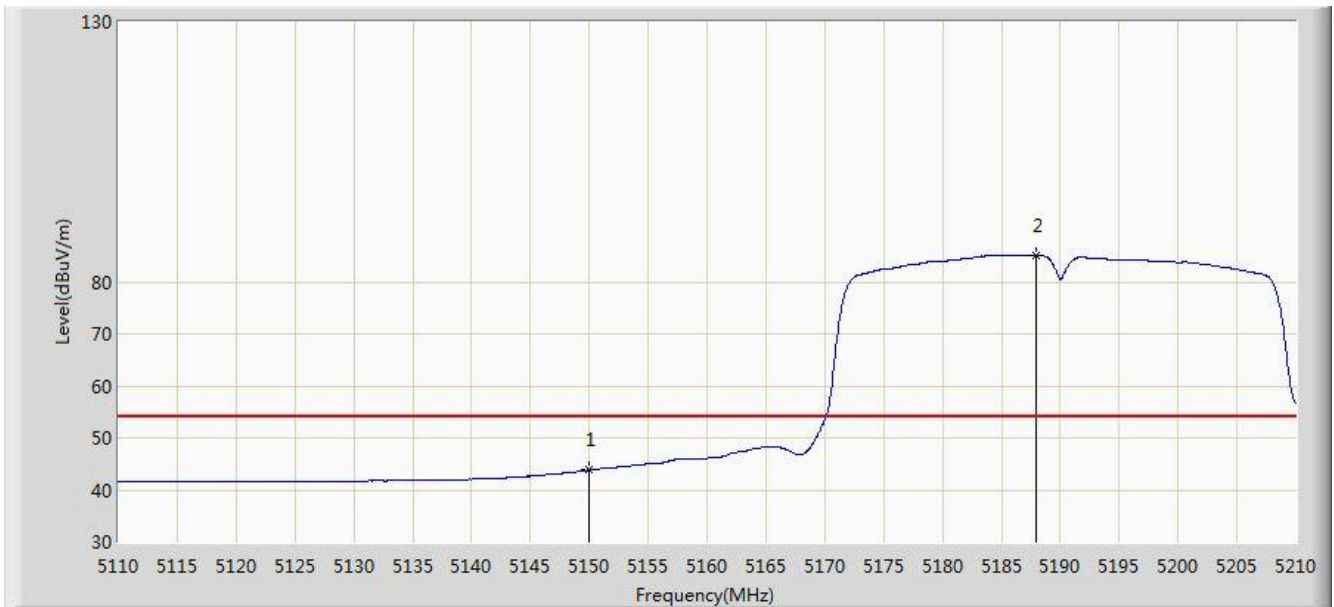


No	Flag	Mark	Frequency (MHz)	Measure Level (dBuV/m)	Reading Level (dBuV)	Margin (dB)	Limit (dBuV/m)	Factor (dB)	Type
1			5149.350	57.958	53.787	-16.042	74.000	4.171	PK
2			5150.000	56.398	52.229	-17.602	74.000	4.170	PK
3		*	5193.100	96.626	92.604	N/A	N/A	4.023	PK

Note: Measure Level (dB $\mu$ V/m) = Reading Level (dB $\mu$ V) + Factor (dB)

Factor (dB) = Cable Loss (dB) + Antenna Factor (dB/m) - Pre\_Amplifier Gain (dB)

Site: AC1	Time: 2016/09/05 - 18:06
Limit: FCC_Part15.209_RE(3m)	Engineer: Kevin Ke
Probe: BBHA9120D_1GHz_18GHz	Polarity: Vertical
EUT: US WI-FI AP 4X4 OD ext. antenna	Power:DC 54V
Test Mode: Transmit at channel 5190MHz by 802.11ac-VHT40 Ant 0	



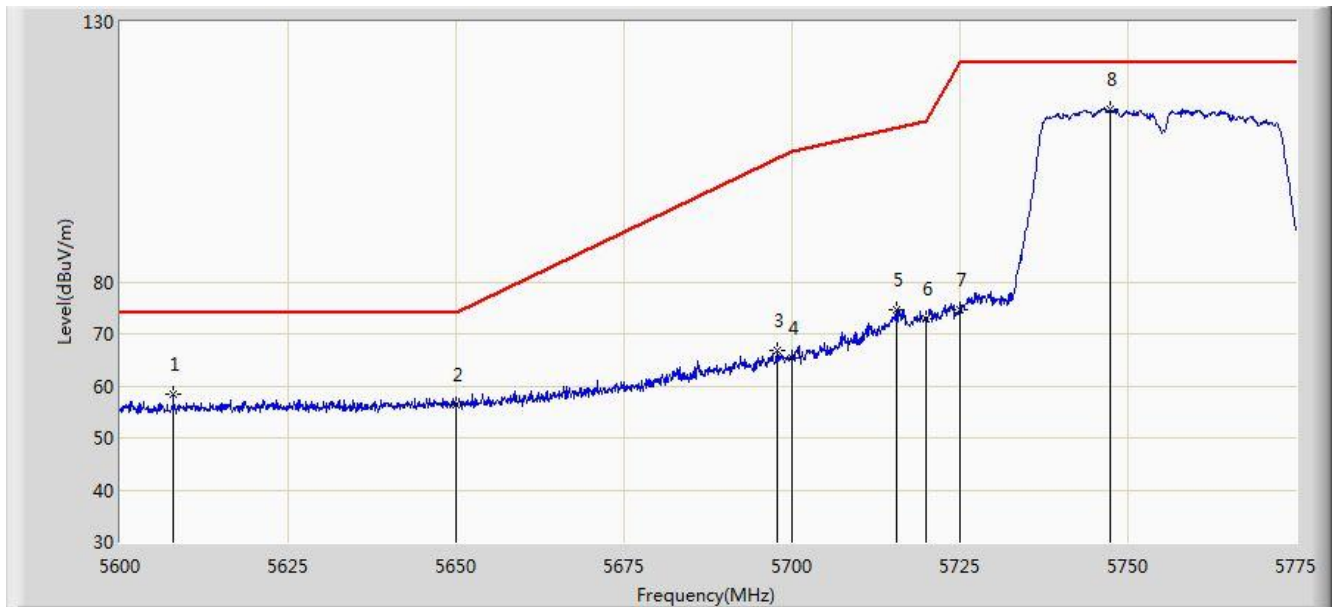
No	Flag	Mark	Frequency (MHz)	Measure Level (dBuV/m)	Reading Level (dBuV)	Margin (dB)	Limit (dBuV/m)	Factor (dB)	Type
1			5150.000	43.793	39.624	-10.207	54.000	4.170	AV
2		*	5188.000	85.166	81.125	N/A	N/A	4.041	AV

Note: Measure Level (dBμV/m) = Reading Level (dBμV) + Factor (dB)

Factor (dB) = Cable Loss (dB) + Antenna Factor (dB/m) - Pre\_Amplifier Gain (dB)



Site: AC1	Time: 2016/09/07 - 18:51
Limit: FCC_Part15.407_RE(3m)	Engineer: Kevin Ke
Probe: BBHA9120D_1GHz_18GHz	Polarity: Horizontal
EUT: US WI-FI AP 4X4 OD ext. antenna	Power:DC 54V
Test Mode: Transmit at channel 5755MHz by 802.11ac-VHT40 Ant 0	

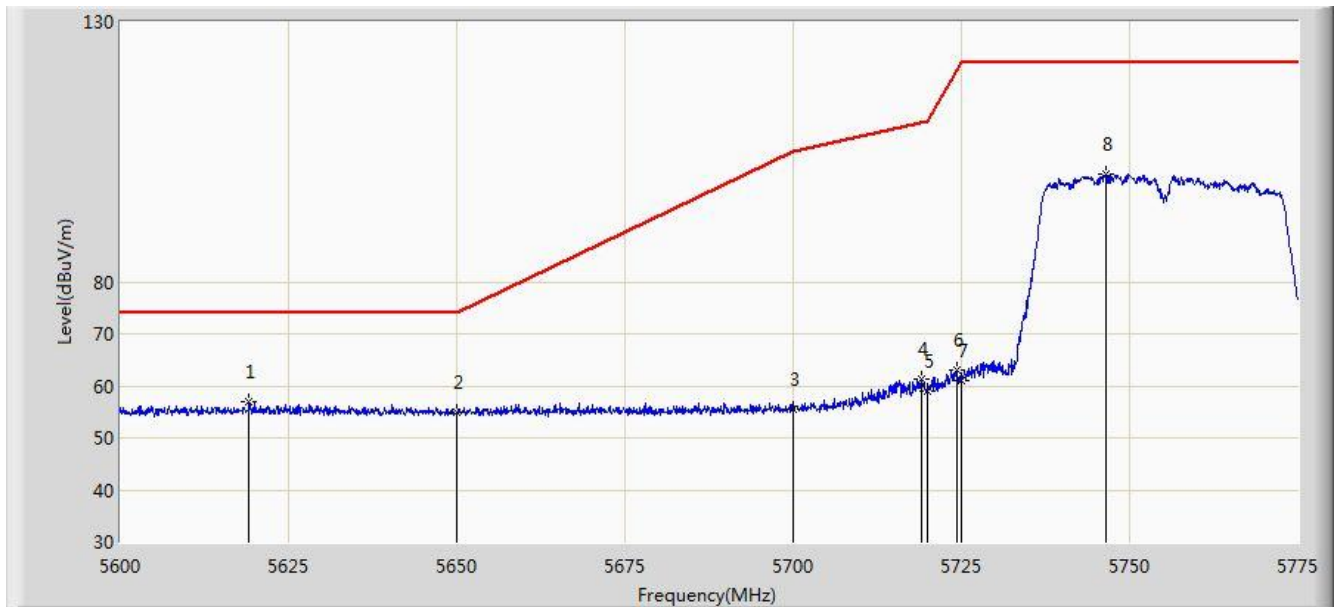


No	Flag	Mark	Frequency (MHz)	Measure Level (dBuV/m)	Reading Level (dBuV)	Margin (dB)	Limit (dBuV/m)	Factor (dB)	Type
1			5607.875	58.510	53.964	-15.490	74.000	4.546	PK
2			5650.000	56.297	51.626	-17.703	74.000	4.671	PK
3			5697.737	66.767	61.901	-37.027	103.794	4.866	PK
4			5700.000	65.324	60.446	-39.876	105.200	4.878	PK
5			5715.587	74.723	69.755	-34.843	109.566	4.968	PK
6			5720.000	72.868	67.871	-37.932	110.800	4.997	PK
7			5725.000	74.719	69.690	-47.481	122.200	5.029	PK
8		*	5747.350	113.087	107.919	N/A	N/A	5.168	PK

Note: Measure Level (dB $\mu$ V/m) = Reading Level (dB $\mu$ V) + Factor (dB)

Factor (dB) = Cable Loss (dB) + Antenna Factor (dB/m) - Pre\_Amplifier Gain (dB)

Site: AC1	Time: 2016/09/07 - 18:54
Limit: FCC_Part15.407_RE(3m)	Engineer: Kevin Ke
Probe: BBHA9120D_1GHz_18GHz	Polarity: Vertical
EUT: US WI-FI AP 4X4 OD ext. antenna	Power:DC 54V
Test Mode: Transmit at channel 5755MHz by 802.11ac-VHT40 Ant 0	

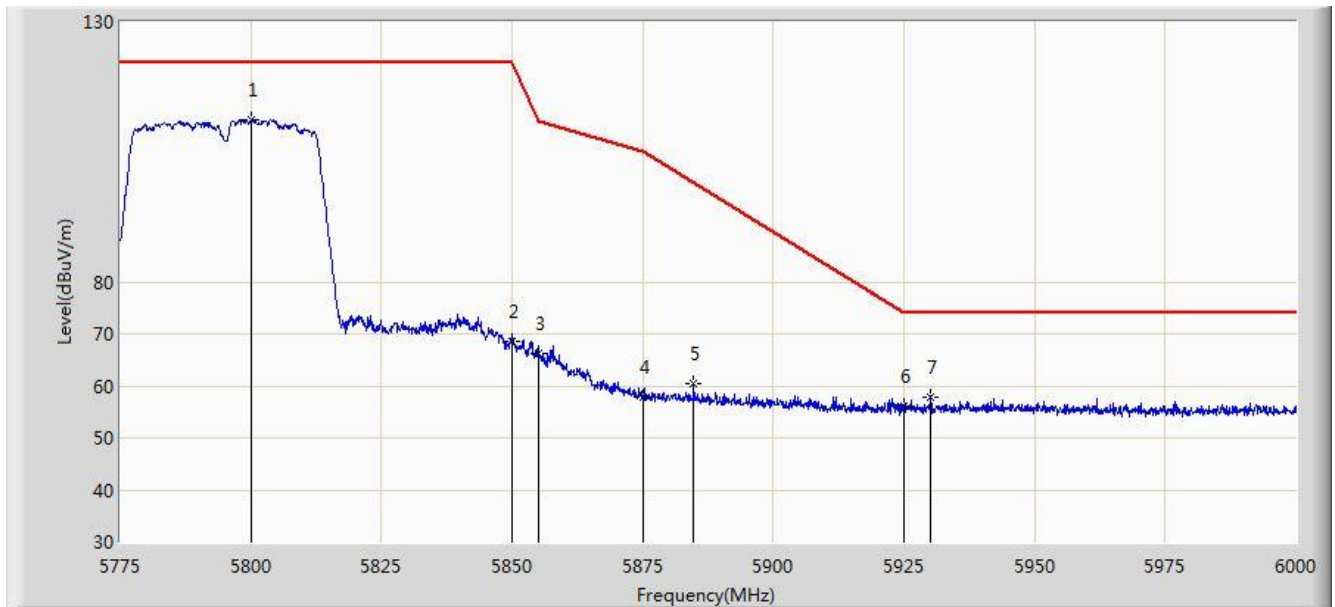


No	Flag	Mark	Frequency (MHz)	Measure Level (dBuV/m)	Reading Level (dBuV)	Margin (dB)	Limit (dBuV/m)	Factor (dB)	Type
1		*	5619.163	56.940	52.362	-17.060	74.000	4.578	PK
2			5650.000	54.822	50.151	-19.178	74.000	4.671	PK
3			5700.000	55.480	50.602	-49.720	105.200	4.878	PK
4			5719.000	61.363	56.373	-49.157	110.520	4.990	PK
5			5720.000	59.004	54.007	-51.796	110.800	4.997	PK
6			5724.250	63.161	58.137	-57.329	120.491	5.024	PK
7			5725.000	61.137	56.108	-61.063	122.200	5.029	PK
8			5746.388	100.727	95.564	N/A	N/A	5.163	PK

Note: Measure Level (dBμV/m) = Reading Level (dBμV) + Factor (dB)

Factor (dB) = Cable Loss (dB) + Antenna Factor (dB/m) - Pre\_Amplifier Gain (dB)

Site: AC1	Time: 2016/09/07 - 18:58
Limit: FCC_Part15.407_RE(3m)	Engineer: Kevin Ke
Probe: BBHA9120D_1GHz_18GHz	Polarity: Horizontal
EUT: US WI-FI AP 4X4 OD ext. antenna	Power:DC 54V
Test Mode: Transmit at channel 5795MHz by 802.11ac-VHT40 Ant 0	

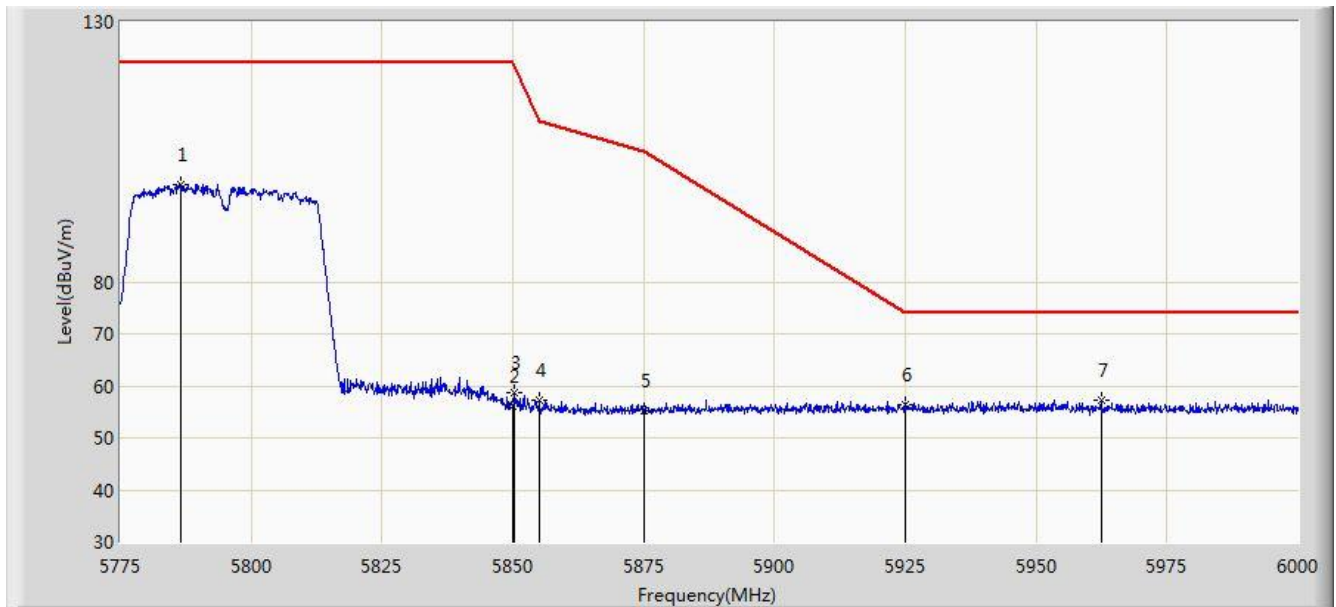


No	Flag	Mark	Frequency (MHz)	Measure Level (dBuV/m)	Reading Level (dBuV)	Margin (dB)	Limit (dBuV/m)	Factor (dB)	Type
1		*	5800.087	111.234	105.788	N/A	N/A	5.445	PK
2			5850.000	68.520	62.794	-53.680	122.200	5.726	PK
3			5855.000	66.137	60.391	-44.663	110.800	5.746	PK
4			5875.000	57.774	51.954	-47.426	105.200	5.820	PK
5			5884.800	60.410	54.557	-38.653	99.064	5.854	PK
6			5925.000	55.988	50.022	-18.012	74.000	5.967	PK
7			5930.138	57.966	51.987	-16.034	74.000	5.979	PK

Note: Measure Level (dBμV/m) = Reading Level (dBμV) + Factor (dB)

Factor (dB) = Cable Loss (dB) + Antenna Factor (dB/m) - Pre\_Amplifier Gain (dB)

Site: AC1	Time: 2016/09/07 - 18:59
Limit: FCC_Part15.407_RE(3m)	Engineer: Kevin Ke
Probe: BBHA9120D_1GHz_18GHz	Polarity: Vertical
EUT: US WI-FI AP 4X4 OD ext. antenna	Power:DC 54V
Test Mode: Transmit at channel 5795MHz by 802.11ac-VHT40 Ant 0	

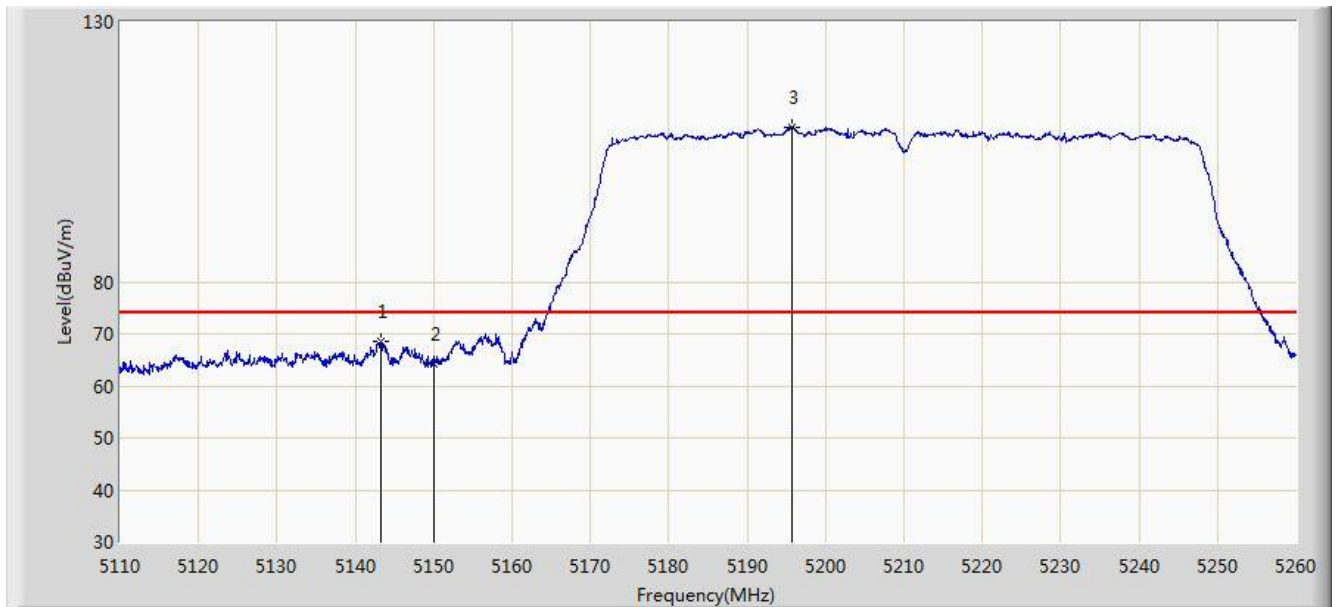


No	Flag	Mark	Frequency (MHz)	Measure Level (dBuV/m)	Reading Level (dBuV)	Margin (dB)	Limit (dBuV/m)	Factor (dB)	Type
1			5786.700	98.837	93.462	N/A	N/A	5.375	PK
2			5850.000	56.146	50.420	-66.054	122.200	5.726	PK
3			5850.375	58.735	53.008	-62.610	121.345	5.727	PK
4			5855.000	57.157	51.411	-53.643	110.800	5.746	PK
5			5875.000	55.317	49.497	-49.883	105.200	5.820	PK
6			5925.000	56.265	50.299	-17.735	74.000	5.967	PK
7		*	5962.425	57.130	51.082	-16.870	74.000	6.048	PK

Note: Measure Level (dBμV/m) = Reading Level (dBμV) + Factor (dB)

Factor (dB) = Cable Loss (dB) + Antenna Factor (dB/m) - Pre\_Amplifier Gain (dB)

Site: AC1	Time: 2016/09/07 - 19:01
Limit: FCC_Part15.209_RE(3m)	Engineer: Kevin Ke
Probe: BBHA9120D_1GHz_18GHz	Polarity: Horizontal
EUT: US WI-FI AP 4X4 OD ext. antenna	Power:DC 54V
Test Mode: Transmit at channel 5210MHz by 802.11ac-VHT80 Ant 0	

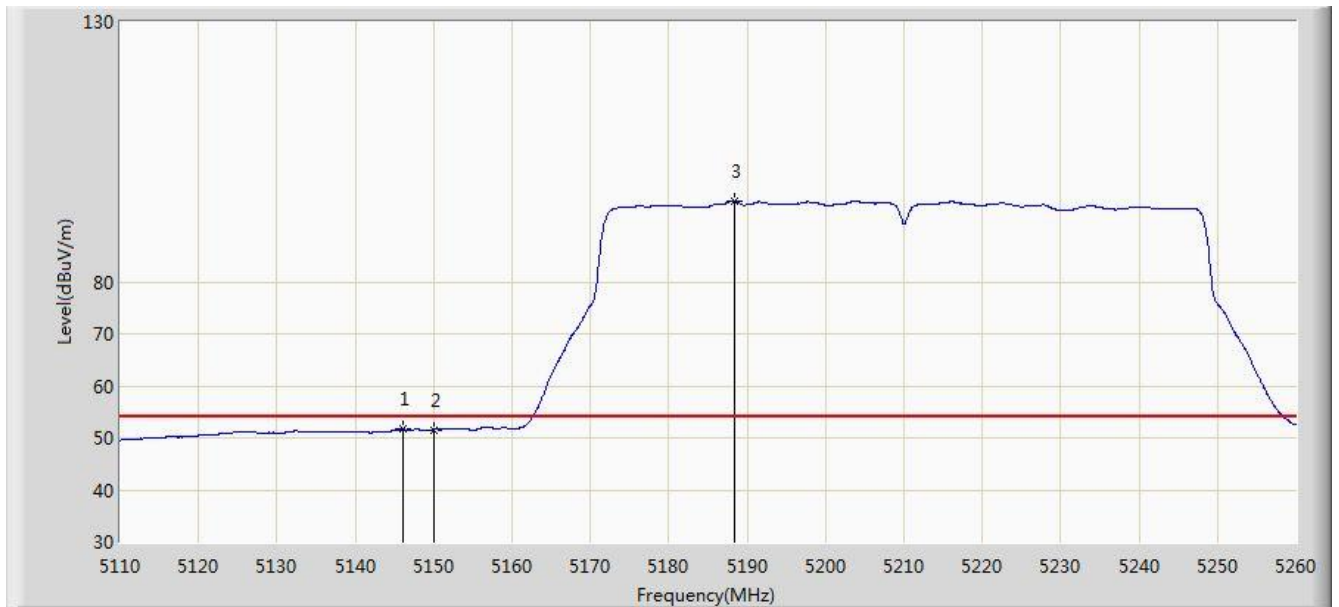


No	Flag	Mark	Frequency (MHz)	Measure Level (dBuV/m)	Reading Level (dBuV)	Margin (dB)	Limit (dBuV/m)	Factor (dB)	Type
1			5143.225	68.533	64.357	-5.467	74.000	4.176	PK
2			5150.000	64.135	59.966	-9.865	74.000	4.170	PK
3		*	5195.800	109.797	105.784	N/A	N/A	4.013	PK

Note: Measure Level (dBμV/m) = Reading Level (dBμV) + Factor (dB)

Factor (dB) = Cable Loss (dB) + Antenna Factor (dB/m) - Pre\_Amplifier Gain (dB)

Site: AC1	Time: 2016/09/07 - 19:02
Limit: FCC_Part15.209_RE(3m)	Engineer: Kevin Ke
Probe: BBHA9120D_1GHz_18GHz	Polarity: Horizontal
EUT: US WI-FI AP 4X4 OD ext. antenna	Power:DC 54V
Test Mode: Transmit at channel 5210MHz by 802.11ac-VHT80 Ant 0	

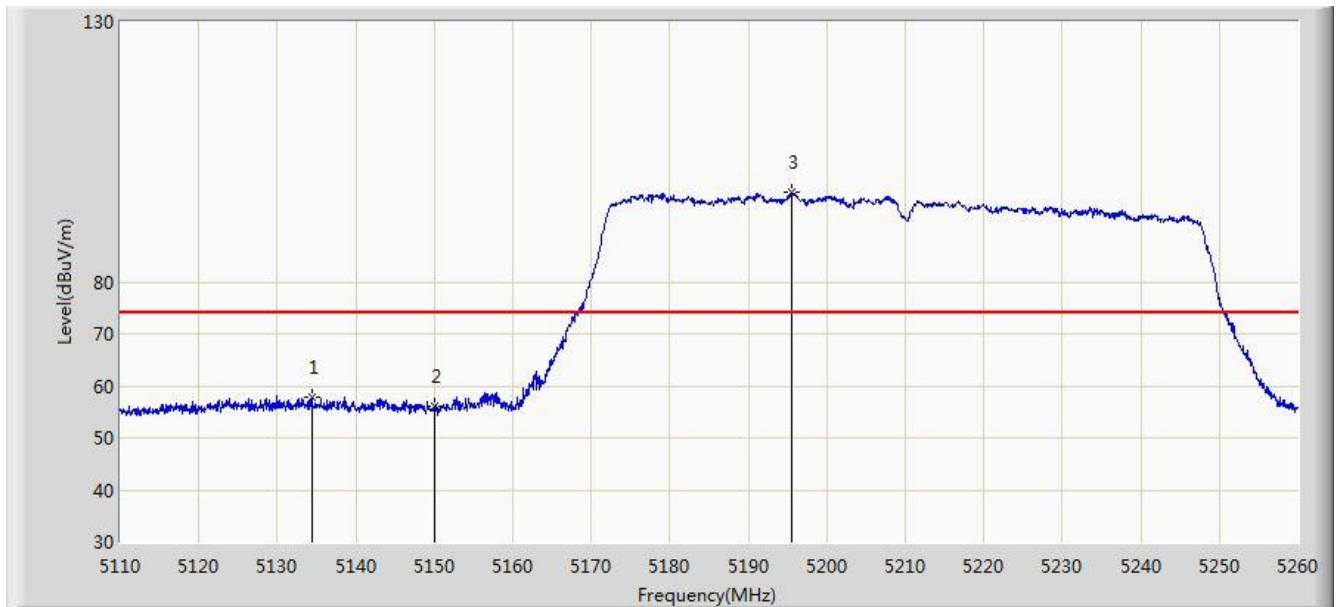


No	Flag	Mark	Frequency (MHz)	Measure Level (dBuV/m)	Reading Level (dBuV)	Margin (dB)	Limit (dBuV/m)	Factor (dB)	Type
1			5146.075	51.620	47.444	-2.380	54.000	4.175	AV
2			5150.000	51.573	47.404	-2.427	54.000	4.170	AV
3		*	5188.300	95.538	91.499	N/A	N/A	4.040	AV

Note: Measure Level (dB $\mu$ V/m) = Reading Level (dB $\mu$ V) + Factor (dB)

Factor (dB) = Cable Loss (dB) + Antenna Factor (dB/m) - Pre\_Amplifier Gain (dB)

Site: AC1	Time: 2016/09/07 - 19:03
Limit: FCC_Part15.209_RE(3m)	Engineer: Kevin Ke
Probe: BBHA9120D_1GHz_18GHz	Polarity: Vertical
EUT: US WI-FI AP 4X4 OD ext. antenna	Power:DC 54V
Test Mode: Transmit at channel 5210MHz by 802.11ac-VHT80 Ant 0	

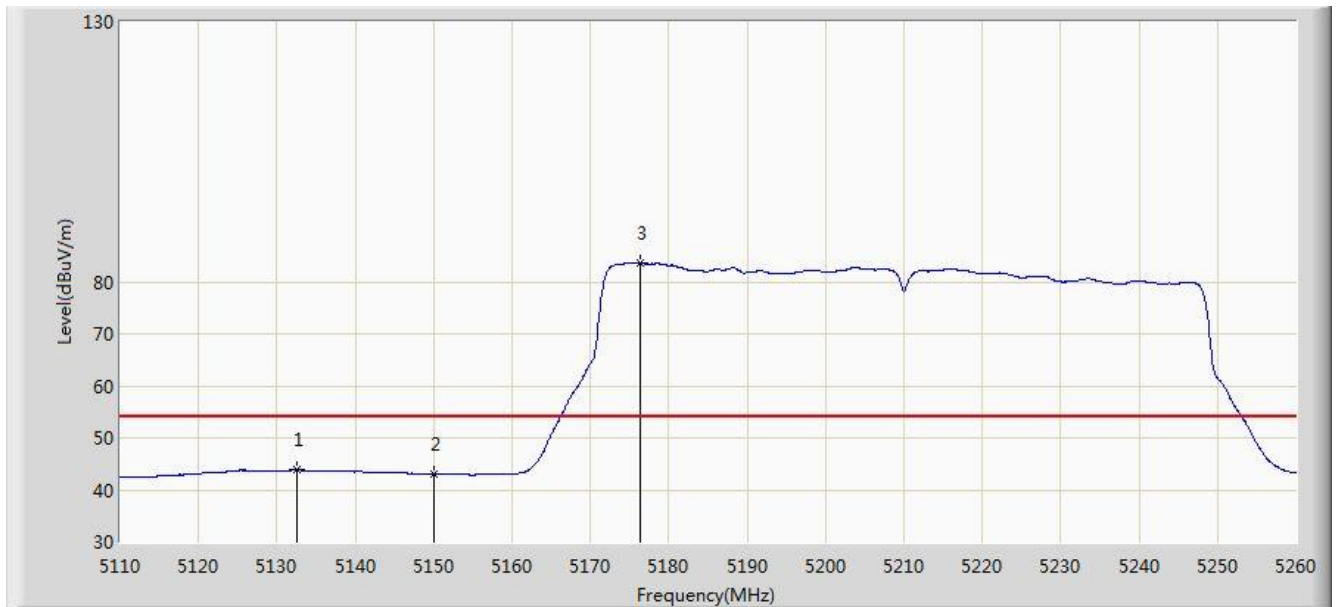


No	Flag	Mark	Frequency (MHz)	Measure Level (dBuV/m)	Reading Level (dBuV)	Margin (dB)	Limit (dBuV/m)	Factor (dB)	Type
1			5134.375	57.929	53.754	-16.071	74.000	4.175	PK
2			5150.000	55.975	51.806	-18.025	74.000	4.170	PK
3		*	5195.575	97.271	93.257	N/A	N/A	4.014	PK

Note: Measure Level (dBμV/m) = Reading Level (dBμV) + Factor (dB)

Factor (dB) = Cable Loss (dB) + Antenna Factor (dB/m) - Pre\_Amplifier Gain (dB)

Site: AC1	Time: 2016/09/07 - 19:04
Limit: FCC_Part15.209_RE(3m)	Engineer: Kevin Ke
Probe: BBHA9120D_1GHz_18GHz	Polarity: Vertical
EUT: US WI-FI AP 4X4 OD ext. antenna	Power:DC 54V
Test Mode: Transmit at channel 5210MHz by 802.11ac-VHT80 Ant 0	



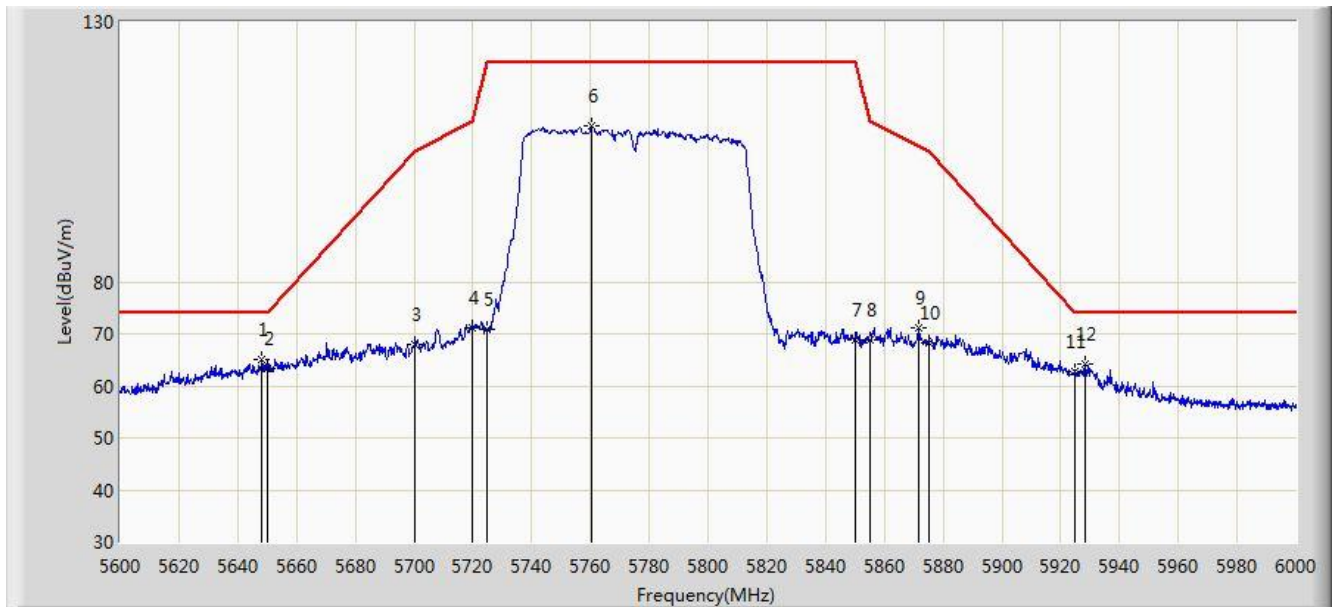
No	Flag	Mark	Frequency (MHz)	Measure Level (dBuV/m)	Reading Level (dBuV)	Margin (dB)	Limit (dBuV/m)	Factor (dB)	Type
1			5132.575	43.849	39.674	-10.151	54.000	4.175	AV
2			5150.000	42.939	38.770	-11.061	54.000	4.170	AV
3		*	5176.375	83.610	79.528	N/A	N/A	4.081	AV

Note: Measure Level (dB $\mu$ V/m) = Reading Level (dB $\mu$ V) + Factor (dB)

Factor (dB) = Cable Loss (dB) + Antenna Factor (dB/m) - Pre\_Amplifier Gain (dB)



Site: AC1	Time: 2016/09/07 - 19:21
Limit: FCC_Part15.407_RE(3m)	Engineer: Kevin Ke
Probe: BBHA9120D_1GHz_18GHz	Polarity: Horizontal
EUT: US WI-FI AP 4X4 OD ext. antenna	Power:DC 54V
Test Mode: Transmit at channel 5775MHz by 802.11ac-VHT80 Ant 0	

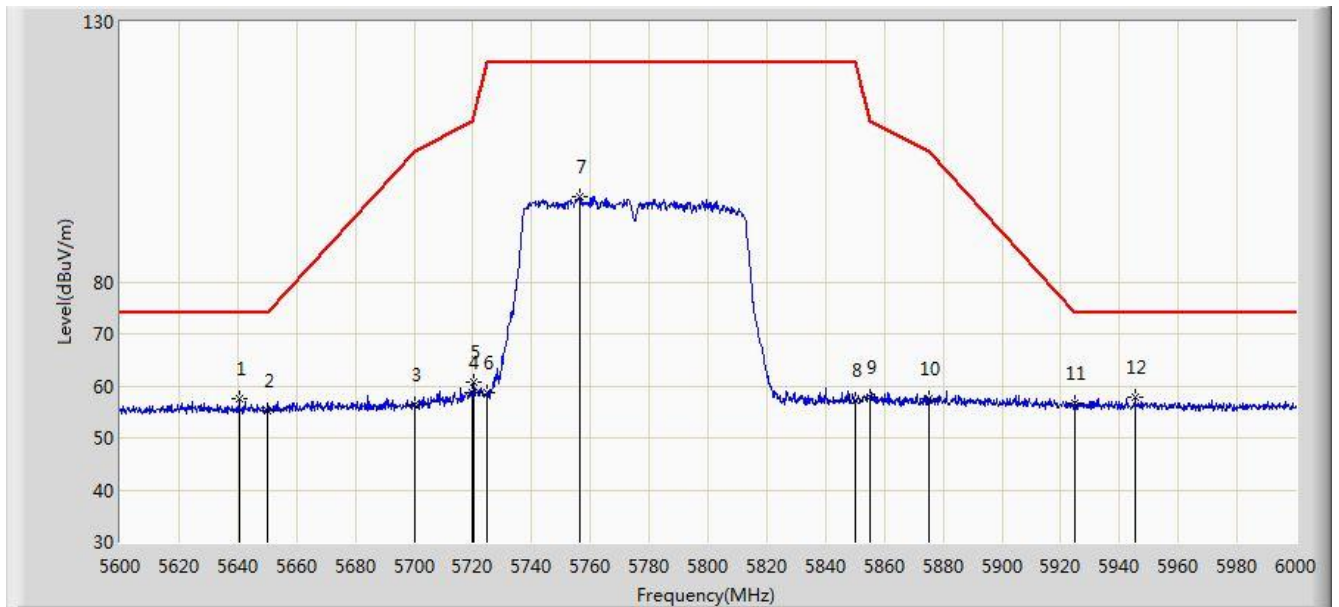


No	Flag	Mark	Frequency (MHz)	Measure Level (dBuV/m)	Reading Level (dBuV)	Margin (dB)	Limit (dBuV/m)	Factor (dB)	Type
1		*	5648.200	65.174	60.509	-8.826	74.000	4.665	PK
2			5650.000	63.206	58.535	-10.794	74.000	4.671	PK
3			5700.000	68.026	63.148	-37.174	105.200	4.878	PK
4			5720.000	71.113	66.116	-39.687	110.800	4.997	PK
5			5725.000	70.906	65.877	-51.294	122.200	5.029	PK
6			5760.600	110.062	104.819	N/A	N/A	5.244	PK
7			5850.000	68.890	63.164	-53.310	122.200	5.726	PK
8			5855.000	68.907	63.161	-41.893	110.800	5.746	PK
9			5871.600	71.207	65.399	-34.943	106.151	5.809	PK
10			5875.000	68.240	62.420	-36.960	105.200	5.820	PK
11			5925.000	62.630	56.664	-11.370	74.000	5.967	PK
12			5928.400	64.318	58.343	-9.682	74.000	5.976	PK

Note: Measure Level (dBμV/m) = Reading Level (dBμV) + Factor (dB)

Factor (dB) = Cable Loss (dB) + Antenna Factor (dB/m) - Pre\_Amplifier Gain (dB)

Site: AC1	Time: 2016/09/07 - 19:24
Limit: FCC_Part15.407_RE(3m)	Engineer: Kevin Ke
Probe: BBHA9120D_1GHz_18GHz	Polarity: Vertical
EUT: US WI-FI AP 4X4 OD ext. antenna	Power:DC 54V
Test Mode: Transmit at channel 5775MHz by 802.11ac-VHT80 Ant 0	

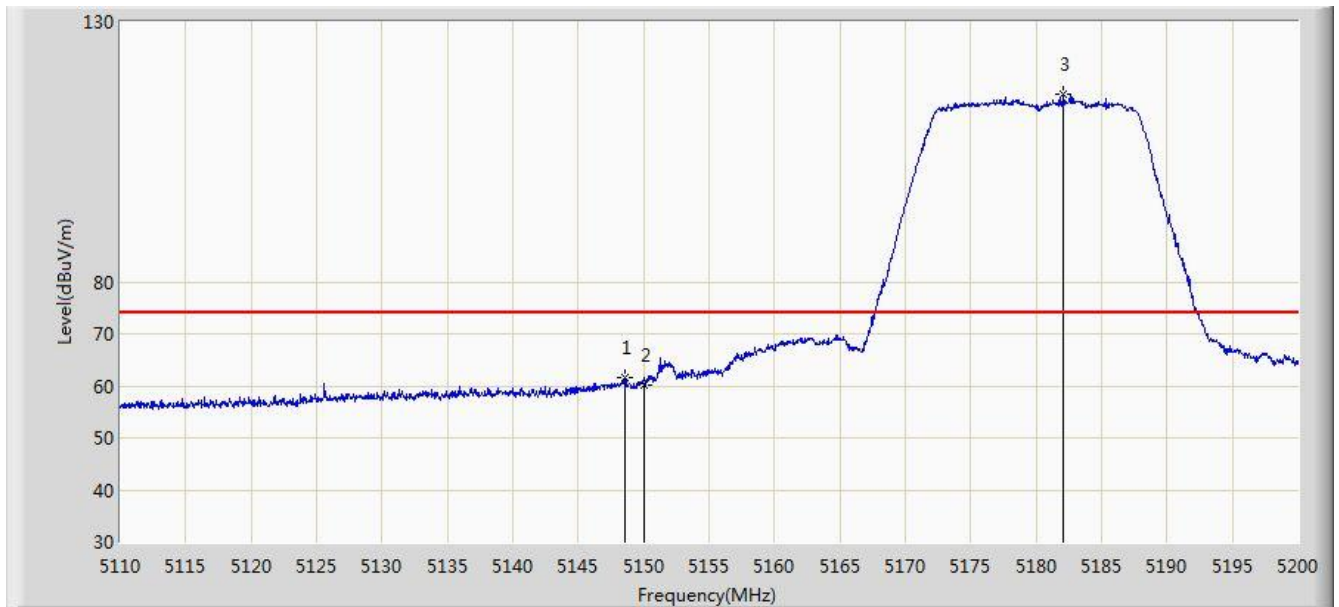


No	Flag	Mark	Frequency (MHz)	Measure Level (dBuV/m)	Reading Level (dBuV)	Margin (dB)	Limit (dBuV/m)	Factor (dB)	Type
1			5640.600	57.628	52.988	-16.372	74.000	4.640	PK
2			5650.000	55.301	50.630	-18.699	74.000	4.671	PK
3			5700.000	56.397	51.519	-48.803	105.200	4.878	PK
4			5720.000	58.626	53.629	-52.174	110.800	4.997	PK
5			5720.400	60.762	55.763	-50.950	111.712	5.000	PK
6			5725.000	58.595	53.566	-63.605	122.200	5.029	PK
7			5756.400	96.362	91.142	N/A	N/A	5.219	PK
8			5850.000	57.116	51.390	-65.084	122.200	5.726	PK
9			5855.000	57.809	52.063	-52.991	110.800	5.746	PK
10			5875.000	57.477	51.657	-47.723	105.200	5.820	PK
11			5925.000	56.674	50.708	-17.326	74.000	5.967	PK
12		*	5945.400	57.791	51.775	-16.209	74.000	6.016	PK

Note: Measure Level (dBμV/m) = Reading Level (dBμV) + Factor (dB)

Factor (dB) = Cable Loss (dB) + Antenna Factor (dB/m) - Pre\_Amplifier Gain (dB)

Site: AC1	Time: 2016/09/07 - 19:28
Limit: FCC_Part15.209_RE(3m)	Engineer: Kevin Ke
Probe: BBHA9120D_1GHz_18GHz	Polarity: Horizontal
EUT: US WI-FI AP 4X4 OD ext. antenna	Power:DC 54V
Test Mode: Transmit at channel 5180MHz by 802.11a Ant 1	

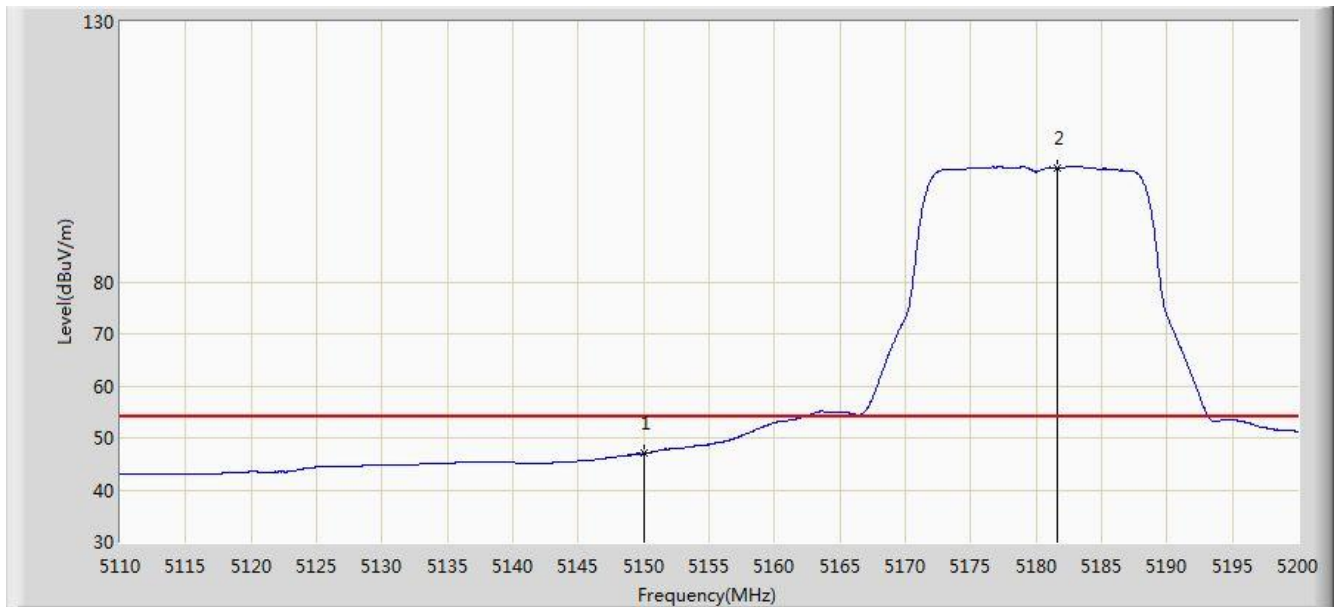


No	Flag	Mark	Frequency (MHz)	Measure Level (dBuV/m)	Reading Level (dBuV)	Margin (dB)	Limit (dBuV/m)	Factor (dB)	Type
1			5148.520	61.559	57.385	-12.441	74.000	4.173	PK
2			5150.000	60.125	55.956	-13.875	74.000	4.170	PK
3		*	5182.090	116.216	112.155	N/A	N/A	4.061	PK

Note: Measure Level (dB $\mu$ V/m) = Reading Level (dB $\mu$ V) + Factor (dB)

Factor (dB) = Cable Loss (dB) + Antenna Factor (dB/m) - Pre\_Amplifier Gain (dB)

Site: AC1	Time: 2016/09/07 - 19:33
Limit: FCC_Part15.209_RE(3m)	Engineer: Kevin Ke
Probe: BBHA9120D_1GHz_18GHz	Polarity: Horizontal
EUT: US WI-FI AP 4X4 OD ext. antenna	Power:DC 54V
Test Mode: Transmit at channel 5180MHz by 802.11a Ant 1	

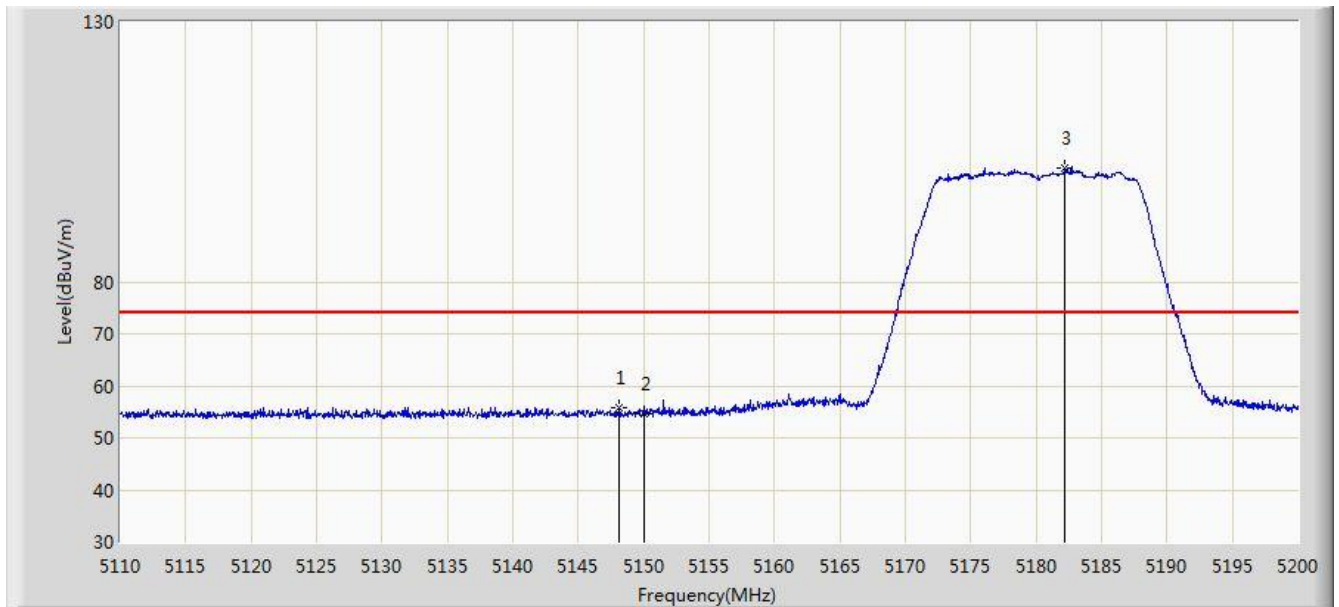


No	Flag	Mark	Frequency (MHz)	Measure Level (dBuV/m)	Reading Level (dBuV)	Margin (dB)	Limit (dBuV/m)	Factor (dB)	Type
1			5150.000	47.052	42.883	-6.948	54.000	4.170	AV
2		*	5181.595	102.012	97.949	N/A	N/A	4.063	AV

Note: Measure Level (dBμV/m) = Reading Level (dBμV) + Factor (dB)

Factor (dB) = Cable Loss (dB) + Antenna Factor (dB/m) - Pre\_Amplifier Gain (dB)

Site: AC1	Time: 2016/09/07 - 19:34
Limit: FCC_Part15.209_RE(3m)	Engineer: Kevin Ke
Probe: BBHA9120D_1GHz_18GHz	Polarity: Vertical
EUT: US WI-FI AP 4X4 OD ext. antenna	Power:DC 54V
Test Mode: Transmit at channel 5180MHz by 802.11a Ant 1	

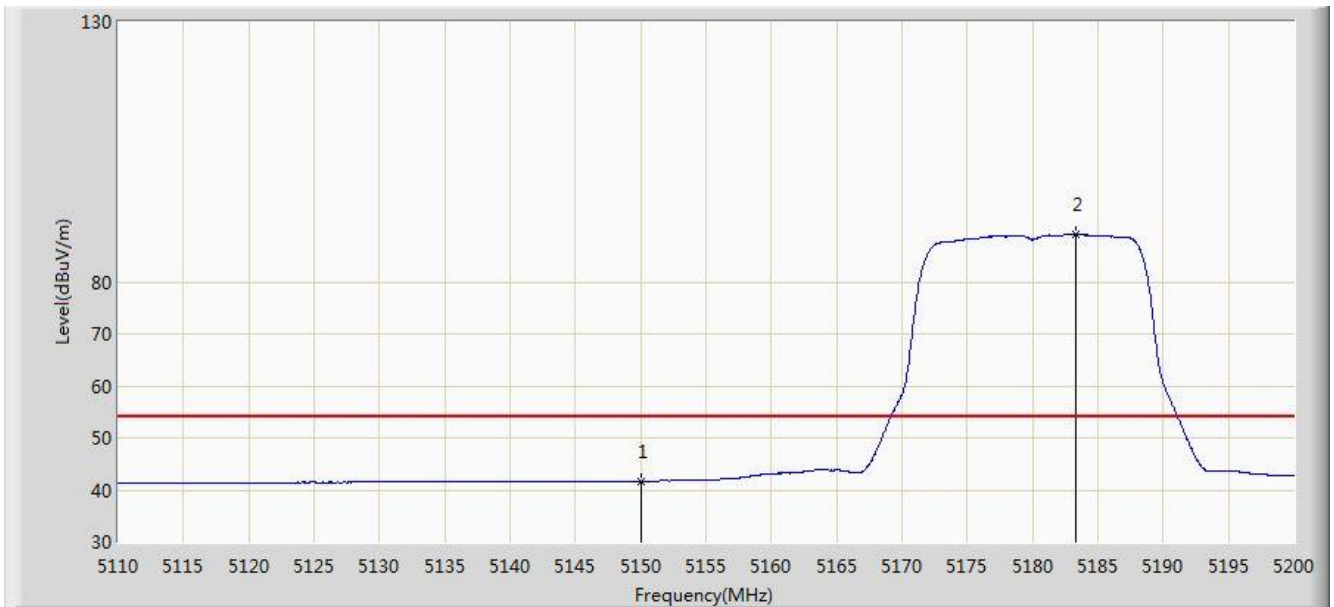


No	Flag	Mark	Frequency (MHz)	Measure Level (dBuV/m)	Reading Level (dBuV)	Margin (dB)	Limit (dBuV/m)	Factor (dB)	Type
1			5148.115	55.841	51.666	-18.159	74.000	4.175	PK
2			5150.000	54.633	50.464	-19.367	74.000	4.170	PK
3		*	5182.180	101.920	97.859	N/A	N/A	4.060	PK

Note: Measure Level (dB $\mu$ V/m) = Reading Level (dB $\mu$ V) + Factor (dB)

Factor (dB) = Cable Loss (dB) + Antenna Factor (dB/m) - Pre\_Amplifier Gain (dB)

Site: AC1	Time: 2016/09/07 - 19:38
Limit: FCC_Part15.209_RE(3m)	Engineer: Kevin Ke
Probe: BBHA9120D_1GHz_18GHz	Polarity: Vertical
EUT: US WI-FI AP 4X4 OD ext. antenna	Power:DC 54V
Test Mode: Transmit at channel 5180MHz by 802.11a Ant 1	

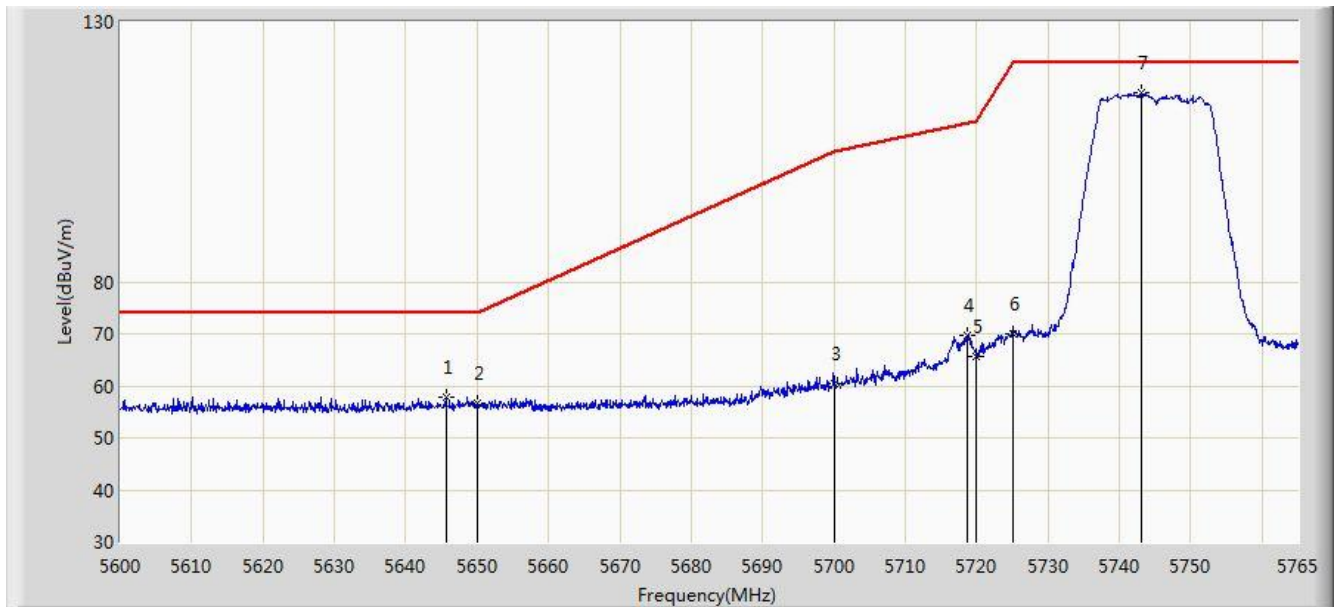


No	Flag	Mark	Frequency (MHz)	Measure Level (dBuV/m)	Reading Level (dBuV)	Margin (dB)	Limit (dBuV/m)	Factor (dB)	Type
1			5150.000	41.690	37.521	-12.310	54.000	4.170	AV
2		*	5183.305	89.204	85.147	N/A	N/A	4.057	AV

Note: Measure Level (dBμV/m) = Reading Level (dBμV) + Factor (dB)

Factor (dB) = Cable Loss (dB) + Antenna Factor (dB/m) - Pre\_Amplifier Gain (dB)

Site: AC1	Time: 2016/09/07 - 20:04
Limit: FCC_Part15.407_RE(3m)	Engineer: Kevin Ke
Probe: BBHA9120D_1GHz_18GHz	Polarity: Horizontal
EUT: US WI-FI AP 4X4 OD ext. antenna	Power:DC 54V
Test Mode: Transmit at channel 5745MHz by 802.11a Ant 1	

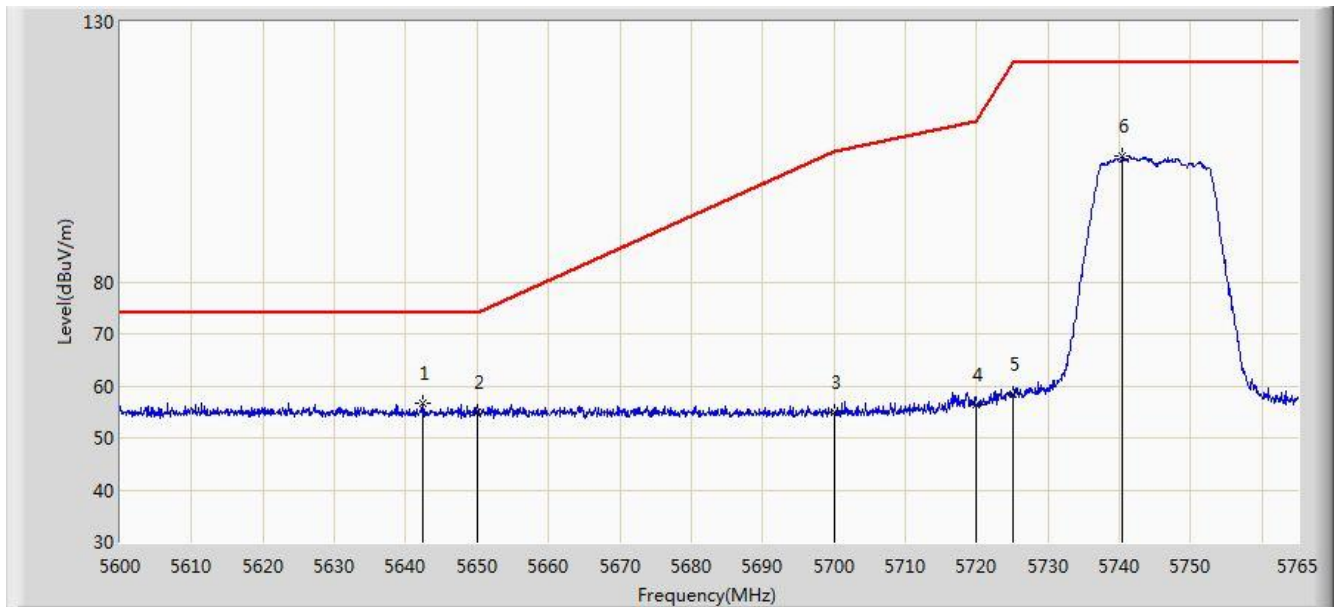


No	Flag	Mark	Frequency (MHz)	Measure Level (dBuV/m)	Reading Level (dBuV)	Margin (dB)	Limit (dBuV/m)	Factor (dB)	Type
1			5645.623	57.867	53.211	-16.133	74.000	4.657	PK
2			5650.000	56.547	51.876	-17.453	74.000	4.671	PK
3			5700.000	60.310	55.432	-44.890	105.200	4.878	PK
4			5718.717	69.846	64.857	-40.596	110.441	4.989	PK
5			5720.000	65.778	60.781	-45.022	110.800	4.997	PK
6			5725.000	70.045	65.016	-52.155	122.200	5.029	PK
7		*	5743.138	116.404	111.260	N/A	N/A	5.144	PK

Note: Measure Level (dBμV/m) = Reading Level (dBμV) + Factor (dB)

Factor (dB) = Cable Loss (dB) + Antenna Factor (dB/m) - Pre\_Amplifier Gain (dB)

Site: AC1	Time: 2016/09/07 - 20:06
Limit: FCC_Part15.407_RE(3m)	Engineer: Kevin Ke
Probe: BBHA9120D_1GHz_18GHz	Polarity: Vertical
EUT: US WI-FI AP 4X4 OD ext. antenna	Power:DC 54V
Test Mode: Transmit at channel 5745MHz by 802.11a Ant 1	



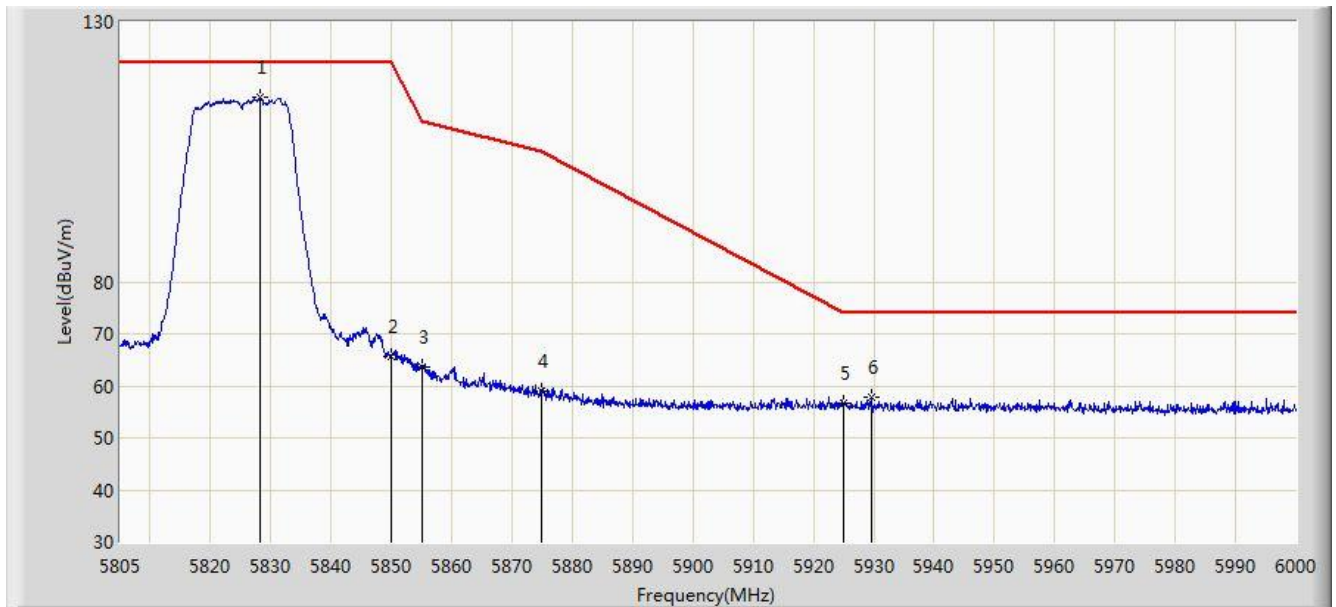
No	Flag	Mark	Frequency (MHz)	Measure Level (dBuV/m)	Reading Level (dBuV)	Margin (dB)	Limit (dBuV/m)	Factor (dB)	Type
1		*	5642.322	56.639	51.994	-17.361	74.000	4.646	PK
2			5650.000	54.865	50.194	-19.135	74.000	4.671	PK
3			5700.000	54.918	50.040	-50.282	105.200	4.878	PK
4			5720.000	56.401	51.404	-54.399	110.800	4.997	PK
5			5725.000	58.474	53.445	-63.726	122.200	5.029	PK
6			5740.498	104.185	99.057	N/A	N/A	5.128	PK

Note: Measure Level (dBuV/m) = Reading Level (dBuV) + Factor (dB)

Factor (dB) = Cable Loss (dB) + Antenna Factor (dB/m) - Pre\_Amplifier Gain (dB)



Site: AC1	Time: 2016/09/07 - 20:08
Limit: FCC_Part15.407_RE(3m)	Engineer: Kevin Ke
Probe: BBHA9120D_1GHz_18GHz	Polarity: Horizontal
EUT: US WI-FI AP 4X4 OD ext. antenna	Power:DC 54V
Test Mode: Transmit at channel 5825MHz by 802.11a Ant 1	

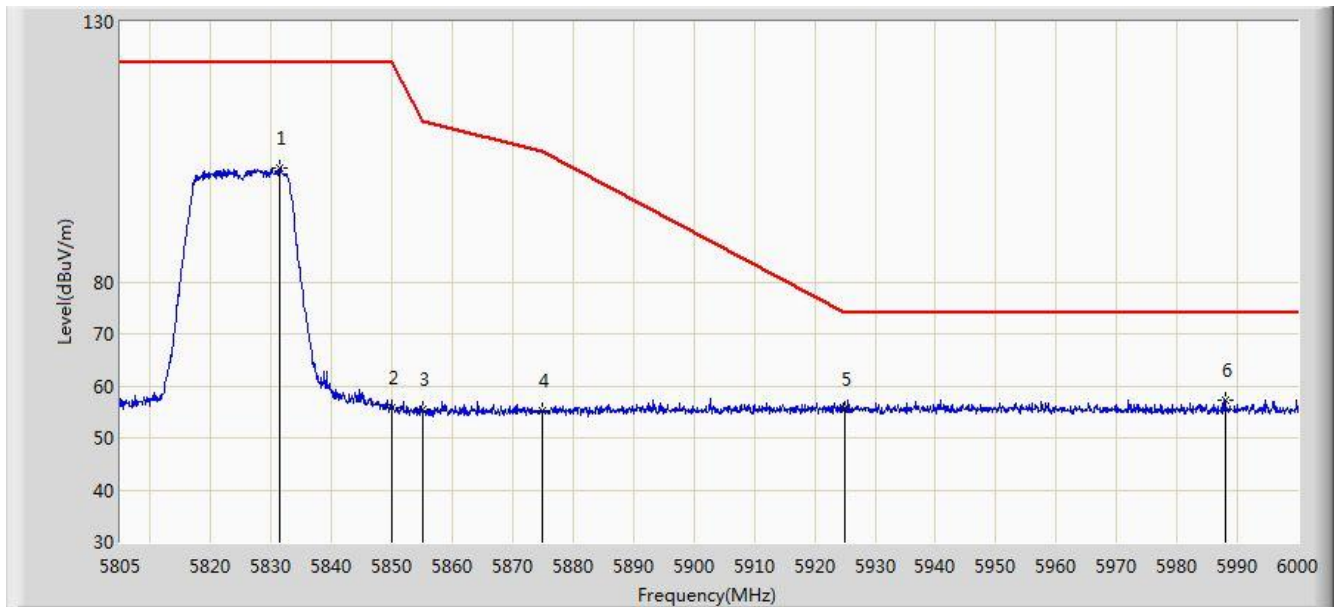


No	Flag	Mark	Frequency (MHz)	Measure Level (dBuV/m)	Reading Level (dBuV)	Margin (dB)	Limit (dBuV/m)	Factor (dB)	Type
1		*	5828.205	115.475	109.868	N/A	N/A	5.607	PK
2			5850.000	65.768	60.042	-56.432	122.200	5.726	PK
3			5855.000	63.697	57.951	-47.103	110.800	5.746	PK
4			5875.000	59.063	53.243	-46.137	105.200	5.820	PK
5			5925.000	56.577	50.611	-17.423	74.000	5.967	PK
6			5929.507	57.698	51.720	-16.302	74.000	5.978	PK

Note: Measure Level (dBuV/m) = Reading Level (dBuV) + Factor (dB)

Factor (dB) = Cable Loss (dB) + Antenna Factor (dB/m) - Pre\_Amplifier Gain (dB)

Site: AC1	Time: 2016/09/07 - 20:10
Limit: FCC_Part15.407_RE(3m)	Engineer: Kevin Ke
Probe: BBHA9120D_1GHz_18GHz	Polarity: Vertical
EUT: US WI-FI AP 4X4 OD ext. antenna	Power:DC 54V
Test Mode: Transmit at channel 5825MHz by 802.11a Ant 1	

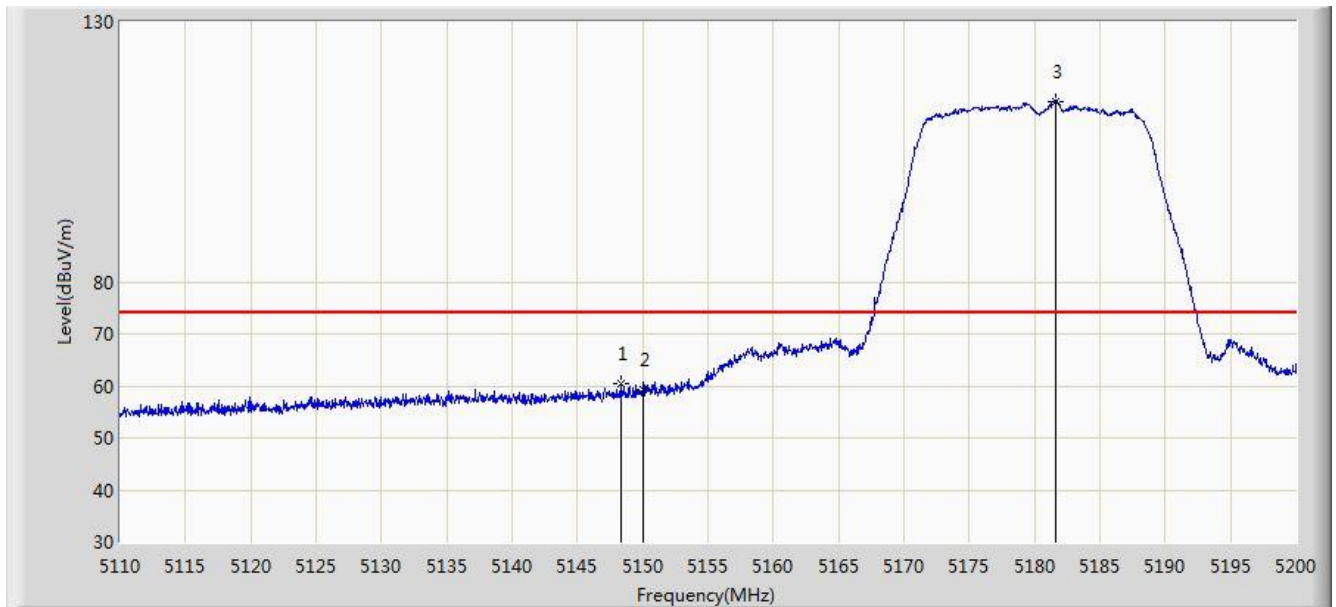


No	Flag	Mark	Frequency (MHz)	Measure Level (dBuV/m)	Reading Level (dBuV)	Margin (dB)	Limit (dBuV/m)	Factor (dB)	Type
1			5831.325	101.985	96.360	N/A	N/A	5.624	PK
2			5850.000	55.853	50.127	-66.347	122.200	5.726	PK
3			5855.000	55.459	49.713	-55.341	110.800	5.746	PK
4			5875.000	55.199	49.379	-50.001	105.200	5.820	PK
5			5925.000	55.644	49.678	-18.356	74.000	5.967	PK
6		*	5988.007	57.373	51.282	-16.627	74.000	6.091	PK

Note: Measure Level (dBuV/m) = Reading Level (dBuV) + Factor (dB)

Factor (dB) = Cable Loss (dB) + Antenna Factor (dB/m) - Pre\_Amplifier Gain (dB)

Site: AC1	Time: 2016/09/07 - 20:11
Limit: FCC_Part15.209_RE(3m)	Engineer: Kevin Ke
Probe: BBHA9120D_1GHz_18GHz	Polarity: Horizontal
EUT: US WI-FI AP 4X4 OD ext. antenna	Power:DC 54V
Test Mode: Transmit at channel 5180MHz by 802.11n-HT20 Ant 1	

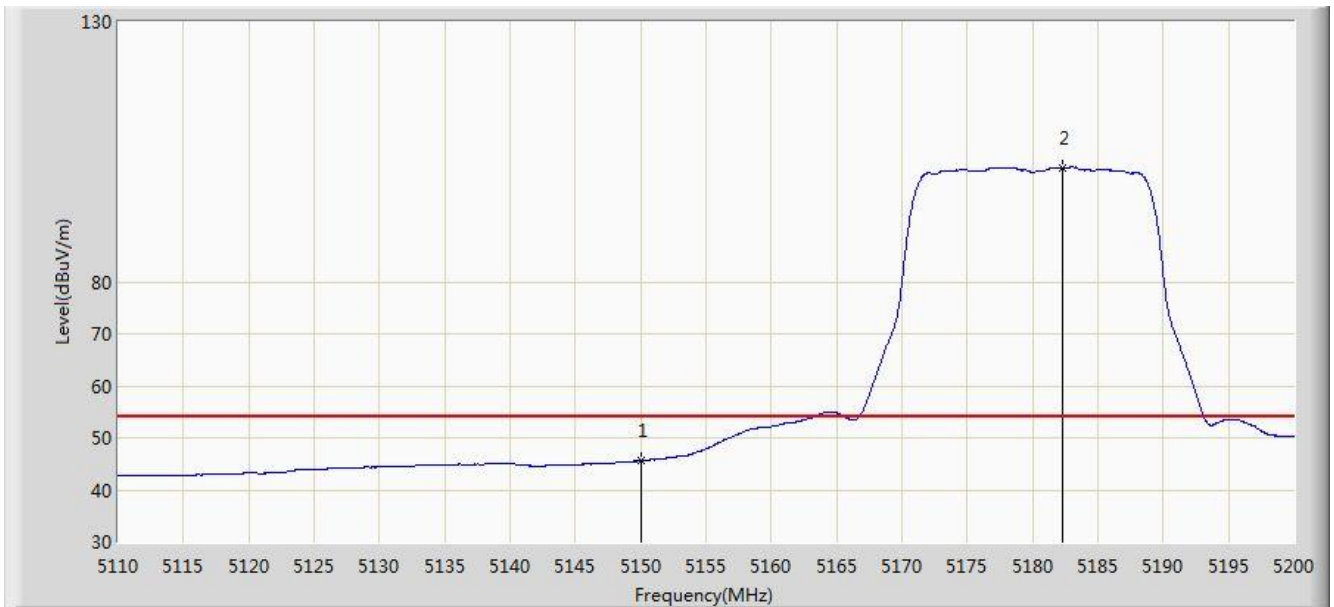


No	Flag	Mark	Frequency (MHz)	Measure Level (dBuV/m)	Reading Level (dBuV)	Margin (dB)	Limit (dBuV/m)	Factor (dB)	Type
1			5148.295	60.321	56.146	-13.679	74.000	4.174	PK
2			5150.000	59.152	54.983	-14.848	74.000	4.170	PK
3		*	5181.595	114.746	110.683	N/A	N/A	4.063	PK

Note: Measure Level (dB $\mu$ V/m) = Reading Level (dB $\mu$ V) + Factor (dB)

Factor (dB) = Cable Loss (dB) + Antenna Factor (dB/m) - Pre\_Amplifier Gain (dB)

Site: AC1	Time: 2016/09/07 - 20:13
Limit: FCC_Part15.209_RE(3m)	Engineer: Kevin Ke
Probe: BBHA9120D_1GHz_18GHz	Polarity: Horizontal
EUT: US WI-FI AP 4X4 OD ext. antenna	Power:DC 54V
Test Mode: Transmit at channel 5180MHz by 802.11n-HT20 Ant 1	

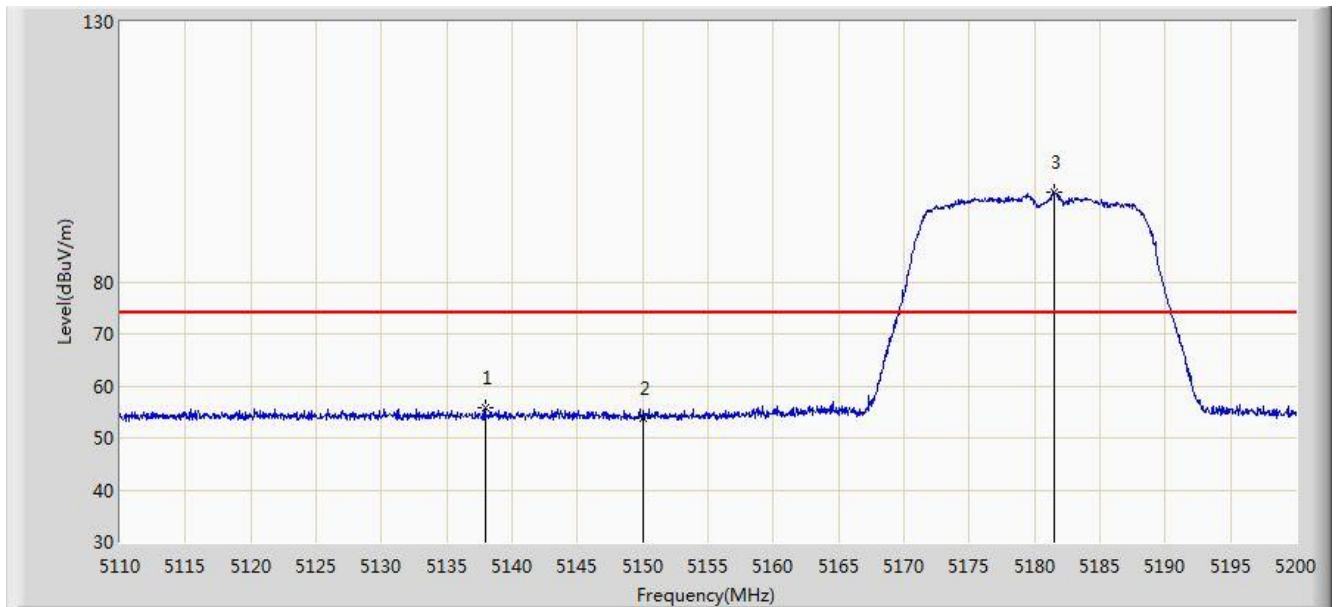


No	Flag	Mark	Frequency (MHz)	Measure Level (dBuV/m)	Reading Level (dBuV)	Margin (dB)	Limit (dBuV/m)	Factor (dB)	Type
1			5150.000	45.593	41.424	-8.407	54.000	4.170	AV
2		*	5182.315	101.976	97.915	N/A	N/A	4.060	AV

Note: Measure Level (dBμV/m) = Reading Level (dBμV) + Factor (dB)

Factor (dB) = Cable Loss (dB) + Antenna Factor (dB/m) - Pre\_Amplifier Gain (dB)

Site: AC1	Time: 2016/09/07 - 20:13
Limit: FCC_Part15.209_RE(3m)	Engineer: Kevin Ke
Probe: BBHA9120D_1GHz_18GHz	Polarity: Vertical
EUT: US WI-FI AP 4X4 OD ext. antenna	Power:DC 54V
Test Mode: Transmit at channel 5180MHz by 802.11n-HT20 Ant 1	

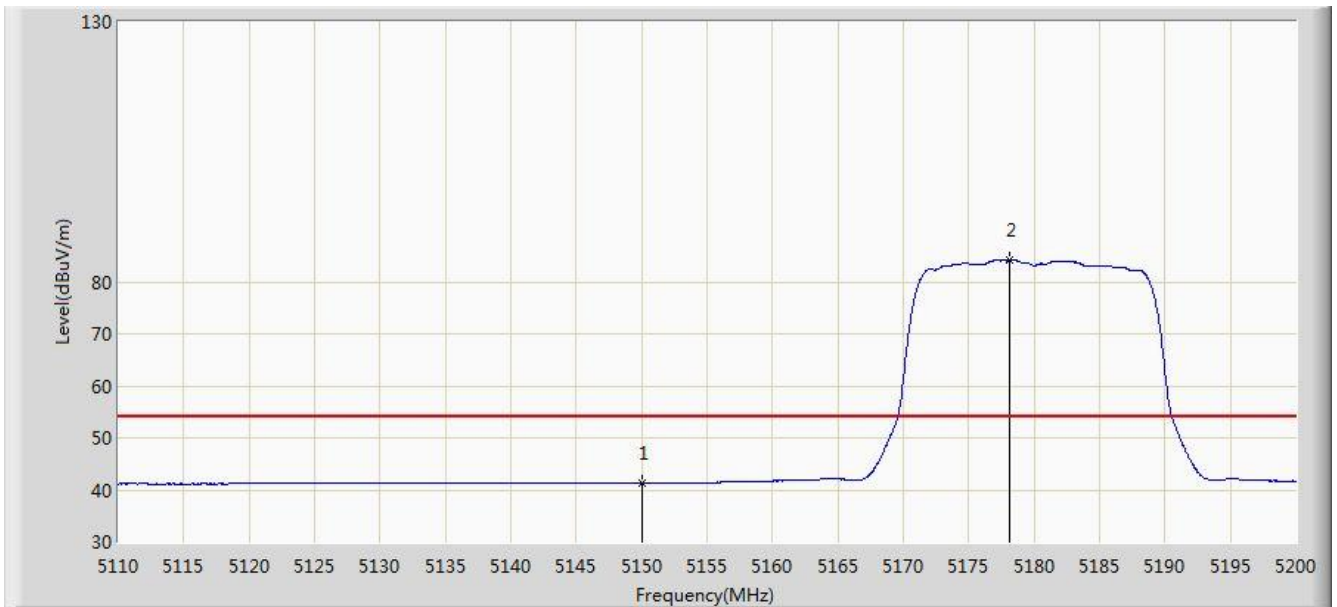


No	Flag	Mark	Frequency (MHz)	Measure Level (dBuV/m)	Reading Level (dBuV)	Margin (dB)	Limit (dBuV/m)	Factor (dB)	Type
1			5137.945	55.832	51.657	-18.168	74.000	4.176	PK
2			5150.000	53.764	49.595	-20.236	74.000	4.170	PK
3		*	5181.505	97.126	93.063	N/A	N/A	4.064	PK

Note: Measure Level (dB $\mu$ V/m) = Reading Level (dB $\mu$ V) + Factor (dB)

Factor (dB) = Cable Loss (dB) + Antenna Factor (dB/m) - Pre\_Amplifier Gain (dB)

Site: AC1	Time: 2016/09/07 - 20:15
Limit: FCC_Part15.209_RE(3m)	Engineer: Kevin Ke
Probe: BBHA9120D_1GHz_18GHz	Polarity: Vertical
EUT: US WI-FI AP 4X4 OD ext. antenna	Power:DC 54V
Test Mode: Transmit at channel 5180MHz by 802.11n-HT20 Ant 1	

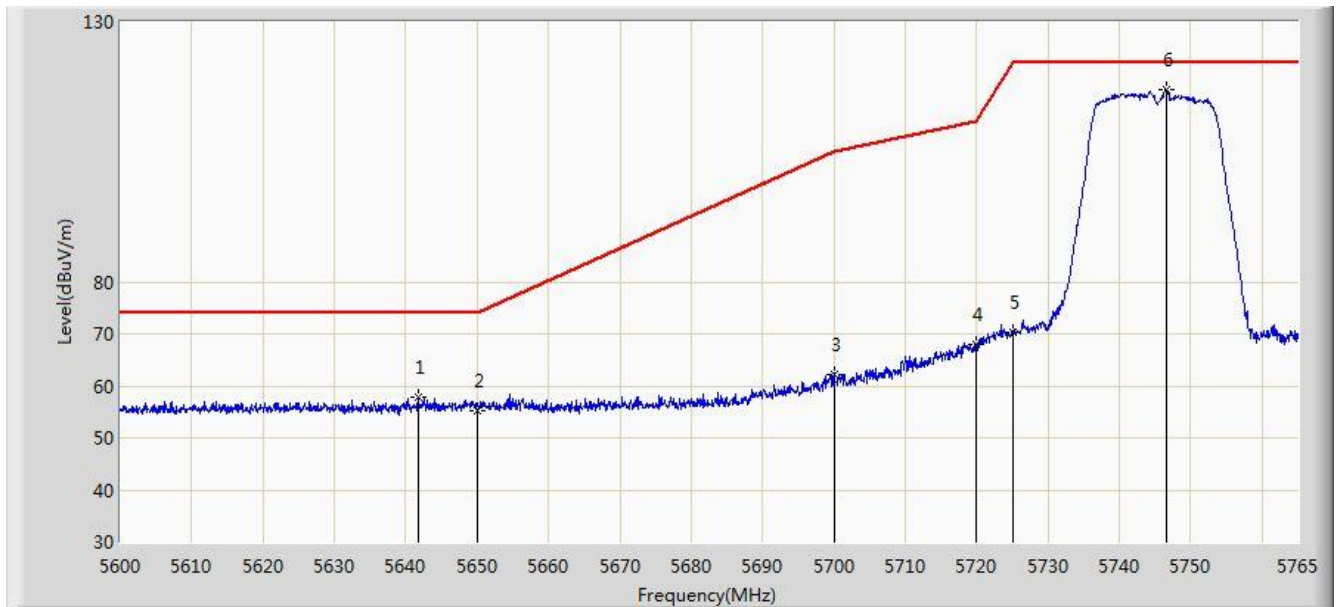


No	Flag	Mark	Frequency (MHz)	Measure Level (dBuV/m)	Reading Level (dBuV)	Margin (dB)	Limit (dBuV/m)	Factor (dB)	Type
1			5150.000	41.331	37.162	-12.669	54.000	4.170	AV
2		*	5178.130	84.100	80.025	N/A	N/A	4.075	AV

Note: Measure Level (dBμV/m) = Reading Level (dBμV) + Factor (dB)

Factor (dB) = Cable Loss (dB) + Antenna Factor (dB/m) - Pre\_Amplifier Gain (dB)

Site: AC1	Time: 2016/09/07 - 20:35
Limit: FCC_Part15.407_RE(3m)	Engineer: Kevin Ke
Probe: BBHA9120D_1GHz_18GHz	Polarity: Horizontal
EUT: US WI-FI AP 4X4 OD ext. antenna	Power:DC 54V
Test Mode: Transmit at channel 5745MHz by 802.11n-HT20 Ant 1	

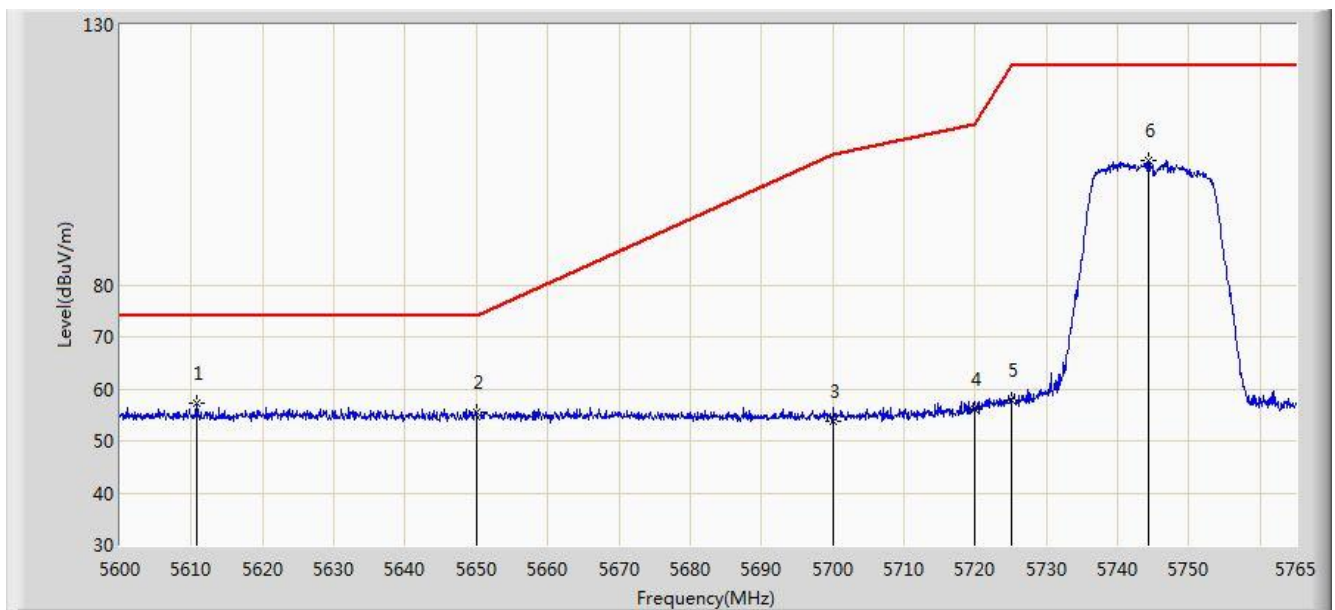


No	Flag	Mark	Frequency (MHz)	Measure Level (dBuV/m)	Reading Level (dBuV)	Margin (dB)	Limit (dBuV/m)	Factor (dB)	Type
1			5641.745	57.821	53.177	-16.179	74.000	4.643	PK
2			5650.000	55.242	50.571	-18.758	74.000	4.671	PK
3			5700.000	62.260	57.382	-42.940	105.200	4.878	PK
4			5720.000	67.985	62.988	-42.815	110.800	4.997	PK
5			5725.000	70.240	65.211	-51.960	122.200	5.029	PK
6		*	5746.685	116.876	111.711	N/A	N/A	5.165	PK

Note: Measure Level (dBμV/m) = Reading Level (dBμV) + Factor (dB)

Factor (dB) = Cable Loss (dB) + Antenna Factor (dB/m) - Pre\_Amplifier Gain (dB)

Site: AC1	Time: 2016/09/07 - 20:36
Limit: FCC_Part15.407_RE(3m)	Engineer: Kevin Ke
Probe: BBHA9120D_1GHz_18GHz	Polarity: Vertical
EUT: US WI-FI AP 4X4 OD ext. antenna	Power:DC 54V
Test Mode: Transmit at channel 5745MHz by 802.11n-HT20 Ant 1	



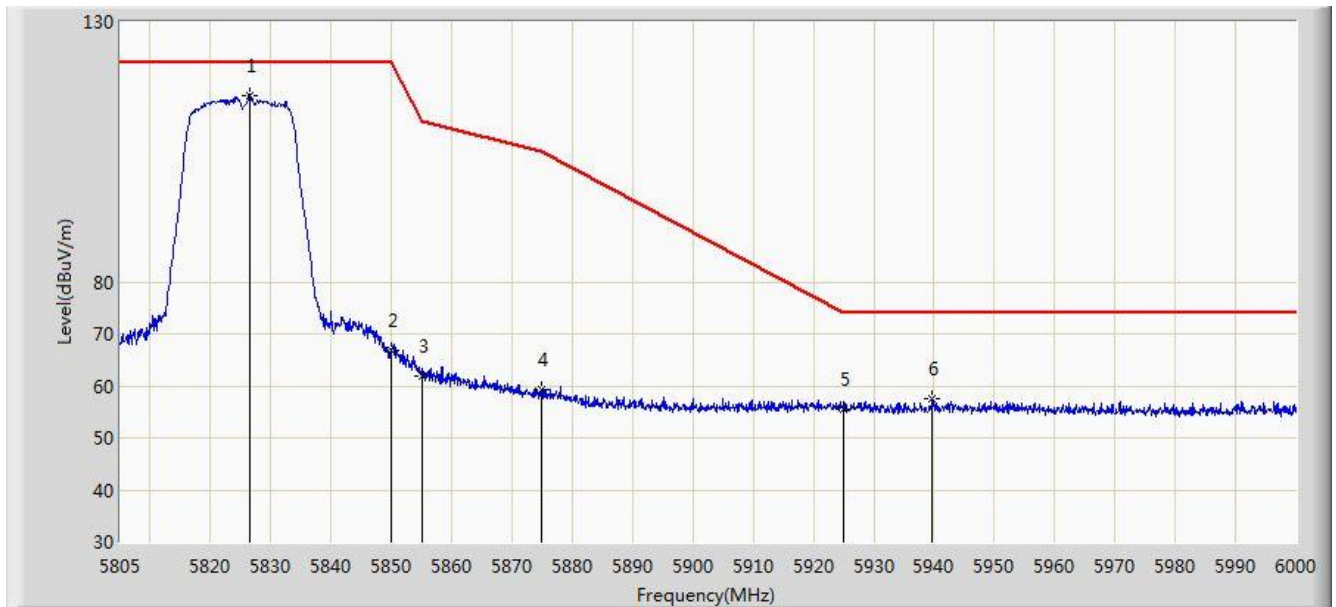
No	Flag	Mark	Frequency (MHz)	Measure Level (dBuV/m)	Reading Level (dBuV)	Margin (dB)	Limit (dBuV/m)	Factor (dB)	Type
1		*	5610.725	57.150	52.596	-16.850	74.000	4.554	PK
2			5650.000	55.523	50.852	-18.477	74.000	4.671	PK
3			5700.000	53.849	48.971	-51.351	105.200	4.878	PK
4			5720.000	55.970	50.973	-54.830	110.800	4.997	PK
5			5725.000	57.871	52.842	-64.329	122.200	5.029	PK
6			5744.375	103.906	98.755	N/A	N/A	5.151	PK

Note: Measure Level (dBuV/m) = Reading Level (dBuV) + Factor (dB)

Factor (dB) = Cable Loss (dB) + Antenna Factor (dB/m) - Pre\_Amplifier Gain (dB)



Site: AC1	Time: 2016/09/07 - 20:38
Limit: FCC_Part15.407_RE(3m)	Engineer: Kevin Ke
Probe: BBHA9120D_1GHz_18GHz	Polarity: Horizontal
EUT: US WI-FI AP 4X4 OD ext. antenna	Power:DC 54V
Test Mode: Transmit at channel 5825MHz by 802.11n-HT20 Ant 1	

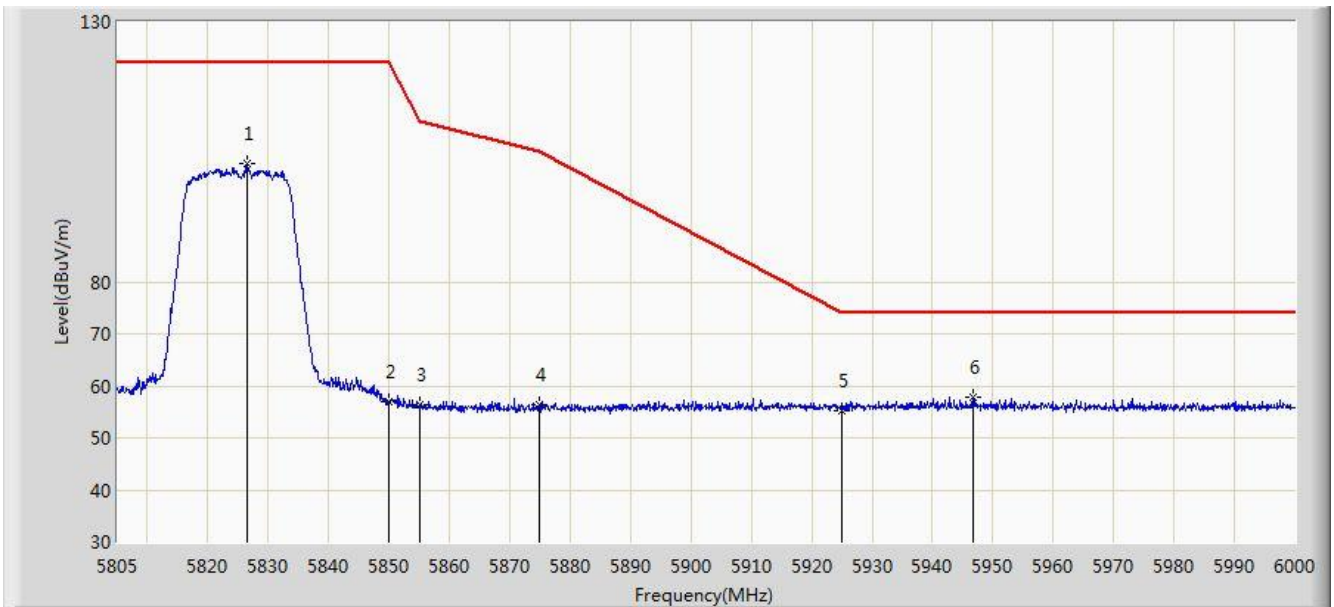


No	Flag	Mark	Frequency (MHz)	Measure Level (dBuV/m)	Reading Level (dBuV)	Margin (dB)	Limit (dBuV/m)	Factor (dB)	Type
1		*	5826.450	115.883	110.287	N/A	N/A	5.596	PK
2			5850.000	66.790	61.064	-55.410	122.200	5.726	PK
3			5855.000	61.941	56.195	-48.859	110.800	5.746	PK
4			5875.000	59.287	53.467	-45.913	105.200	5.820	PK
5			5925.000	55.586	49.620	-18.414	74.000	5.967	PK
6			5939.745	57.424	51.421	-16.576	74.000	6.004	PK

Note: Measure Level (dBuV/m) = Reading Level (dBuV) + Factor (dB)

Factor (dB) = Cable Loss (dB) + Antenna Factor (dB/m) - Pre\_Amplifier Gain (dB)

Site: AC1	Time: 2016/09/07 - 20:39
Limit: FCC_Part15.407_RE(3m)	Engineer: Kevin Ke
Probe: BBHA9120D_1GHz_18GHz	Polarity: Vertical
EUT: US WI-FI AP 4X4 OD ext. antenna	Power:DC 54V
Test Mode: Transmit at channel 5825MHz by 802.11n-HT20 Ant 1	

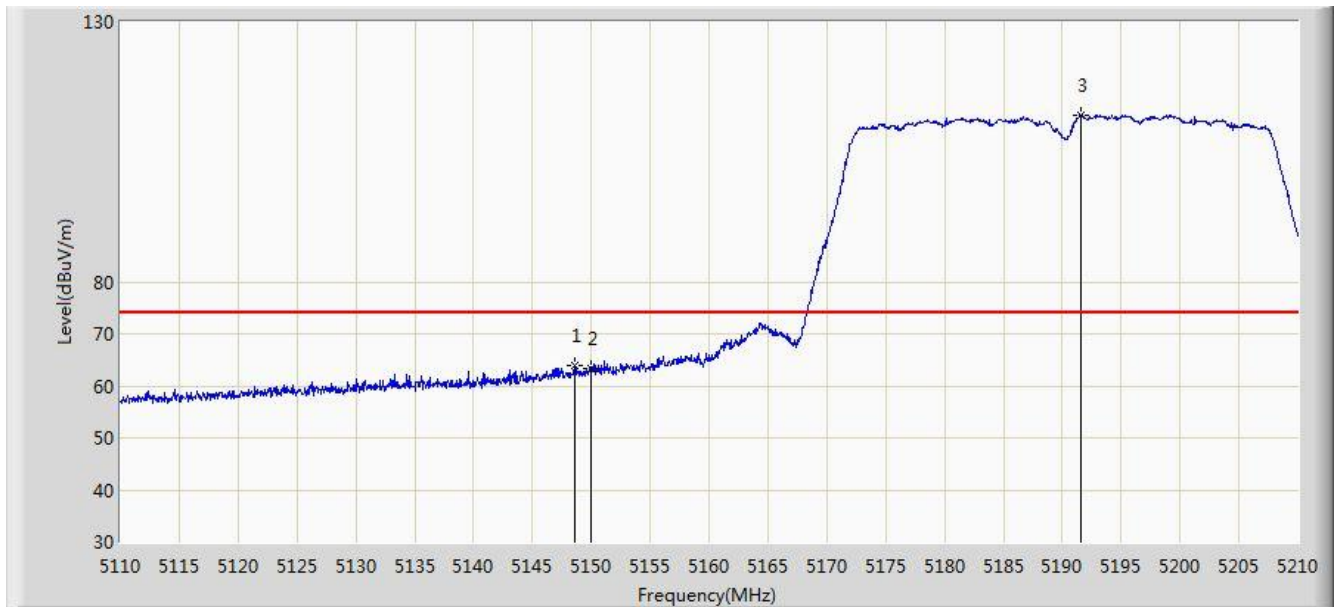


No	Flag	Mark	Frequency (MHz)	Measure Level (dBuV/m)	Reading Level (dBuV)	Margin (dB)	Limit (dBuV/m)	Factor (dB)	Type
1			5826.547	102.839	97.242	N/A	N/A	5.596	PK
2			5850.000	56.874	51.148	-65.326	122.200	5.726	PK
3			5855.000	56.365	50.619	-54.435	110.800	5.746	PK
4			5875.000	56.468	50.648	-48.732	105.200	5.820	PK
5			5925.000	55.210	49.244	-18.790	74.000	5.967	PK
6		*	5946.667	57.947	51.928	-16.053	74.000	6.020	PK

Note: Measure Level (dBuV/m) = Reading Level (dBuV) + Factor (dB)

Factor (dB) = Cable Loss (dB) + Antenna Factor (dB/m) - Pre\_Amplifier Gain (dB)

Site: AC1	Time: 2016/09/07 - 20:42
Limit: FCC_Part15.209_RE(3m)	Engineer: Kevin Ke
Probe: BBHA9120D_1GHz_18GHz	Polarity: Horizontal
EUT: US WI-FI AP 4X4 OD ext. antenna	Power:DC 54V
Test Mode: Transmit at channel 5190MHz by 802.11n-HT40 Ant 1	

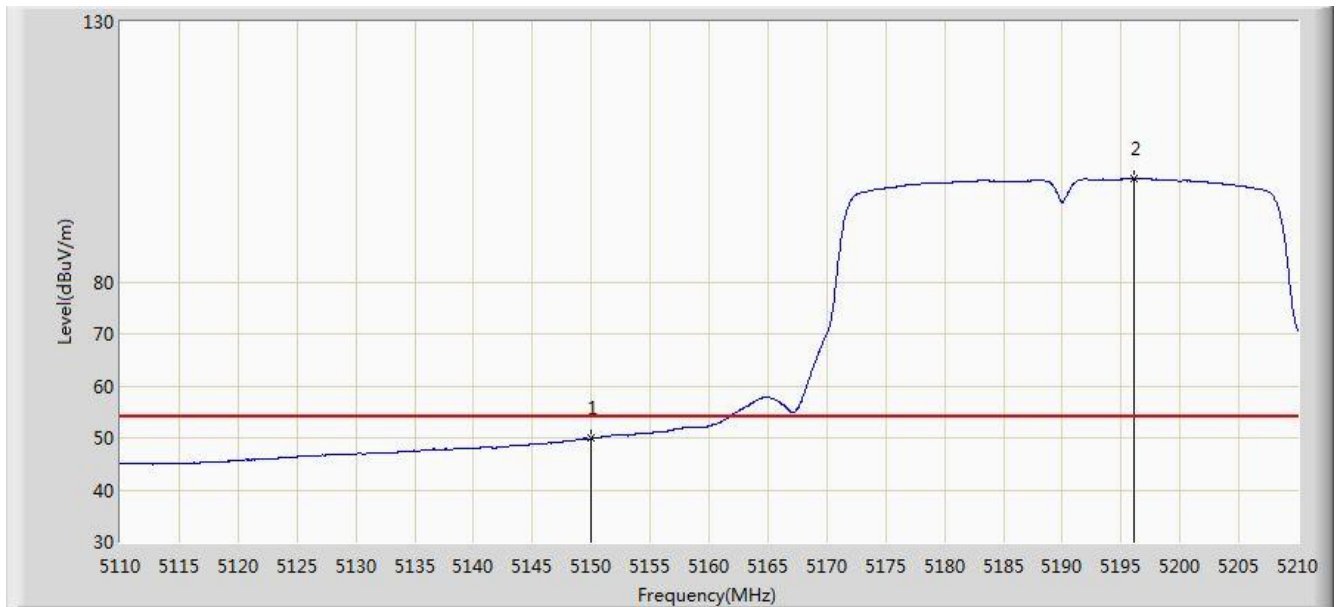


No	Flag	Mark	Frequency (MHz)	Measure Level (dBuV/m)	Reading Level (dBuV)	Margin (dB)	Limit (dBuV/m)	Factor (dB)	Type
1			5148.550	63.779	59.605	-10.221	74.000	4.173	PK
2			5150.000	63.460	59.291	-10.540	74.000	4.170	PK
3		*	5191.550	112.034	108.006	N/A	N/A	4.027	PK

Note: Measure Level (dBμV/m) = Reading Level (dBμV) + Factor (dB)

Factor (dB) = Cable Loss (dB) + Antenna Factor (dB/m) - Pre\_Amplifier Gain (dB)

Site: AC1	Time: 2016/09/07 - 20:43
Limit: FCC_Part15.209_RE(3m)	Engineer: Kevin Ke
Probe: BBHA9120D_1GHz_18GHz	Polarity: Horizontal
EUT: US WI-FI AP 4X4 OD ext. antenna	Power:DC 54V
Test Mode: Transmit at channel 5190MHz by 802.11n-HT40 Ant 1	

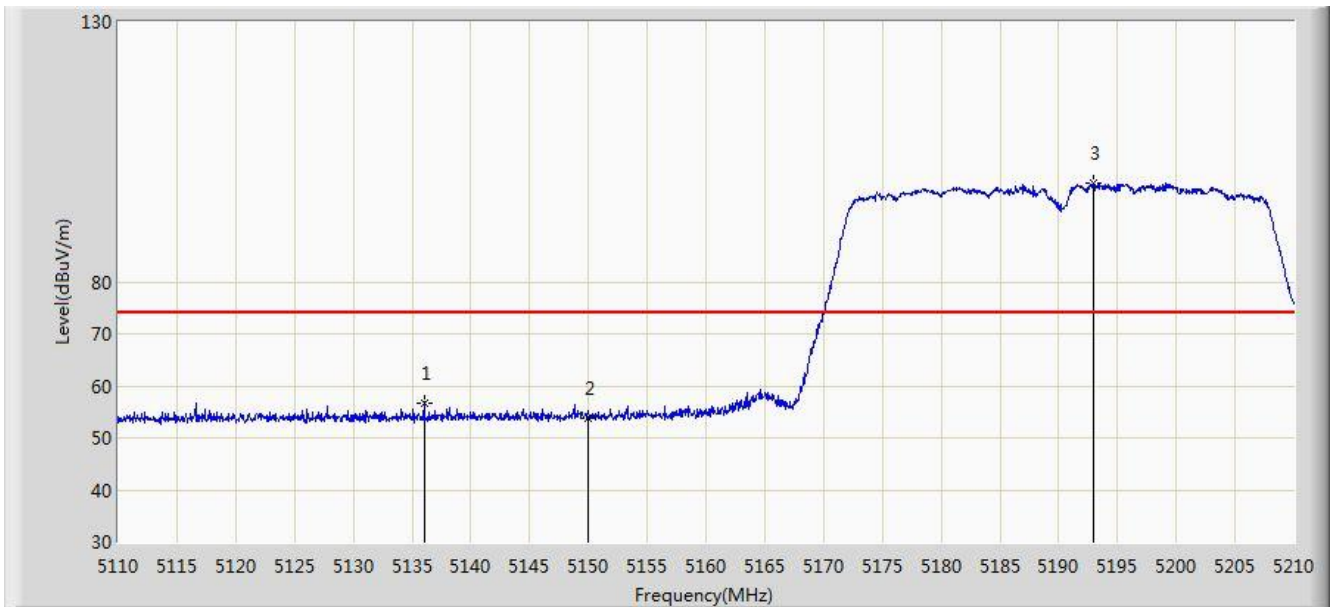


No	Flag	Mark	Frequency (MHz)	Measure Level (dBuV/m)	Reading Level (dBuV)	Margin (dB)	Limit (dBuV/m)	Factor (dB)	Type
1			5150.000	49.908	45.739	-4.092	54.000	4.170	AV
2		*	5196.100	99.837	95.825	N/A	N/A	4.012	AV

Note: Measure Level (dB $\mu$ V/m) = Reading Level (dB $\mu$ V) + Factor (dB)

Factor (dB) = Cable Loss (dB) + Antenna Factor (dB/m) - Pre\_Amplifier Gain (dB)

Site: AC1	Time: 2016/09/07 - 20:43
Limit: FCC_Part15.209_RE(3m)	Engineer: Kevin Ke
Probe: BBHA9120D_1GHz_18GHz	Polarity: Vertical
EUT: US WI-FI AP 4X4 OD ext. antenna	Power:DC 54V
Test Mode: Transmit at channel 5190MHz by 802.11n-HT40 Ant 1	

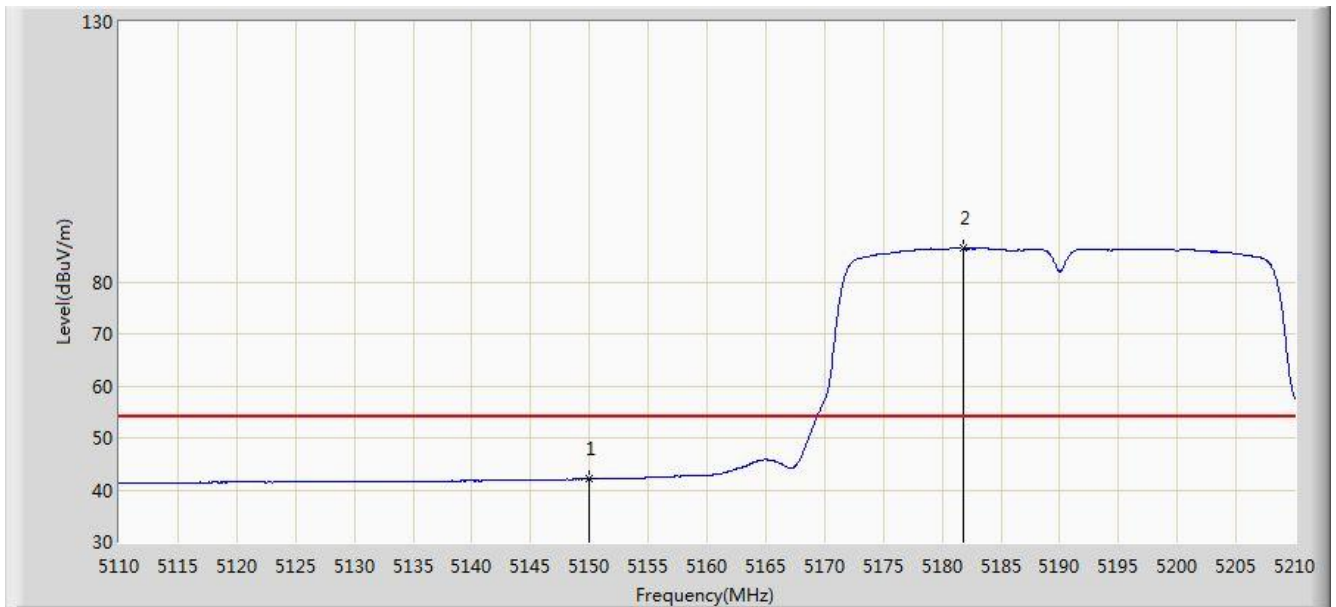


No	Flag	Mark	Frequency (MHz)	Measure Level (dBuV/m)	Reading Level (dBuV)	Margin (dB)	Limit (dBuV/m)	Factor (dB)	Type
1			5136.050	56.802	52.627	-17.198	74.000	4.175	PK
2			5150.000	53.653	49.484	-20.347	74.000	4.170	PK
3		*	5192.950	98.920	94.897	N/A	N/A	4.023	PK

Note: Measure Level (dBμV/m) = Reading Level (dBμV) + Factor (dB)

Factor (dB) = Cable Loss (dB) + Antenna Factor (dB/m) - Pre\_Amplifier Gain (dB)

Site: AC1	Time: 2016/09/07 - 20:44
Limit: FCC_Part15.209_RE(3m)	Engineer: Kevin Ke
Probe: BBHA9120D_1GHz_18GHz	Polarity: Vertical
EUT: US WI-FI AP 4X4 OD ext. antenna	Power:DC 54V
Test Mode: Transmit at channel 5190MHz by 802.11n-HT40 Ant 1	

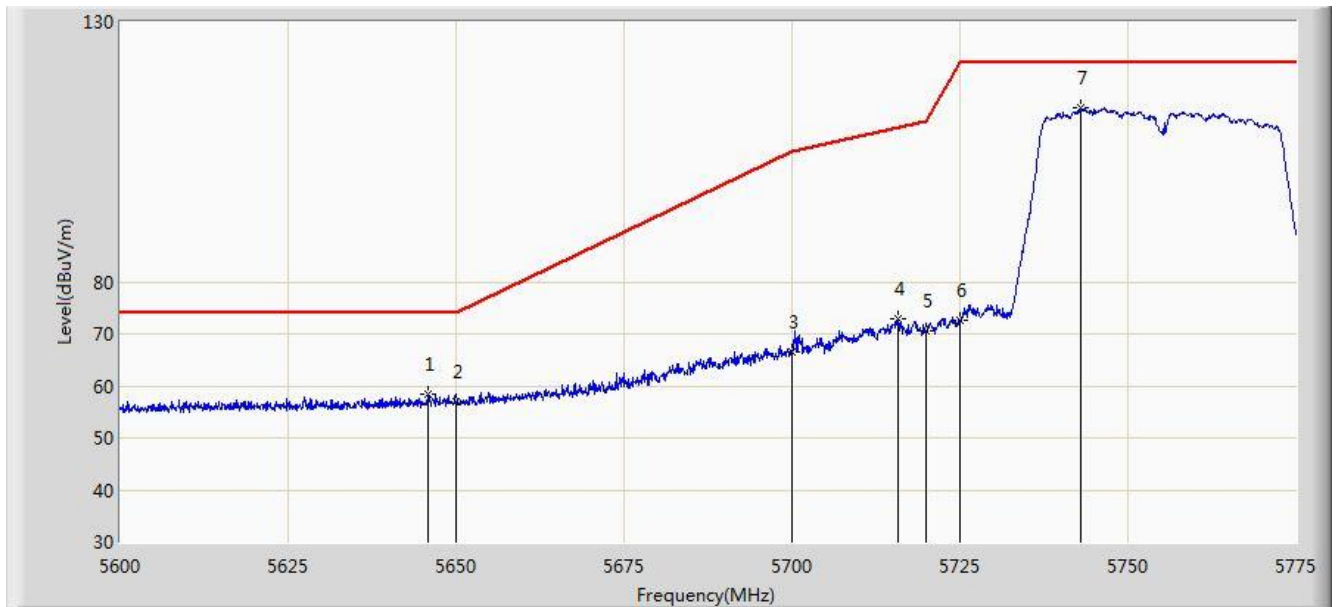


No	Flag	Mark	Frequency (MHz)	Measure Level (dBuV/m)	Reading Level (dBuV)	Margin (dB)	Limit (dBuV/m)	Factor (dB)	Type
1			5150.000	42.047	37.878	-11.953	54.000	4.170	AV
2		*	5181.800	86.378	82.316	N/A	N/A	4.063	AV

Note: Measure Level (dB $\mu$ V/m) = Reading Level (dB $\mu$ V) + Factor (dB)

Factor (dB) = Cable Loss (dB) + Antenna Factor (dB/m) - Pre\_Amplifier Gain (dB)

Site: AC1	Time: 2016/09/07 - 20:55
Limit: FCC_Part15.407_RE(3m)	Engineer: Kevin Ke
Probe: BBHA9120D_1GHz_18GHz	Polarity: Horizontal
EUT: US WI-FI AP 4X4 OD ext. antenna	Power:DC 54V
Test Mode: Transmit at channel 5755MHz by 802.11n-HT40 Ant 1	

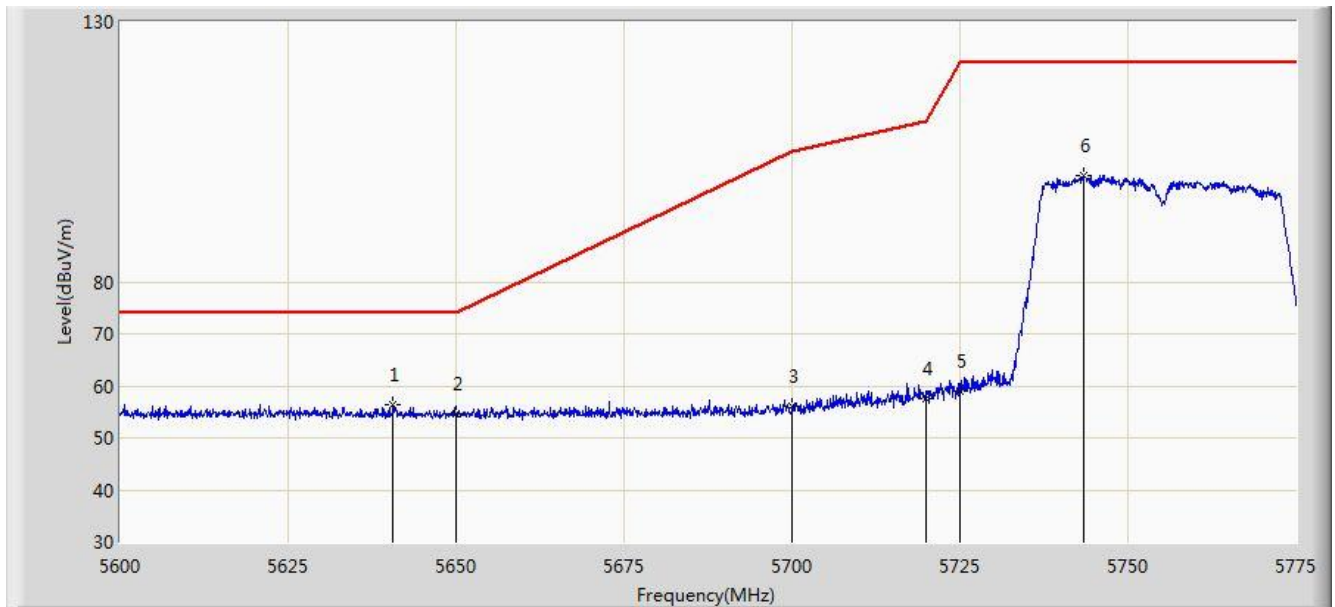


No	Flag	Mark	Frequency (MHz)	Measure Level (dBuV/m)	Reading Level (dBuV)	Margin (dB)	Limit (dBuV/m)	Factor (dB)	Type
1			5645.763	58.442	53.785	-15.558	74.000	4.657	PK
2			5650.000	56.942	52.271	-17.058	74.000	4.671	PK
3			5700.000	66.495	61.617	-38.705	105.200	4.878	PK
4			5715.850	72.851	67.881	-36.788	109.640	4.970	PK
5			5720.000	70.531	65.534	-40.269	110.800	4.997	PK
6			5725.000	72.490	67.461	-49.710	122.200	5.029	PK
7		*	5742.888	113.464	108.321	N/A	N/A	5.144	PK

Note: Measure Level (dBμV/m) = Reading Level (dBμV) + Factor (dB)

Factor (dB) = Cable Loss (dB) + Antenna Factor (dB/m) - Pre\_Amplifier Gain (dB)

Site: AC1	Time: 2016/09/07 - 20:57
Limit: FCC_Part15.407_RE(3m)	Engineer: Kevin Ke
Probe: BBHA9120D_1GHz_18GHz	Polarity: Vertical
EUT: US WI-FI AP 4X4 OD ext. antenna	Power:DC 54V
Test Mode: Transmit at channel 5755MHz by 802.11n-HT40 Ant 1	



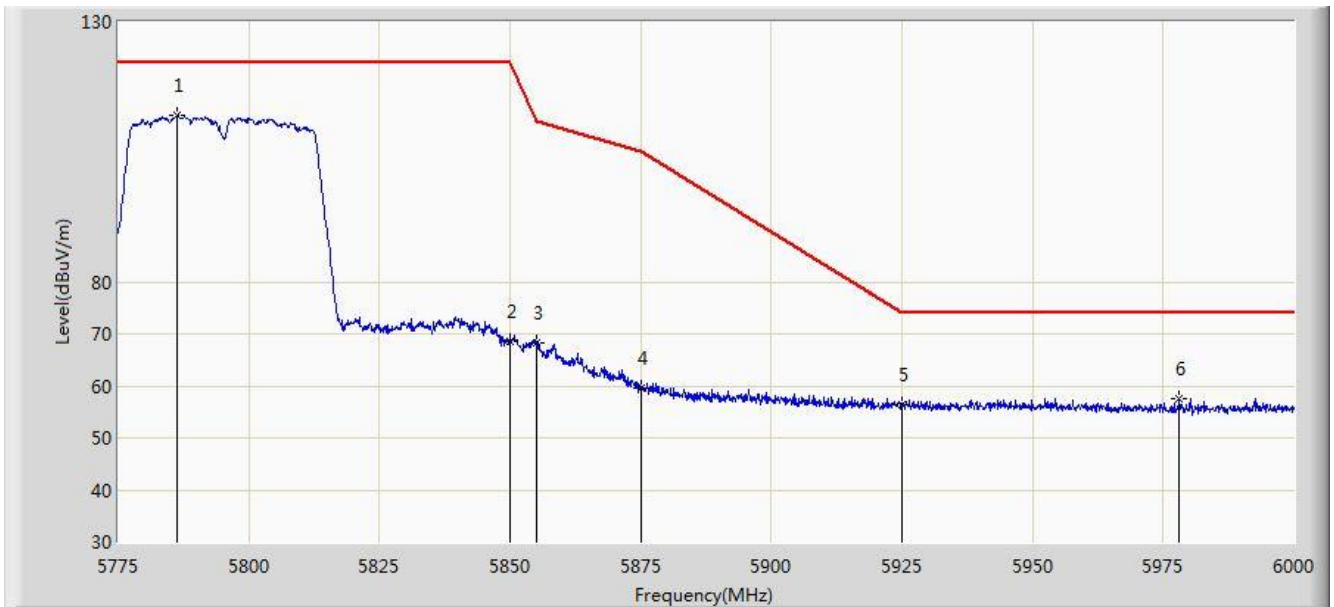
No	Flag	Mark	Frequency (MHz)	Measure Level (dBuV/m)	Reading Level (dBuV)	Margin (dB)	Limit (dBuV/m)	Factor (dB)	Type
1		*	5640.600	56.443	51.803	-17.557	74.000	4.640	PK
2			5650.000	54.700	50.029	-19.300	74.000	4.671	PK
3			5700.000	56.014	51.136	-49.186	105.200	4.878	PK
4			5720.000	57.495	52.498	-53.305	110.800	4.997	PK
5			5725.000	58.871	53.842	-63.329	122.200	5.029	PK
6			5743.413	100.348	95.202	N/A	N/A	5.145	PK

Note: Measure Level (dBuV/m) = Reading Level (dBuV) + Factor (dB)

Factor (dB) = Cable Loss (dB) + Antenna Factor (dB/m) - Pre\_Amplifier Gain (dB)



Site: AC1	Time: 2016/09/07 - 20:58
Limit: FCC_Part15.407_RE(3m)	Engineer: Kevin Ke
Probe: BBHA9120D_1GHz_18GHz	Polarity: Horizontal
EUT: US WI-FI AP 4X4 OD ext. antenna	Power:DC 54V
Test Mode: Transmit at channel 5795MHz by 802.11n-HT40 Ant 1	

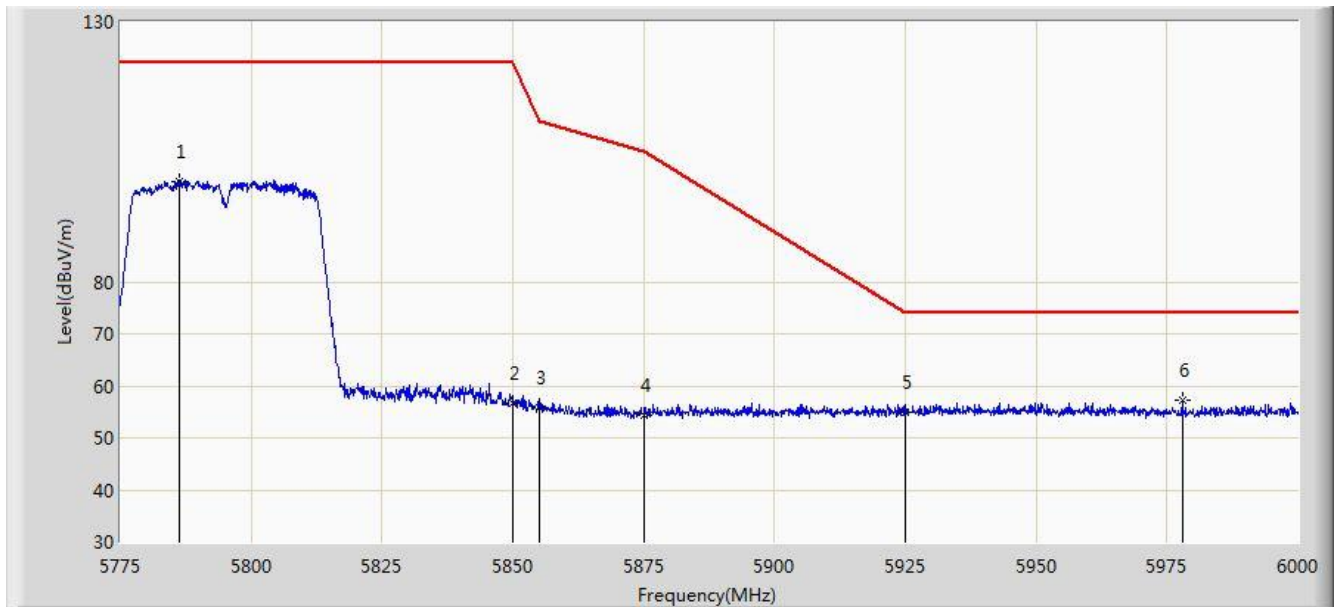


No	Flag	Mark	Frequency (MHz)	Measure Level (dBuV/m)	Reading Level (dBuV)	Margin (dB)	Limit (dBuV/m)	Factor (dB)	Type
1		*	5786.362	111.987	106.613	N/A	N/A	5.374	PK
2			5850.000	68.452	62.726	-53.748	122.200	5.726	PK
3			5855.000	68.172	62.426	-42.628	110.800	5.746	PK
4			5875.000	59.641	53.821	-45.559	105.200	5.820	PK
5			5925.000	56.445	50.479	-17.555	74.000	5.967	PK
6			5978.062	57.657	51.583	-16.343	74.000	6.075	PK

Note: Measure Level (dBuV/m) = Reading Level (dBuV) + Factor (dB)

Factor (dB) = Cable Loss (dB) + Antenna Factor (dB/m) - Pre\_Amplifier Gain (dB)

Site: AC1	Time: 2016/09/07 - 20:59
Limit: FCC_Part15.407_RE(3m)	Engineer: Kevin Ke
Probe: BBHA9120D_1GHz_18GHz	Polarity: Vertical
EUT: US WI-FI AP 4X4 OD ext. antenna	Power:DC 54V
Test Mode: Transmit at channel 5795MHz by 802.11n-HT40 Ant 1	

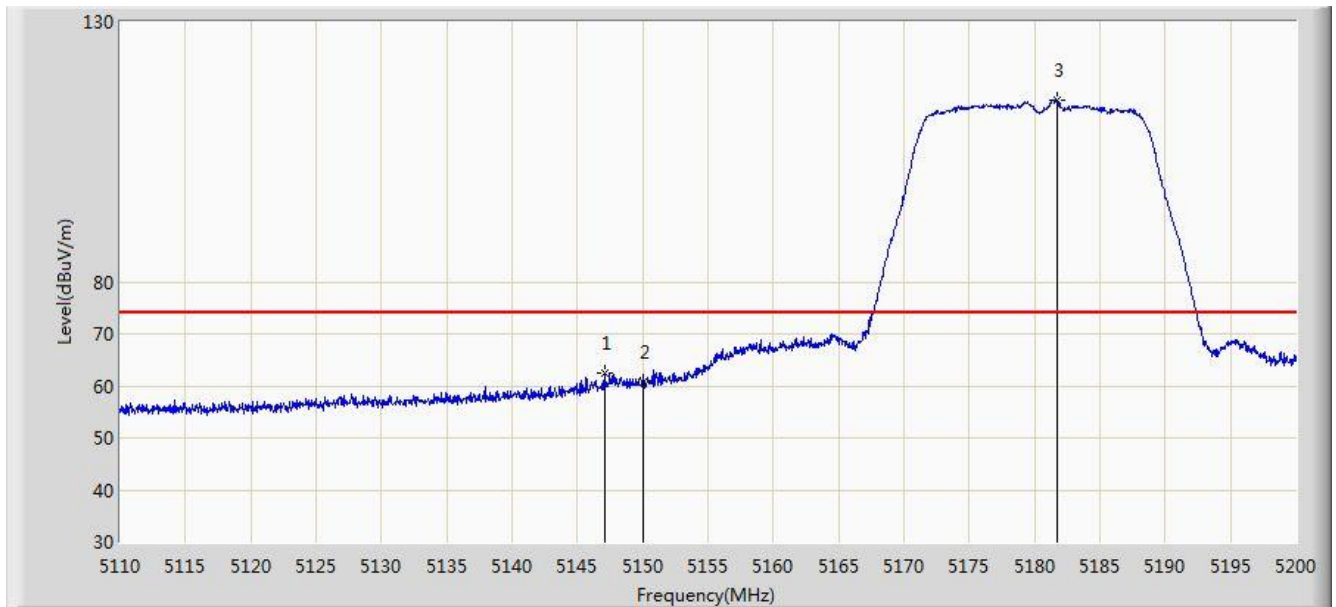


No	Flag	Mark	Frequency (MHz)	Measure Level (dBuV/m)	Reading Level (dBuV)	Margin (dB)	Limit (dBuV/m)	Factor (dB)	Type
1			5786.250	99.330	93.957	N/A	N/A	5.373	PK
2			5850.000	56.663	50.937	-65.537	122.200	5.726	PK
3			5855.000	55.720	49.974	-55.080	110.800	5.746	PK
4			5875.000	54.488	48.668	-50.712	105.200	5.820	PK
5			5925.000	55.067	49.101	-18.933	74.000	5.967	PK
6		*	5977.950	57.258	51.184	-16.742	74.000	6.075	PK

Note: Measure Level (dBuV/m) = Reading Level (dBuV) + Factor (dB)

Factor (dB) = Cable Loss (dB) + Antenna Factor (dB/m) - Pre\_Amplifier Gain (dB)

Site: AC1	Time: 2016/09/07 - 21:02
Limit: FCC_Part15.209_RE(3m)	Engineer: Kevin Ke
Probe: BBHA9120D_1GHz_18GHz	Polarity: Horizontal
EUT: US WI-FI AP 4X4 OD ext. antenna	Power:DC 54V
Test Mode: Transmit at channel 5180MHz by 802.11ac-VHT20 Ant 1	

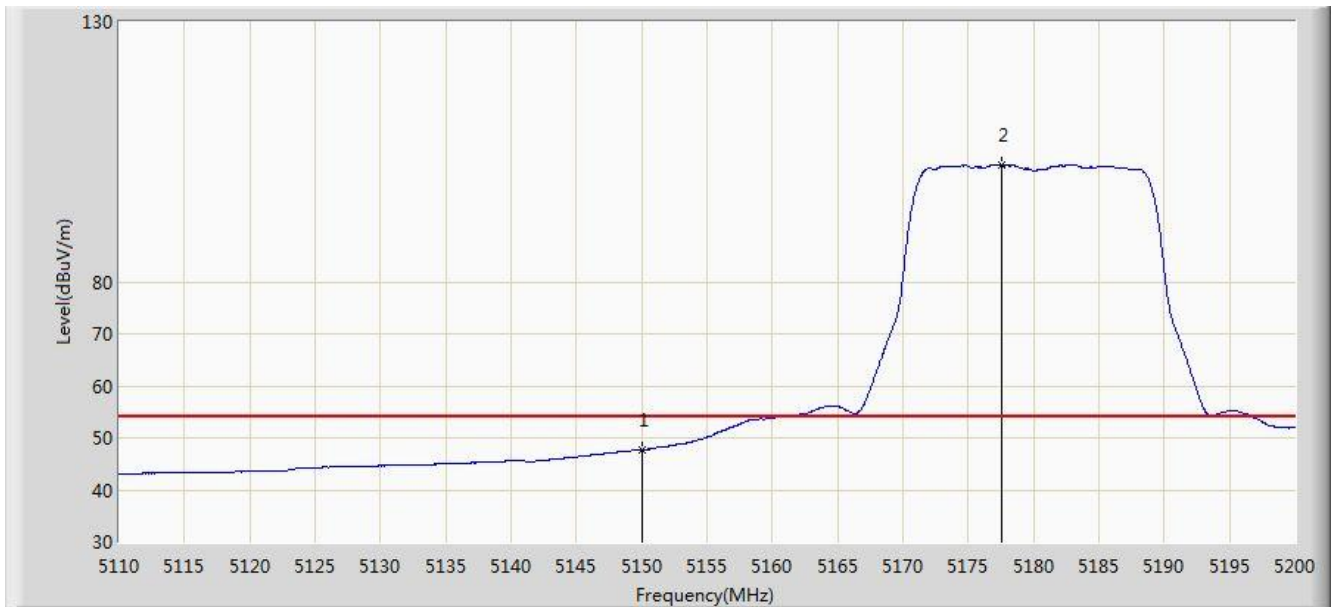


No	Flag	Mark	Frequency (MHz)	Measure Level (dBuV/m)	Reading Level (dBuV)	Margin (dB)	Limit (dBuV/m)	Factor (dB)	Type
1			5147.080	62.373	58.197	-11.627	74.000	4.176	PK
2			5150.000	60.597	56.428	-13.403	74.000	4.170	PK
3		*	5181.685	114.964	110.901	N/A	N/A	4.063	PK

Note: Measure Level (dB $\mu$ V/m) = Reading Level (dB $\mu$ V) + Factor (dB)

Factor (dB) = Cable Loss (dB) + Antenna Factor (dB/m) - Pre\_Amplifier Gain (dB)

Site: AC1	Time: 2016/09/07 - 21:03
Limit: FCC_Part15.209_RE(3m)	Engineer: Kevin Ke
Probe: BBHA9120D_1GHz_18GHz	Polarity: Horizontal
EUT: US WI-FI AP 4X4 OD ext. antenna	Power:DC 54V
Test Mode: Transmit at channel 5180MHz by 802.11ac-VHT20 Ant 1	

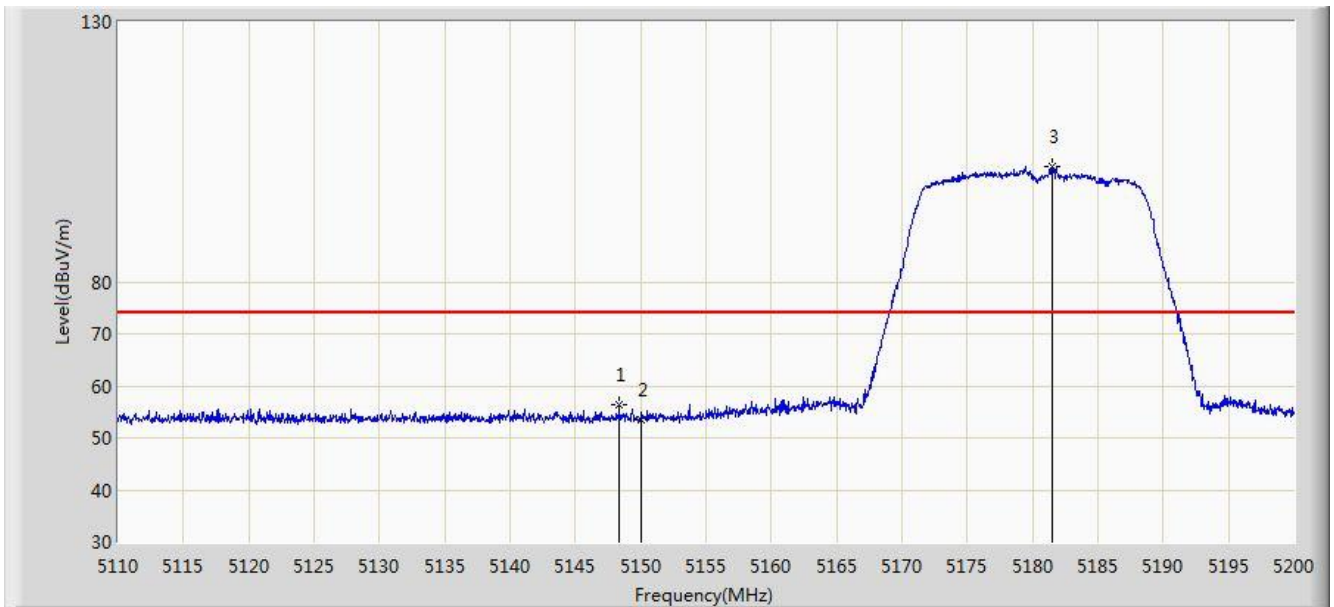


No	Flag	Mark	Frequency (MHz)	Measure Level (dBuV/m)	Reading Level (dBuV)	Margin (dB)	Limit (dBuV/m)	Factor (dB)	Type
1			5150.000	47.713	43.544	-6.287	54.000	4.170	AV
2		*	5177.545	102.440	98.362	N/A	N/A	4.077	AV

Note: Measure Level (dB $\mu$ V/m) = Reading Level (dB $\mu$ V) + Factor (dB)

Factor (dB) = Cable Loss (dB) + Antenna Factor (dB/m) - Pre\_Amplifier Gain (dB)

Site: AC1	Time: 2016/09/07 - 21:04
Limit: FCC_Part15.209_RE(3m)	Engineer: Kevin Ke
Probe: BBHA9120D_1GHz_18GHz	Polarity: Vertical
EUT: US WI-FI AP 4X4 OD ext. antenna	Power:DC 54V
Test Mode: Transmit at channel 5180MHz by 802.11ac-VHT20 Ant 1	

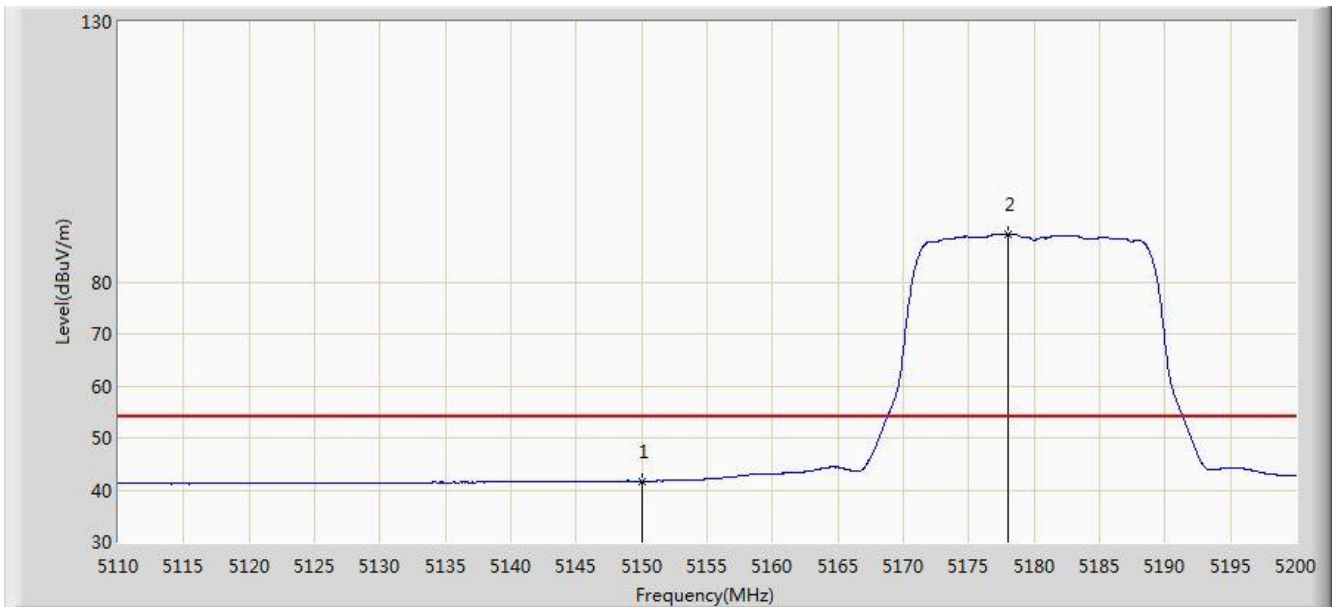


No	Flag	Mark	Frequency (MHz)	Measure Level (dBuV/m)	Reading Level (dBuV)	Margin (dB)	Limit (dBuV/m)	Factor (dB)	Type
1			5148.340	56.276	52.102	-17.724	74.000	4.174	PK
2			5150.000	53.421	49.252	-20.579	74.000	4.170	PK
3		*	5181.460	102.276	98.212	N/A	N/A	4.064	PK

Note: Measure Level (dB $\mu$ V/m) = Reading Level (dB $\mu$ V) + Factor (dB)

Factor (dB) = Cable Loss (dB) + Antenna Factor (dB/m) - Pre\_Amplifier Gain (dB)

Site: AC1	Time: 2016/09/07 - 21:04
Limit: FCC_Part15.209_RE(3m)	Engineer: Kevin Ke
Probe: BBHA9120D_1GHz_18GHz	Polarity: Vertical
EUT: US WI-FI AP 4X4 OD ext. antenna	Power:DC 54V
Test Mode: Transmit at channel 5180MHz by 802.11ac-VHT20 Ant 1	

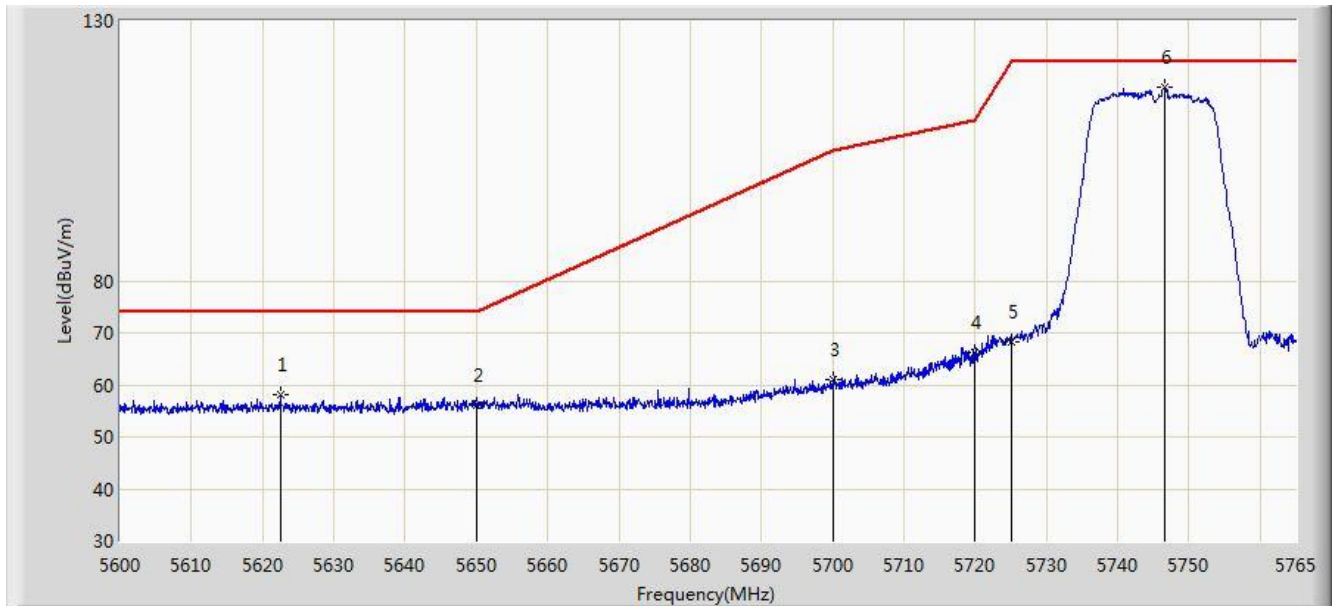


No	Flag	Mark	Frequency (MHz)	Measure Level (dBuV/m)	Reading Level (dBuV)	Margin (dB)	Limit (dBuV/m)	Factor (dB)	Type
1			5150.000	41.694	37.525	-12.306	54.000	4.170	AV
2		*	5177.995	89.043	84.967	N/A	N/A	4.077	AV

Note: Measure Level (dBμV/m) = Reading Level (dBμV) + Factor (dB)

Factor (dB) = Cable Loss (dB) + Antenna Factor (dB/m) - Pre\_Amplifier Gain (dB)

Site: AC1	Time: 2016/09/07 - 21:16
Limit: FCC_Part15.407_RE(3m)	Engineer: Kevin Ke
Probe: BBHA9120D_1GHz_18GHz	Polarity: Horizontal
EUT: US WI-FI AP 4X4 OD ext. antenna	Power:DC 54V
Test Mode: Transmit at channel 5745MHz by 802.11ac-VHT20 Ant 1	

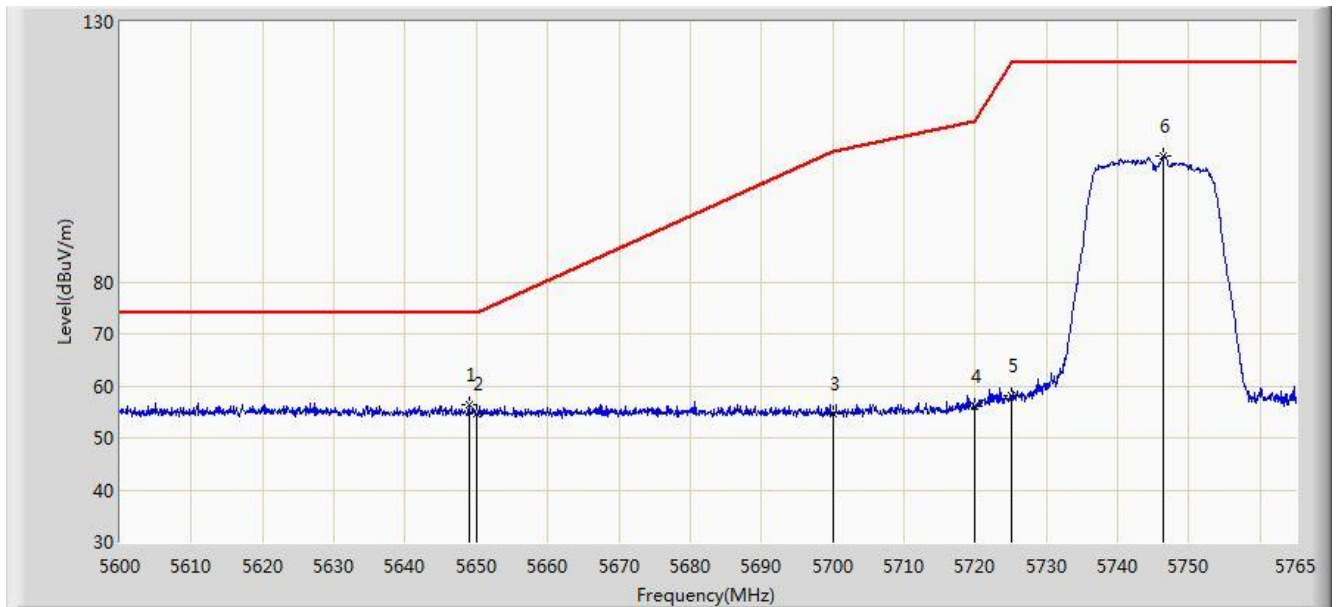


No	Flag	Mark	Frequency (MHz)	Measure Level (dBuV/m)	Reading Level (dBuV)	Margin (dB)	Limit (dBuV/m)	Factor (dB)	Type
1			5622.440	58.062	53.474	-15.938	74.000	4.587	PK
2			5650.000	55.999	51.328	-18.001	74.000	4.671	PK
3			5700.000	60.872	55.994	-44.328	105.200	4.878	PK
4			5720.000	66.138	61.141	-44.662	110.800	4.997	PK
5			5725.000	68.254	63.225	-53.946	122.200	5.029	PK
6		*	5746.520	117.161	111.997	N/A	N/A	5.163	PK

Note: Measure Level (dBμV/m) = Reading Level (dBμV) + Factor (dB)

Factor (dB) = Cable Loss (dB) + Antenna Factor (dB/m) - Pre\_Amplifier Gain (dB)

Site: AC1	Time: 2016/09/07 - 21:17
Limit: FCC_Part15.407_RE(3m)	Engineer: Kevin Ke
Probe: BBHA9120D_1GHz_18GHz	Polarity: Vertical
EUT: US WI-FI AP 4X4 OD ext. antenna	Power:DC 54V
Test Mode: Transmit at channel 5745MHz by 802.11ac-VHT20 Ant 1	



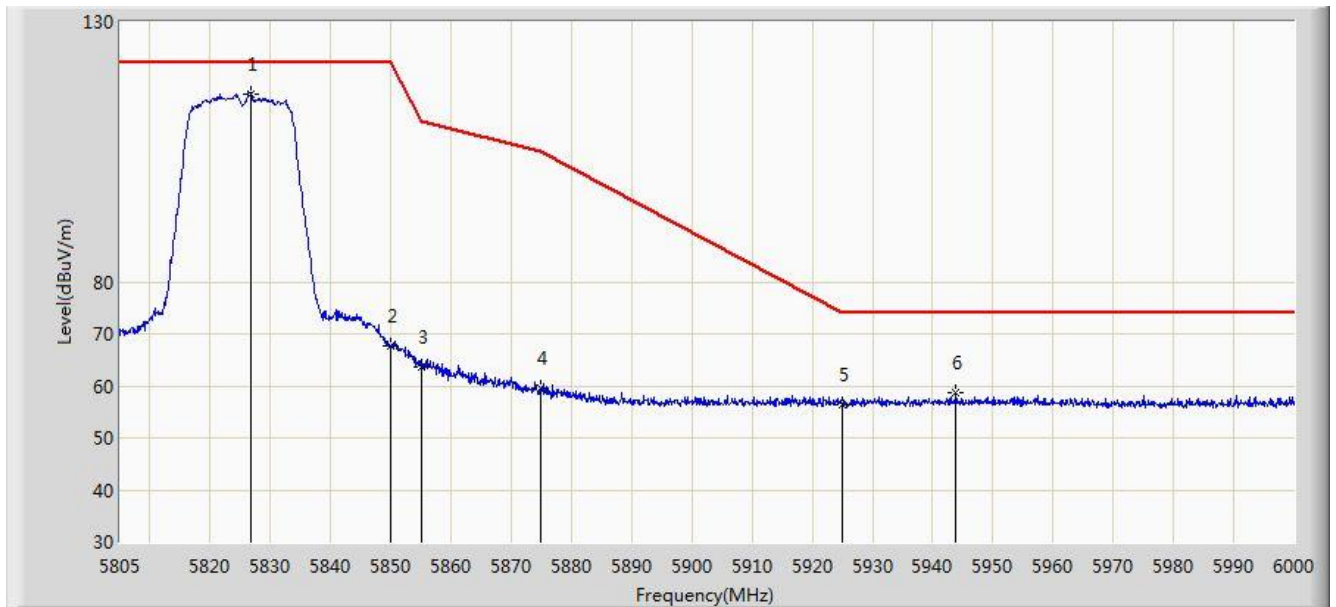
No	Flag	Mark	Frequency (MHz)	Measure Level (dBuV/m)	Reading Level (dBuV)	Margin (dB)	Limit (dBuV/m)	Factor (dB)	Type
1		*	5648.922	56.425	51.758	-17.575	74.000	4.667	PK
2			5650.000	54.596	49.925	-19.404	74.000	4.671	PK
3			5700.000	54.757	49.879	-50.443	105.200	4.878	PK
4			5720.000	55.993	50.996	-54.807	110.800	4.997	PK
5			5725.000	58.112	53.083	-64.088	122.200	5.029	PK
6			5746.355	104.174	99.011	N/A	N/A	5.163	PK

Note: Measure Level (dBuV/m) = Reading Level (dBuV) + Factor (dB)

Factor (dB) = Cable Loss (dB) + Antenna Factor (dB/m) - Pre\_Amplifier Gain (dB)



Site: AC1	Time: 2016/09/07 - 21:18
Limit: FCC_Part15.407_RE(3m)	Engineer: Kevin Ke
Probe: BBHA9120D_1GHz_18GHz	Polarity: Horizontal
EUT: US WI-FI AP 4X4 OD ext. antenna	Power:DC 54V
Test Mode: Transmit at channel 5825MHz by 802.11ac-VHT20 Ant 1	

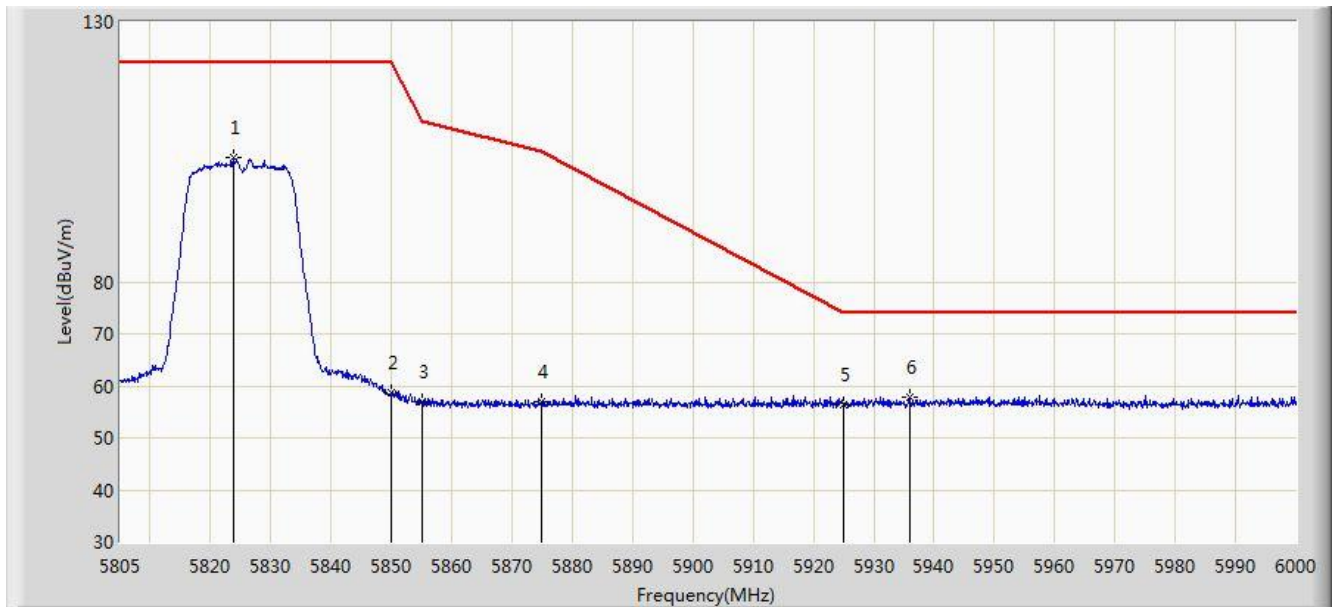


No	Flag	Mark	Frequency (MHz)	Measure Level (dBuV/m)	Reading Level (dBuV)	Margin (dB)	Limit (dBuV/m)	Factor (dB)	Type
1		*	5826.743	116.222	110.624	N/A	N/A	5.599	PK
2			5850.000	67.537	61.811	-54.663	122.200	5.726	PK
3			5855.000	63.671	57.925	-47.129	110.800	5.746	PK
4			5875.000	59.555	53.735	-45.645	105.200	5.820	PK
5			5925.000	56.386	50.420	-17.614	74.000	5.967	PK
6			5943.840	58.558	52.545	-15.442	74.000	6.012	PK

Note: Measure Level (dBμV/m) = Reading Level (dBμV) + Factor (dB)

Factor (dB) = Cable Loss (dB) + Antenna Factor (dB/m) - Pre\_Amplifier Gain (dB)

Site: AC1	Time: 2016/09/07 - 21:18
Limit: FCC_Part15.407_RE(3m)	Engineer: Kevin Ke
Probe: BBHA9120D_1GHz_18GHz	Polarity: Vertical
EUT: US WI-FI AP 4X4 OD ext. antenna	Power:DC 54V
Test Mode: Transmit at channel 5825MHz by 802.11ac-VHT20 Ant 1	

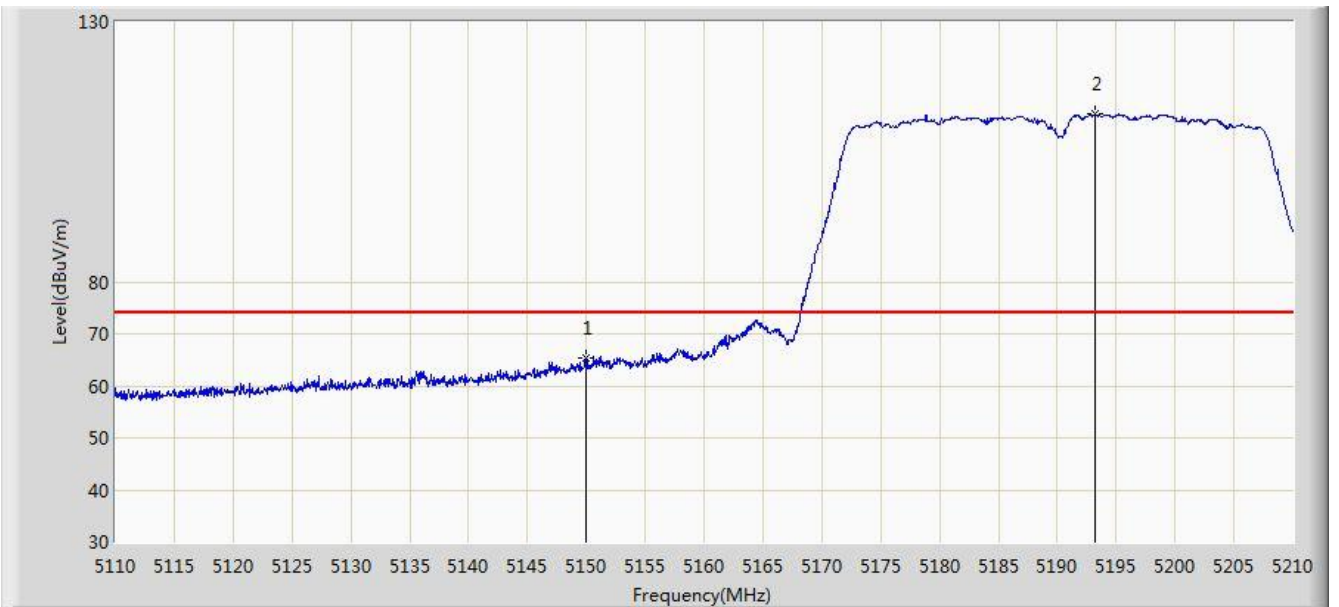


No	Flag	Mark	Frequency (MHz)	Measure Level (dBuV/m)	Reading Level (dBuV)	Margin (dB)	Limit (dBuV/m)	Factor (dB)	Type
1			5823.720	103.909	98.329	N/A	N/A	5.580	PK
2			5850.000	58.635	52.909	-63.565	122.200	5.726	PK
3			5855.000	56.943	51.197	-53.857	110.800	5.746	PK
4			5875.000	56.943	51.123	-48.257	105.200	5.820	PK
5			5925.000	56.386	50.420	-17.614	74.000	5.967	PK
6		*	5935.942	57.935	51.941	-16.065	74.000	5.993	PK

Note: Measure Level (dBμV/m) = Reading Level (dBμV) + Factor (dB)

Factor (dB) = Cable Loss (dB) + Antenna Factor (dB/m) - Pre\_Amplifier Gain (dB)

Site: AC1	Time: 2016/09/07 - 21:33
Limit: FCC_Part15.209_RE(3m)	Engineer: Kevin Ke
Probe: BBHA9120D_1GHz_18GHz	Polarity: Horizontal
EUT: US WI-FI AP 4X4 OD ext. antenna	Power:DC 54V
Test Mode: Transmit at channel 5190MHz by 802.11ac-VHT40 Ant 1	

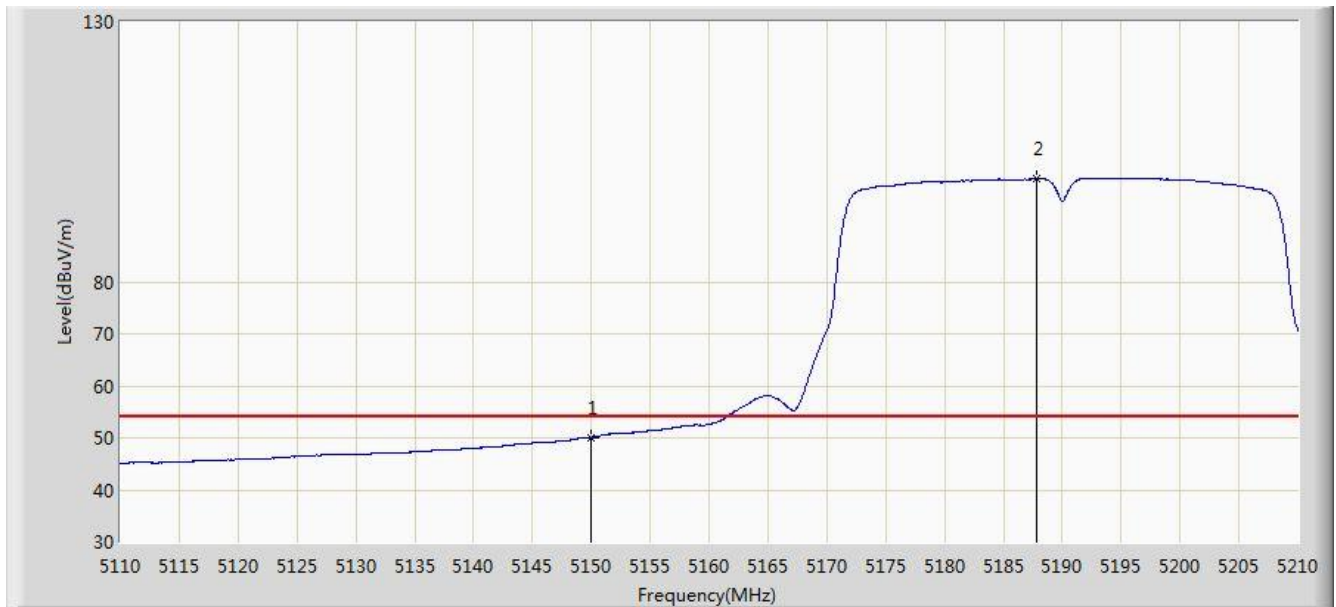


No	Flag	Mark	Frequency (MHz)	Measure Level (dBuV/m)	Reading Level (dBuV)	Margin (dB)	Limit (dBuV/m)	Factor (dB)	Type
1			5150.000	65.249	61.080	-8.751	74.000	4.170	PK
2		*	5193.200	112.188	108.166	N/A	N/A	4.023	PK

Note: Measure Level (dB $\mu$ V/m) = Reading Level (dB $\mu$ V) + Factor (dB)

Factor (dB) = Cable Loss (dB) + Antenna Factor (dB/m) - Pre\_Amplifier Gain (dB)

Site: AC1	Time: 2016/09/07 - 21:34
Limit: FCC_Part15.209_RE(3m)	Engineer: Kevin Ke
Probe: BBHA9120D_1GHz_18GHz	Polarity: Horizontal
EUT: US WI-FI AP 4X4 OD ext. antenna	Power:DC 54V
Test Mode: Transmit at channel 5190MHz by 802.11ac-VHT40 Ant 1	

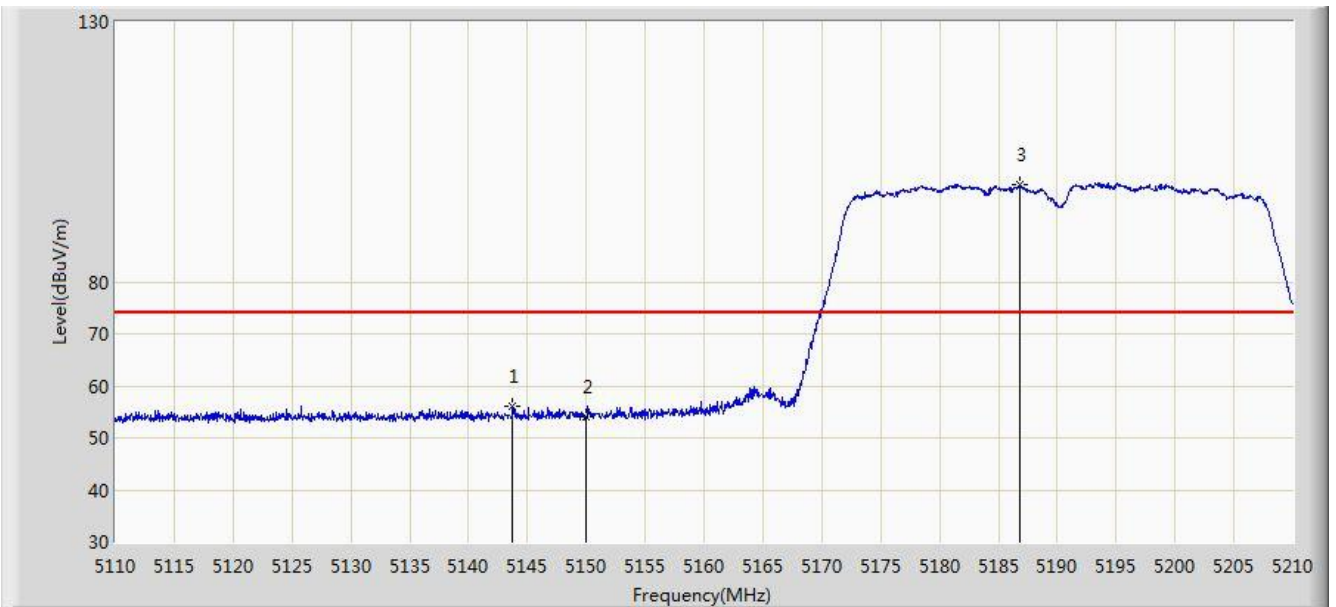


No	Flag	Mark	Frequency (MHz)	Measure Level (dBuV/m)	Reading Level (dBuV)	Margin (dB)	Limit (dBuV/m)	Factor (dB)	Type
1			5150.000	50.089	45.920	-3.911	54.000	4.170	AV
2		*	5187.850	99.825	95.784	N/A	N/A	4.041	AV

Note: Measure Level (dBμV/m) = Reading Level (dBμV) + Factor (dB)

Factor (dB) = Cable Loss (dB) + Antenna Factor (dB/m) - Pre\_Amplifier Gain (dB)

Site: AC1	Time: 2016/09/07 - 21:35
Limit: FCC_Part15.209_RE(3m)	Engineer: Kevin Ke
Probe: BBHA9120D_1GHz_18GHz	Polarity: Vertical
EUT: US WI-FI AP 4X4 OD ext. antenna	Power:DC 54V
Test Mode: Transmit at channel 5190MHz by 802.11ac-VHT40 Ant 1	

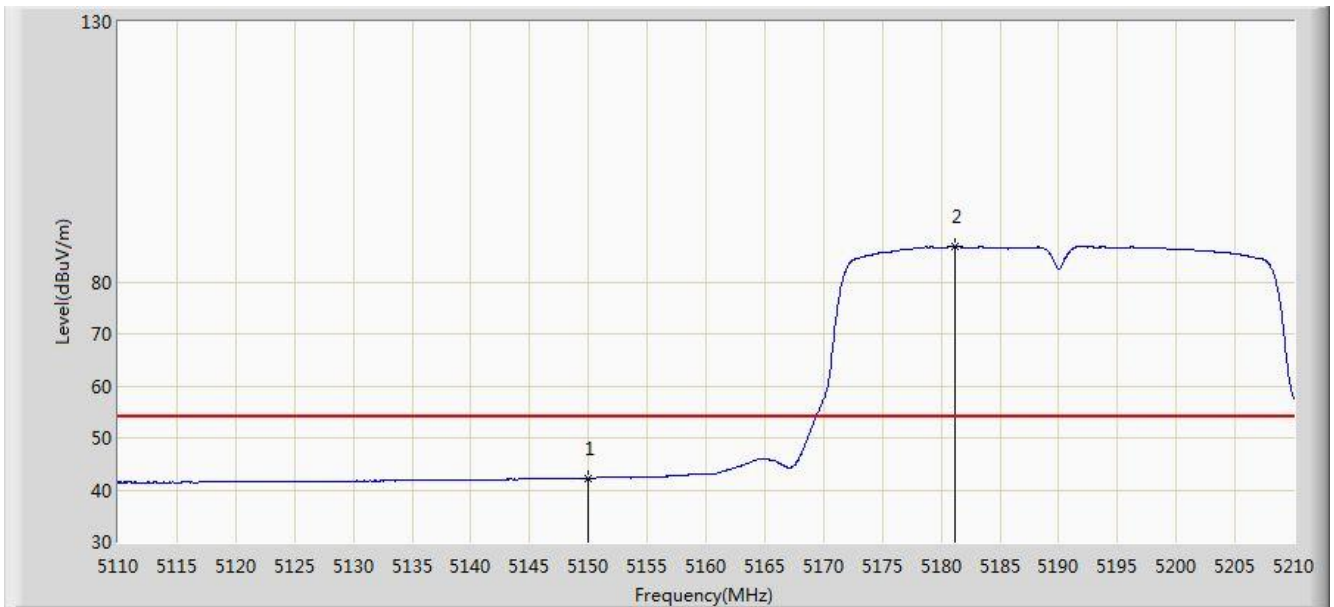


No	Flag	Mark	Frequency (MHz)	Measure Level (dBuV/m)	Reading Level (dBuV)	Margin (dB)	Limit (dBuV/m)	Factor (dB)	Type
1			5143.750	55.946	51.770	-18.054	74.000	4.175	PK
2			5150.000	54.024	49.855	-19.976	74.000	4.170	PK
3		*	5186.850	98.722	94.677	N/A	N/A	4.044	PK

Note: Measure Level (dBμV/m) = Reading Level (dBμV) + Factor (dB)

Factor (dB) = Cable Loss (dB) + Antenna Factor (dB/m) - Pre\_Amplifier Gain (dB)

Site: AC1	Time: 2016/09/07 - 21:35
Limit: FCC_Part15.209_RE(3m)	Engineer: Kevin Ke
Probe: BBHA9120D_1GHz_18GHz	Polarity: Vertical
EUT: US WI-FI AP 4X4 OD ext. antenna	Power:DC 54V
Test Mode: Transmit at channel 5190MHz by 802.11ac-VHT40 Ant 1	

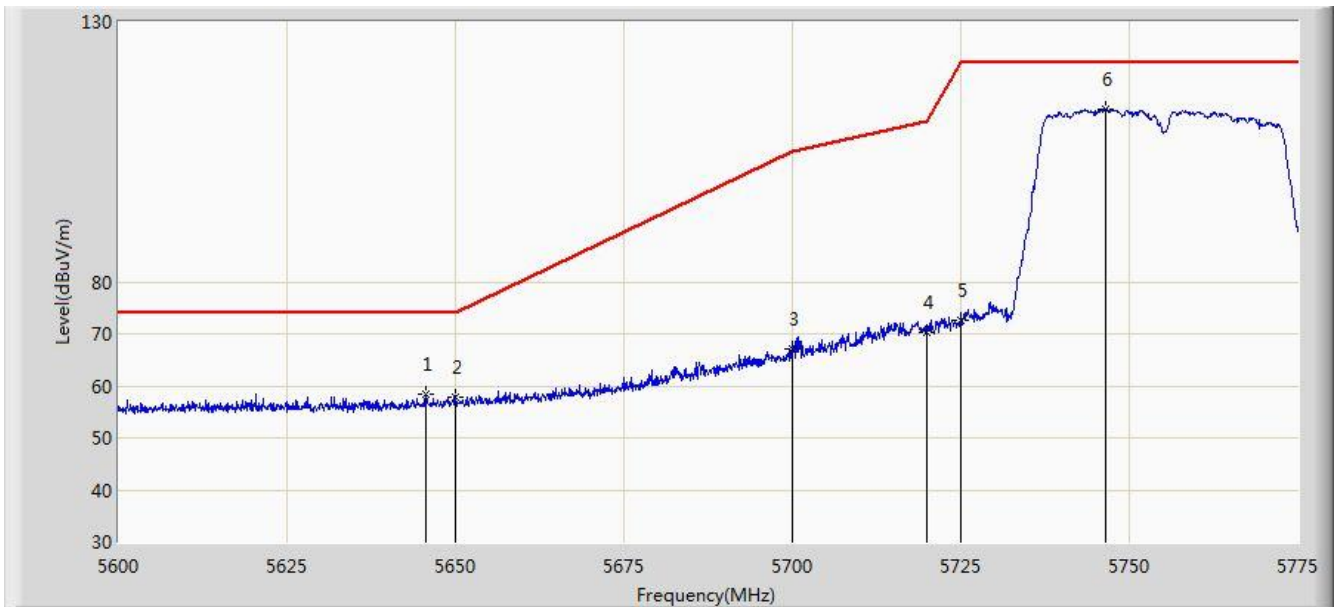


No	Flag	Mark	Frequency (MHz)	Measure Level (dBuV/m)	Reading Level (dBuV)	Margin (dB)	Limit (dBuV/m)	Factor (dB)	Type
1			5150.000	42.228	38.059	-11.772	54.000	4.170	AV
2		*	5181.200	86.685	82.620	N/A	N/A	4.065	AV

Note: Measure Level (dBμV/m) = Reading Level (dBμV) + Factor (dB)

Factor (dB) = Cable Loss (dB) + Antenna Factor (dB/m) - Pre\_Amplifier Gain (dB)

Site: AC1	Time: 2016/09/07 - 21:47
Limit: FCC_Part15.407_RE(3m)	Engineer: Kevin Ke
Probe: BBHA9120D_1GHz_18GHz	Polarity: Horizontal
EUT: US WI-FI AP 4X4 OD ext. antenna	Power:DC 54V
Test Mode: Transmit at channel 5755MHz by 802.11ac-VHT40 Ant 1	

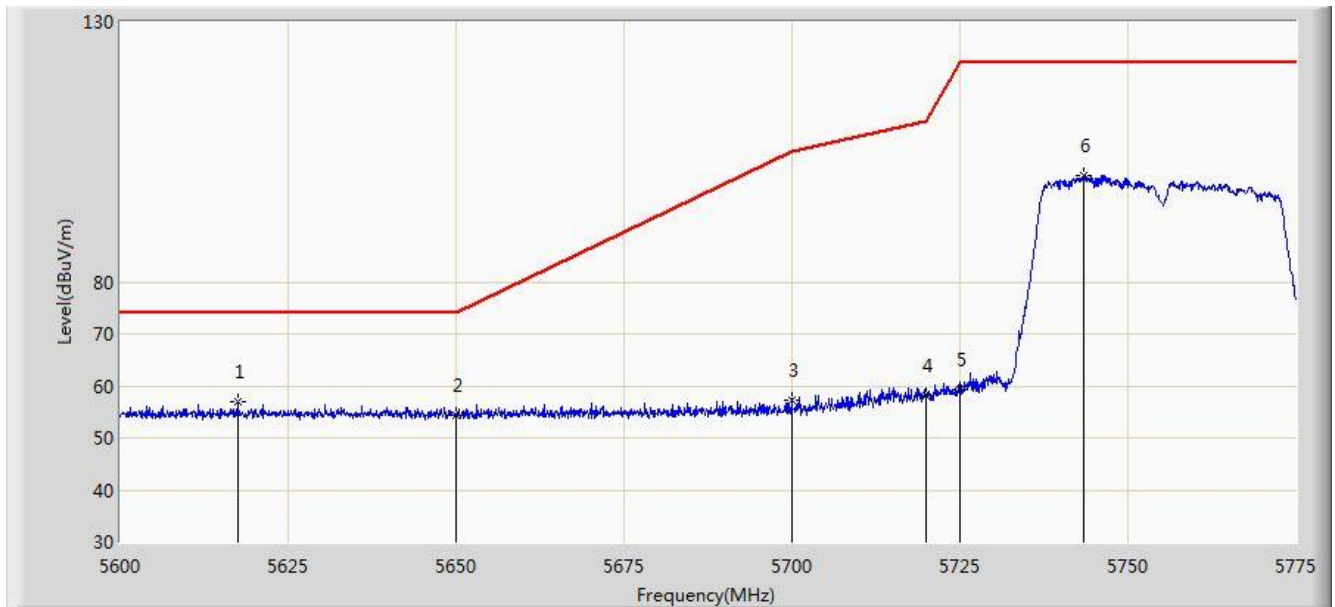


No	Flag	Mark	Frequency (MHz)	Measure Level (dBuV/m)	Reading Level (dBuV)	Margin (dB)	Limit (dBuV/m)	Factor (dB)	Type
1			5645.587	58.383	53.727	-15.617	74.000	4.657	PK
2			5650.000	57.708	53.037	-16.292	74.000	4.671	PK
3			5700.000	67.152	62.274	-38.048	105.200	4.878	PK
4			5720.000	70.418	65.421	-40.382	110.800	4.997	PK
5			5725.000	72.569	67.540	-49.631	122.200	5.029	PK
6		*	5746.562	113.187	108.023	N/A	N/A	5.164	PK

Note: Measure Level (dBuV/m) = Reading Level (dBuV) + Factor (dB)

Factor (dB) = Cable Loss (dB) + Antenna Factor (dB/m) - Pre\_Amplifier Gain (dB)

Site: AC1	Time: 2016/09/07 - 21:49
Limit: FCC_Part15.407_RE(3m)	Engineer: Kevin Ke
Probe: BBHA9120D_1GHz_18GHz	Polarity: Vertical
EUT: US WI-FI AP 4X4 OD ext. antenna	Power:DC 54V
Test Mode: Transmit at channel 5755MHz by 802.11ac-VHT40 Ant 1	



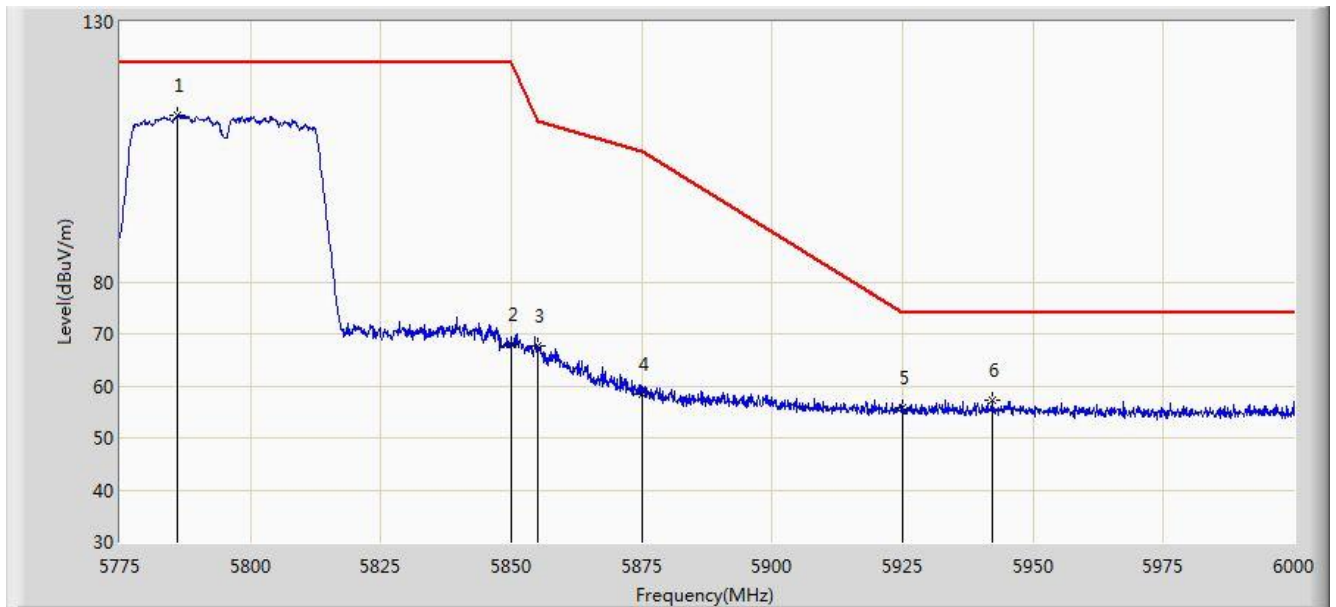
No	Flag	Mark	Frequency (MHz)	Measure Level (dBuV/m)	Reading Level (dBuV)	Margin (dB)	Limit (dBuV/m)	Factor (dB)	Type
1		*	5617.500	57.006	52.433	-16.994	74.000	4.573	PK
2			5650.000	54.408	49.737	-19.592	74.000	4.671	PK
3			5700.000	57.378	52.500	-47.822	105.200	4.878	PK
4			5720.000	58.211	53.214	-52.589	110.800	4.997	PK
5			5725.000	59.250	54.221	-62.950	122.200	5.029	PK
6			5743.500	100.419	95.273	N/A	N/A	5.147	PK

Note: Measure Level (dBuV/m) = Reading Level (dBuV) + Factor (dB)

Factor (dB) = Cable Loss (dB) + Antenna Factor (dB/m) - Pre\_Amplifier Gain (dB)



Site: AC1	Time: 2016/09/07 - 21:50
Limit: FCC_Part15.407_RE(3m)	Engineer: Kevin Ke
Probe: BBHA9120D_1GHz_18GHz	Polarity: Horizontal
EUT: US WI-FI AP 4X4 OD ext. antenna	Power:DC 54V
Test Mode: Transmit at channel 5795MHz by 802.11ac-VHT40 Ant 1	

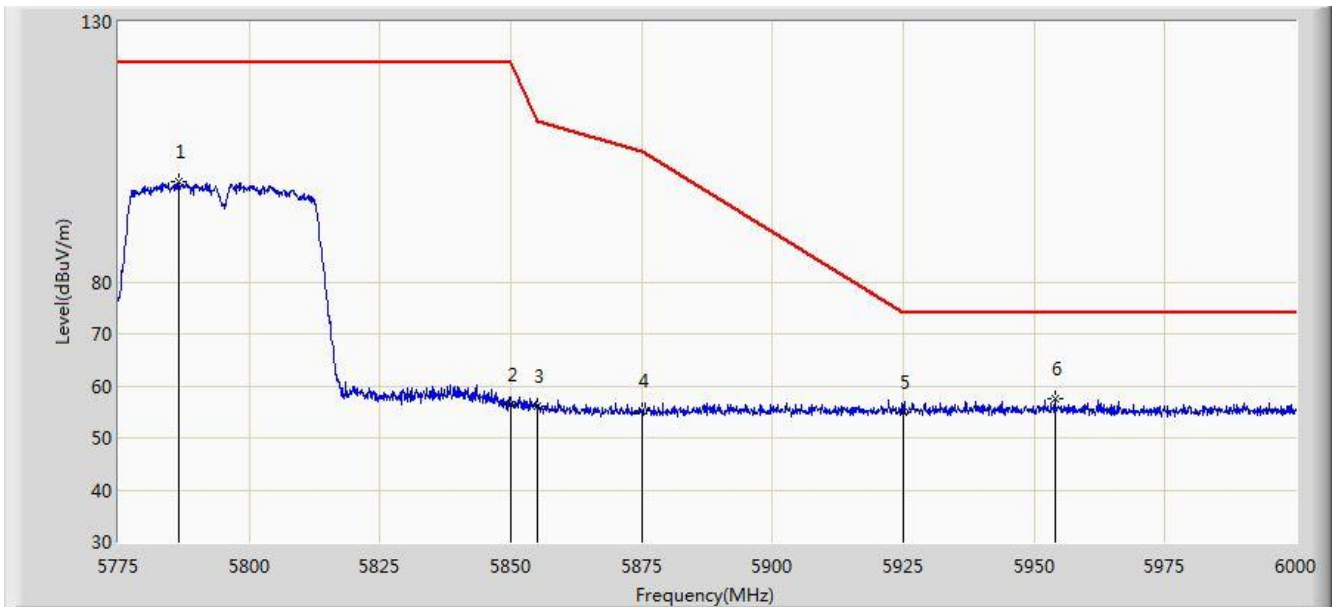


No	Flag	Mark	Frequency (MHz)	Measure Level (dBuV/m)	Reading Level (dBuV)	Margin (dB)	Limit (dBuV/m)	Factor (dB)	Type
1		*	5786.025	111.913	106.541	N/A	N/A	5.372	PK
2			5850.000	68.022	62.296	-54.178	122.200	5.726	PK
3			5855.000	67.728	61.982	-43.072	110.800	5.746	PK
4			5875.000	58.545	52.725	-46.655	105.200	5.820	PK
5			5925.000	55.785	49.819	-18.215	74.000	5.967	PK
6			5942.062	57.216	51.207	-16.784	74.000	6.009	PK

Note: Measure Level (dBuV/m) = Reading Level (dBuV) + Factor (dB)

Factor (dB) = Cable Loss (dB) + Antenna Factor (dB/m) - Pre\_Amplifier Gain (dB)

Site: AC1	Time: 2016/09/07 - 21:50
Limit: FCC_Part15.407_RE(3m)	Engineer: Kevin Ke
Probe: BBHA9120D_1GHz_18GHz	Polarity: Vertical
EUT: US WI-FI AP 4X4 OD ext. antenna	Power:DC 54V
Test Mode: Transmit at channel 5795MHz by 802.11ac-VHT40 Ant 1	

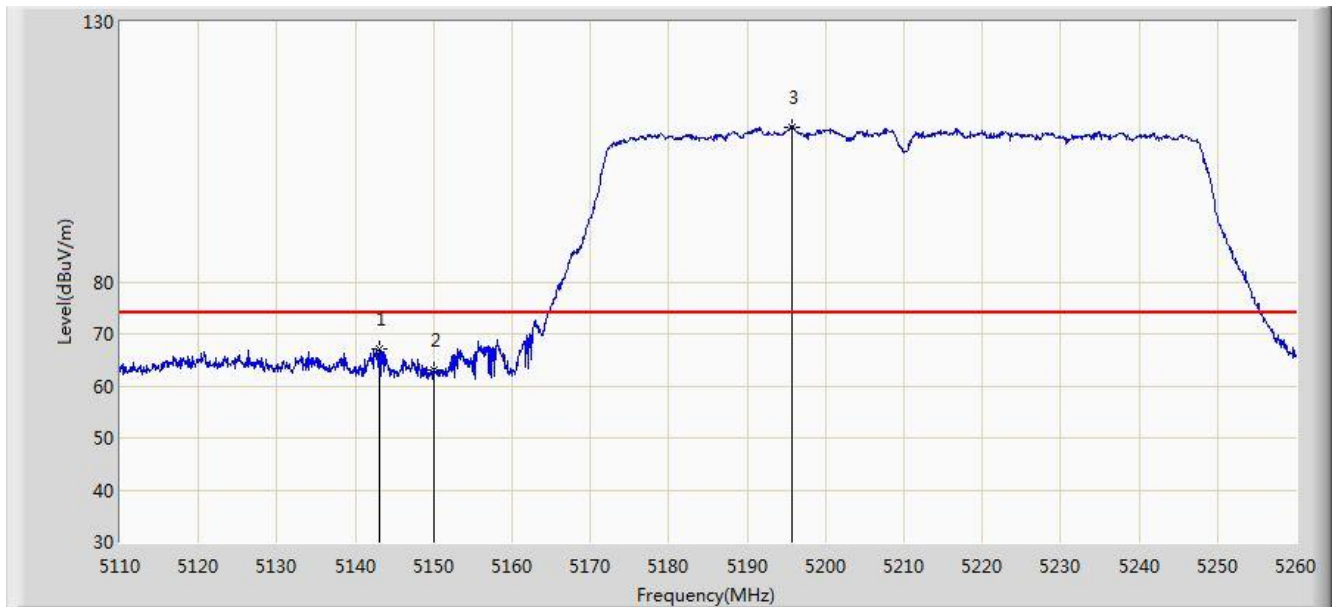


No	Flag	Mark	Frequency (MHz)	Measure Level (dBuV/m)	Reading Level (dBuV)	Margin (dB)	Limit (dBuV/m)	Factor (dB)	Type
1			5786.475	99.289	93.915	N/A	N/A	5.374	PK
2			5850.000	56.341	50.615	-65.859	122.200	5.726	PK
3			5855.000	56.169	50.423	-54.631	110.800	5.746	PK
4			5875.000	55.118	49.298	-50.082	105.200	5.820	PK
5			5925.000	54.879	48.913	-19.121	74.000	5.967	PK
6		*	5953.987	57.431	51.398	-16.569	74.000	6.034	PK

Note: Measure Level (dBuV/m) = Reading Level (dBuV) + Factor (dB)

Factor (dB) = Cable Loss (dB) + Antenna Factor (dB/m) - Pre\_Amplifier Gain (dB)

Site: AC1	Time: 2016/09/07 - 21:57
Limit: FCC_Part15.209_RE(3m)	Engineer: Kevin Ke
Probe: BBHA9120D_1GHz_18GHz	Polarity: Horizontal
EUT: US WI-FI AP 4X4 OD ext. antenna	Power:DC 54V
Test Mode: Transmit at channel 5210MHz by 802.11ac-VHT80 Ant 1	

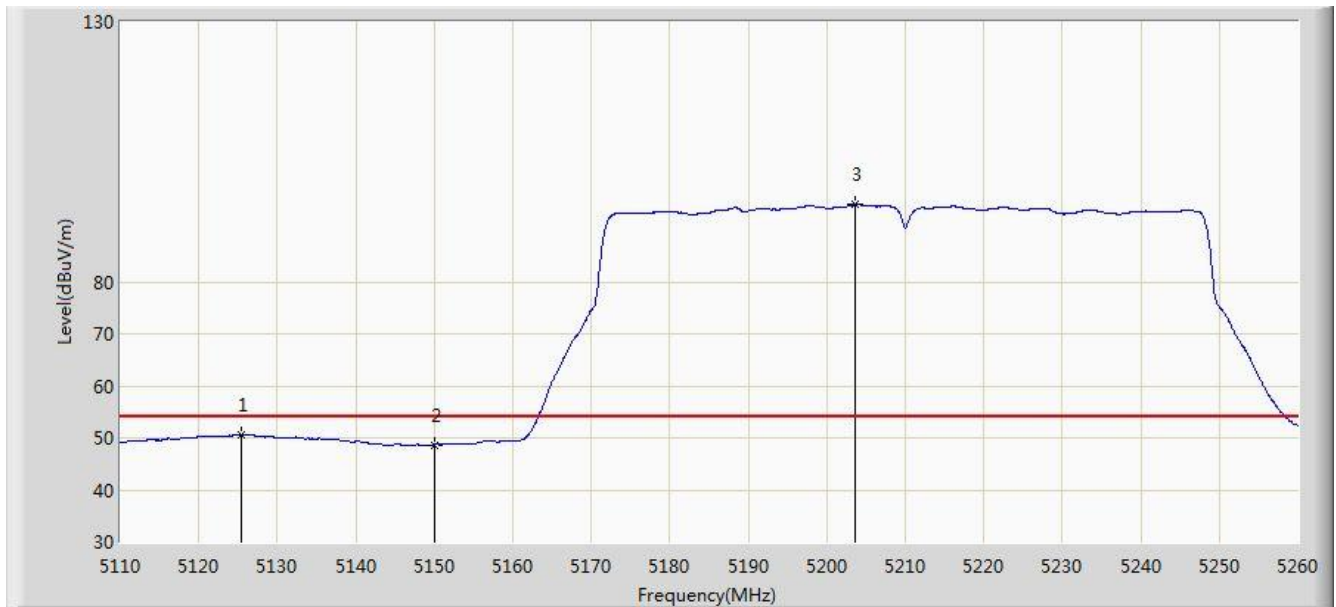


No	Flag	Mark	Frequency (MHz)	Measure Level (dBuV/m)	Reading Level (dBuV)	Margin (dB)	Limit (dBuV/m)	Factor (dB)	Type
1			5143.150	67.025	62.849	-6.975	74.000	4.176	PK
2			5150.000	62.993	58.824	-11.007	74.000	4.170	PK
3		*	5195.650	109.702	105.689	N/A	N/A	4.013	PK

Note: Measure Level (dBμV/m) = Reading Level (dBμV) + Factor (dB)

Factor (dB) = Cable Loss (dB) + Antenna Factor (dB/m) - Pre\_Amplifier Gain (dB)

Site: AC1	Time: 2016/09/07 - 21:58
Limit: FCC_Part15.209_RE(3m)	Engineer: Kevin Ke
Probe: BBHA9120D_1GHz_18GHz	Polarity: Horizontal
EUT: US WI-FI AP 4X4 OD ext. antenna	Power:DC 54V
Test Mode: Transmit at channel 5210MHz by 802.11ac-VHT80 Ant 1	

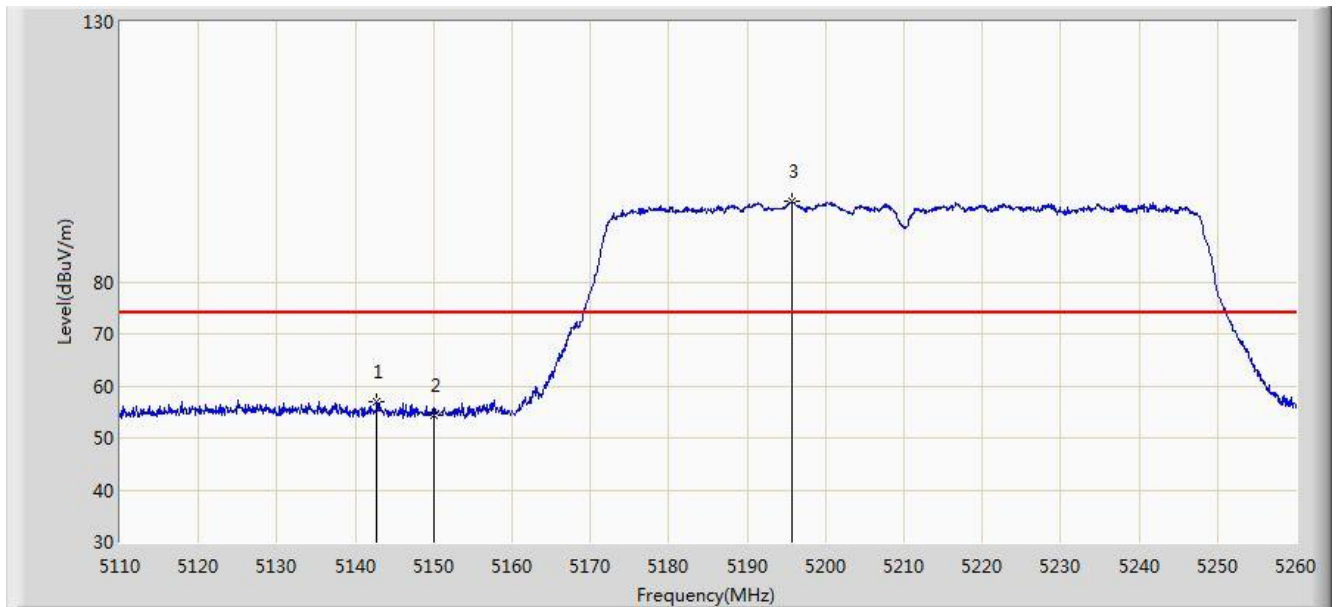


No	Flag	Mark	Frequency (MHz)	Measure Level (dBuV/m)	Reading Level (dBuV)	Margin (dB)	Limit (dBuV/m)	Factor (dB)	Type
1			5125.375	50.654	46.479	-3.346	54.000	4.175	AV
2			5150.000	48.692	44.523	-5.308	54.000	4.170	AV
3		*	5203.675	94.896	90.909	N/A	N/A	3.987	AV

Note: Measure Level (dB $\mu$ V/m) = Reading Level (dB $\mu$ V) + Factor (dB)

Factor (dB) = Cable Loss (dB) + Antenna Factor (dB/m) - Pre\_Amplifier Gain (dB)

Site: AC1	Time: 2016/09/07 - 21:59
Limit: FCC_Part15.209_RE(3m)	Engineer: Kevin Ke
Probe: BBHA9120D_1GHz_18GHz	Polarity: Vertical
EUT: US WI-FI AP 4X4 OD ext. antenna	Power:DC 54V
Test Mode: Transmit at channel 5210MHz by 802.11ac-VHT80 Ant 1	

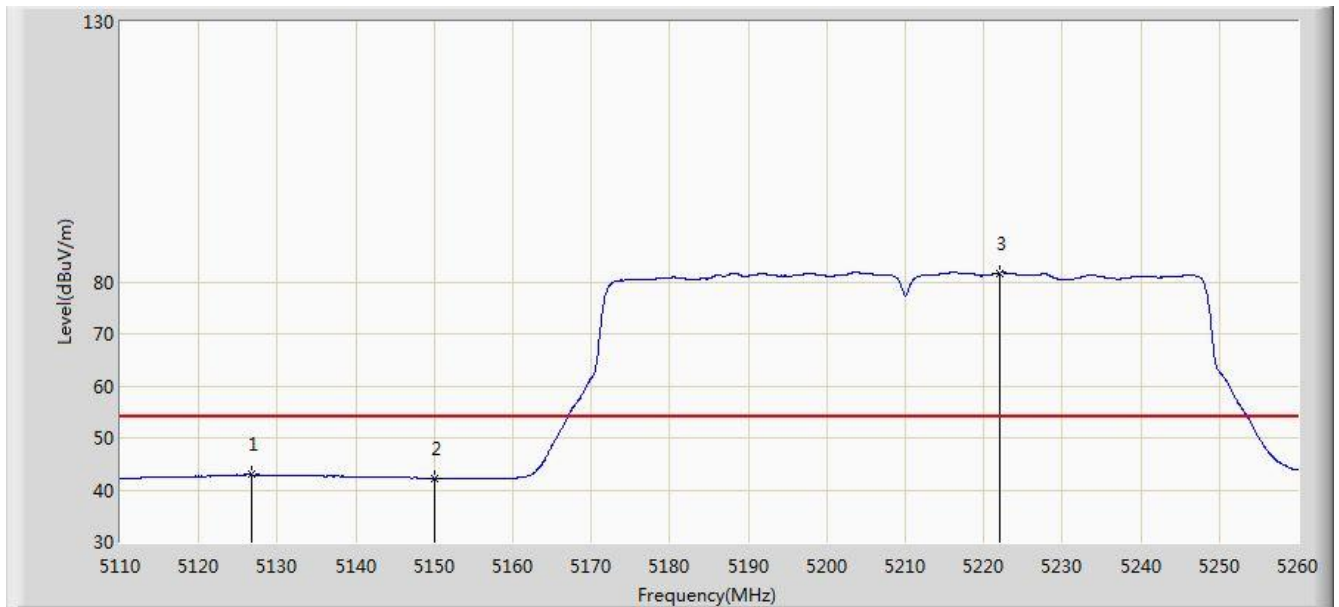


No	Flag	Mark	Frequency (MHz)	Measure Level (dBuV/m)	Reading Level (dBuV)	Margin (dB)	Limit (dBuV/m)	Factor (dB)	Type
1			5142.700	57.063	52.887	-16.937	74.000	4.176	PK
2			5150.000	54.436	50.267	-19.564	74.000	4.170	PK
3		*	5195.800	95.502	91.489	N/A	N/A	4.013	PK

Note: Measure Level (dB $\mu$ V/m) = Reading Level (dB $\mu$ V) + Factor (dB)

Factor (dB) = Cable Loss (dB) + Antenna Factor (dB/m) - Pre\_Amplifier Gain (dB)

Site: AC1	Time: 2016/09/07 - 22:00
Limit: FCC_Part15.209_RE(3m)	Engineer: Kevin Ke
Probe: BBHA9120D_1GHz_18GHz	Polarity: Vertical
EUT: US WI-FI AP 4X4 OD ext. antenna	Power:DC 54V
Test Mode: Transmit at channel 5210MHz by 802.11ac-VHT80 Ant 1	

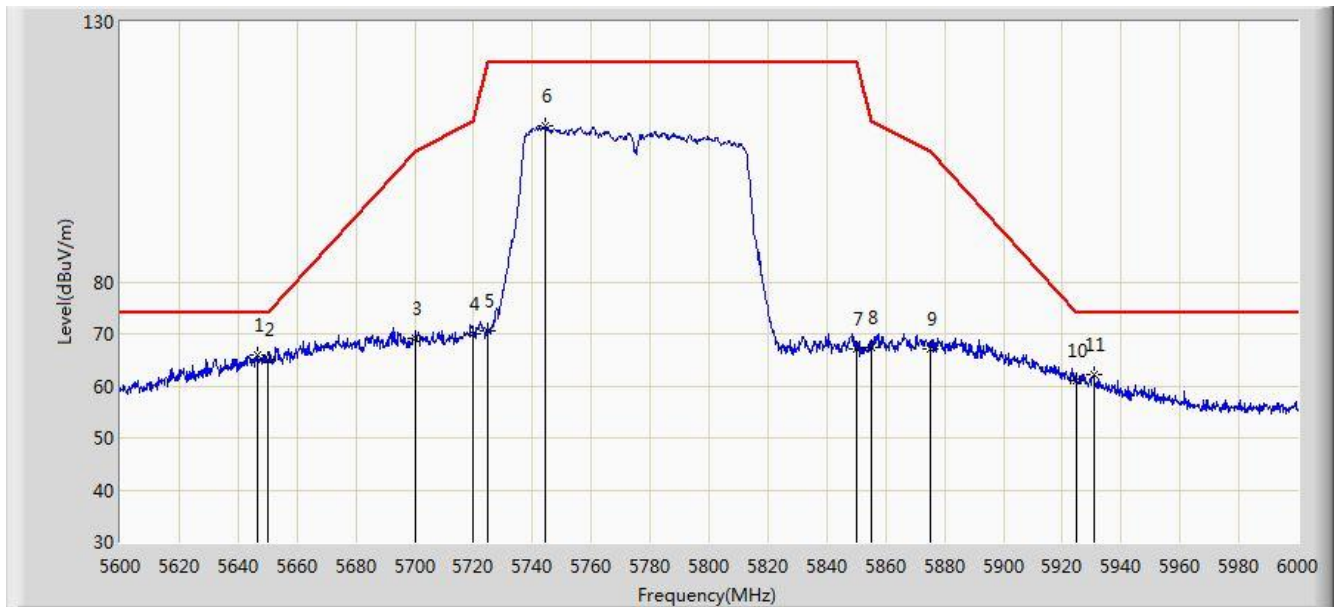


No	Flag	Mark	Frequency (MHz)	Measure Level (dBuV/m)	Reading Level (dBuV)	Margin (dB)	Limit (dBuV/m)	Factor (dB)	Type
1			5126.725	42.920	38.745	-11.080	54.000	4.175	AV
2			5150.000	42.215	38.046	-11.785	54.000	4.170	AV
3		*	5221.975	81.717	77.784	N/A	N/A	3.933	AV

Note: Measure Level (dB $\mu$ V/m) = Reading Level (dB $\mu$ V) + Factor (dB)

Factor (dB) = Cable Loss (dB) + Antenna Factor (dB/m) - Pre\_Amplifier Gain (dB)

Site: AC1	Time: 2016/09/07 - 22:09
Limit: FCC_Part15.407_RE(3m)	Engineer: Kevin Ke
Probe: BBHA9120D_1GHz_18GHz	Polarity: Horizontal
EUT: US WI-FI AP 4X4 OD ext. antenna	Power:DC 54V
Test Mode: Transmit at channel 5775MHz by 802.11ac-VHT80 Ant 1	

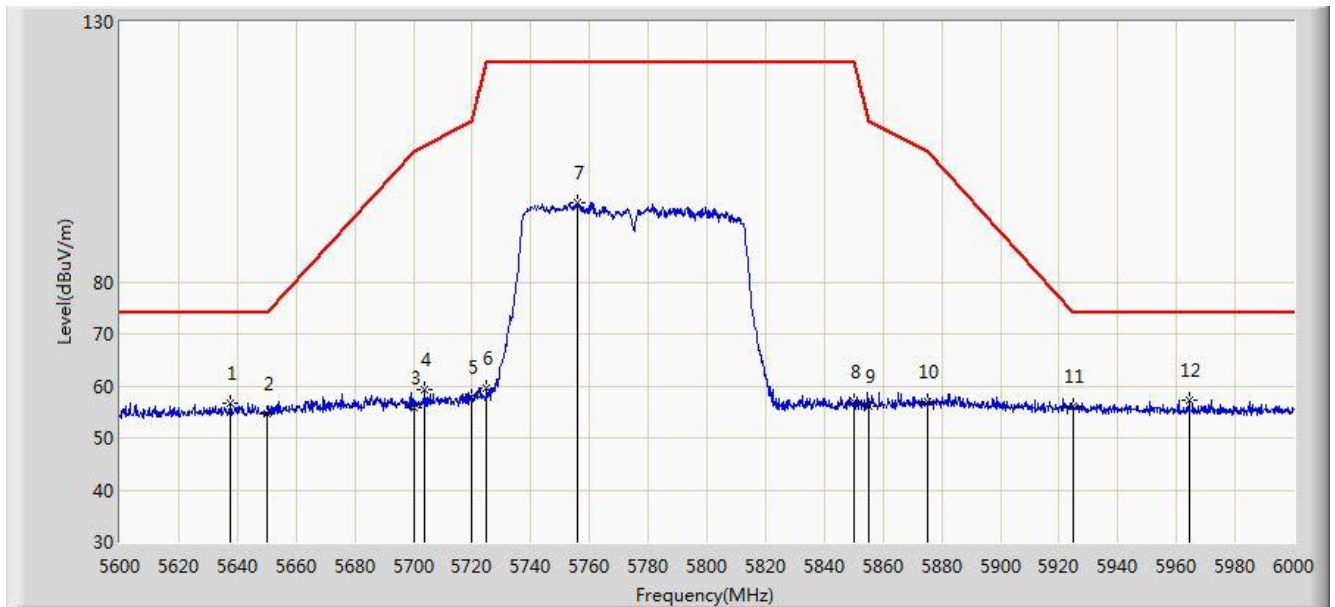


No	Flag	Mark	Frequency (MHz)	Measure Level (dBuV/m)	Reading Level (dBuV)	Margin (dB)	Limit (dBuV/m)	Factor (dB)	Type
1		*	5646.400	65.922	61.263	-8.078	74.000	4.659	PK
2			5650.000	65.033	60.362	-8.967	74.000	4.671	PK
3			5700.000	69.219	64.341	-35.981	105.200	4.878	PK
4			5720.000	70.129	65.132	-40.671	110.800	4.997	PK
5			5725.000	70.568	65.539	-51.632	122.200	5.029	PK
6			5744.200	110.015	104.865	N/A	N/A	5.151	PK
7			5850.000	66.979	61.253	-55.221	122.200	5.726	PK
8			5855.000	67.346	61.600	-43.454	110.800	5.746	PK
9			5875.000	67.244	61.424	-37.956	105.200	5.820	PK
10			5925.000	60.941	54.975	-13.059	74.000	5.967	PK
11			5930.800	62.242	56.261	-11.758	74.000	5.981	PK

Note: Measure Level (dBμV/m) = Reading Level (dBμV) + Factor (dB)

Factor (dB) = Cable Loss (dB) + Antenna Factor (dB/m) - Pre\_Amplifier Gain (dB)

Site: AC1	Time: 2016/09/07 - 22:09
Limit: FCC_Part15.407_RE(3m)	Engineer: Kevin Ke
Probe: BBHA9120D_1GHz_18GHz	Polarity: Vertical
EUT: US WI-FI AP 4X4 OD ext. antenna	Power:DC 54V
Test Mode: Transmit at channel 5775MHz by 802.11ac-VHT80 Ant 1	



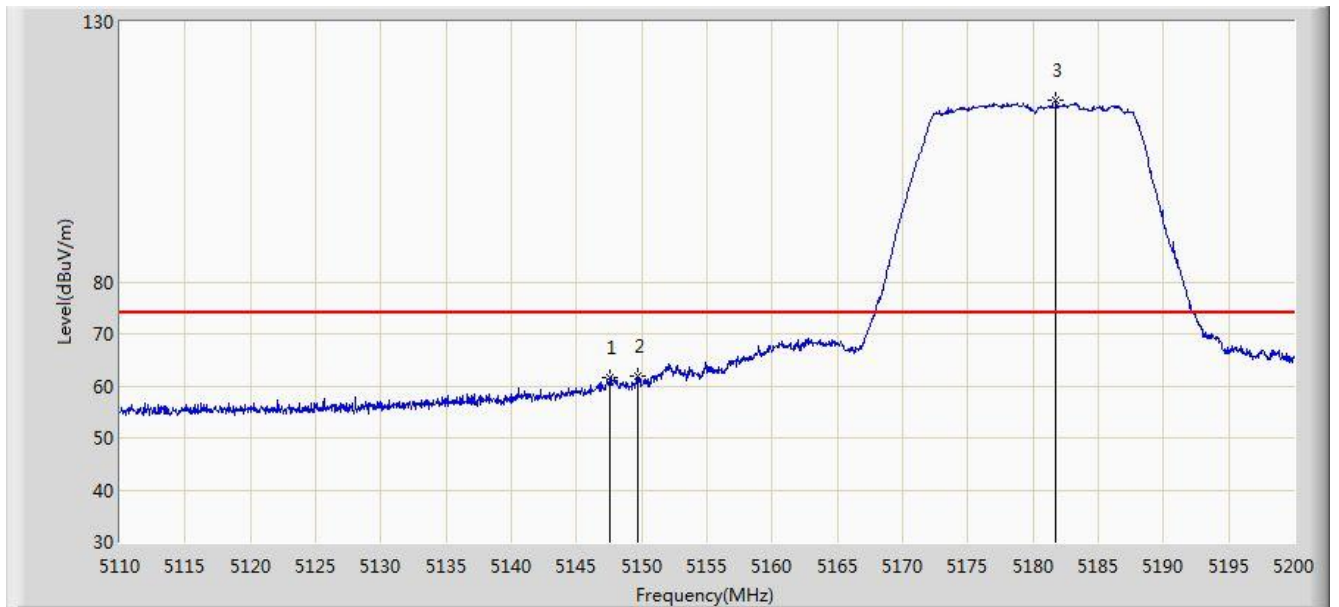
No	Flag	Mark	Frequency (MHz)	Measure Level (dBuV/m)	Reading Level (dBuV)	Margin (dB)	Limit (dBuV/m)	Factor (dB)	Type
1			5637.600	56.795	52.164	-17.205	74.000	4.631	PK
2			5650.000	54.721	50.050	-19.279	74.000	4.671	PK
3			5700.000	55.731	50.853	-49.469	105.200	4.878	PK
4			5704.000	59.174	54.274	-47.148	106.322	4.899	PK
5			5720.000	57.692	52.695	-53.108	110.800	4.997	PK
6			5725.000	59.434	54.405	-62.766	122.200	5.029	PK
7			5756.000	95.265	90.048	N/A	N/A	5.218	PK
8			5850.000	56.925	51.199	-65.275	122.200	5.726	PK
9			5855.000	56.075	50.329	-54.725	110.800	5.746	PK
10			5875.000	57.023	51.203	-48.177	105.200	5.820	PK
11			5925.000	56.123	50.157	-17.877	74.000	5.967	PK
12		*	5964.200	57.208	51.157	-16.792	74.000	6.051	PK

Note: Measure Level (dBμV/m) = Reading Level (dBμV) + Factor (dB)

Factor (dB) = Cable Loss (dB) + Antenna Factor (dB/m) - Pre\_Amplifier Gain (dB)



Site: AC1	Time: 2016/09/07 - 22:14
Limit: FCC_Part15.209_RE(3m)	Engineer: Kevin Ke
Probe: BBHA9120D_1GHz_18GHz	Polarity: Horizontal
EUT: US WI-FI AP 4X4 OD ext. antenna	Power:DC 54V
Test Mode: Transmit at channel 5180MHz by 802.11a Ant 2	

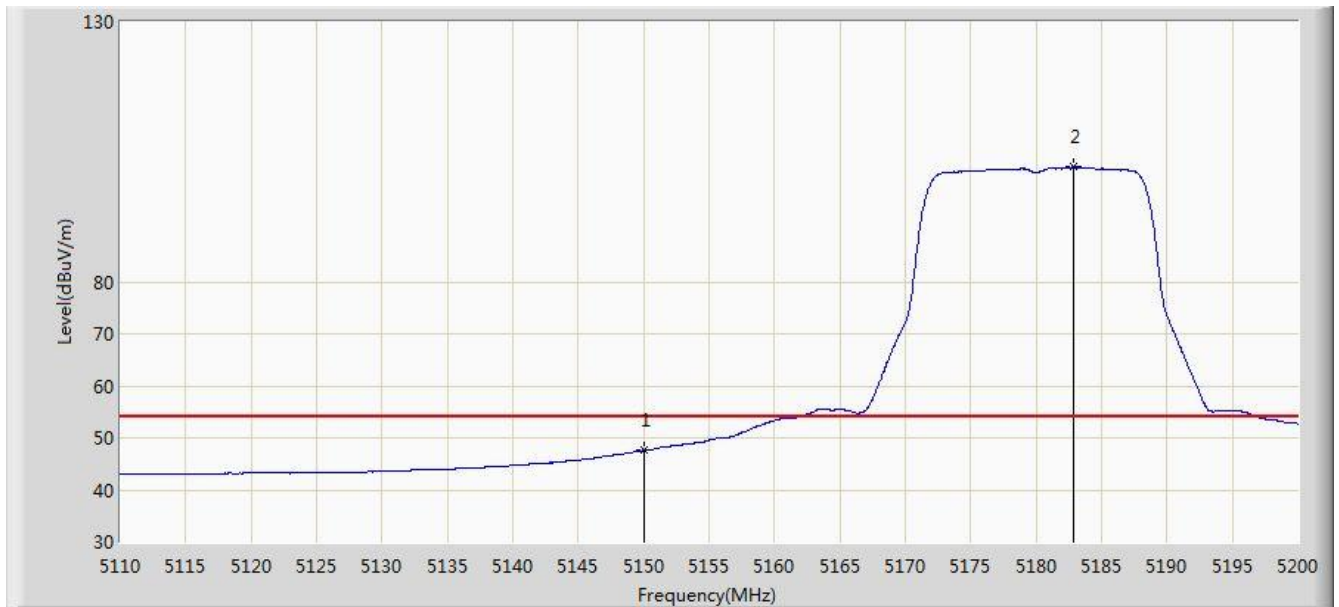


No	Flag	Mark	Frequency (MHz)	Measure Level (dBuV/m)	Reading Level (dBuV)	Margin (dB)	Limit (dBuV/m)	Factor (dB)	Type
1			5147.575	61.514	57.338	-12.486	74.000	4.176	PK
2			5149.735	61.881	57.711	-12.119	74.000	4.170	PK
3		*	5181.775	114.865	110.802	N/A	N/A	4.063	PK

Note: Measure Level (dB $\mu$ V/m) = Reading Level (dB $\mu$ V) + Factor (dB)

Factor (dB) = Cable Loss (dB) + Antenna Factor (dB/m) - Pre\_Amplifier Gain (dB)

Site: AC1	Time: 2016/09/07 - 22:16
Limit: FCC_Part15.209_RE(3m)	Engineer: Kevin Ke
Probe: BBHA9120D_1GHz_18GHz	Polarity: Horizontal
EUT: US WI-FI AP 4X4 OD ext. antenna	Power:DC 54V
Test Mode: Transmit at channel 5180MHz by 802.11a Ant 2	

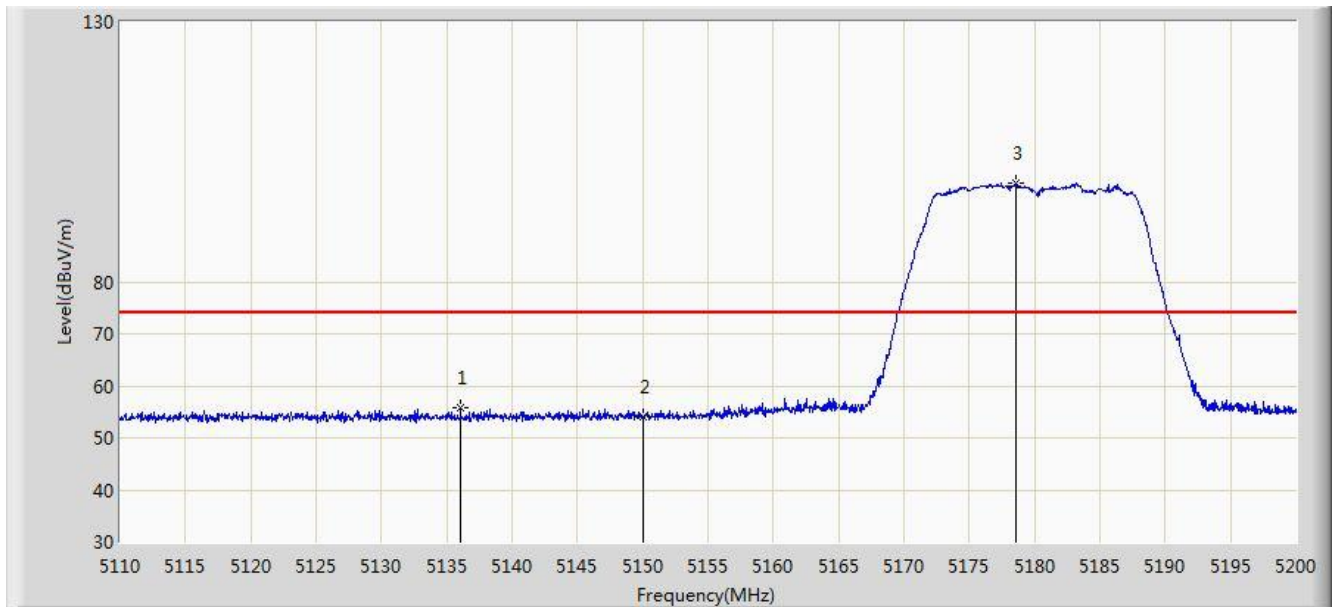


No	Flag	Mark	Frequency (MHz)	Measure Level (dBuV/m)	Reading Level (dBuV)	Margin (dB)	Limit (dBuV/m)	Factor (dB)	Type
1			5150.000	47.625	43.456	-6.375	54.000	4.170	AV
2		*	5182.855	102.078	98.019	N/A	N/A	4.059	AV

Note: Measure Level (dBμV/m) = Reading Level (dBμV) + Factor (dB)

Factor (dB) = Cable Loss (dB) + Antenna Factor (dB/m) - Pre\_Amplifier Gain (dB)

Site: AC1	Time: 2016/09/07 - 22:16
Limit: FCC_Part15.209_RE(3m)	Engineer: Kevin Ke
Probe: BBHA9120D_1GHz_18GHz	Polarity: Vertical
EUT: US WI-FI AP 4X4 OD ext. antenna	Power:DC 54V
Test Mode: Transmit at channel 5180MHz by 802.11a Ant 2	

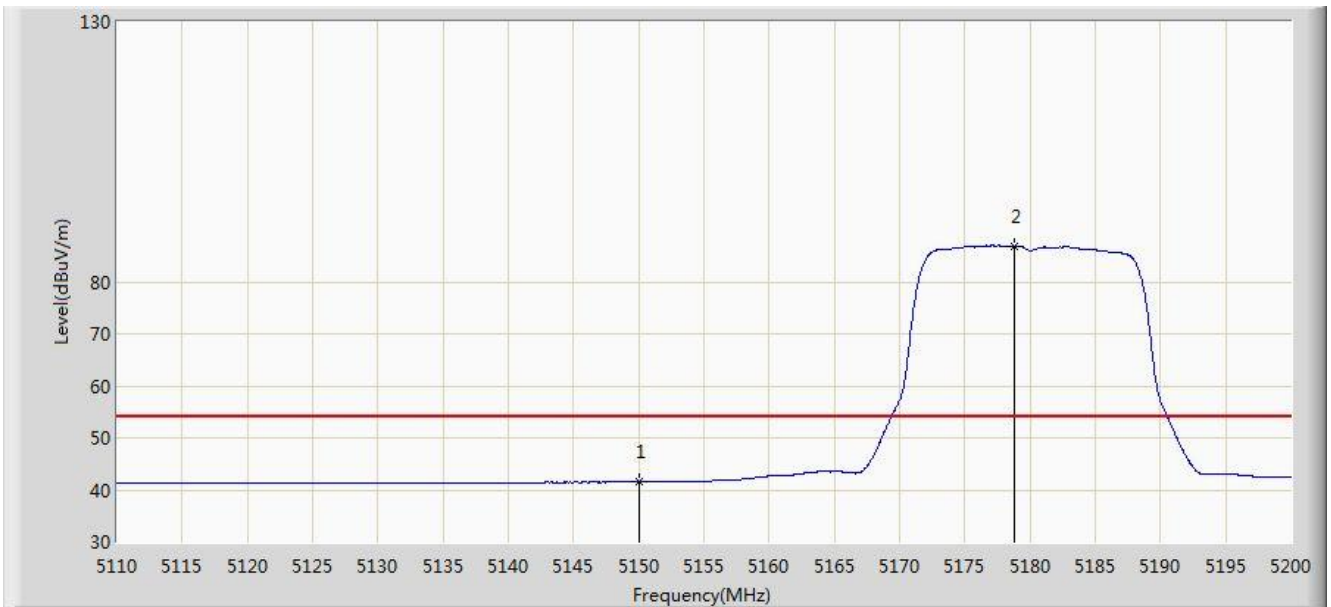


No	Flag	Mark	Frequency (MHz)	Measure Level (dBuV/m)	Reading Level (dBuV)	Margin (dB)	Limit (dBuV/m)	Factor (dB)	Type
1			5136.055	55.887	51.712	-18.113	74.000	4.175	PK
2			5150.000	54.130	49.961	-19.870	74.000	4.170	PK
3		*	5178.580	99.037	94.963	N/A	N/A	4.074	PK

Note: Measure Level (dB $\mu$ V/m) = Reading Level (dB $\mu$ V) + Factor (dB)

Factor (dB) = Cable Loss (dB) + Antenna Factor (dB/m) - Pre\_Amplifier Gain (dB)

Site: AC1	Time: 2016/09/07 - 22:17
Limit: FCC_Part15.209_RE(3m)	Engineer: Kevin Ke
Probe: BBHA9120D_1GHz_18GHz	Polarity: Vertical
EUT: US WI-FI AP 4X4 OD ext. antenna	Power:DC 54V
Test Mode: Transmit at channel 5180MHz by 802.11a Ant 2	

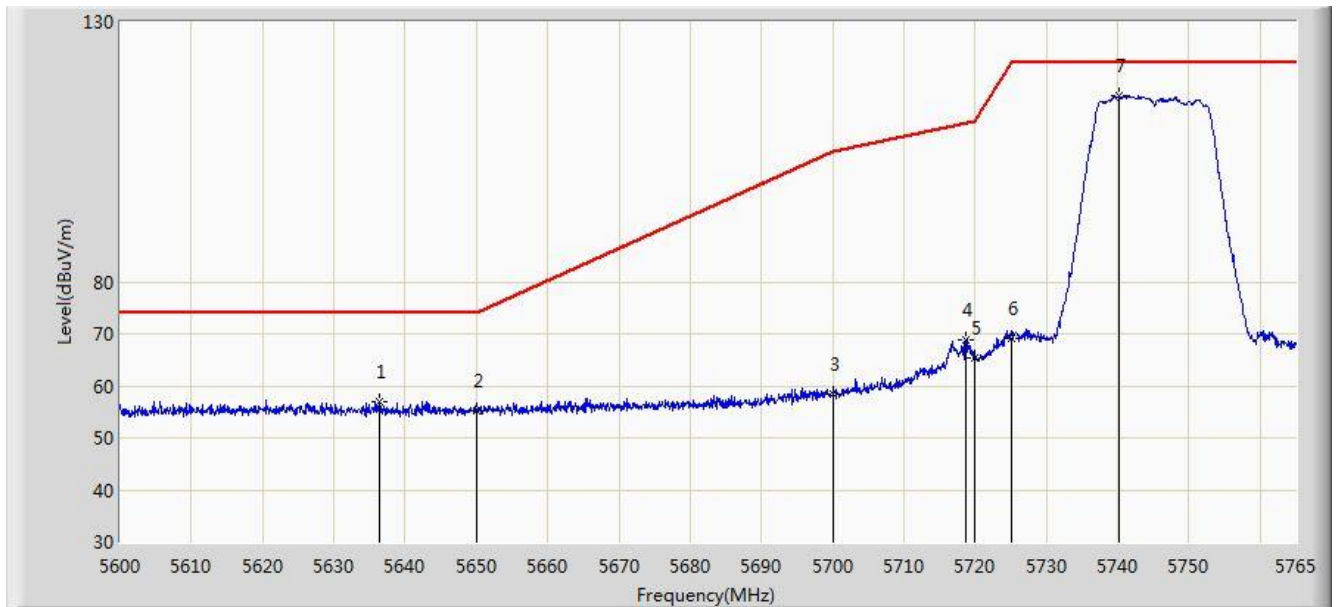


No	Flag	Mark	Frequency (MHz)	Measure Level (dBuV/m)	Reading Level (dBuV)	Margin (dB)	Limit (dBuV/m)	Factor (dB)	Type
1			5150.000	41.479	37.310	-12.521	54.000	4.170	AV
2		*	5178.805	86.900	82.827	N/A	N/A	4.073	AV

Note: Measure Level (dBμV/m) = Reading Level (dBμV) + Factor (dB)

Factor (dB) = Cable Loss (dB) + Antenna Factor (dB/m) - Pre\_Amplifier Gain (dB)

Site: AC1	Time: 2016/09/07 - 22:27
Limit: FCC_Part15.407_RE(3m)	Engineer: Kevin Ke
Probe: BBHA9120D_1GHz_18GHz	Polarity: Horizontal
EUT: US WI-FI AP 4X4 OD ext. antenna	Power:DC 54V
Test Mode: Transmit at channel 5745MHz by 802.11a Ant 2	

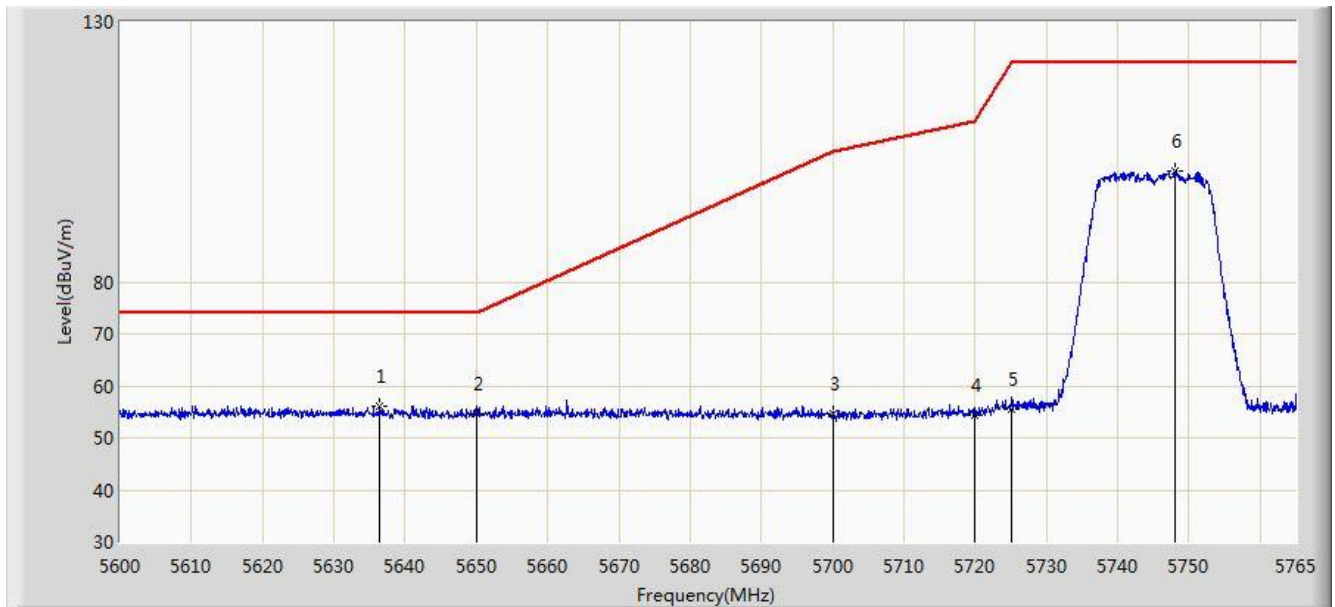


No	Flag	Mark	Frequency (MHz)	Measure Level (dBuV/m)	Reading Level (dBuV)	Margin (dB)	Limit (dBuV/m)	Factor (dB)	Type
1			5636.382	57.079	52.452	-16.921	74.000	4.627	PK
2			5650.000	55.119	50.448	-18.881	74.000	4.671	PK
3			5700.000	58.544	53.666	-46.656	105.200	4.878	PK
4			5718.717	68.750	63.761	-41.692	110.441	4.989	PK
5			5720.000	65.232	60.235	-45.568	110.800	4.997	PK
6			5725.000	69.265	64.236	-52.935	122.200	5.029	PK
7		*	5740.167	115.851	110.725	N/A	N/A	5.125	PK

Note: Measure Level (dBμV/m) = Reading Level (dBμV) + Factor (dB)

Factor (dB) = Cable Loss (dB) + Antenna Factor (dB/m) - Pre\_Amplifier Gain (dB)

Site: AC1	Time: 2016/09/07 - 22:29
Limit: FCC_Part15.407_RE(3m)	Engineer: Kevin Ke
Probe: BBHA9120D_1GHz_18GHz	Polarity: Vertical
EUT: US WI-FI AP 4X4 OD ext. antenna	Power:DC 54V
Test Mode: Transmit at channel 5745MHz by 802.11a Ant 2	

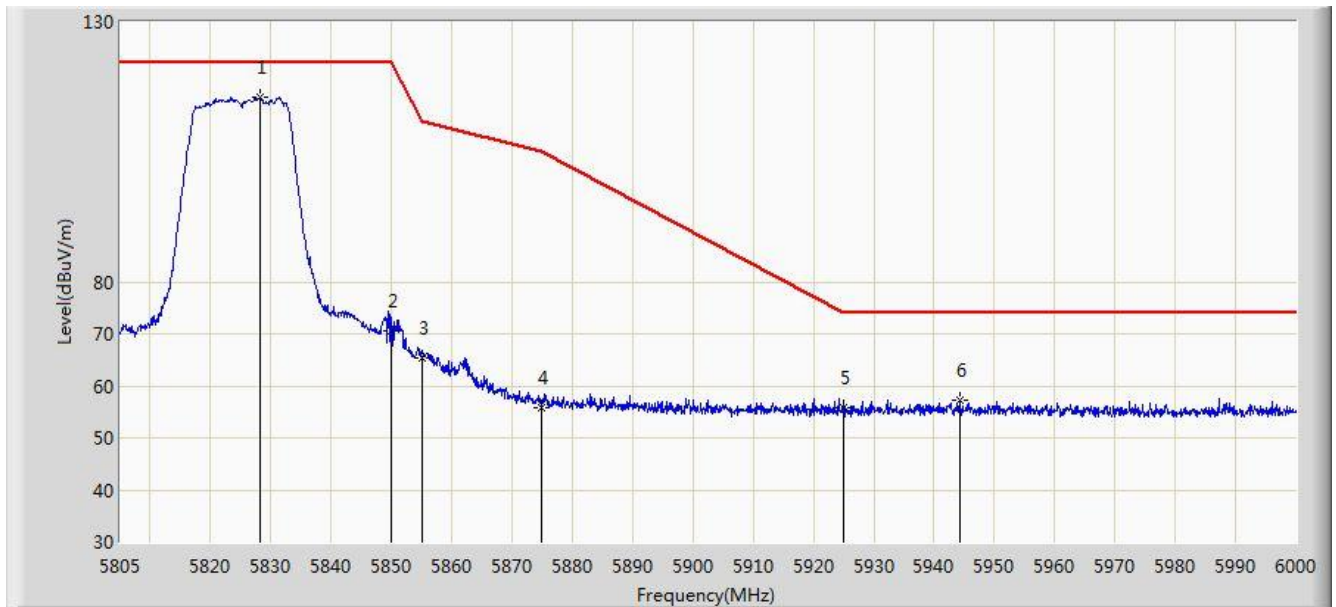


No	Flag	Mark	Frequency (MHz)	Measure Level (dBuV/m)	Reading Level (dBuV)	Margin (dB)	Limit (dBuV/m)	Factor (dB)	Type
1		*	5636.465	56.196	51.568	-17.804	74.000	4.627	PK
2			5650.000	54.624	49.953	-19.376	74.000	4.671	PK
3			5700.000	54.732	49.854	-50.468	105.200	4.878	PK
4			5720.000	54.369	49.372	-56.431	110.800	4.997	PK
5			5725.000	55.461	50.432	-66.739	122.200	5.029	PK
6			5748.005	101.288	96.116	N/A	N/A	5.172	PK

Note: Measure Level (dBuV/m) = Reading Level (dBuV) + Factor (dB)

Factor (dB) = Cable Loss (dB) + Antenna Factor (dB/m) - Pre\_Amplifier Gain (dB)

Site: AC1	Time: 2016/09/07 - 22:30
Limit: FCC_Part15.407_RE(3m)	Engineer: Kevin Ke
Probe: BBHA9120D_1GHz_18GHz	Polarity: Horizontal
EUT: US WI-FI AP 4X4 OD ext. antenna	Power:DC 54V
Test Mode: Transmit at channel 5825MHz by 802.11a Ant 2	

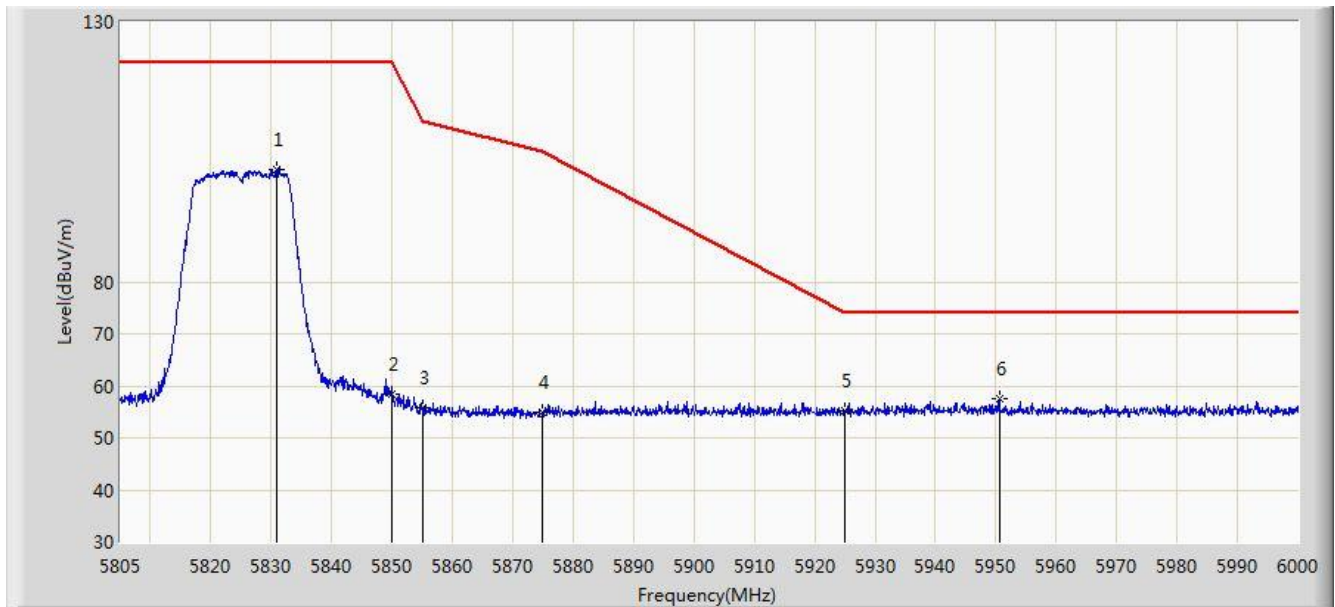


No	Flag	Mark	Frequency (MHz)	Measure Level (dBuV/m)	Reading Level (dBuV)	Margin (dB)	Limit (dBuV/m)	Factor (dB)	Type
1		*	5828.107	115.578	109.972	N/A	N/A	5.606	PK
2			5850.000	70.680	64.954	-51.520	122.200	5.726	PK
3			5855.000	65.456	59.710	-45.344	110.800	5.746	PK
4			5875.000	55.931	50.111	-49.269	105.200	5.820	PK
5			5925.000	55.892	49.926	-18.108	74.000	5.967	PK
6			5944.230	57.280	51.266	-16.720	74.000	6.015	PK

Note: Measure Level (dBuV/m) = Reading Level (dBuV) + Factor (dB)

Factor (dB) = Cable Loss (dB) + Antenna Factor (dB/m) - Pre\_Amplifier Gain (dB)

Site: AC1	Time: 2016/09/07 - 22:30
Limit: FCC_Part15.407_RE(3m)	Engineer: Kevin Ke
Probe: BBHA9120D_1GHz_18GHz	Polarity: Vertical
EUT: US WI-FI AP 4X4 OD ext. antenna	Power:DC 54V
Test Mode: Transmit at channel 5825MHz by 802.11a Ant 2	



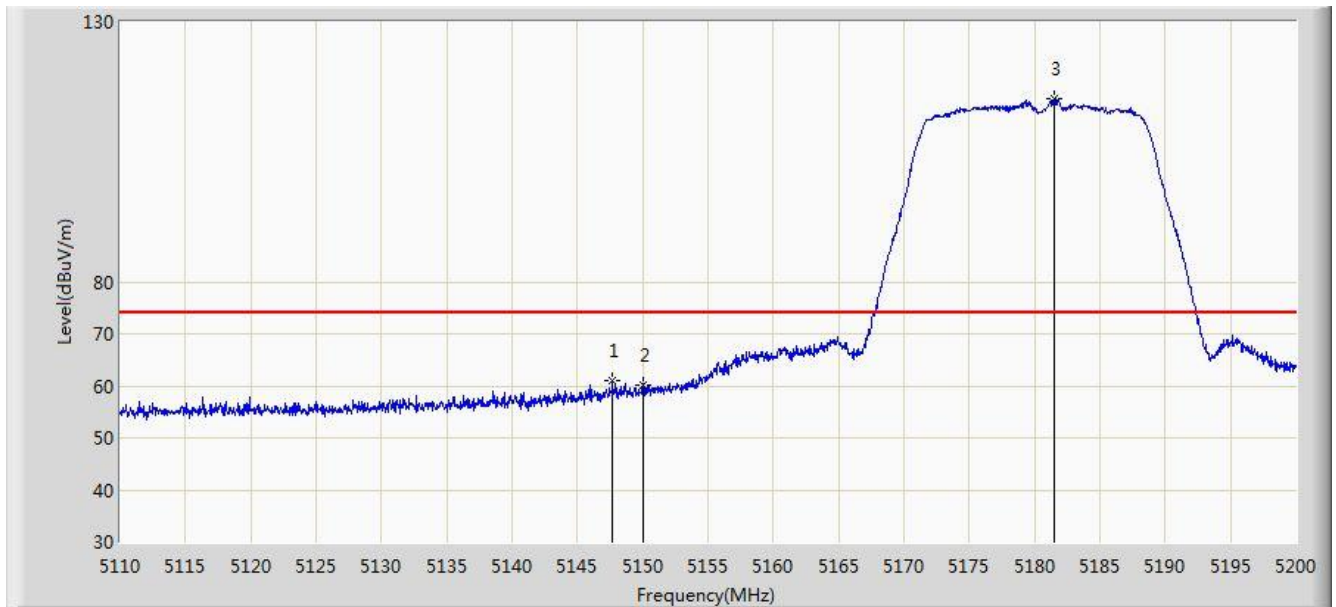
No	Flag	Mark	Frequency (MHz)	Measure Level (dBuV/m)	Reading Level (dBuV)	Margin (dB)	Limit (dBuV/m)	Factor (dB)	Type
1			5830.935	101.632	96.009	N/A	N/A	5.622	PK
2			5850.000	58.396	52.670	-63.804	122.200	5.726	PK
3			5855.000	55.720	49.974	-55.080	110.800	5.746	PK
4			5875.000	54.957	49.137	-50.243	105.200	5.820	PK
5			5925.000	55.211	49.245	-18.789	74.000	5.967	PK
6		*	5950.567	57.413	51.386	-16.587	74.000	6.027	PK

Note: Measure Level (dBμV/m) = Reading Level (dBμV) + Factor (dB)

Factor (dB) = Cable Loss (dB) + Antenna Factor (dB/m) - Pre\_Amplifier Gain (dB)



Site: AC1	Time: 2016/09/07 - 22:32
Limit: FCC_Part15.209_RE(3m)	Engineer: Kevin Ke
Probe: BBHA9120D_1GHz_18GHz	Polarity: Horizontal
EUT: US WI-FI AP 4X4 OD ext. antenna	Power:DC 54V
Test Mode: Transmit at channel 5180MHz by 802.11n-HT20 Ant 2	

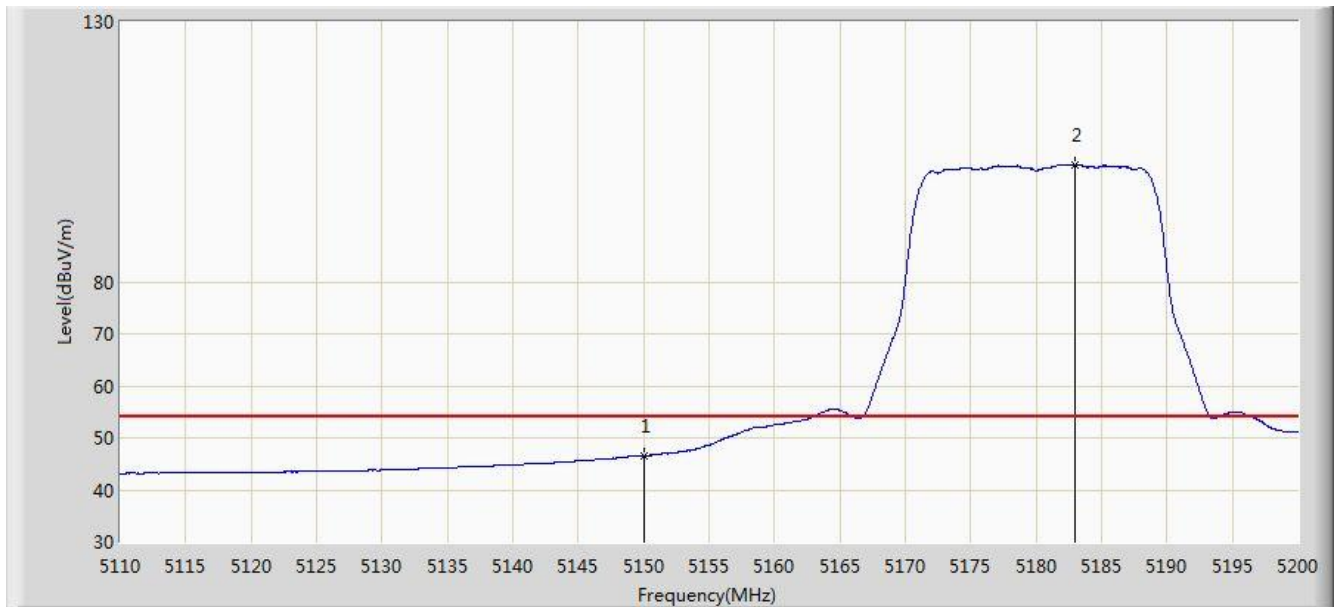


No	Flag	Mark	Frequency (MHz)	Measure Level (dBuV/m)	Reading Level (dBuV)	Margin (dB)	Limit (dBuV/m)	Factor (dB)	Type
1			5147.665	60.985	56.809	-13.015	74.000	4.176	PK
2			5150.000	60.256	56.087	-13.744	74.000	4.170	PK
3		*	5181.550	115.284	111.221	N/A	N/A	4.064	PK

Note: Measure Level (dB $\mu$ V/m) = Reading Level (dB $\mu$ V) + Factor (dB)

Factor (dB) = Cable Loss (dB) + Antenna Factor (dB/m) - Pre\_Amplifier Gain (dB)

Site: AC1	Time: 2016/09/07 - 22:34
Limit: FCC_Part15.209_RE(3m)	Engineer: Kevin Ke
Probe: BBHA9120D_1GHz_18GHz	Polarity: Horizontal
EUT: US WI-FI AP 4X4 OD ext. antenna	Power:DC 54V
Test Mode: Transmit at channel 5180MHz by 802.11n-HT20 Ant 2	

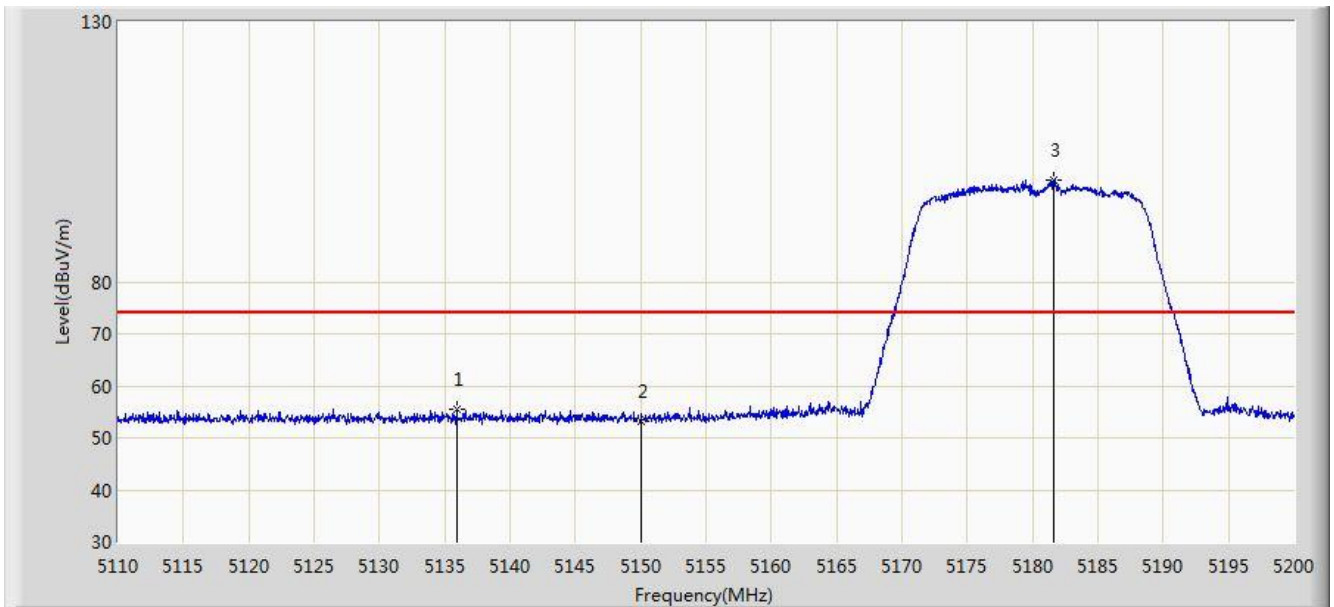


No	Flag	Mark	Frequency (MHz)	Measure Level (dBuV/m)	Reading Level (dBuV)	Margin (dB)	Limit (dBuV/m)	Factor (dB)	Type
1			5150.000	46.518	42.349	-7.482	54.000	4.170	AV
2		*	5182.945	102.552	98.494	N/A	N/A	4.059	AV

Note: Measure Level (dB $\mu$ V/m) = Reading Level (dB $\mu$ V) + Factor (dB)

Factor (dB) = Cable Loss (dB) + Antenna Factor (dB/m) - Pre\_Amplifier Gain (dB)

Site: AC1	Time: 2016/09/07 - 22:35
Limit: FCC_Part15.209_RE(3m)	Engineer: Kevin Ke
Probe: BBHA9120D_1GHz_18GHz	Polarity: Vertical
EUT: US WI-FI AP 4X4 OD ext. antenna	Power:DC 54V
Test Mode: Transmit at channel 5180MHz by 802.11n-HT20 Ant 2	

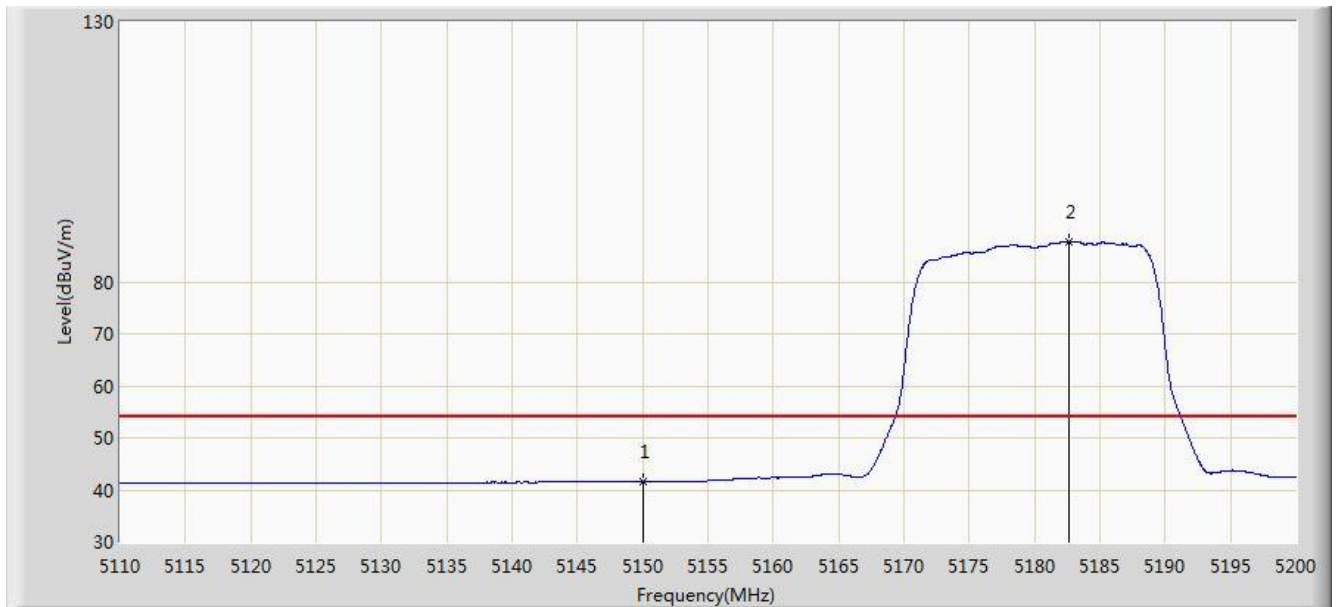


No	Flag	Mark	Frequency (MHz)	Measure Level (dBuV/m)	Reading Level (dBuV)	Margin (dB)	Limit (dBuV/m)	Factor (dB)	Type
1			5135.920	55.515	51.340	-18.485	74.000	4.175	PK
2			5150.000	53.203	49.034	-20.797	74.000	4.170	PK
3		*	5181.595	99.537	95.474	N/A	N/A	4.063	PK

Note: Measure Level (dB $\mu$ V/m) = Reading Level (dB $\mu$ V) + Factor (dB)

Factor (dB) = Cable Loss (dB) + Antenna Factor (dB/m) - Pre\_Amplifier Gain (dB)

Site: AC1	Time: 2016/09/07 - 22:36
Limit: FCC_Part15.209_RE(3m)	Engineer: Kevin Ke
Probe: BBHA9120D_1GHz_18GHz	Polarity: Vertical
EUT: US WI-FI AP 4X4 OD ext. antenna	Power:DC 54V
Test Mode: Transmit at channel 5180MHz by 802.11n-HT20 Ant 2	

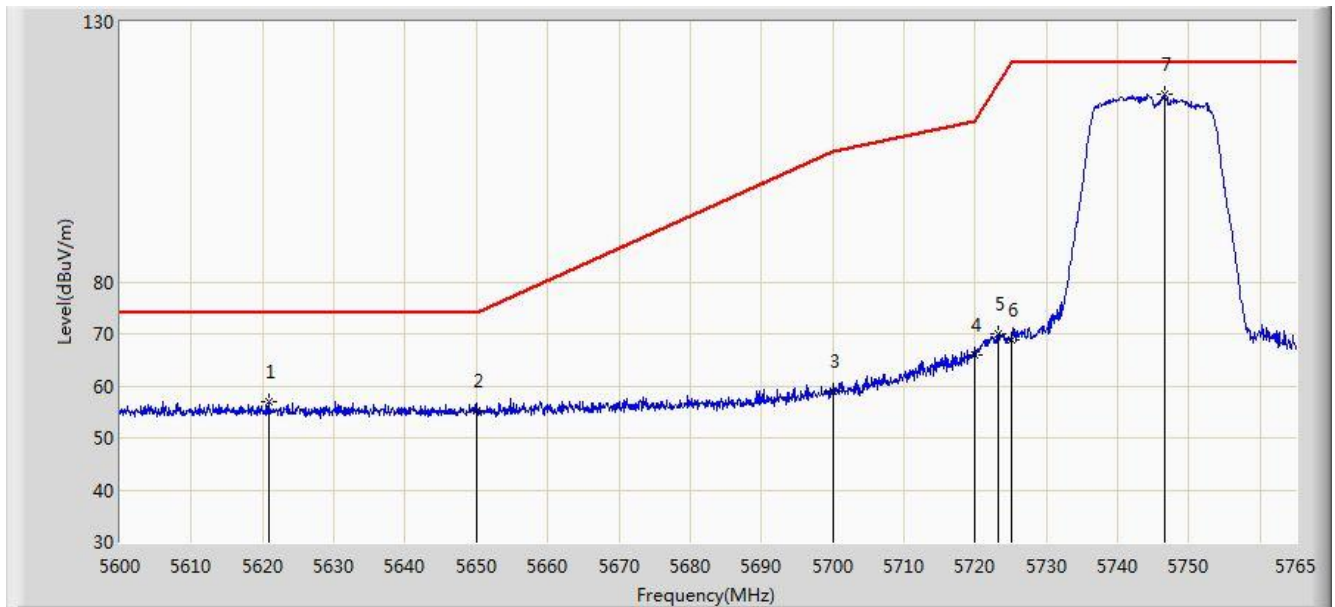


No	Flag	Mark	Frequency (MHz)	Measure Level (dBuV/m)	Reading Level (dBuV)	Margin (dB)	Limit (dBuV/m)	Factor (dB)	Type
1			5150.000	41.527	37.358	-12.473	54.000	4.170	AV
2		*	5182.585	87.683	83.623	N/A	N/A	4.060	AV

Note: Measure Level (dBμV/m) = Reading Level (dBμV) + Factor (dB)

Factor (dB) = Cable Loss (dB) + Antenna Factor (dB/m) - Pre\_Amplifier Gain (dB)

Site: AC1	Time: 2016/09/07 - 22:51
Limit: FCC_Part15.407_RE(3m)	Engineer: Kevin Ke
Probe: BBHA9120D_1GHz_18GHz	Polarity: Horizontal
EUT: US WI-FI AP 4X4 OD ext. antenna	Power:DC 54V
Test Mode: Transmit at channel 5745MHz by 802.11n-HT20 Ant 2	

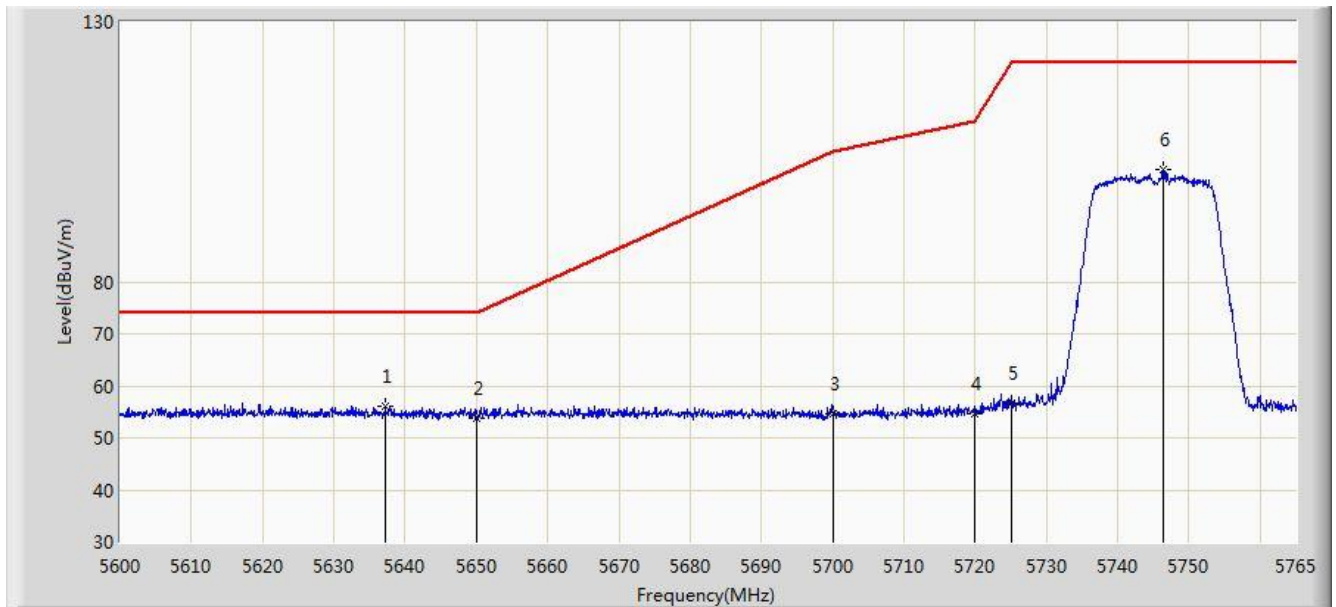


No	Flag	Mark	Frequency (MHz)	Measure Level (dBuV/m)	Reading Level (dBuV)	Margin (dB)	Limit (dBuV/m)	Factor (dB)	Type
1			5620.790	56.871	52.288	-17.129	74.000	4.583	PK
2			5650.000	55.143	50.472	-18.857	74.000	4.671	PK
3			5700.000	59.053	54.175	-46.147	105.200	4.878	PK
4			5720.000	65.977	60.980	-44.823	110.800	4.997	PK
5			5723.255	69.896	64.878	-48.327	118.223	5.018	PK
6			5725.000	68.827	63.798	-53.373	122.200	5.029	PK
7		*	5746.520	116.193	111.029	N/A	N/A	5.163	PK

Note: Measure Level (dBμV/m) = Reading Level (dBμV) + Factor (dB)

Factor (dB) = Cable Loss (dB) + Antenna Factor (dB/m) - Pre\_Amplifier Gain (dB)

Site: AC1	Time: 2016/09/07 - 22:52
Limit: FCC_Part15.407_RE(3m)	Engineer: Kevin Ke
Probe: BBHA9120D_1GHz_18GHz	Polarity: Vertical
EUT: US WI-FI AP 4X4 OD ext. antenna	Power:DC 54V
Test Mode: Transmit at channel 5745MHz by 802.11n-HT20 Ant 2	

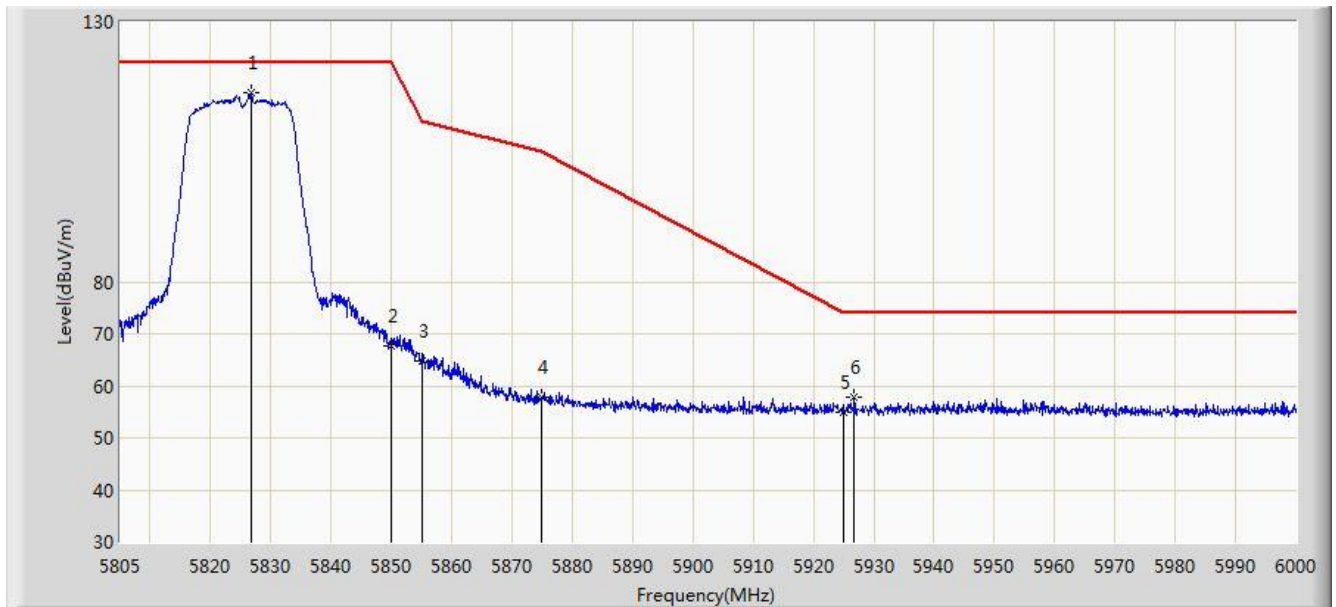


No	Flag	Mark	Frequency (MHz)	Measure Level (dBuV/m)	Reading Level (dBuV)	Margin (dB)	Limit (dBuV/m)	Factor (dB)	Type
1		*	5637.208	56.199	51.569	-17.801	74.000	4.630	PK
2			5650.000	53.879	49.208	-20.121	74.000	4.671	PK
3			5700.000	54.622	49.744	-50.578	105.200	4.878	PK
4			5720.000	54.665	49.668	-56.135	110.800	4.997	PK
5			5725.000	56.788	51.759	-65.412	122.200	5.029	PK
6			5746.437	101.707	96.544	N/A	N/A	5.163	PK

Note: Measure Level (dBuV/m) = Reading Level (dBuV) + Factor (dB)

Factor (dB) = Cable Loss (dB) + Antenna Factor (dB/m) - Pre\_Amplifier Gain (dB)

Site: AC1	Time: 2016/09/07 - 22:53
Limit: FCC_Part15.407_RE(3m)	Engineer: Kevin Ke
Probe: BBHA9120D_1GHz_18GHz	Polarity: Horizontal
EUT: US WI-FI AP 4X4 OD ext. antenna	Power:DC 54V
Test Mode: Transmit at channel 5825MHz by 802.11n-HT20 Ant 2	

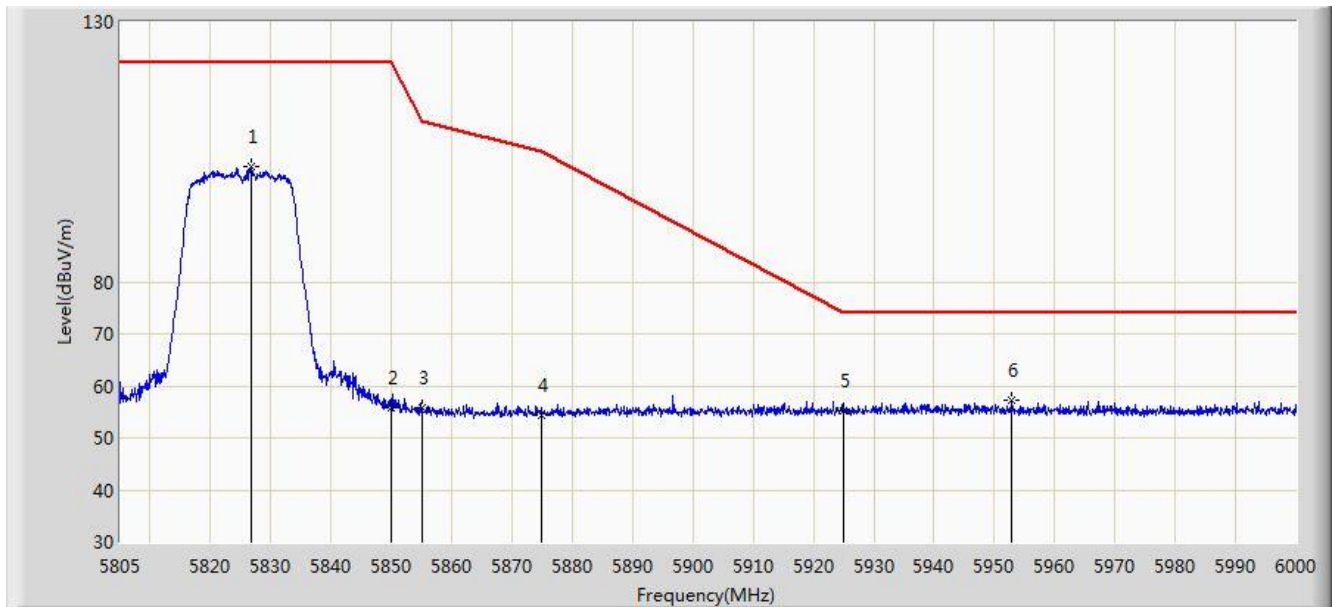


No	Flag	Mark	Frequency (MHz)	Measure Level (dBuV/m)	Reading Level (dBuV)	Margin (dB)	Limit (dBuV/m)	Factor (dB)	Type
1		*	5826.645	116.283	110.685	N/A	N/A	5.598	PK
2			5850.000	67.595	61.869	-54.605	122.200	5.726	PK
3			5855.000	64.876	59.130	-45.924	110.800	5.746	PK
4			5875.000	57.705	51.885	-47.495	105.200	5.820	PK
5			5925.000	54.840	48.874	-19.160	74.000	5.967	PK
6			5926.680	57.819	51.848	-16.181	74.000	5.970	PK

Note: Measure Level (dBμV/m) = Reading Level (dBμV) + Factor (dB)

Factor (dB) = Cable Loss (dB) + Antenna Factor (dB/m) - Pre\_Amplifier Gain (dB)

Site: AC1	Time: 2016/09/07 - 22:53
Limit: FCC_Part15.407_RE(3m)	Engineer: Kevin Ke
Probe: BBHA9120D_1GHz_18GHz	Polarity: Vertical
EUT: US WI-FI AP 4X4 OD ext. antenna	Power:DC 54V
Test Mode: Transmit at channel 5825MHz by 802.11n-HT20 Ant 2	



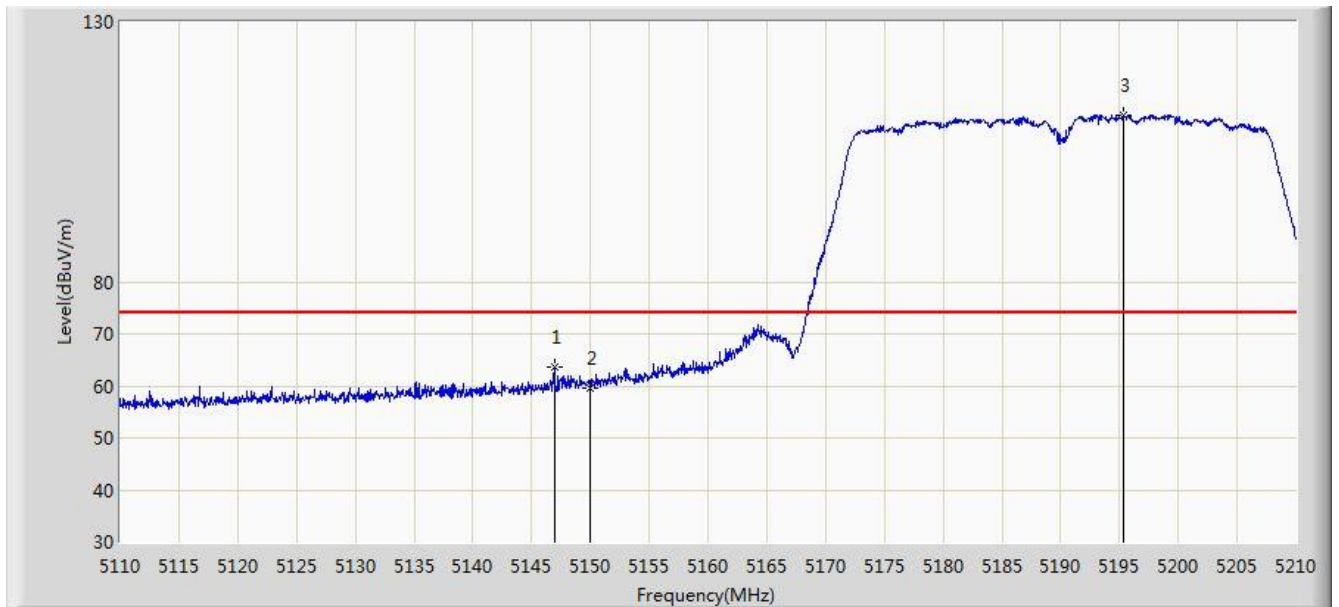
No	Flag	Mark	Frequency (MHz)	Measure Level (dBuV/m)	Reading Level (dBuV)	Margin (dB)	Limit (dBuV/m)	Factor (dB)	Type
1			5826.840	102.055	96.456	N/A	N/A	5.599	PK
2			5850.000	55.940	50.214	-66.260	122.200	5.726	PK
3			5855.000	55.712	49.966	-55.088	110.800	5.746	PK
4			5875.000	54.315	48.495	-50.885	105.200	5.820	PK
5			5925.000	55.198	49.232	-18.802	74.000	5.967	PK
6		*	5952.908	57.356	51.324	-16.644	74.000	6.031	PK

Note: Measure Level (dBuV/m) = Reading Level (dBuV) + Factor (dB)

Factor (dB) = Cable Loss (dB) + Antenna Factor (dB/m) - Pre\_Amplifier Gain (dB)



Site: AC1	Time: 2016/09/07 - 22:58
Limit: FCC_Part15.209_RE(3m)	Engineer: Kevin Ke
Probe: BBHA9120D_1GHz_18GHz	Polarity: Horizontal
EUT: US WI-FI AP 4X4 OD ext. antenna	Power:DC 54V
Test Mode: Transmit at channel 5190MHz by 802.11n-HT40 Ant 2	

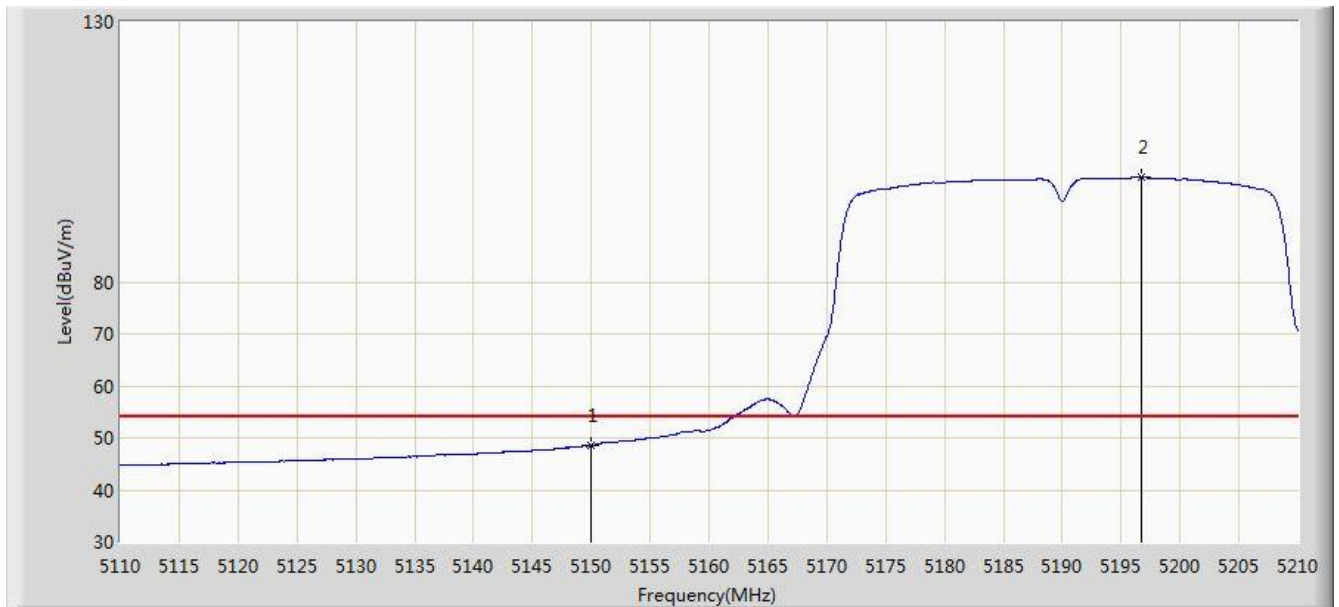


No	Flag	Mark	Frequency (MHz)	Measure Level (dBuV/m)	Reading Level (dBuV)	Margin (dB)	Limit (dBuV/m)	Factor (dB)	Type
1			5146.950	63.603	59.427	-10.397	74.000	4.176	PK
2			5150.000	59.670	55.501	-14.330	74.000	4.170	PK
3		*	5195.400	111.971	107.957	N/A	N/A	4.013	PK

Note: Measure Level (dB $\mu$ V/m) = Reading Level (dB $\mu$ V) + Factor (dB)

Factor (dB) = Cable Loss (dB) + Antenna Factor (dB/m) - Pre\_Amplifier Gain (dB)

Site: AC1	Time: 2016/09/07 - 22:58
Limit: FCC_Part15.209_RE(3m)	Engineer: Kevin Ke
Probe: BBHA9120D_1GHz_18GHz	Polarity: Horizontal
EUT: US WI-FI AP 4X4 OD ext. antenna	Power:DC 54V
Test Mode: Transmit at channel 5190MHz by 802.11n-HT40 Ant 2	

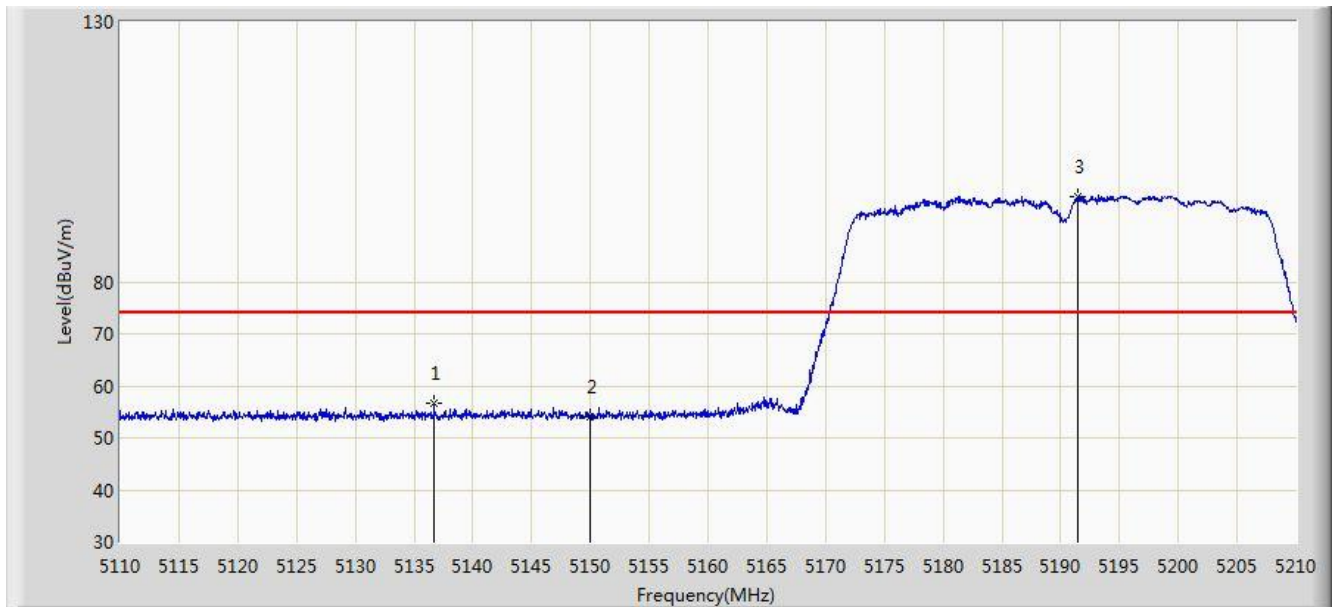


No	Flag	Mark	Frequency (MHz)	Measure Level (dBuV/m)	Reading Level (dBuV)	Margin (dB)	Limit (dBuV/m)	Factor (dB)	Type
1			5150.000	48.523	44.354	-5.477	54.000	4.170	AV
2		*	5196.750	100.038	96.029	N/A	N/A	4.010	AV

Note: Measure Level (dB $\mu$ V/m) = Reading Level (dB $\mu$ V) + Factor (dB)

Factor (dB) = Cable Loss (dB) + Antenna Factor (dB/m) - Pre\_Amplifier Gain (dB)

Site: AC1	Time: 2016/09/07 - 22:59
Limit: FCC_Part15.209_RE(3m)	Engineer: Kevin Ke
Probe: BBHA9120D_1GHz_18GHz	Polarity: Vertical
EUT: US WI-FI AP 4X4 OD ext. antenna	Power:DC 54V
Test Mode: Transmit at channel 5190MHz by 802.11n-HT40 Ant 2	

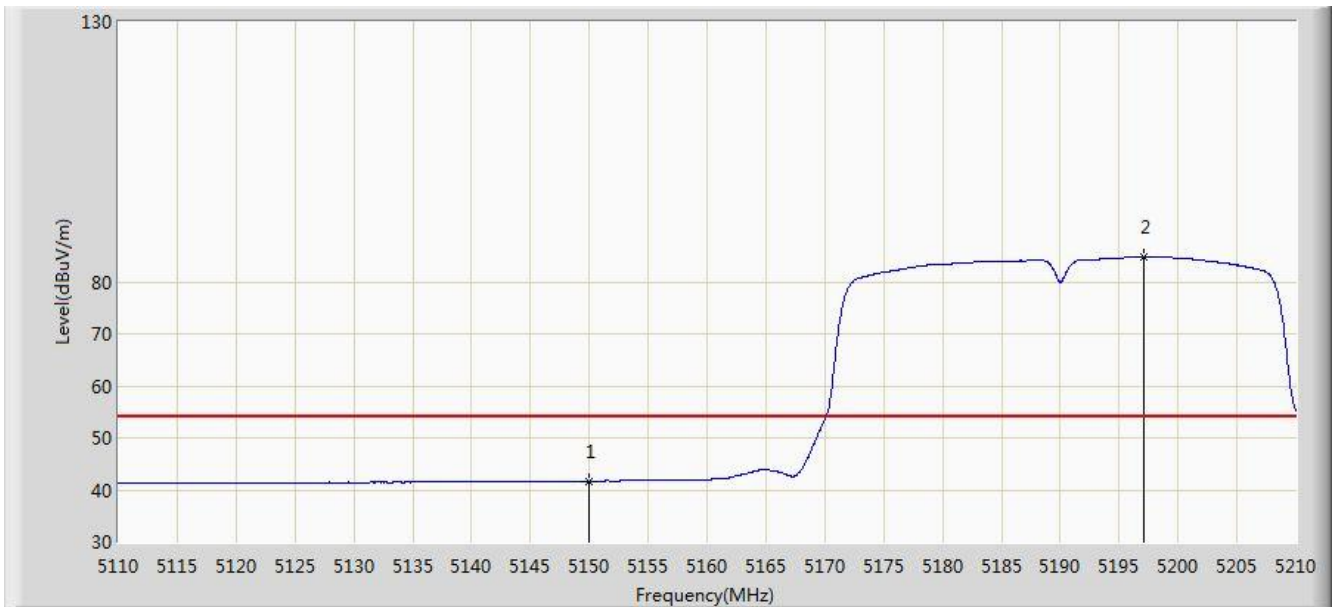


No	Flag	Mark	Frequency (MHz)	Measure Level (dBuV/m)	Reading Level (dBuV)	Margin (dB)	Limit (dBuV/m)	Factor (dB)	Type
1			5136.700	56.592	52.417	-17.408	74.000	4.176	PK
2			5150.000	53.952	49.783	-20.048	74.000	4.170	PK
3		*	5191.500	96.317	92.289	N/A	N/A	4.028	PK

Note: Measure Level (dBμV/m) = Reading Level (dBμV) + Factor (dB)

Factor (dB) = Cable Loss (dB) + Antenna Factor (dB/m) - Pre\_Amplifier Gain (dB)

Site: AC1	Time: 2016/09/07 - 23:00
Limit: FCC_Part15.209_RE(3m)	Engineer: Kevin Ke
Probe: BBHA9120D_1GHz_18GHz	Polarity: Vertical
EUT: US WI-FI AP 4X4 OD ext. antenna	Power:DC 54V
Test Mode: Transmit at channel 5190MHz by 802.11n-HT40 Ant 2	

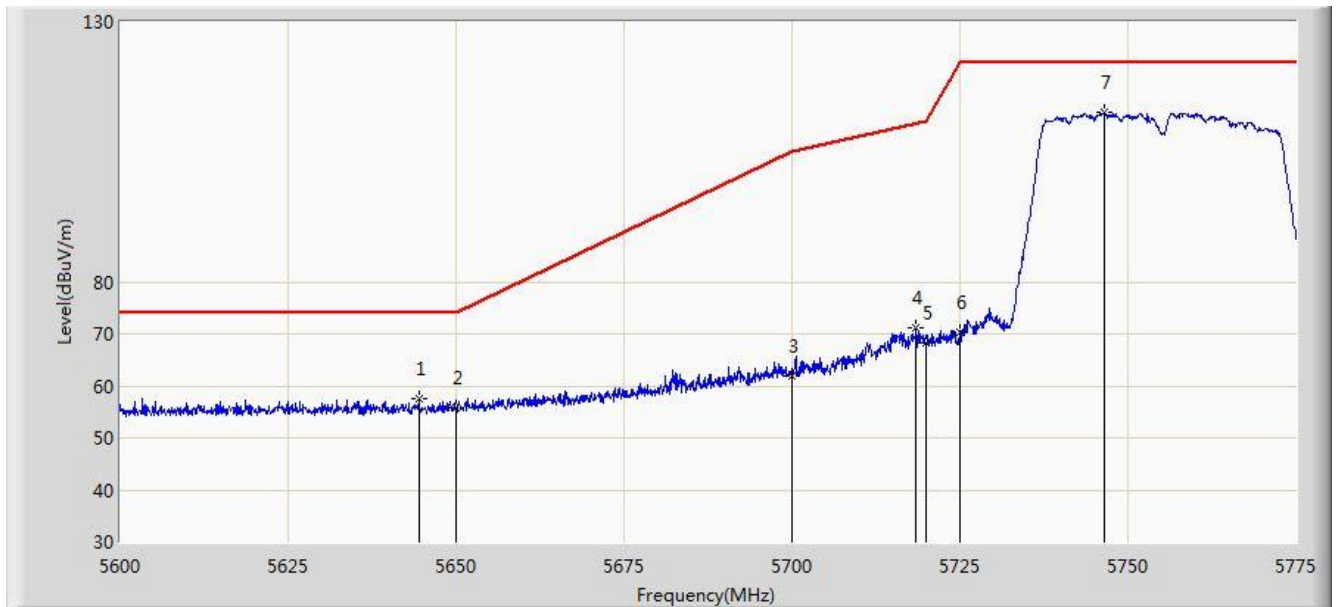


No	Flag	Mark	Frequency (MHz)	Measure Level (dBuV/m)	Reading Level (dBuV)	Margin (dB)	Limit (dBuV/m)	Factor (dB)	Type
1			5150.000	41.717	37.548	-12.283	54.000	4.170	AV
2		*	5197.050	84.828	80.820	N/A	N/A	4.009	AV

Note: Measure Level (dBμV/m) = Reading Level (dBμV) + Factor (dB)

Factor (dB) = Cable Loss (dB) + Antenna Factor (dB/m) - Pre\_Amplifier Gain (dB)

Site: AC1	Time: 2016/09/07 - 23:13
Limit: FCC_Part15.407_RE(3m)	Engineer: Kevin Ke
Probe: BBHA9120D_1GHz_18GHz	Polarity: Horizontal
EUT: US WI-FI AP 4X4 OD ext. antenna	Power:DC 54V
Test Mode: Transmit at channel 5755MHz by 802.11n-HT40 Ant 2	

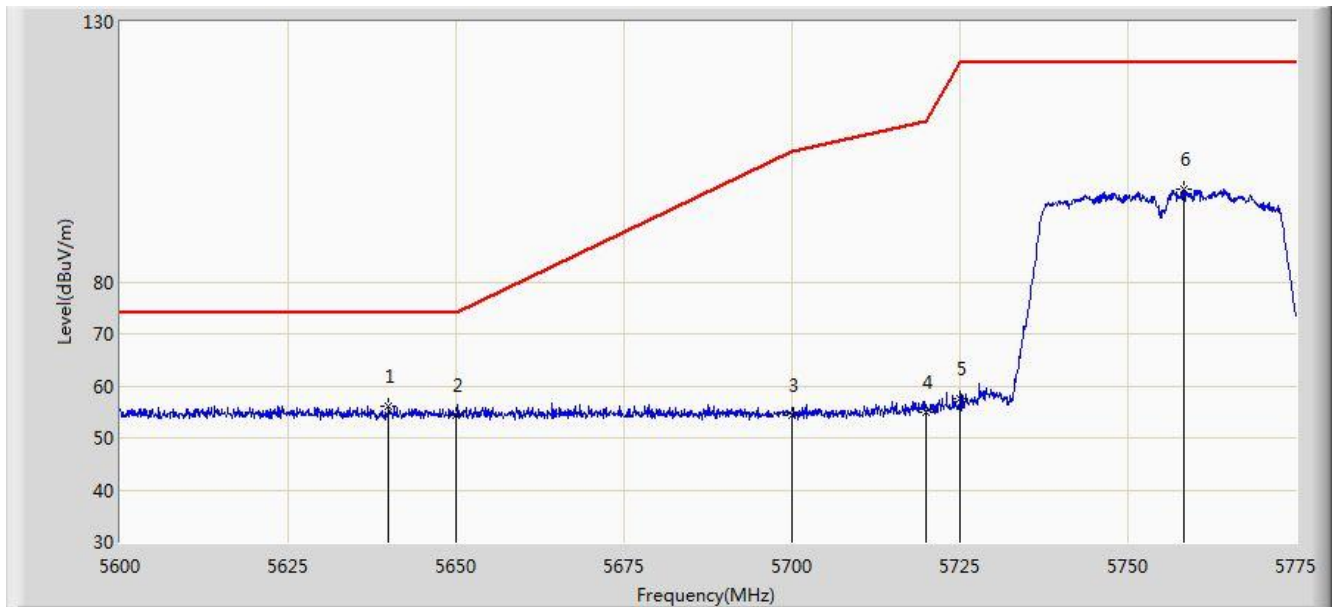


No	Flag	Mark	Frequency (MHz)	Measure Level (dBuV/m)	Reading Level (dBuV)	Margin (dB)	Limit (dBuV/m)	Factor (dB)	Type
1			5644.450	57.401	52.748	-16.599	74.000	4.652	PK
2			5650.000	55.670	50.999	-18.330	74.000	4.671	PK
3			5700.000	61.993	57.115	-43.207	105.200	4.878	PK
4			5718.475	71.224	66.237	-39.150	110.374	4.986	PK
5			5720.000	68.132	63.135	-42.668	110.800	4.997	PK
6			5725.000	70.282	65.253	-51.918	122.200	5.029	PK
7		*	5746.388	112.643	107.480	N/A	N/A	5.163	PK

Note: Measure Level (dB $\mu$ V/m) = Reading Level (dB $\mu$ V) + Factor (dB)

Factor (dB) = Cable Loss (dB) + Antenna Factor (dB/m) - Pre\_Amplifier Gain (dB)

Site: AC1	Time: 2016/09/07 - 23:15
Limit: FCC_Part15.407_RE(3m)	Engineer: Kevin Ke
Probe: BBHA9120D_1GHz_18GHz	Polarity: Vertical
EUT: US WI-FI AP 4X4 OD ext. antenna	Power:DC 54V
Test Mode: Transmit at channel 5755MHz by 802.11n-HT40 Ant 2	

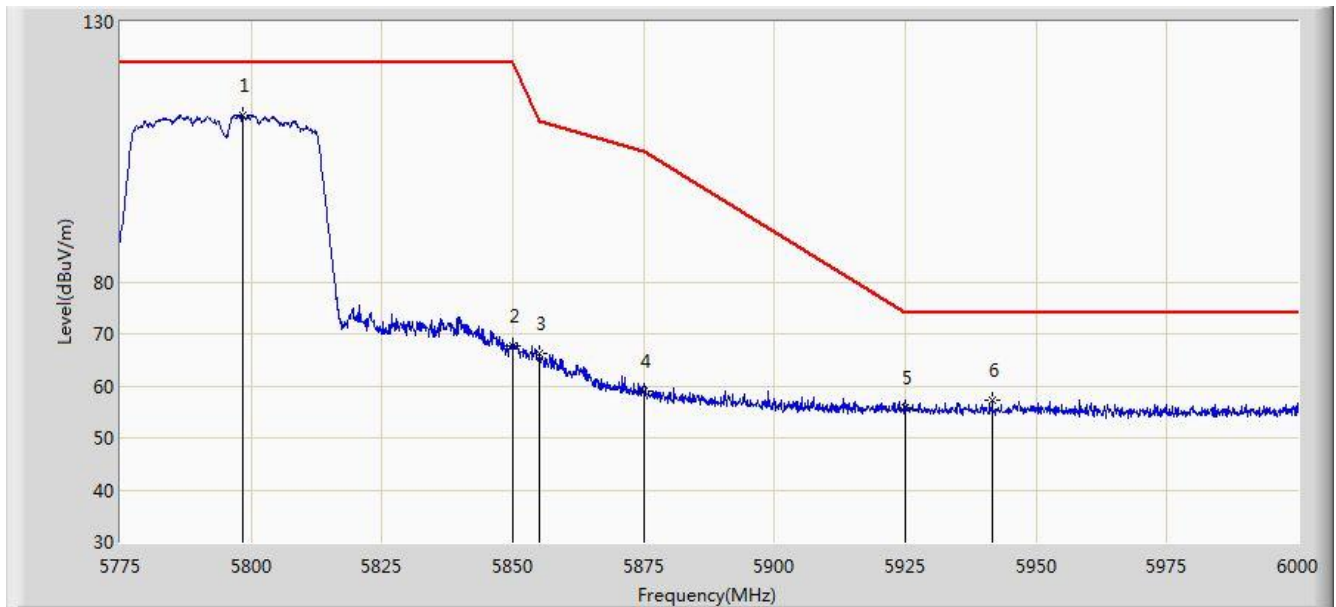


No	Flag	Mark	Frequency (MHz)	Measure Level (dBuV/m)	Reading Level (dBuV)	Margin (dB)	Limit (dBuV/m)	Factor (dB)	Type
1		*	5639.987	56.051	51.413	-17.949	74.000	4.638	PK
2			5650.000	54.479	49.808	-19.521	74.000	4.671	PK
3			5700.000	54.414	49.536	-50.786	105.200	4.878	PK
4			5720.000	55.019	50.022	-55.781	110.800	4.997	PK
5			5725.000	57.459	52.430	-64.741	122.200	5.029	PK
6			5758.288	97.709	92.479	N/A	N/A	5.230	PK

Note: Measure Level (dBuV/m) = Reading Level (dBuV) + Factor (dB)

Factor (dB) = Cable Loss (dB) + Antenna Factor (dB/m) - Pre\_Amplifier Gain (dB)

Site: AC1	Time: 2016/09/07 - 23:16
Limit: FCC_Part15.407_RE(3m)	Engineer: Kevin Ke
Probe: BBHA9120D_1GHz_18GHz	Polarity: Horizontal
EUT: US WI-FI AP 4X4 OD ext. antenna	Power:DC 54V
Test Mode: Transmit at channel 5795MHz by 802.11n-HT40 Ant 2	

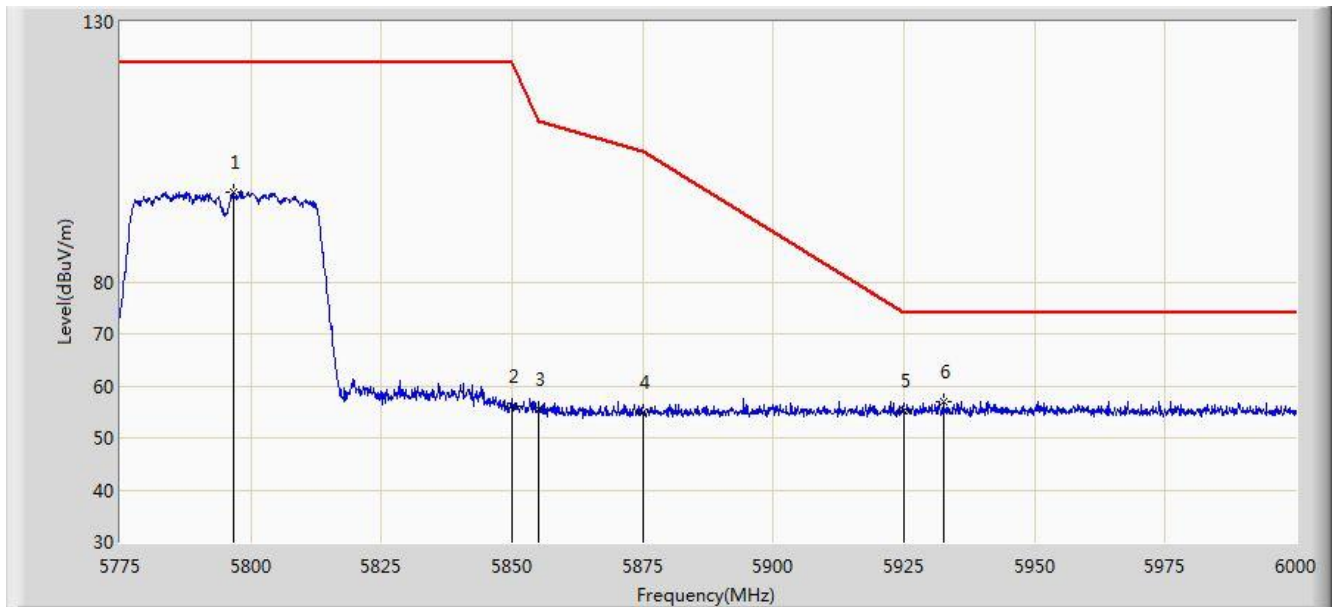


No	Flag	Mark	Frequency (MHz)	Measure Level (dBuV/m)	Reading Level (dBuV)	Margin (dB)	Limit (dBuV/m)	Factor (dB)	Type
1		*	5798.288	111.894	106.458	N/A	N/A	5.436	PK
2			5850.000	67.652	61.926	-54.548	122.200	5.726	PK
3			5855.000	66.132	60.386	-44.668	110.800	5.746	PK
4			5875.000	59.003	53.183	-46.197	105.200	5.820	PK
5			5925.000	55.797	49.831	-18.203	74.000	5.967	PK
6			5941.612	57.181	51.174	-16.819	74.000	6.007	PK

Note: Measure Level (dBμV/m) = Reading Level (dBμV) + Factor (dB)

Factor (dB) = Cable Loss (dB) + Antenna Factor (dB/m) - Pre\_Amplifier Gain (dB)

Site: AC1	Time: 2016/09/07 - 23:16
Limit: FCC_Part15.407_RE(3m)	Engineer: Kevin Ke
Probe: BBHA9120D_1GHz_18GHz	Polarity: Vertical
EUT: US WI-FI AP 4X4 OD ext. antenna	Power:DC 54V
Test Mode: Transmit at channel 5795MHz by 802.11n-HT40 Ant 2	



No	Flag	Mark	Frequency (MHz)	Measure Level (dBuV/m)	Reading Level (dBuV)	Margin (dB)	Limit (dBuV/m)	Factor (dB)	Type
1			5796.600	97.298	91.872	N/A	N/A	5.425	PK
2			5850.000	56.228	50.502	-65.972	122.200	5.726	PK
3			5855.000	55.633	49.887	-55.167	110.800	5.746	PK
4			5875.000	54.992	49.172	-50.208	105.200	5.820	PK
5			5925.000	55.171	49.205	-18.829	74.000	5.967	PK
6		*	5932.500	56.943	50.958	-17.057	74.000	5.984	PK

Note: Measure Level (dBuV/m) = Reading Level (dBuV) + Factor (dB)

Factor (dB) = Cable Loss (dB) + Antenna Factor (dB/m) - Pre\_Amplifier Gain (dB)