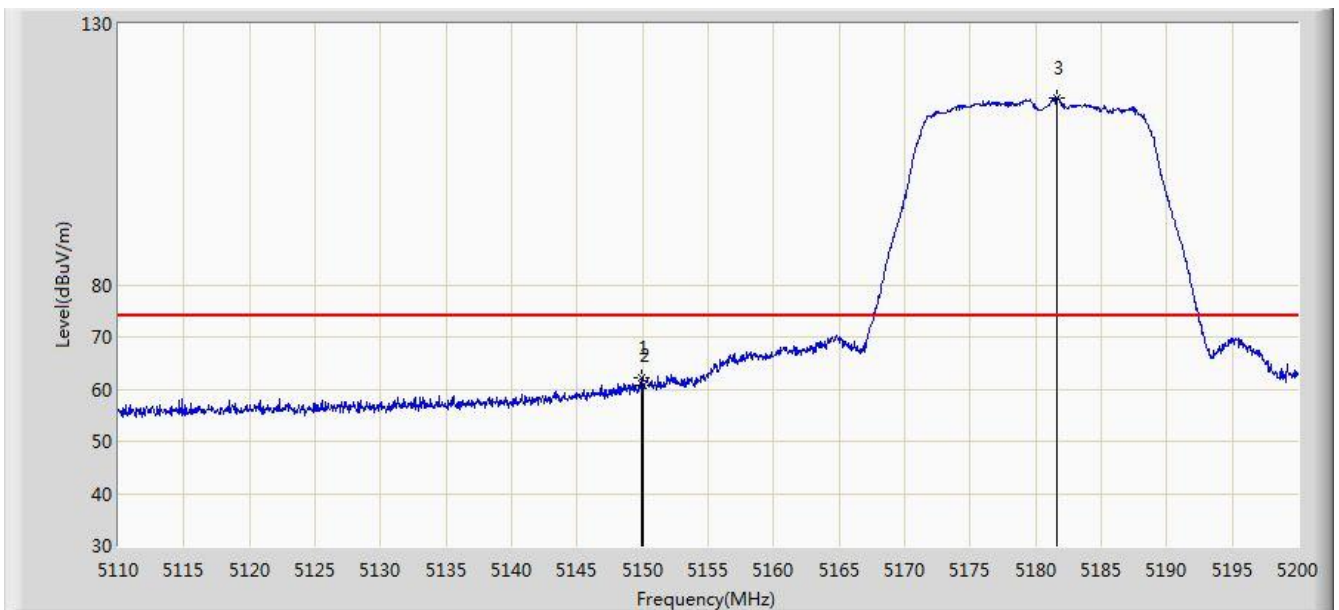


Site: AC1	Time: 2016/08/15 - 21:41
Limit: FCC_Part15.209_RE(3m)	Engineer: Kevin Ke
Probe: BBHA9120D_1GHz_18GHz	Polarity: Vertical
EUT: US WI-FI AP 4X4 OD ext. antenna	Power: DC 54V
Test Mode: Transmit by 802.11ac-VHT20 at Channel 5180MHz Ant 2	

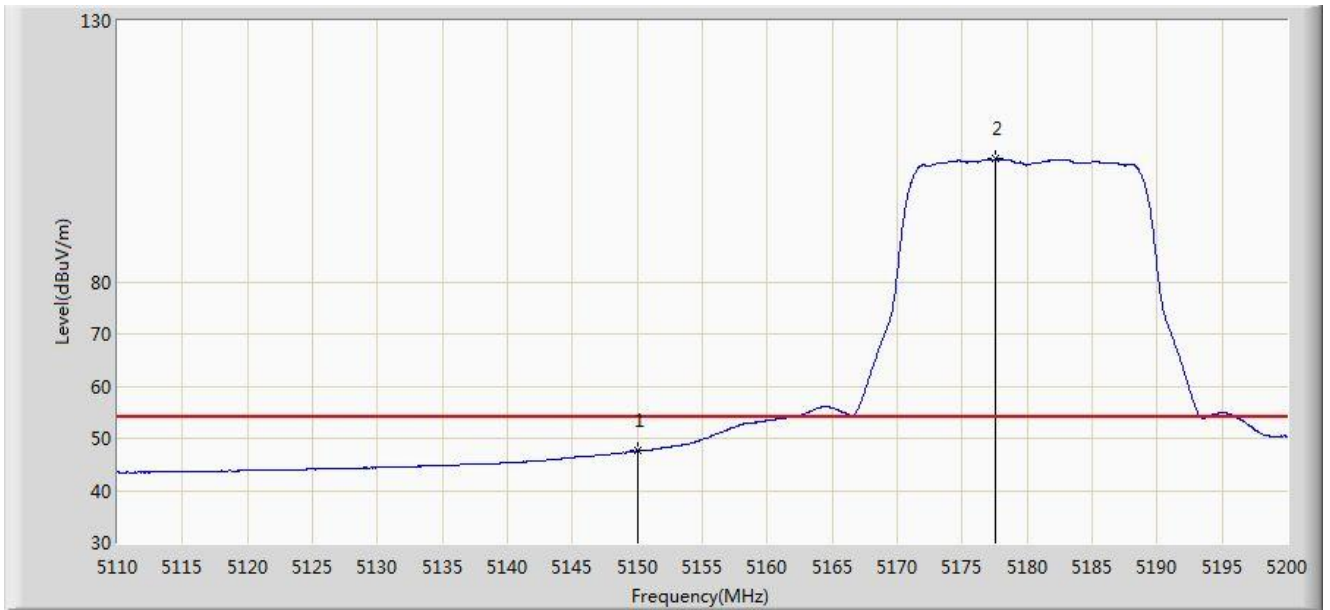


No	Flag	Mark	Frequency (MHz)	Measure Level (dBuV/m)	Reading Level (dBuV)	Margin (dB)	Limit (dBuV/m)	Factor (dB)	Type
1			5149.870	62.162	46.706	-11.838	74.000	15.456	PK
2			5150.000	60.831	45.376	-13.169	74.000	15.456	PK
3		*	5181.640	115.891	100.512	N/A	N/A	15.379	PK

Note: Measure Level (dB μ V/m) = Reading Level (dB μ V) + Factor (dB)

Factor (dB) = Cable Loss (dB) + Antenna Factor (dB/m) - Pre_Amplifier Gain (dB)

Site: AC1	Time: 2016/08/15 - 21:41
Limit: FCC_Part15.209_RE(3m)	Engineer: Kevin Ke
Probe: BBHA9120D_1GHz_18GHz	Polarity: Vertical
EUT: US WI-FI AP 4X4 OD ext. antenna	Power: DC 54V
Test Mode: Transmit by 802.11ac-VHT20 at Channel 5180MHz Ant 2	

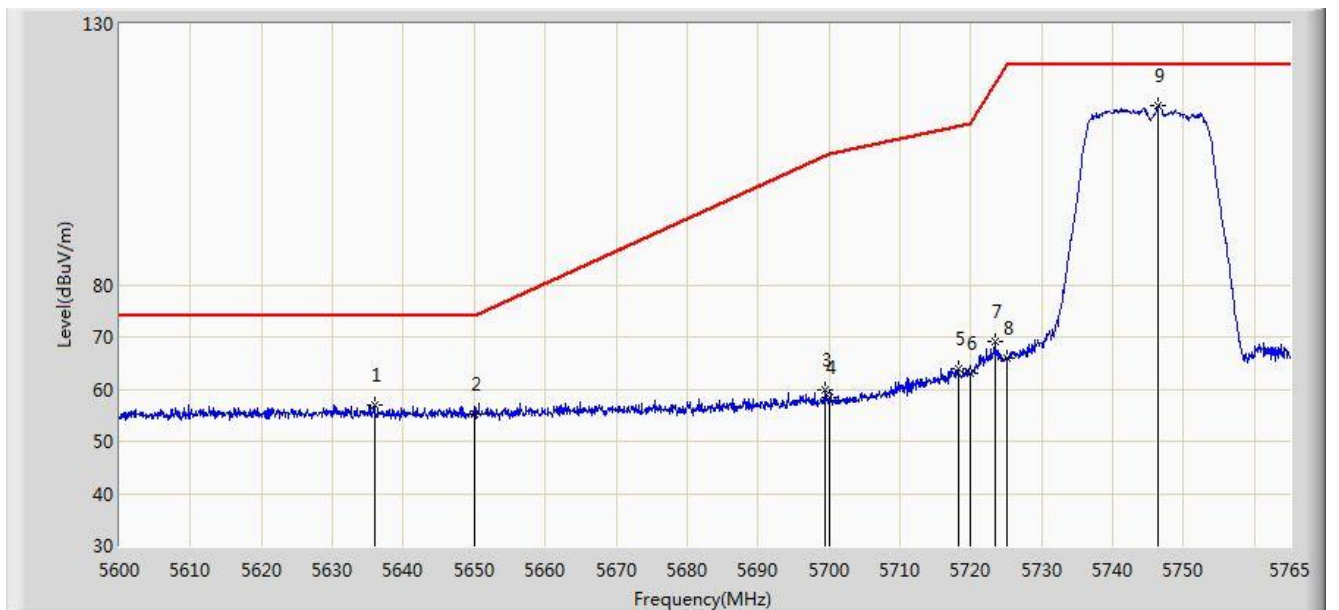


No	Flag	Mark	Frequency (MHz)	Measure Level (dBuV/m)	Reading Level (dBuV)	Margin (dB)	Limit (dBuV/m)	Factor (dB)	Type
1			5150.000	47.586	43.417	-6.414	54.000	4.170	AV
2		*	5177.545	103.487	99.409	N/A	N/A	4.077	AV

Note: Measure Level (dBμV/m) = Reading Level (dBμV) + Factor (dB)

Factor (dB) = Cable Loss (dB) + Antenna Factor (dB/m) - Pre_Amplifier Gain (dB)

Site: AC1	Time: 2016/08/15 - 21:49
Limit: FCC_Part15.407_RE(3m)	Engineer: Kevin Ke
Probe: BBHA9120D_1GHz_18GHz	Polarity: Horizontal
EUT: US WI-FI AP 4X4 OD ext. antenna	Power: DC 54V
Test Mode: Transmit by 802.11ac-VHT20 at Channel 5745MHz Ant 2	

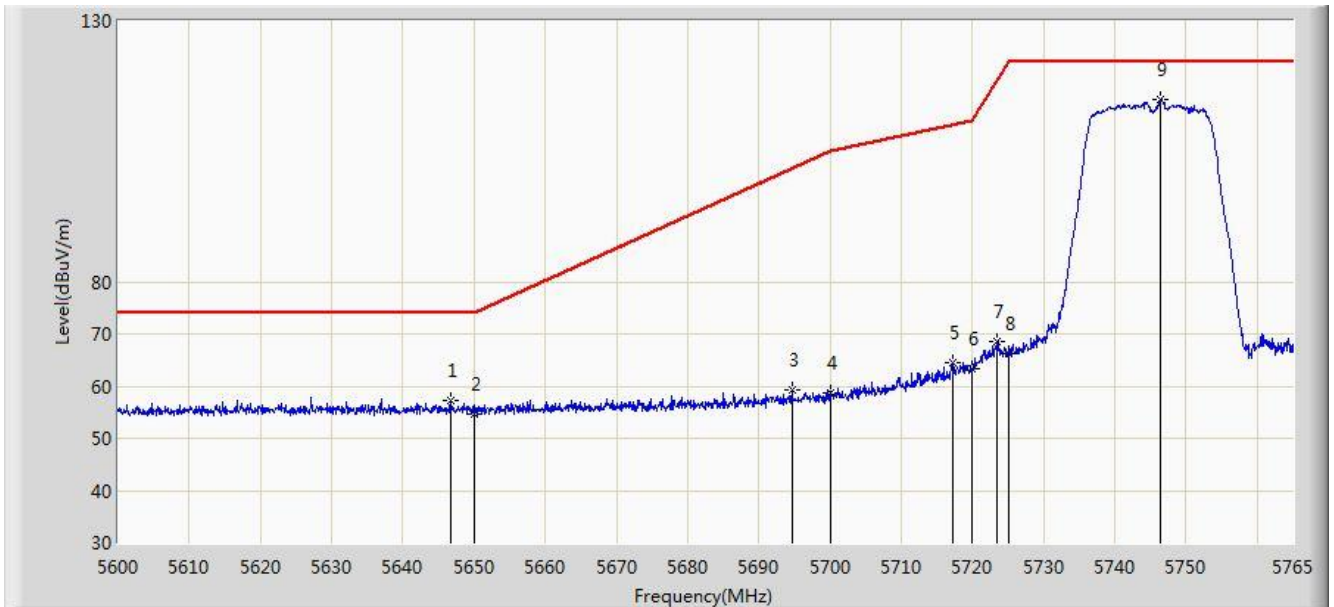


No	Flag	Mark	Frequency (MHz)	Measure Level (dBuV/m)	Reading Level (dBuV)	Margin (dB)	Limit (dBuV/m)	Factor (dB)	Type
1			5635.888	57.062	52.436	-16.938	74.000	4.626	PK
2			5650.000	55.238	50.567	-18.762	74.000	4.671	PK
3			5699.495	59.777	54.901	-45.110	104.886	4.876	PK
4			5700.000	58.352	53.474	-46.848	105.200	4.878	PK
5			5718.223	63.938	58.953	-46.365	110.303	4.985	PK
6			5720.000	63.063	58.066	-47.737	110.800	4.997	PK
7			5723.420	69.002	63.983	-49.597	118.599	5.019	PK
8			5725.000	66.061	61.032	-56.139	122.200	5.029	PK
9		*	5746.437	114.455	109.292	N/A	N/A	5.163	PK

Note: Measure Level (dB μ V/m) = Reading Level (dB μ V) + Factor (dB)

Factor (dB) = Cable Loss (dB) + Antenna Factor (dB/m) - Pre_Amplifier Gain (dB)

Site: AC1	Time: 2016/08/15 - 21:49
Limit: FCC_Part15.407_RE(3m)	Engineer: Kevin Ke
Probe: BBHA9120D_1GHz_18GHz	Polarity: Vertical
EUT: US WI-FI AP 4X4 OD ext. antenna	Power: DC 54V
Test Mode: Transmit by 802.11ac-VHT20 at Channel 5745MHz Ant 2	

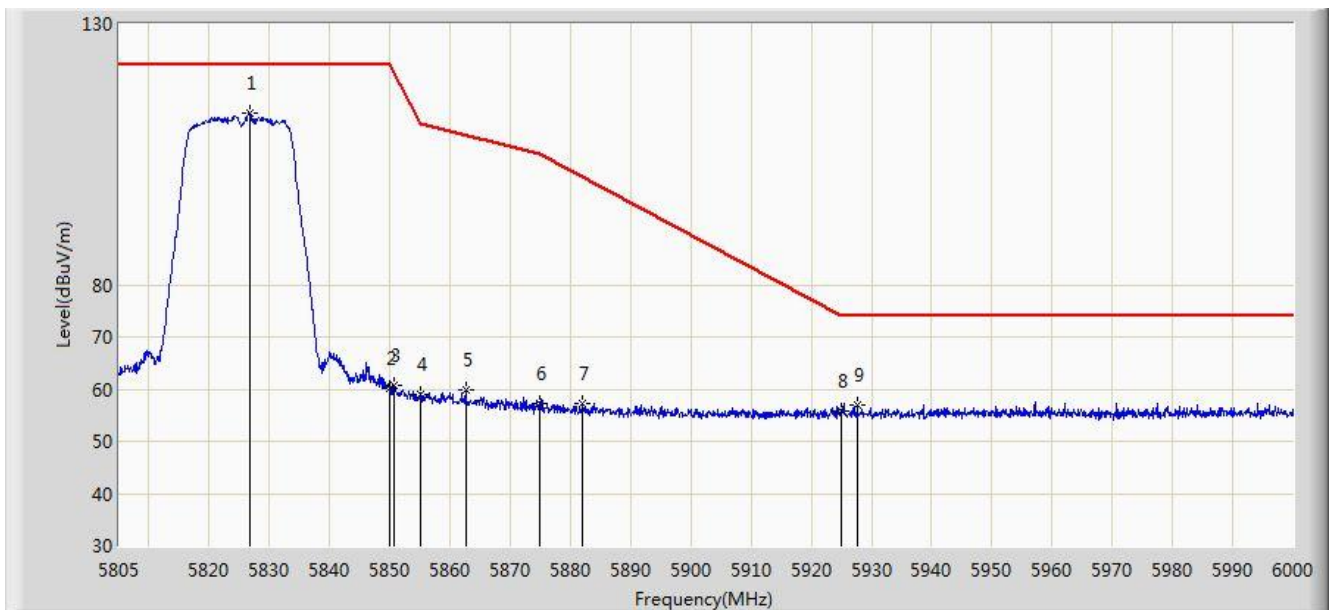


No	Flag	Mark	Frequency (MHz)	Measure Level (dBuV/m)	Reading Level (dBuV)	Margin (dB)	Limit (dBuV/m)	Factor (dB)	Type
1			5646.695	57.315	52.655	-16.685	74.000	4.660	PK
2			5650.000	54.522	49.851	-19.478	74.000	4.671	PK
3			5694.710	59.132	54.282	-42.780	101.912	4.850	PK
4			5700.000	58.701	53.823	-46.499	105.200	4.878	PK
5			5717.315	64.517	59.537	-45.533	110.049	4.979	PK
6			5720.000	63.478	58.481	-47.322	110.800	4.997	PK
7			5723.502	68.474	63.455	-50.311	118.786	5.019	PK
8			5725.000	66.191	61.162	-56.009	122.200	5.029	PK
9		*	5746.355	114.997	109.834	N/A	N/A	5.163	PK

Note: Measure Level (dBμV/m) = Reading Level (dBμV) + Factor (dB)

Factor (dB) = Cable Loss (dB) + Antenna Factor (dB/m) - Pre_Amplifier Gain (dB)

Site: AC1	Time: 2016/08/15 - 21:50
Limit: FCC_Part15.407_RE(3m)	Engineer: Kevin Ke
Probe: BBHA9120D_1GHz_18GHz	Polarity: Horizontal
EUT: US WI-FI AP 4X4 OD ext. antenna	Power: DC 54V
Test Mode: Transmit by 802.11ac-VHT20 at Channel 5825MHz Ant 2	

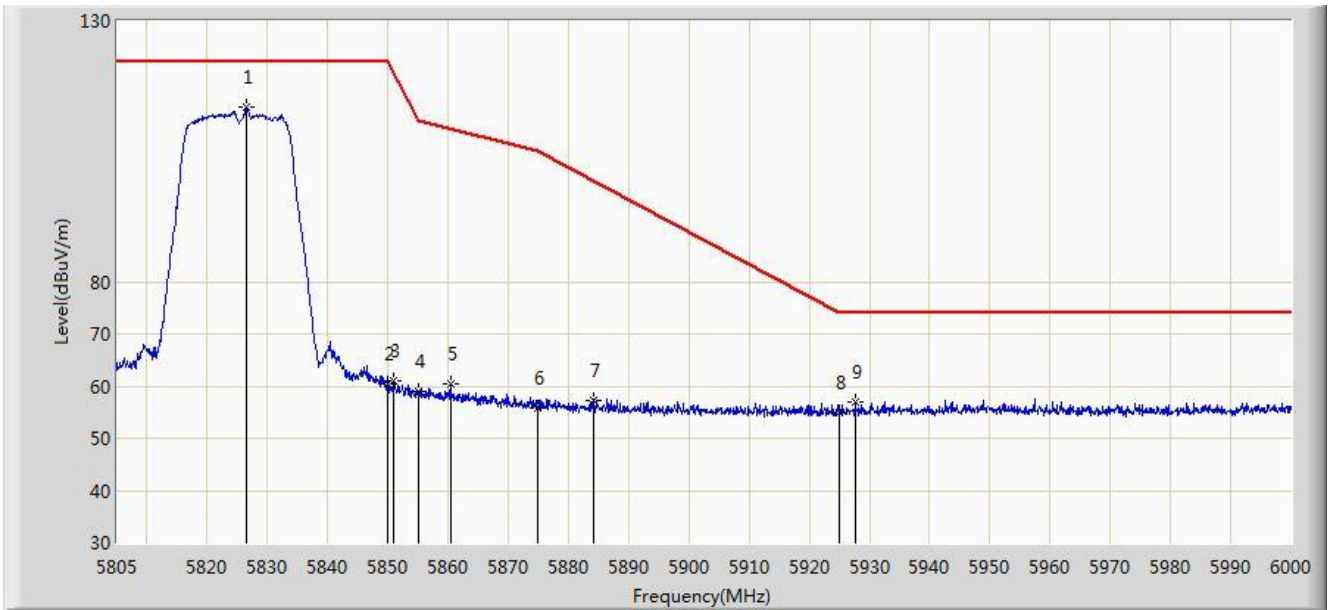


No	Flag	Mark	Frequency (MHz)	Measure Level (dBuV/m)	Reading Level (dBuV)	Margin (dB)	Limit (dBuV/m)	Factor (dB)	Type
1		*	5826.743	112.810	107.212	N/A	N/A	5.599	PK
2			5850.000	60.055	54.329	-62.145	122.200	5.726	PK
3			5850.728	60.682	54.953	-59.858	120.540	5.729	PK
4			5855.000	59.112	53.366	-51.688	110.800	5.746	PK
5			5862.623	59.841	54.064	-48.822	108.663	5.778	PK
6			5875.000	57.248	51.428	-47.952	105.200	5.820	PK
7			5882.025	57.242	51.398	-43.558	100.800	5.844	PK
8			5925.000	55.885	49.919	-18.115	74.000	5.967	PK
9			5927.655	57.044	51.071	-16.956	74.000	5.974	PK

Note: Measure Level (dB μ V/m) = Reading Level (dB μ V) + Factor (dB)

Factor (dB) = Cable Loss (dB) + Antenna Factor (dB/m) - Pre_Amplifier Gain (dB)

Site: AC1	Time: 2016/08/15 - 21:51
Limit: FCC_Part15.407_RE(3m)	Engineer: Kevin Ke
Probe: BBHA9120D_1GHz_18GHz	Polarity: Vertical
EUT: US WI-FI AP 4X4 OD ext. antenna	Power: DC 54V
Test Mode: Transmit by 802.11ac-VHT20 at Channel 5825MHz Ant 2	

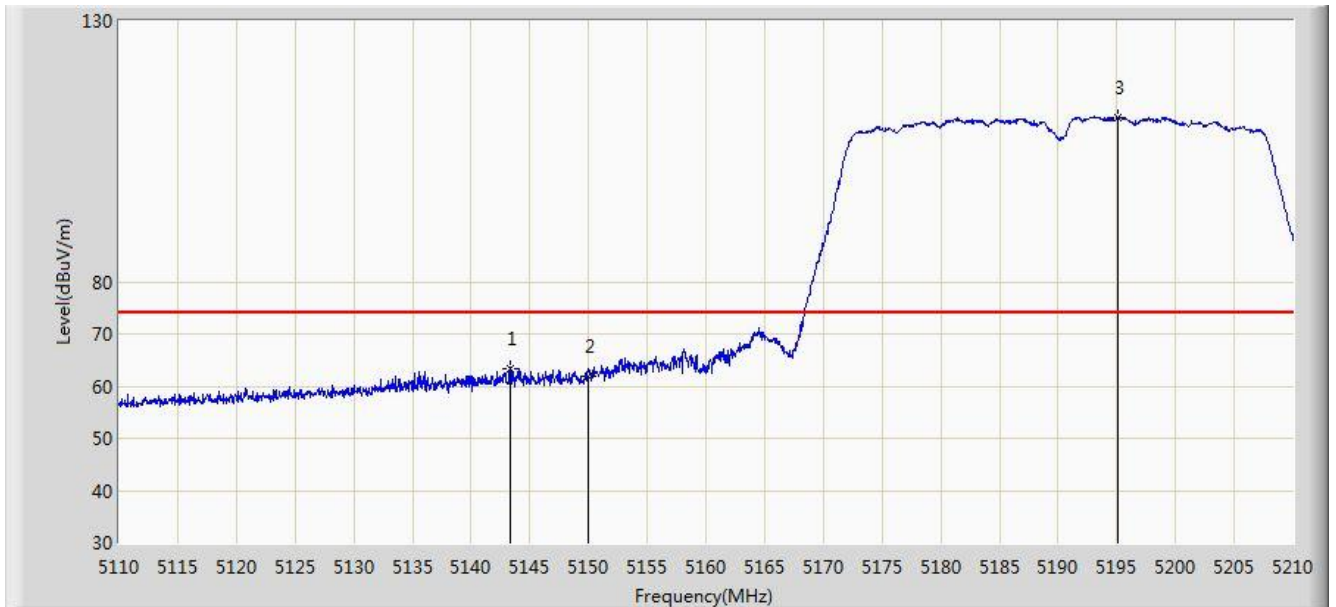


No	Flag	Mark	Frequency (MHz)	Measure Level (dBuV/m)	Reading Level (dBuV)	Margin (dB)	Limit (dBuV/m)	Factor (dB)	Type
1		*	5826.547	113.335	107.738	N/A	N/A	5.596	PK
2			5850.000	60.541	54.815	-61.659	122.200	5.726	PK
3			5850.825	61.016	55.287	-59.302	120.318	5.729	PK
4			5855.000	59.078	53.332	-51.722	110.800	5.746	PK
5			5860.380	60.385	54.617	-48.906	109.292	5.769	PK
6			5875.000	55.744	49.924	-49.456	105.200	5.820	PK
7			5884.268	57.382	51.530	-42.015	99.397	5.852	PK
8			5925.000	54.868	48.902	-19.132	74.000	5.967	PK
9			5927.655	56.954	50.981	-17.046	74.000	5.974	PK

Note: Measure Level (dBμV/m) = Reading Level (dBμV) + Factor (dB)

Factor (dB) = Cable Loss (dB) + Antenna Factor (dB/m) - Pre_Amplifier Gain (dB)

Site: AC1	Time: 2016/08/15 - 21:52
Limit: FCC_Part15.209_RE(3m)	Engineer: Kevin Ke
Probe: BBHA9120D_1GHz_18GHz	Polarity: Horizontal
EUT: US WI-FI AP 4X4 OD ext. antenna	Power: DC 54V
Test Mode: Transmit by 802.11ac-VHT40 at Channel 5190MHz Ant 2	

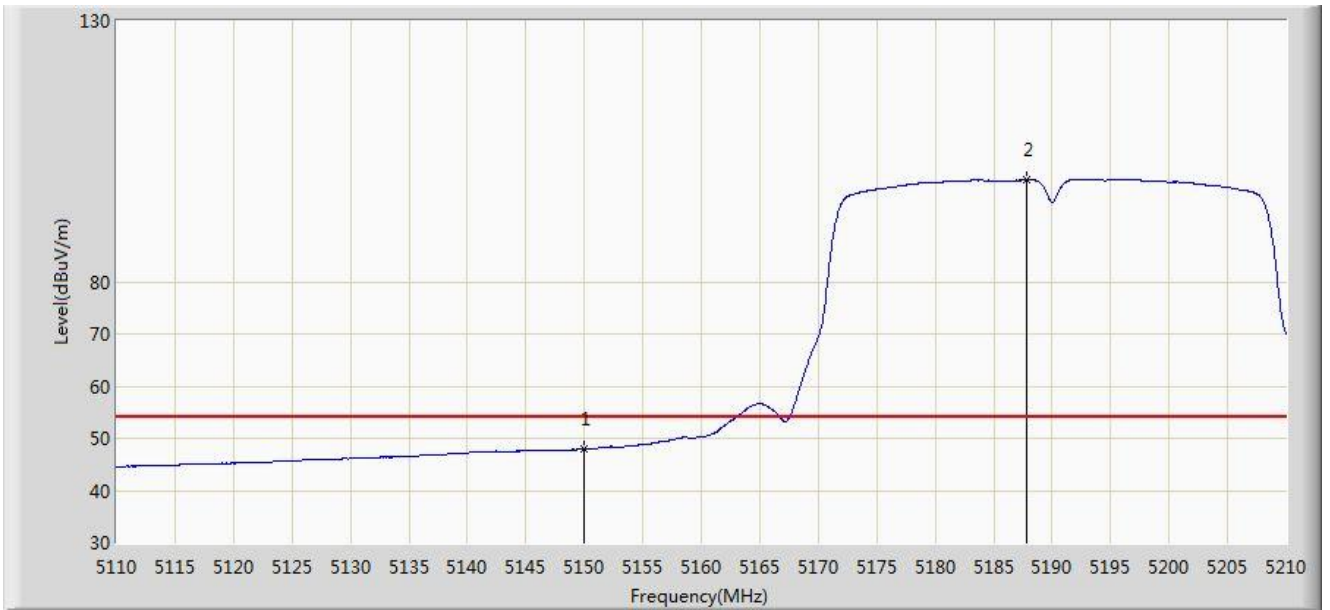


No	Flag	Mark	Frequency (MHz)	Measure Level (dBuV/m)	Reading Level (dBuV)	Margin (dB)	Limit (dBuV/m)	Factor (dB)	Type
1			5143.300	63.464	59.288	N/A	N/A	4.176	PK
2			5150.000	61.763	57.594	-12.237	74.000	4.170	PK
3		*	5195.150	111.571	107.556	37.571	74.000	4.015	PK

Note: Measure Level (dB μ V/m) = Reading Level (dB μ V) + Factor (dB)

Factor (dB) = Cable Loss (dB) + Antenna Factor (dB/m) - Pre_Amplifier Gain (dB)

Site: AC1	Time: 2016/08/15 - 21:53
Limit: FCC_Part15.209_RE(3m)	Engineer: Kevin Ke
Probe: BBHA9120D_1GHz_18GHz	Polarity: Horizontal
EUT: US WI-FI AP 4X4 OD ext. antenna	Power: DC 54V
Test Mode: Transmit by 802.11ac-VHT40 at Channel 5190MHz Ant 2	

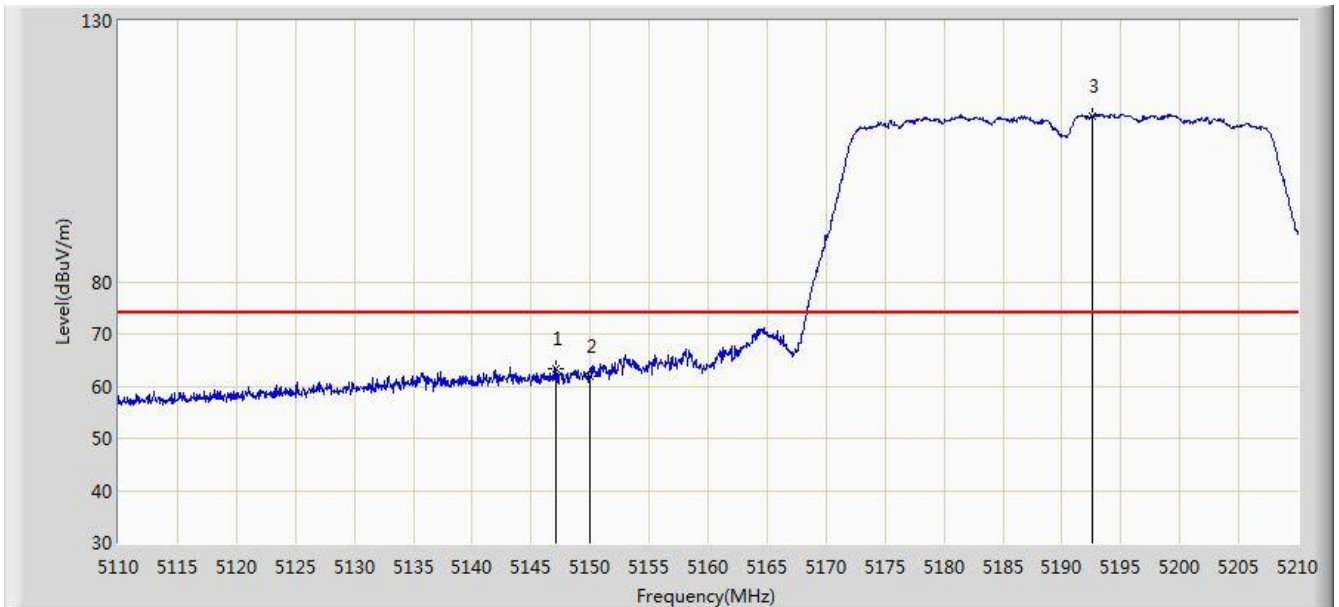


No	Flag	Mark	Frequency (MHz)	Measure Level (dBuV/m)	Reading Level (dBuV)	Margin (dB)	Limit (dBuV/m)	Factor (dB)	Type
1			5150.000	47.854	43.685	-6.146	54.000	4.170	AV
2		*	5187.850	99.526	95.485	N/A	N/A	4.041	AV

Note: Measure Level (dB μ V/m) = Reading Level (dB μ V) + Factor (dB)

Factor (dB) = Cable Loss (dB) + Antenna Factor (dB/m) - Pre_Amplifier Gain (dB)

Site: AC1	Time: 2016/08/15 - 21:53
Limit: FCC_Part15.209_RE(3m)	Engineer: Kevin Ke
Probe: BBHA9120D_1GHz_18GHz	Polarity: Vertical
EUT: US WI-FI AP 4X4 OD ext. antenna	Power: DC 54V
Test Mode: Transmit by 802.11ac-VHT40 at Channel 5190MHz Ant 2	

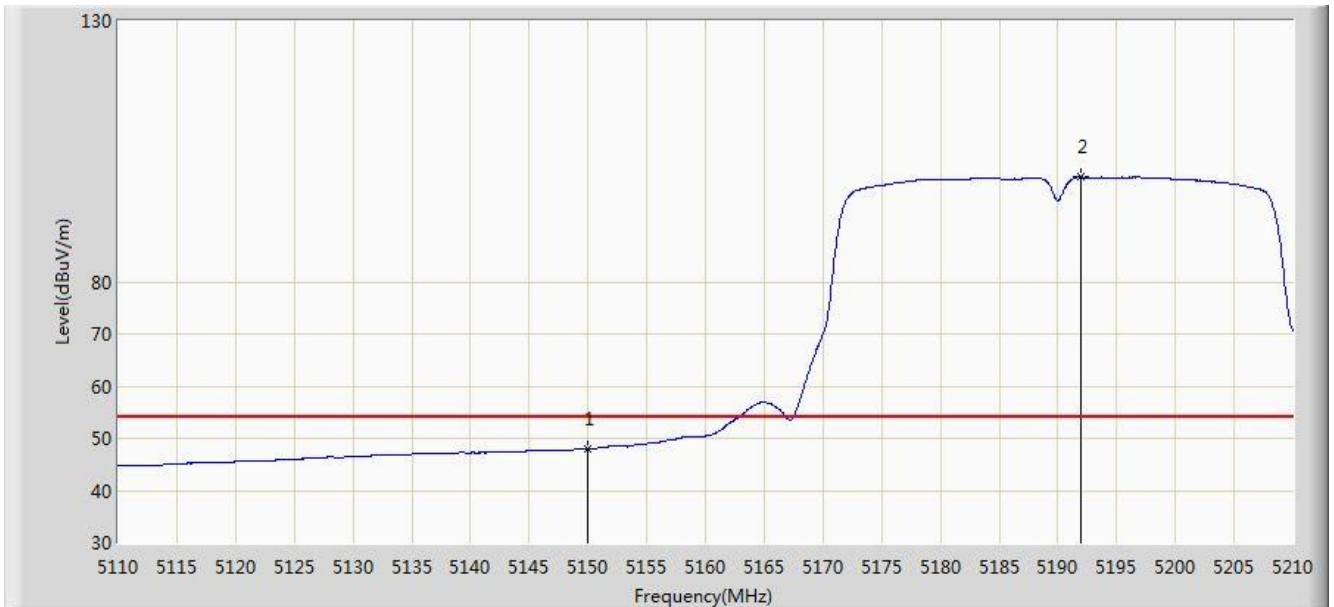


No	Flag	Mark	Frequency (MHz)	Measure Level (dBuV/m)	Reading Level (dBuV)	Margin (dB)	Limit (dBuV/m)	Factor (dB)	Type
1			5147.150	63.464	59.288	-10.536	74.000	4.176	PK
2			5150.000	61.924	57.755	-12.076	74.000	4.170	PK
3		*	5192.600	111.866	107.842	N/A	N/A	4.024	PK

Note: Measure Level (dB μ V/m) = Reading Level (dB μ V) + Factor (dB)

Factor (dB) = Cable Loss (dB) + Antenna Factor (dB/m) - Pre_Amplifier Gain (dB)

Site: AC1	Time: 2016/08/15 - 21:54
Limit: FCC_Part15.209_RE(3m)	Engineer: Kevin Ke
Probe: BBHA9120D_1GHz_18GHz	Polarity: Vertical
EUT: US WI-FI AP 4X4 OD ext. antenna	Power: DC 54V
Test Mode: Transmit by 802.11ac-VHT40 at Channel 5190MHz Ant 2	

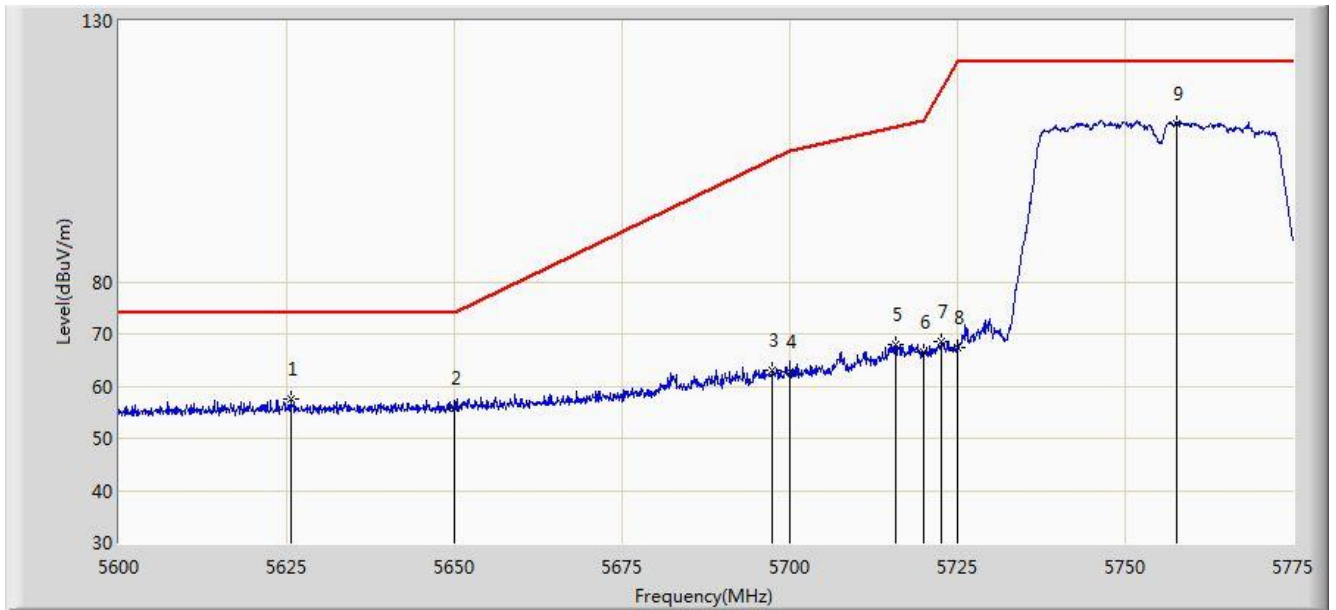


No	Flag	Mark	Frequency (MHz)	Measure Level (dBuV/m)	Reading Level (dBuV)	Margin (dB)	Limit (dBuV/m)	Factor (dB)	Type
1			5150.000	47.965	43.796	-6.035	54.000	4.170	AV
2		*	5192.000	100.034	96.008	N/A	N/A	4.027	AV

Note: Measure Level (dB μ V/m) = Reading Level (dB μ V) + Factor (dB)

Factor (dB) = Cable Loss (dB) + Antenna Factor (dB/m) - Pre_Amplifier Gain (dB)

Site: AC1	Time: 2016/08/15 - 22:10
Limit: FCC_Part15.407_RE(3m)	Engineer: Kevin Ke
Probe: BBHA9120D_1GHz_18GHz	Polarity: Horizontal
EUT: US WI-FI AP 4X4 OD ext. antenna	Power: DC 54V
Test Mode: Transmit by 802.11ac-VHT40 at Channel 5755MHz Ant 2	

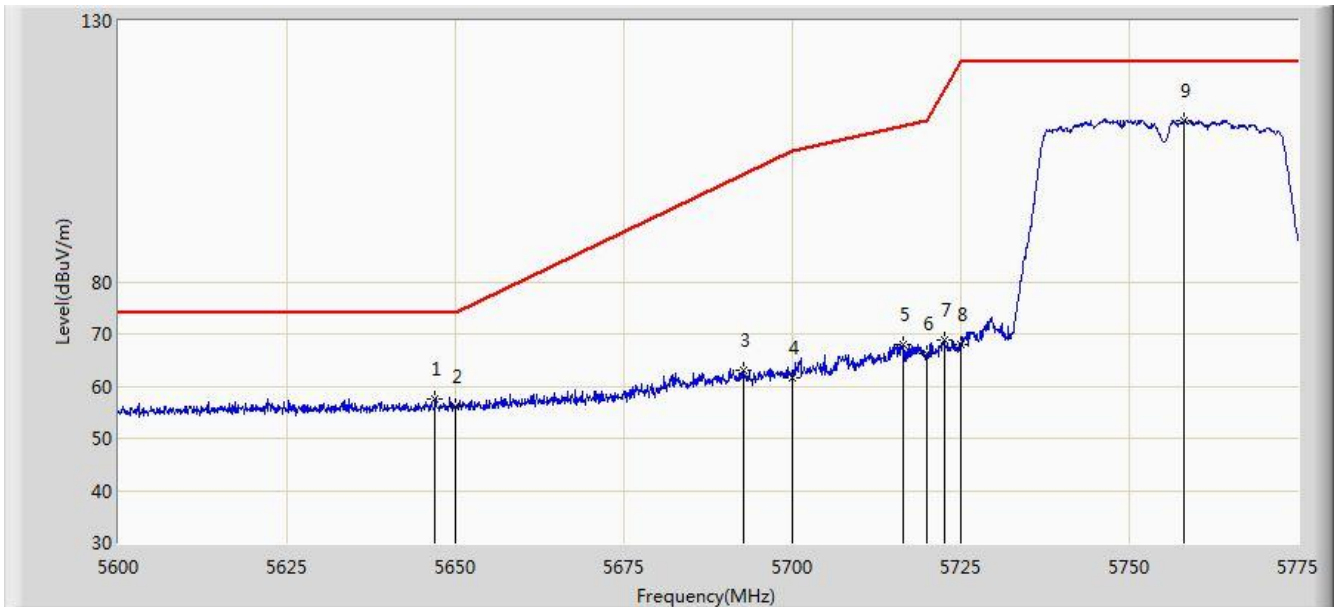


No	Flag	Mark	Frequency (MHz)	Measure Level (dBuV/m)	Reading Level (dBuV)	Margin (dB)	Limit (dBuV/m)	Factor (dB)	Type
1			5625.550	57.596	53.000	-16.404	74.000	4.596	PK
2			5650.000	55.731	51.060	-18.269	74.000	4.671	PK
3			5697.475	63.107	58.242	-40.524	103.631	4.865	PK
4			5700.000	62.630	57.752	-42.570	105.200	4.878	PK
5			5715.763	67.939	62.969	-41.677	109.615	4.970	PK
6			5720.000	66.380	61.383	-44.420	110.800	4.997	PK
7			5722.587	68.595	63.582	-48.104	116.700	5.014	PK
8			5725.000	67.297	62.268	-54.903	122.200	5.029	PK
9		*	5757.763	110.402	105.175	N/A	N/A	5.227	PK

Note: Measure Level (dBμV/m) = Reading Level (dBμV) + Factor (dB)

Factor (dB) = Cable Loss (dB) + Antenna Factor (dB/m) - Pre_Amplifier Gain (dB)

Site: AC1	Time: 2016/08/15 - 22:11
Limit: FCC_Part15.407_RE(3m)	Engineer: Kevin Ke
Probe: BBHA9120D_1GHz_18GHz	Polarity: Vertical
EUT: US WI-FI AP 4X4 OD ext. antenna	Power: DC 54V
Test Mode: Transmit by 802.11ac-VHT40 at Channel 5755MHz Ant 2	

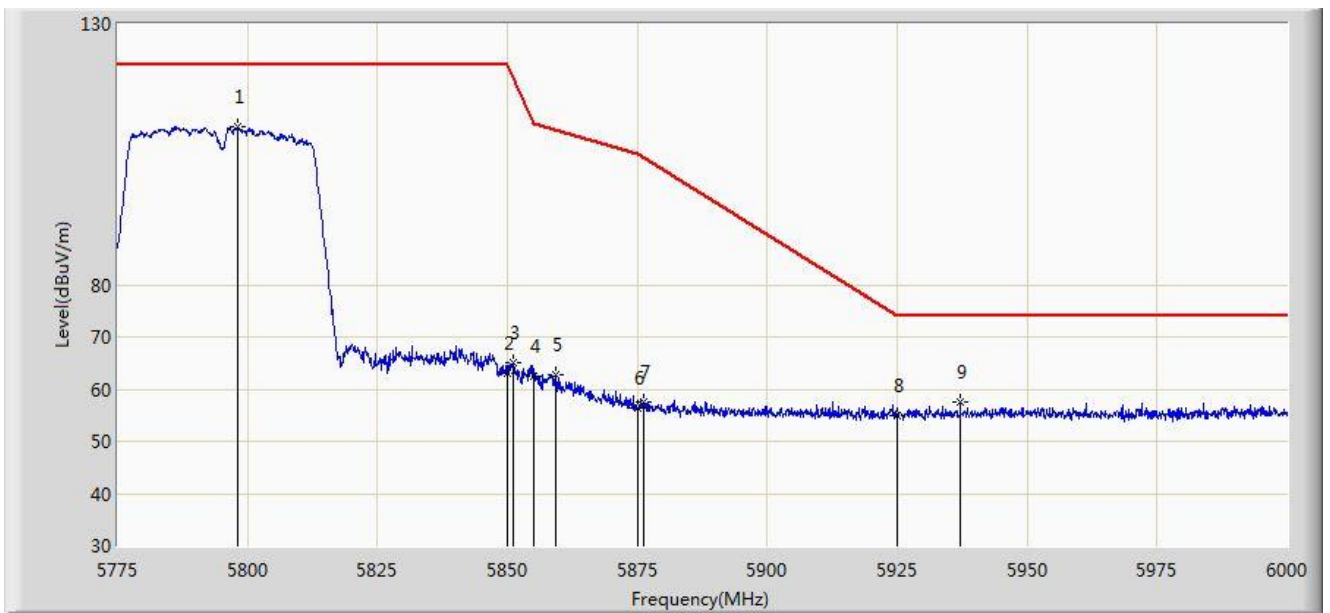


No	Flag	Mark	Frequency (MHz)	Measure Level (dBuV/m)	Reading Level (dBuV)	Margin (dB)	Limit (dBuV/m)	Factor (dB)	Type
1			5646.987	57.530	52.869	-16.470	74.000	4.661	PK
2			5650.000	56.054	51.383	-17.946	74.000	4.671	PK
3			5692.837	62.943	58.103	-37.804	100.747	4.840	PK
4			5700.000	61.549	56.671	-43.651	105.200	4.878	PK
5			5716.462	68.070	63.096	-41.741	109.811	4.975	PK
6			5720.000	66.332	61.335	-44.468	110.800	4.997	PK
7			5722.500	68.772	63.759	-47.729	116.501	5.014	PK
8			5725.000	68.008	62.979	-54.192	122.200	5.029	PK
9		*	5758.200	110.976	105.746	N/A	N/A	5.229	PK

Note: Measure Level (dBμV/m) = Reading Level (dBμV) + Factor (dB)

Factor (dB) = Cable Loss (dB) + Antenna Factor (dB/m) - Pre_Amplifier Gain (dB)

Site: AC1	Time: 2016/08/15 - 22:12
Limit: FCC_Part15.407_RE(3m)	Engineer: Kevin Ke
Probe: BBHA9120D_1GHz_18GHz	Polarity: Horizontal
EUT: US WI-FI AP 4X4 OD ext. antenna	Power: DC 54V
Test Mode: Transmit by 802.11ac-VHT40 at Channel 5795MHz Ant 2	

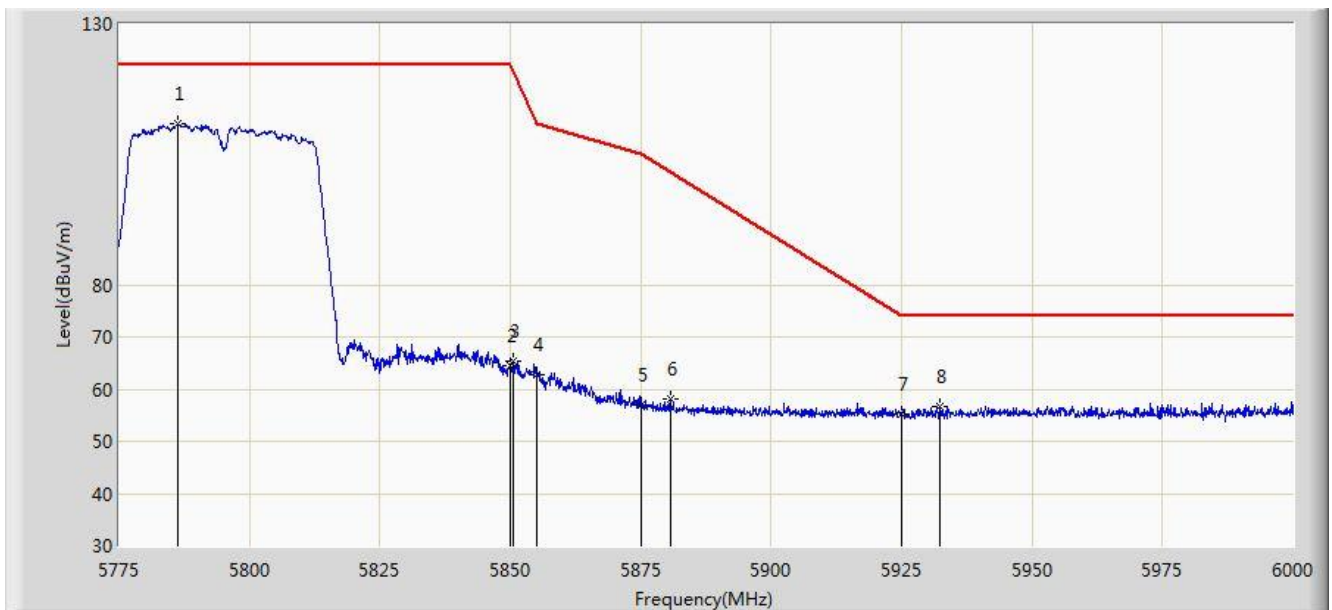


No	Flag	Mark	Frequency (MHz)	Measure Level (dBuV/m)	Reading Level (dBuV)	Margin (dB)	Limit (dBuV/m)	Factor (dB)	Type
1		*	5798.175	110.231	104.796	N/A	N/A	5.435	PK
2			5850.000	63.008	57.282	-59.192	122.200	5.726	PK
3			5851.050	64.987	59.257	-54.818	119.805	5.730	PK
4			5855.000	62.445	56.699	-48.355	110.800	5.746	PK
5			5859.263	62.669	56.905	-46.936	109.605	5.764	PK
6			5875.000	56.502	50.682	-48.698	105.200	5.820	PK
7			5876.362	57.531	51.706	-46.816	104.347	5.824	PK
8			5925.000	54.986	49.020	-19.014	74.000	5.967	PK
9			5937.112	57.467	51.470	-16.533	74.000	5.996	PK

Note: Measure Level (dBμV/m) = Reading Level (dBμV) + Factor (dB)

Factor (dB) = Cable Loss (dB) + Antenna Factor (dB/m) - Pre_Amplifier Gain (dB)

Site: AC1	Time: 2016/08/15 - 22:13
Limit: FCC_Part15.407_RE(3m)	Engineer: Kevin Ke
Probe: BBHA9120D_1GHz_18GHz	Polarity: Vertical
EUT: US WI-FI AP 4X4 OD ext. antenna	Power: DC 54V
Test Mode: Transmit by 802.11ac-VHT40 at Channel 5795MHz Ant 2	

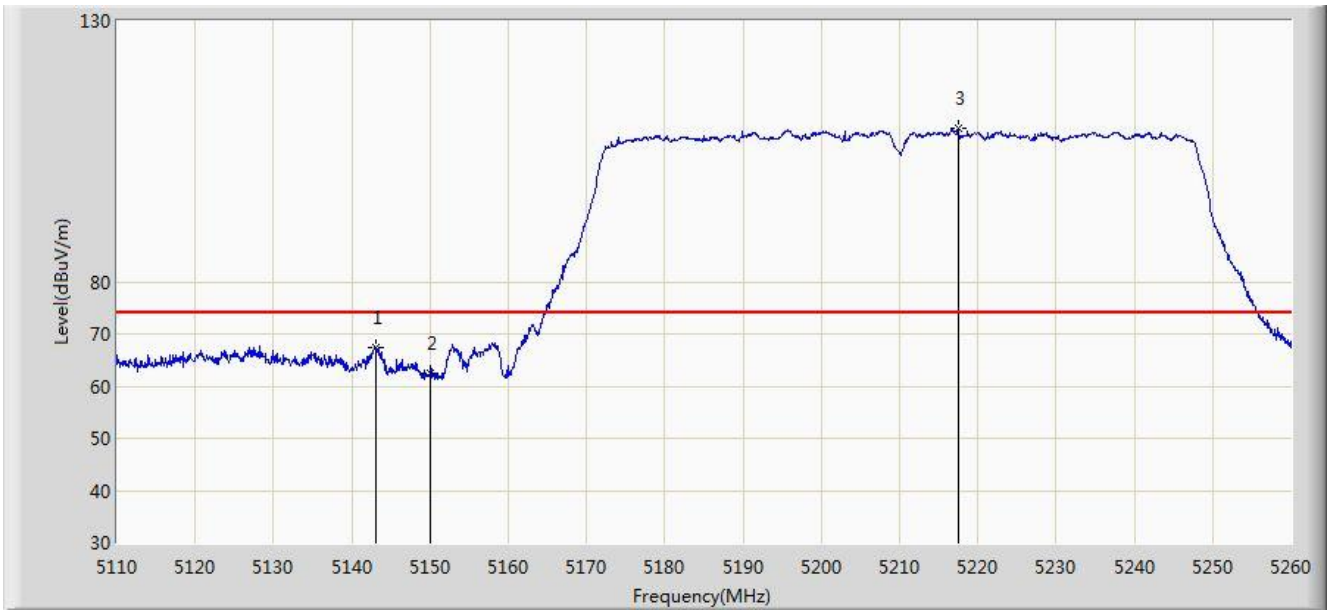


No	Flag	Mark	Frequency (MHz)	Measure Level (dBuV/m)	Reading Level (dBuV)	Margin (dB)	Limit (dBuV/m)	Factor (dB)	Type
1		*	5786.250	110.957	105.584	N/A	N/A	5.373	PK
2			5850.000	64.458	58.732	-57.742	122.200	5.726	PK
3			5850.600	65.384	59.656	-55.447	120.831	5.728	PK
4			5855.000	62.686	56.940	-48.114	110.800	5.746	PK
5			5875.000	56.830	51.010	-48.370	105.200	5.820	PK
6			5880.638	58.038	52.199	-43.630	101.669	5.840	PK
7			5925.000	55.238	49.272	-18.762	74.000	5.967	PK
8			5932.275	56.666	50.681	-17.334	74.000	5.984	PK

Note: Measure Level (dB μ V/m) = Reading Level (dB μ V) + Factor (dB)

Factor (dB) = Cable Loss (dB) + Antenna Factor (dB/m) - Pre_Amplifier Gain (dB)

Site: AC1	Time: 2016/08/15 - 22:14
Limit: FCC_Part15.209_RE(3m)	Engineer: Kevin Ke
Probe: BBHA9120D_1GHz_18GHz	Polarity: Horizontal
EUT: US WI-FI AP 4X4 OD ext. antenna	Power: DC 54V
Test Mode: Transmit by 802.11ac-VHT80 at Channel 5210MHz Ant 2	

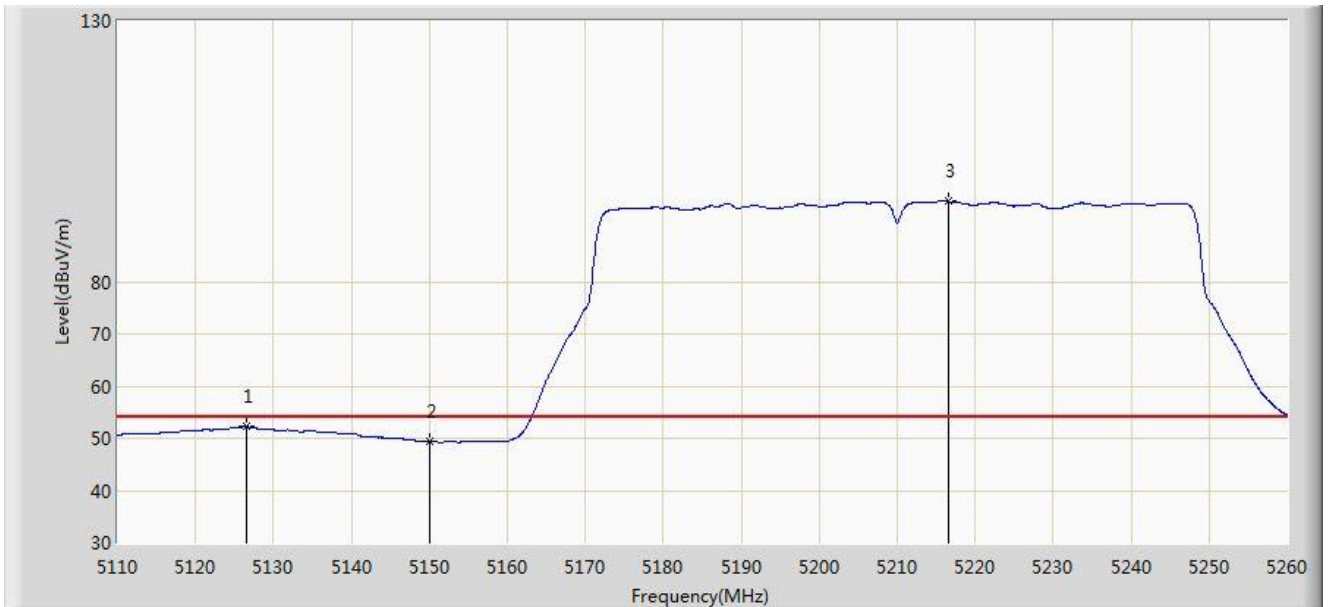


No	Flag	Mark	Frequency (MHz)	Measure Level (dBuV/m)	Reading Level (dBuV)	Margin (dB)	Limit (dBuV/m)	Factor (dB)	Type
1			5143.150	67.477	63.301	-6.523	74.000	4.176	PK
2			5150.000	62.497	58.328	-11.503	74.000	4.170	PK
3		*	5217.475	109.369	105.423	N/A	N/A	3.947	PK

Note: Measure Level (dBμV/m) = Reading Level (dBμV) + Factor (dB)

Factor (dB) = Cable Loss (dB) + Antenna Factor (dB/m) - Pre_Amplifier Gain (dB)

Site: AC1	Time: 2016/08/15 - 22:15
Limit: FCC_Part15.209_RE(3m)	Engineer: Kevin Ke
Probe: BBHA9120D_1GHz_18GHz	Polarity: Horizontal
EUT: US WI-FI AP 4X4 OD ext. antenna	Power: DC 54V
Test Mode: Transmit by 802.11ac-VHT80 at Channel 5210MHz Ant 2	

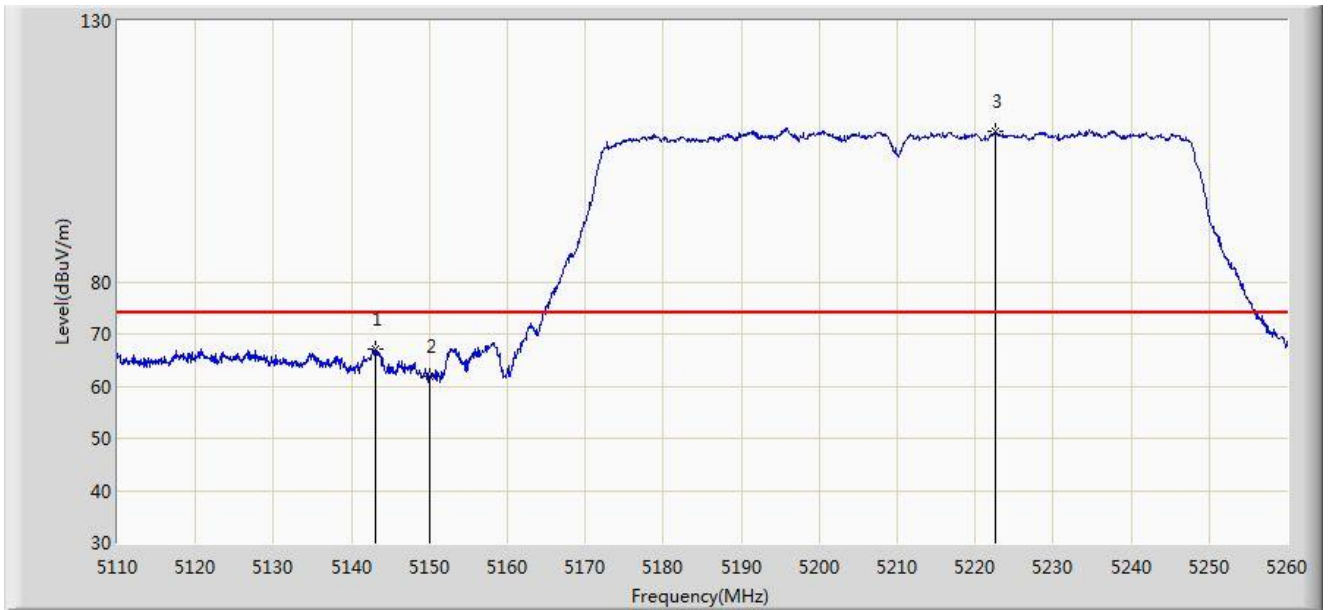


No	Flag	Mark	Frequency (MHz)	Measure Level (dBuV/m)	Reading Level (dBuV)	Margin (dB)	Limit (dBuV/m)	Factor (dB)	Type
1			5126.500	52.209	48.034	-1.791	54.000	4.175	AV
2			5150.000	49.545	45.376	-4.455	54.000	4.170	AV
3		*	5216.500	95.451	91.502	N/A	N/A	3.950	AV

Note: Measure Level (dB μ V/m) = Reading Level (dB μ V) + Factor (dB)

Factor (dB) = Cable Loss (dB) + Antenna Factor (dB/m) - Pre_Amplifier Gain (dB)

Site: AC1	Time: 2016/08/15 - 22:15
Limit: FCC_Part15.209_RE(3m)	Engineer: Kevin Ke
Probe: BBHA9120D_1GHz_18GHz	Polarity: Vertical
EUT: US WI-FI AP 4X4 OD ext. antenna	Power: DC 54V
Test Mode: Transmit by 802.11ac-VHT80 at Channel 5210MHz Ant 2	

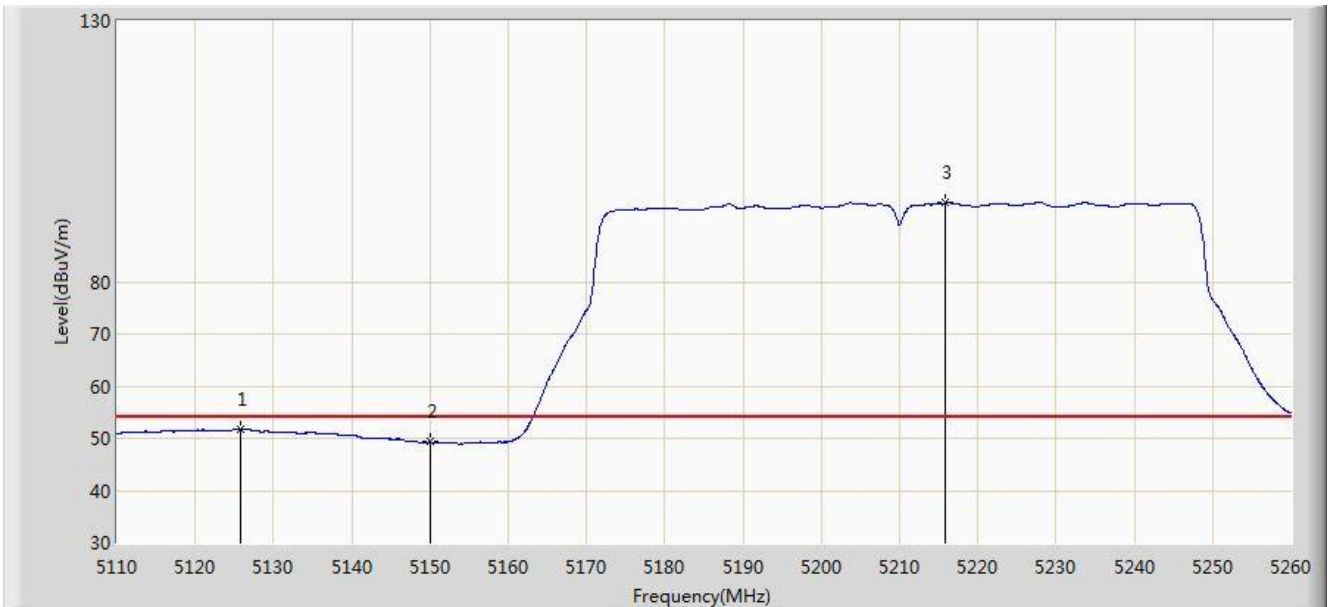


No	Flag	Mark	Frequency (MHz)	Measure Level (dBuV/m)	Reading Level (dBuV)	Margin (dB)	Limit (dBuV/m)	Factor (dB)	Type
1			5143.075	66.980	62.804	-7.020	74.000	4.176	PK
2			5150.000	61.756	57.587	-12.244	74.000	4.170	PK
3		*	5222.650	108.748	104.817	N/A	N/A	3.931	PK

Note: Measure Level (dBμV/m) = Reading Level (dBμV) + Factor (dB)

Factor (dB) = Cable Loss (dB) + Antenna Factor (dB/m) - Pre_Amplifier Gain (dB)

Site: AC1	Time: 2016/08/15 - 22:16
Limit: FCC_Part15.209_RE(3m)	Engineer: Kevin Ke
Probe: BBHA9120D_1GHz_18GHz	Polarity: Vertical
EUT: US WI-FI AP 4X4 OD ext. antenna	Power: DC 54V
Test Mode: Transmit by 802.11ac-VHT80 at Channel 5210MHz Ant 2	

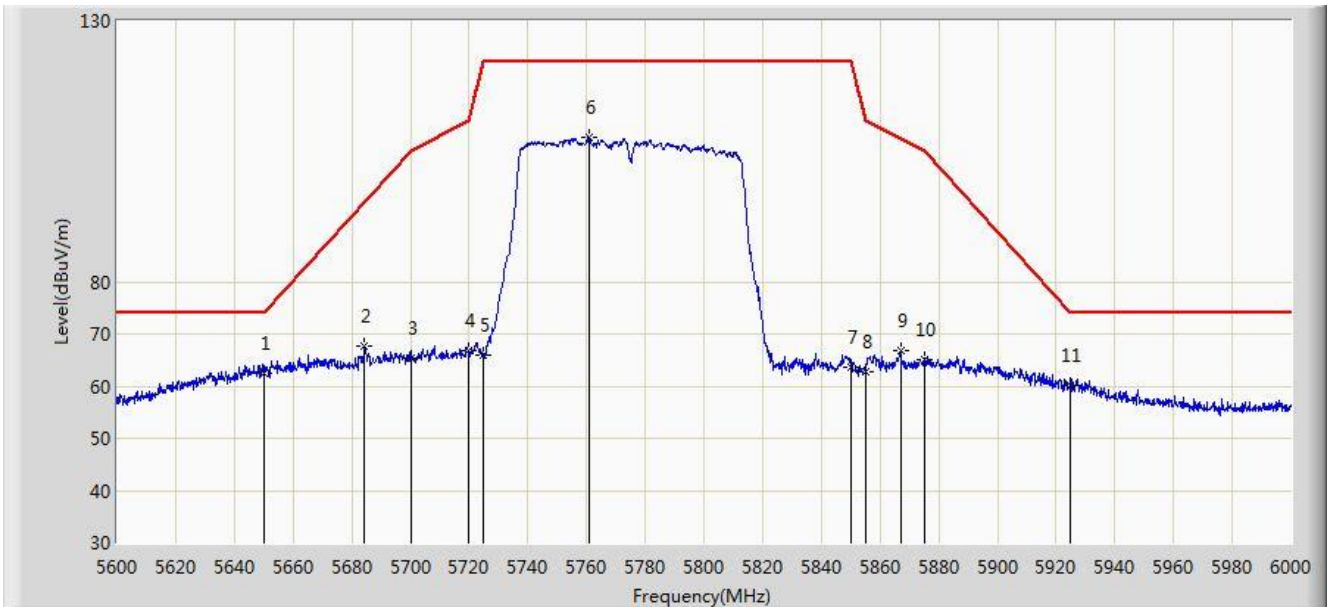


No	Flag	Mark	Frequency (MHz)	Measure Level (dBuV/m)	Reading Level (dBuV)	Margin (dB)	Limit (dBuV/m)	Factor (dB)	Type
1			5125.750	51.622	47.447	-2.378	54.000	4.174	AV
2			5150.000	49.307	45.138	-4.693	54.000	4.170	AV
3		*	5215.750	95.076	91.124	N/A	N/A	3.951	AV

Note: Measure Level (dB μ V/m) = Reading Level (dB μ V) + Factor (dB)

Factor (dB) = Cable Loss (dB) + Antenna Factor (dB/m) - Pre_Amplifier Gain (dB)

Site: AC1	Time: 2016/08/15 - 22:48
Limit: FCC_Part15.407_RE(3m)	Engineer: Kevin Ke
Probe: BBHA9120D_1GHz_18GHz	Polarity: Horizontal
EUT: US WI-FI AP 4X4 OD ext. antenna	Power: DC 54V
Test Mode: Transmit by 802.11ac-VHT80 at Channel 5775MHz Ant 2	

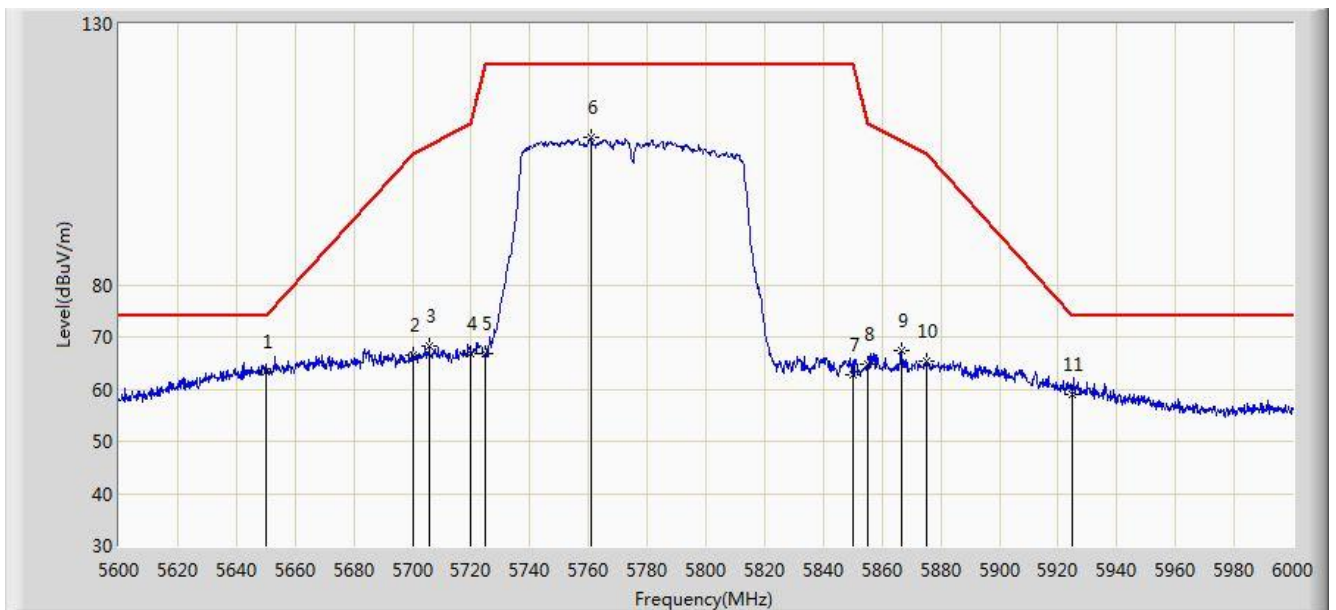


No	Flag	Mark	Frequency (MHz)	Measure Level (dBuV/m)	Reading Level (dBuV)	Margin (dB)	Limit (dBuV/m)	Factor (dB)	Type
1		*	5650.000	62.532	57.861	-11.468	74.000	4.671	PK
2			5684.400	67.542	62.737	-27.953	95.495	4.805	PK
3			5700.000	65.252	60.374	-39.948	105.200	4.878	PK
4			5720.000	66.897	61.900	-43.903	110.800	4.997	PK
5			5725.000	66.073	61.044	-56.127	122.200	5.029	PK
6			5761.000	107.544	102.299	N/A	N/A	5.245	PK
7			5850.000	63.532	57.806	-58.668	122.200	5.726	PK
8			5855.000	62.759	57.013	-48.041	110.800	5.746	PK
9			5867.000	66.924	61.132	-40.513	107.438	5.792	PK
10			5875.000	65.192	59.372	-40.008	105.200	5.820	PK
11			5925.000	60.203	54.237	-13.797	74.000	5.967	PK

Note: Measure Level (dBμV/m) = Reading Level (dBμV) + Factor (dB)

Factor (dB) = Cable Loss (dB) + Antenna Factor (dB/m) - Pre_Amplifier Gain (dB)

Site: AC1	Time: 2016/08/15 - 22:49
Limit: FCC_Part15.407_RE(3m)	Engineer: Kevin Ke
Probe: BBHA9120D_1GHz_18GHz	Polarity: Vertical
EUT: US WI-FI AP 4X4 OD ext. antenna	Power: DC 54V
Test Mode: Transmit by 802.11ac-VHT80 at Channel 5775MHz Ant 2	

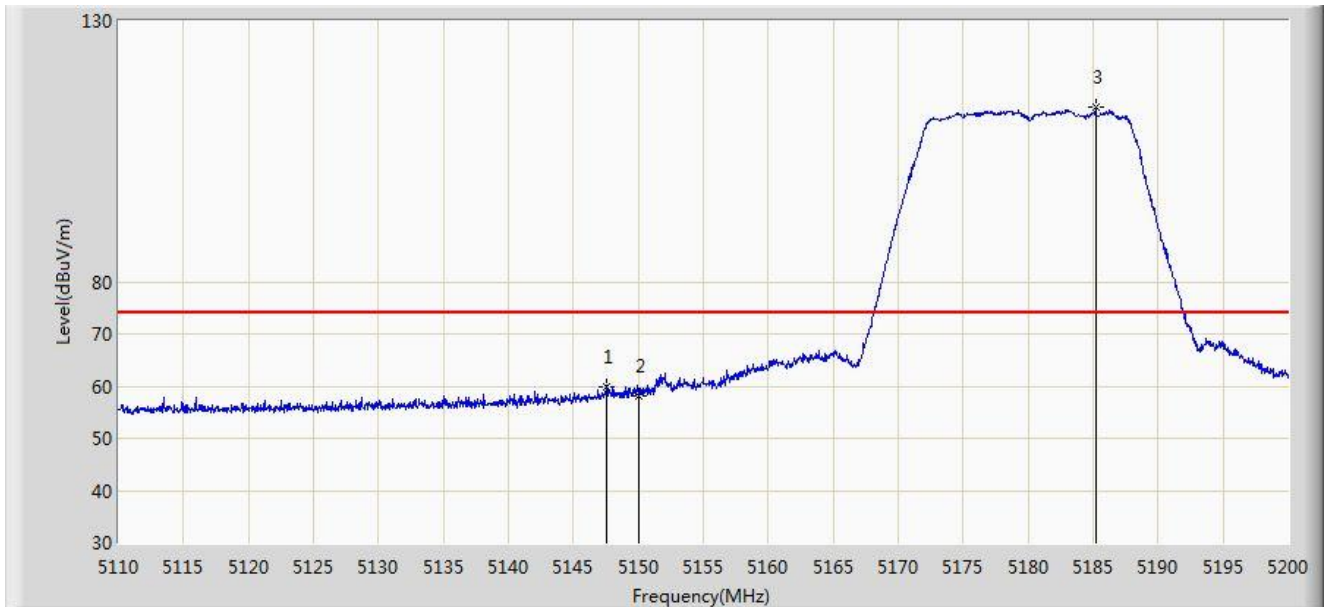


No	Flag	Mark	Frequency (MHz)	Measure Level (dBuV/m)	Reading Level (dBuV)	Margin (dB)	Limit (dBuV/m)	Factor (dB)	Type
1		*	5650.000	63.460	58.789	-10.540	74.000	4.671	PK
2			5700.000	66.401	61.523	-38.799	105.200	4.878	PK
3			5705.800	68.195	63.286	-38.631	106.826	4.909	PK
4			5720.000	66.884	61.887	-43.916	110.800	4.997	PK
5			5725.000	66.732	61.703	-55.468	122.200	5.029	PK
6			5760.800	108.171	102.927	N/A	N/A	5.244	PK
7			5850.000	62.848	57.122	-59.352	122.200	5.726	PK
8			5855.000	64.699	58.953	-46.101	110.800	5.746	PK
9			5866.800	67.518	61.726	-39.976	107.494	5.792	PK
10			5875.000	65.286	59.466	-39.914	105.200	5.820	PK
11			5925.000	58.897	52.931	-15.103	74.000	5.967	PK

Note: Measure Level (dBμV/m) = Reading Level (dBμV) + Factor (dB)

Factor (dB) = Cable Loss (dB) + Antenna Factor (dB/m) - Pre_Amplifier Gain (dB)

Site: AC1	Time: 2016/08/15 - 22:52
Limit: FCC_Part15.209_RE(3m)	Engineer: Kevin Ke
Probe: BBHA9120D_1GHz_18GHz	Polarity: Horizontal
EUT: US WI-FI AP 4X4 OD ext. antenna	Power: DC 54V
Test Mode: Transmit by 802.11a at Channel 5180MHz Ant 3	

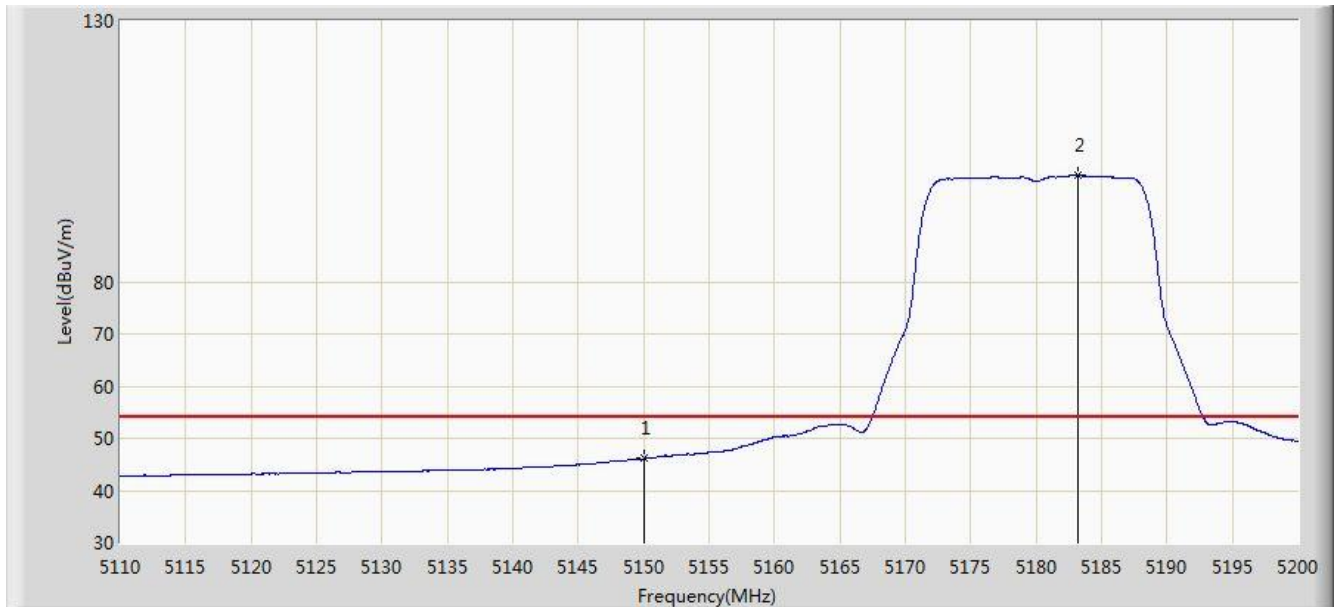


No	Flag	Mark	Frequency (MHz)	Measure Level (dBuV/m)	Reading Level (dBuV)	Margin (dB)	Limit (dBuV/m)	Factor (dB)	Type
1			5147.575	59.998	55.822	-14.002	74.000	4.176	PK
2			5150.000	58.257	54.088	-15.743	74.000	4.170	PK
3		*	5185.195	113.502	109.452	N/A	N/A	4.050	PK

Note: Measure Level (dB μ V/m) = Reading Level (dB μ V) + Factor (dB)

Factor (dB) = Cable Loss (dB) + Antenna Factor (dB/m) - Pre_Amplifier Gain (dB)

Site: AC1	Time: 2016/08/15 - 22:55
Limit: FCC_Part15.209_RE(3m)	Engineer: Kevin Ke
Probe: BBHA9120D_1GHz_18GHz	Polarity: Horizontal
EUT: US WI-FI AP 4X4 OD ext. antenna	Power: DC 54V
Test Mode: Transmit by 802.11a at Channel 5180MHz Ant 3	

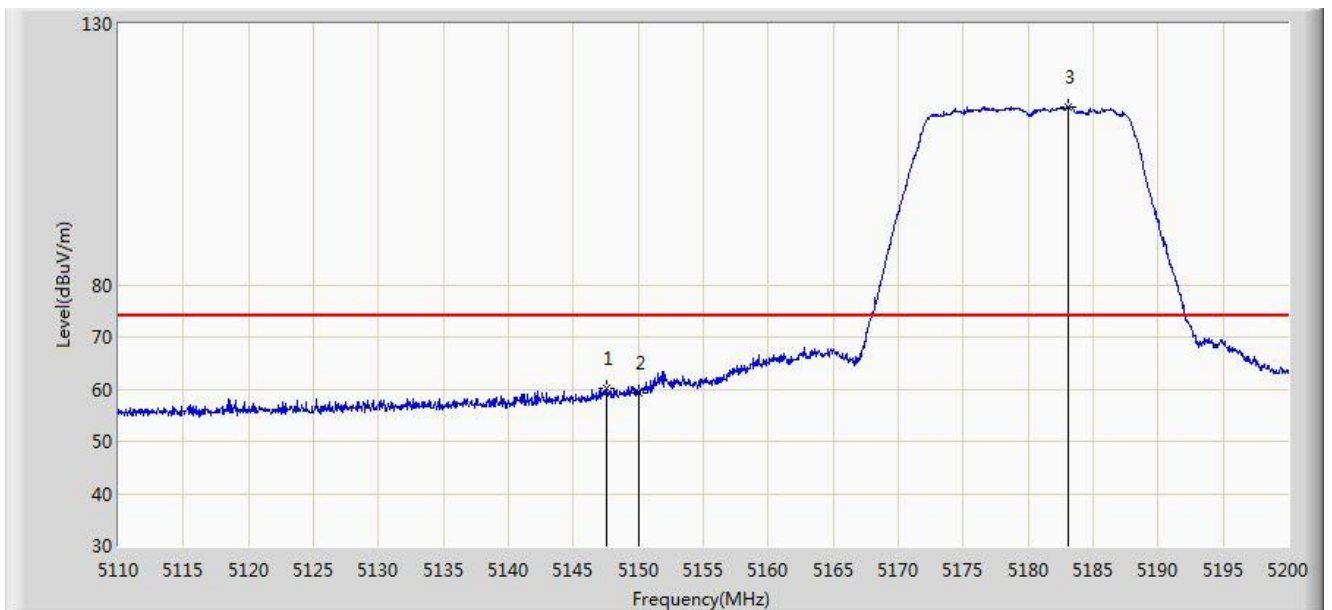


No	Flag	Mark	Frequency (MHz)	Measure Level (dBuV/m)	Reading Level (dBuV)	Margin (dB)	Limit (dBuV/m)	Factor (dB)	Type
1			5150.000	46.104	41.935	-7.896	54.000	4.170	AV
2		*	5183.170	100.357	96.299	N/A	N/A	4.057	AV

Note: Measure Level (dBμV/m) = Reading Level (dBμV) + Factor (dB)

Factor (dB) = Cable Loss (dB) + Antenna Factor (dB/m) - Pre_Amplifier Gain (dB)

Site: AC1	Time: 2016/08/15 - 22:55
Limit: FCC_Part15.209_RE(3m)	Engineer: Kevin Ke
Probe: BBHA9120D_1GHz_18GHz	Polarity: Vertical
EUT: US WI-FI AP 4X4 OD ext. antenna	Power: DC 54V
Test Mode: Transmit by 802.11a at Channel 5180MHz Ant 3	

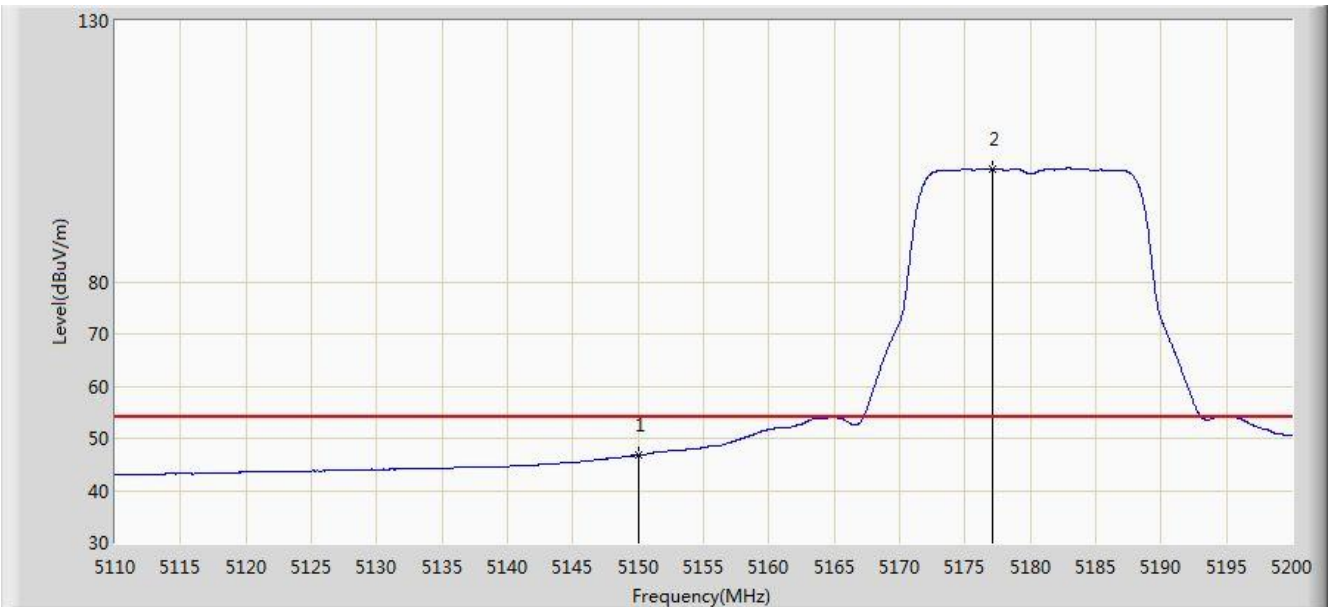


No	Flag	Mark	Frequency (MHz)	Measure Level (dBuV/m)	Reading Level (dBuV)	Margin (dB)	Limit (dBuV/m)	Factor (dB)	Type
1			5147.530	60.157	55.981	-13.843	74.000	4.176	PK
2			5150.000	59.311	55.142	-14.689	74.000	4.170	PK
3		*	5183.035	114.061	110.003	N/A	N/A	4.057	PK

Note: Measure Level (dB μ V/m) = Reading Level (dB μ V) + Factor (dB)

Factor (dB) = Cable Loss (dB) + Antenna Factor (dB/m) - Pre_Amplifier Gain (dB)

Site: AC1	Time: 2016/08/15 - 22:56
Limit: FCC_Part15.209_RE(3m)	Engineer: Kevin Ke
Probe: BBHA9120D_1GHz_18GHz	Polarity: Vertical
EUT: US WI-FI AP 4X4 OD ext. antenna	Power: DC 54V
Test Mode: Transmit by 802.11a at Channel 5180MHz Ant 3	

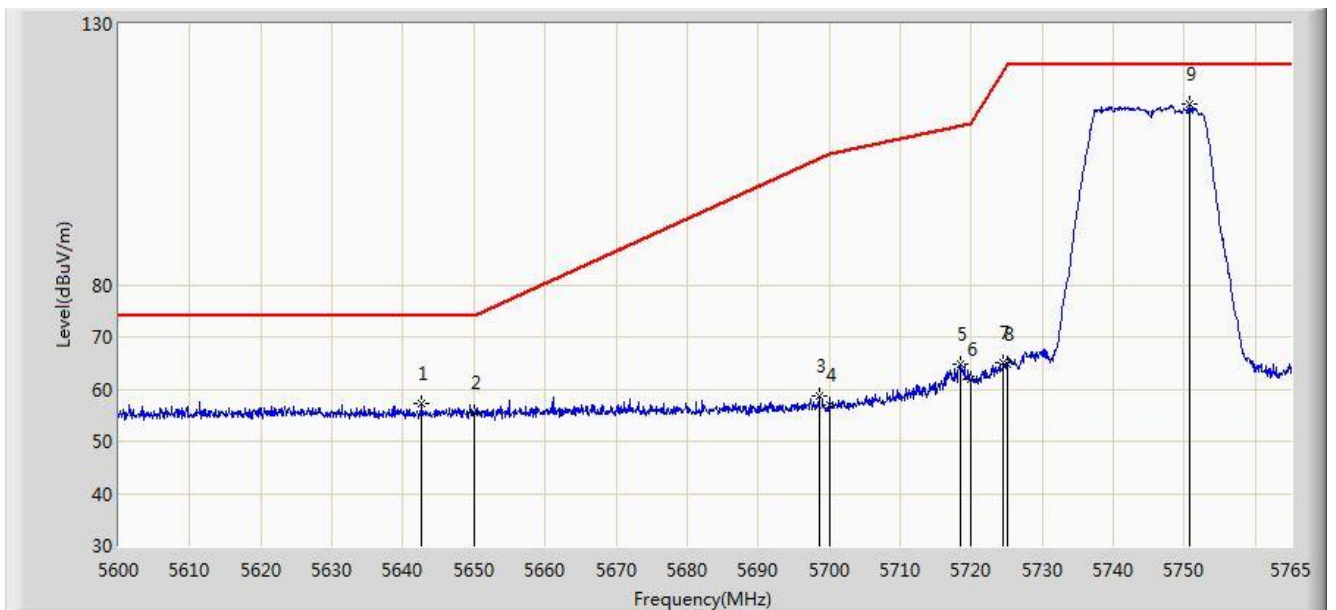


No	Flag	Mark	Frequency (MHz)	Measure Level (dBuV/m)	Reading Level (dBuV)	Margin (dB)	Limit (dBuV/m)	Factor (dB)	Type
1			5150.000	46.732	42.563	-7.268	54.000	4.170	AV
2		*	5177.140	101.612	97.533	N/A	N/A	4.080	AV

Note: Measure Level (dB μ V/m) = Reading Level (dB μ V) + Factor (dB)

Factor (dB) = Cable Loss (dB) + Antenna Factor (dB/m) - Pre_Amplifier Gain (dB)

Site: AC1	Time: 2016/08/15 - 23:04
Limit: FCC_Part15.407_RE(3m)	Engineer: Kevin Ke
Probe: BBHA9120D_1GHz_18GHz	Polarity: Horizontal
EUT: US WI-FI AP 4X4 OD ext. antenna	Power: DC 54V
Test Mode: Transmit by 802.11a at Channel 5745MHz Ant 3	

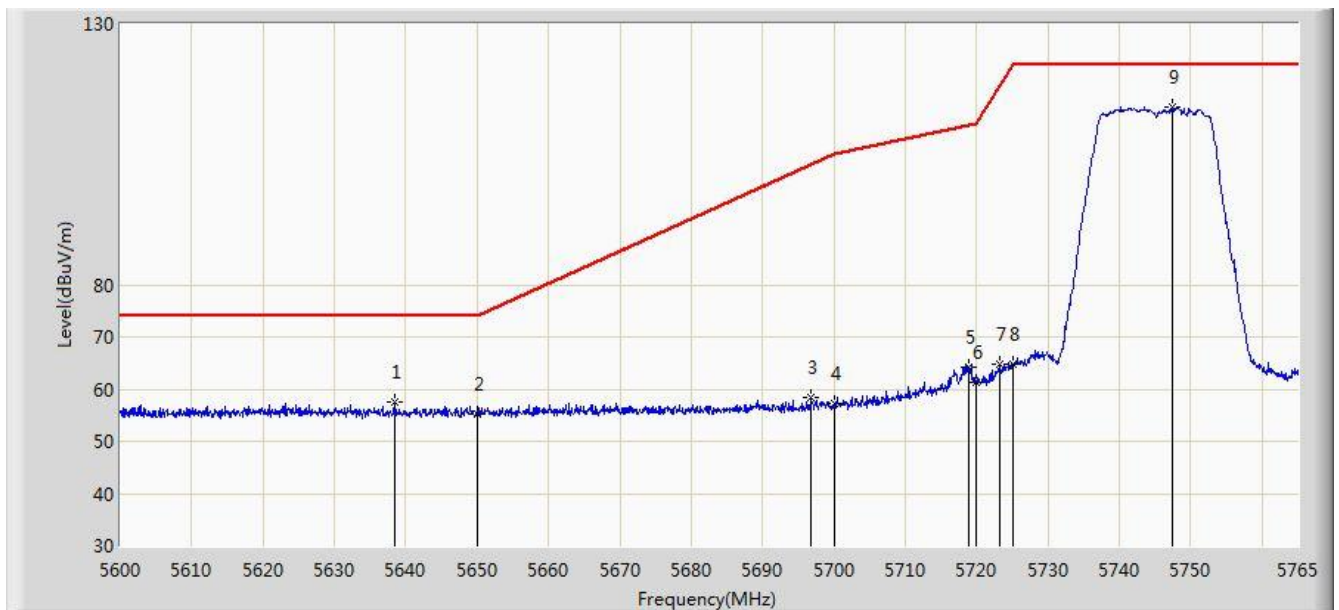


No	Flag	Mark	Frequency (MHz)	Measure Level (dBuV/m)	Reading Level (dBuV)	Margin (dB)	Limit (dBuV/m)	Factor (dB)	Type
1			5642.652	57.174	52.527	-16.826	74.000	4.646	PK
2			5650.000	55.474	50.803	-18.526	74.000	4.671	PK
3			5698.587	58.754	53.883	-45.568	104.322	4.871	PK
4			5700.000	56.860	51.982	-48.340	105.200	4.878	PK
5			5718.470	64.658	59.671	-45.714	110.372	4.986	PK
6			5720.000	61.958	56.961	-48.842	110.800	4.997	PK
7			5724.575	65.075	60.049	-56.156	121.231	5.026	PK
8			5725.000	64.776	59.747	-57.424	122.200	5.029	PK
9		*	5750.645	114.507	109.320	N/A	N/A	5.187	PK

Note: Measure Level (dBμV/m) = Reading Level (dBμV) + Factor (dB)

Factor (dB) = Cable Loss (dB) + Antenna Factor (dB/m) - Pre_Amplifier Gain (dB)

Site: AC1	Time: 2016/08/15 - 23:05
Limit: FCC_Part15.407_RE(3m)	Engineer: Kevin Ke
Probe: BBHA9120D_1GHz_18GHz	Polarity: Vertical
EUT: US WI-FI AP 4X4 OD ext. antenna	Power: DC 54V
Test Mode: Transmit by 802.11a at Channel 5745MHz Ant 3	

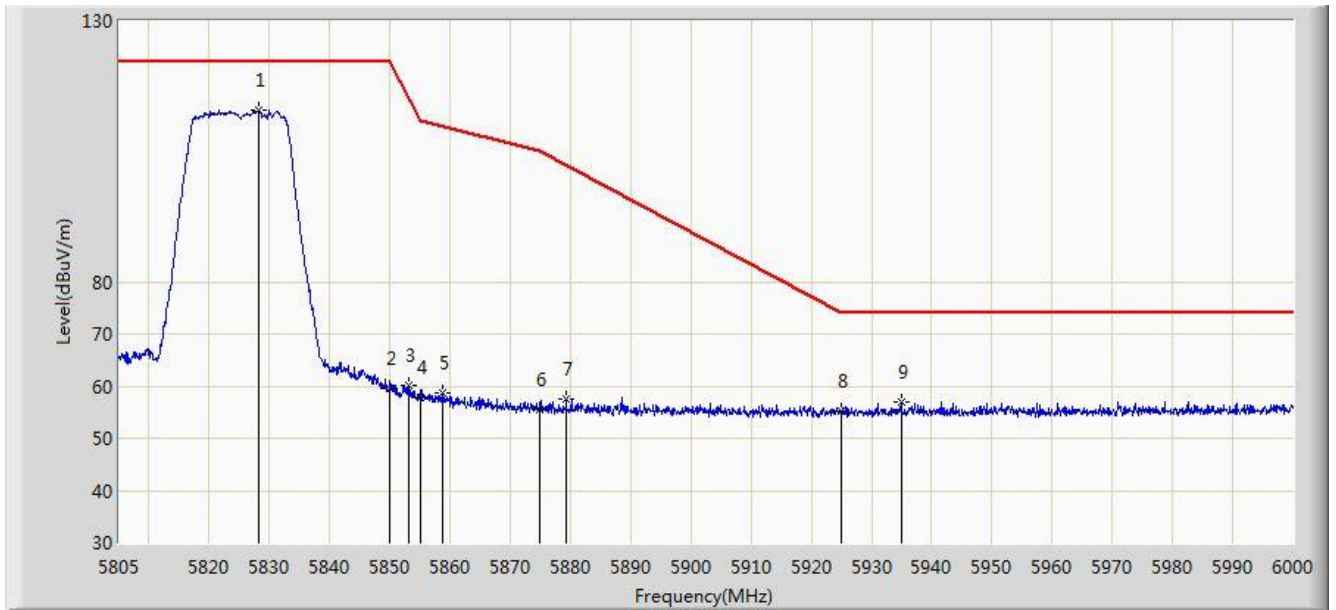


No	Flag	Mark	Frequency (MHz)	Measure Level (dBuV/m)	Reading Level (dBuV)	Margin (dB)	Limit (dBuV/m)	Factor (dB)	Type
1			5638.362	57.476	52.843	-16.524	74.000	4.633	PK
2			5650.000	55.296	50.625	-18.704	74.000	4.671	PK
3			5696.855	58.513	53.651	-44.733	103.246	4.861	PK
4			5700.000	57.150	52.272	-48.050	105.200	4.878	PK
5			5718.800	64.316	59.327	-46.148	110.465	4.989	PK
6			5720.000	61.247	56.250	-49.553	110.800	4.997	PK
7			5723.172	64.738	59.721	-53.295	118.033	5.017	PK
8			5725.000	64.763	59.734	-57.437	122.200	5.029	PK
9		*	5747.510	114.131	108.962	N/A	N/A	5.170	PK

Note: Measure Level (dBμV/m) = Reading Level (dBμV) + Factor (dB)

Factor (dB) = Cable Loss (dB) + Antenna Factor (dB/m) - Pre_Amplifier Gain (dB)

Site: AC1	Time: 2016/08/15 - 23:06
Limit: FCC_Part15.407_RE(3m)	Engineer: Kevin Ke
Probe: BBHA9120D_1GHz_18GHz	Polarity: Horizontal
EUT: US WI-FI AP 4X4 OD ext. antenna	Power: DC 54V
Test Mode: Transmit by 802.11a at Channel 5825MHz Ant 3	

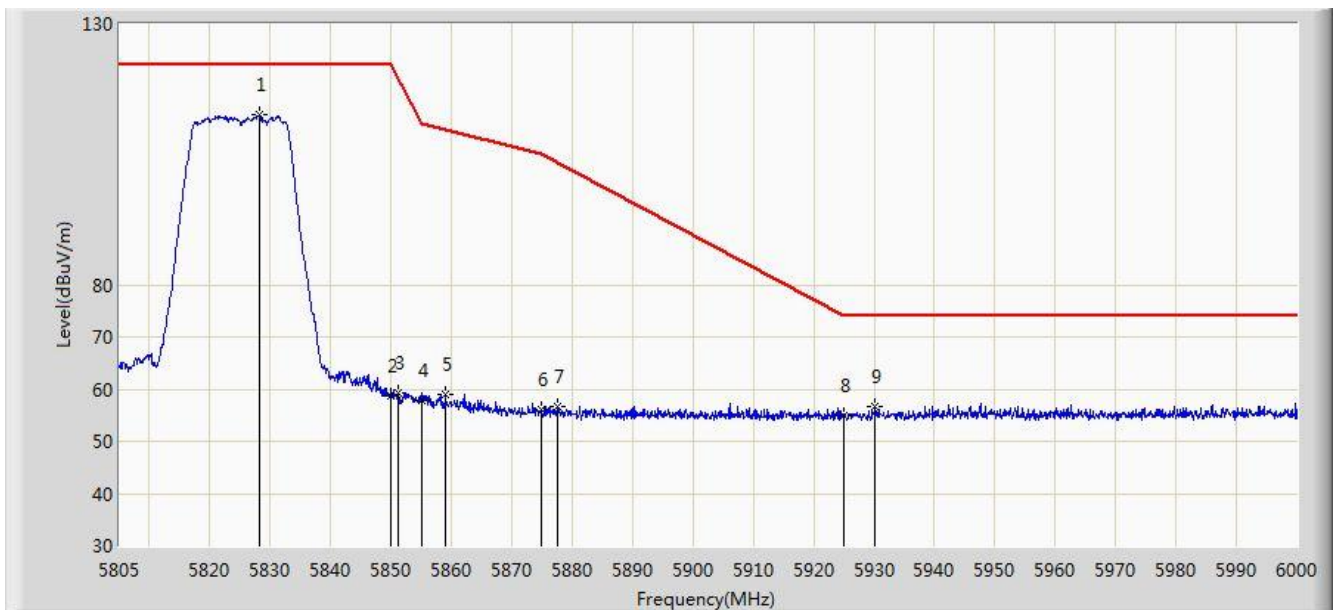


No	Flag	Mark	Frequency (MHz)	Measure Level (dBuV/m)	Reading Level (dBuV)	Margin (dB)	Limit (dBuV/m)	Factor (dB)	Type
1		*	5828.107	112.844	107.238	N/A	N/A	5.606	PK
2			5850.000	59.643	53.917	-62.557	122.200	5.726	PK
3			5853.067	60.047	54.309	-55.159	115.206	5.739	PK
4			5855.000	57.723	51.977	-53.077	110.800	5.746	PK
5			5858.820	58.577	52.815	-51.152	109.729	5.762	PK
6			5875.000	55.513	49.693	-49.687	105.200	5.820	PK
7			5879.295	57.552	51.717	-44.958	102.510	5.834	PK
8			5925.000	55.155	49.189	-18.845	74.000	5.967	PK
9			5934.967	57.058	51.067	-16.942	74.000	5.992	PK

Note: Measure Level (dBμV/m) = Reading Level (dBμV) + Factor (dB)

Factor (dB) = Cable Loss (dB) + Antenna Factor (dB/m) - Pre_Amplifier Gain (dB)

Site: AC1	Time: 2016/08/15 - 23:06
Limit: FCC_Part15.407_RE(3m)	Engineer: Kevin Ke
Probe: BBHA9120D_1GHz_18GHz	Polarity: Vertical
EUT: US WI-FI AP 4X4 OD ext. antenna	Power: DC 54V
Test Mode: Transmit by 802.11a at Channel 5825MHz Ant 3	

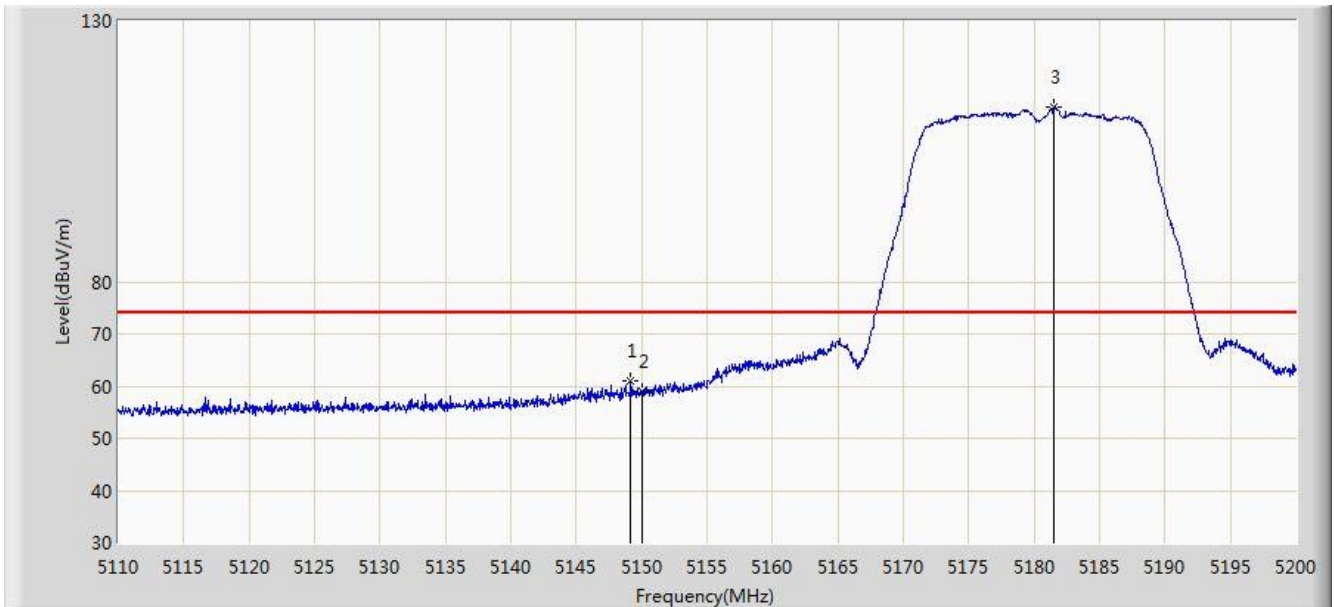


No	Flag	Mark	Frequency (MHz)	Measure Level (dBuV/m)	Reading Level (dBuV)	Margin (dB)	Limit (dBuV/m)	Factor (dB)	Type
1		*	5828.205	112.479	106.872	N/A	N/A	5.607	PK
2			5850.000	58.772	53.046	-63.428	122.200	5.726	PK
3			5851.215	59.376	53.645	-60.053	119.429	5.731	PK
4			5855.000	57.755	52.009	-53.045	110.800	5.746	PK
5			5859.015	59.107	53.344	-50.567	109.674	5.763	PK
6			5875.000	55.945	50.125	-49.255	105.200	5.820	PK
7			5877.638	56.590	50.761	-46.957	103.547	5.829	PK
8			5925.000	54.969	49.003	-19.031	74.000	5.967	PK
9			5930.190	56.645	50.666	-17.355	74.000	5.979	PK

Note: Measure Level (dBμV/m) = Reading Level (dBμV) + Factor (dB)

Factor (dB) = Cable Loss (dB) + Antenna Factor (dB/m) - Pre_Amplifier Gain (dB)

Site: AC1	Time: 2016/08/15 - 23:08
Limit: FCC_Part15.209_RE(3m)	Engineer: Kevin Ke
Probe: BBHA9120D_1GHz_18GHz	Polarity: Horizontal
EUT: US WI-FI AP 4X4 OD ext. antenna	Power: DC 54V
Test Mode: Transmit by 802.11n-HT20 at Channel 5180MHz Ant 3	

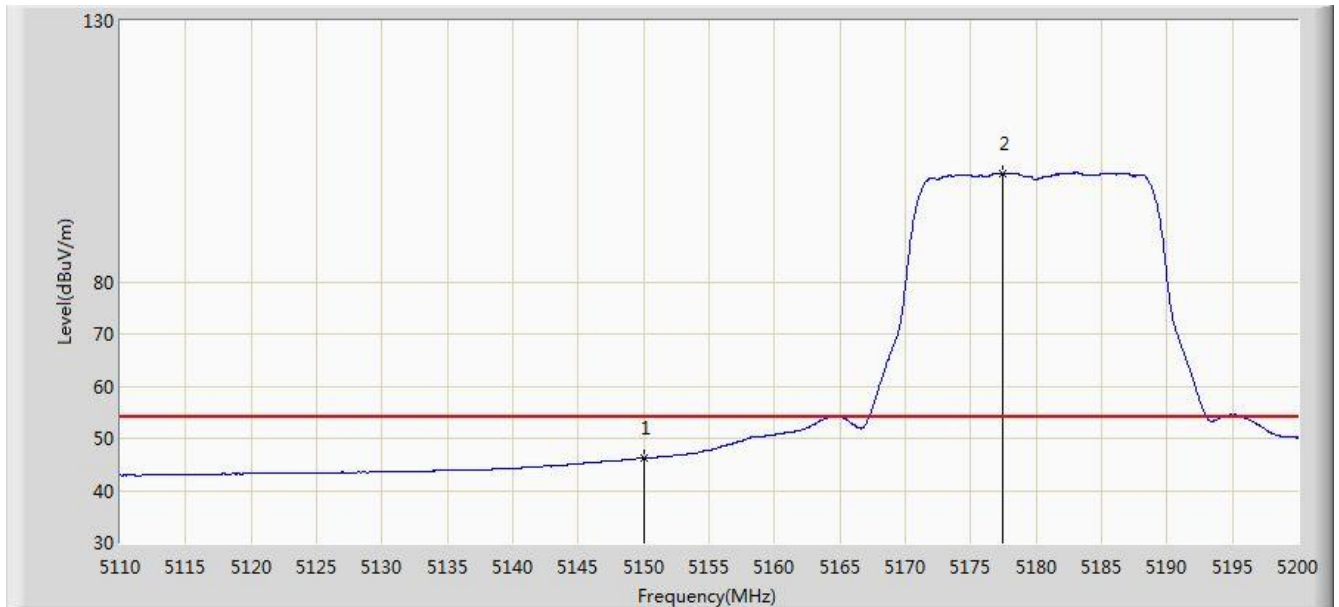


No	Flag	Mark	Frequency (MHz)	Measure Level (dBuV/m)	Reading Level (dBuV)	Margin (dB)	Limit (dBuV/m)	Factor (dB)	Type
1			5149.150	60.986	56.814	-13.014	74.000	4.172	PK
2			5150.000	59.001	54.832	-14.999	74.000	4.170	PK
3		*	5181.505	113.517	109.454	N/A	N/A	4.064	PK

Note: Measure Level (dB μ V/m) = Reading Level (dB μ V) + Factor (dB)

Factor (dB) = Cable Loss (dB) + Antenna Factor (dB/m) - Pre_Amplifier Gain (dB)

Site: AC1	Time: 2016/08/15 - 23:08
Limit: FCC_Part15.209_RE(3m)	Engineer: Kevin Ke
Probe: BBHA9120D_1GHz_18GHz	Polarity: Horizontal
EUT: US WI-FI AP 4X4 OD ext. antenna	Power: DC 54V
Test Mode: Transmit by 802.11n-HT20 at Channel 5180MHz Ant 3	

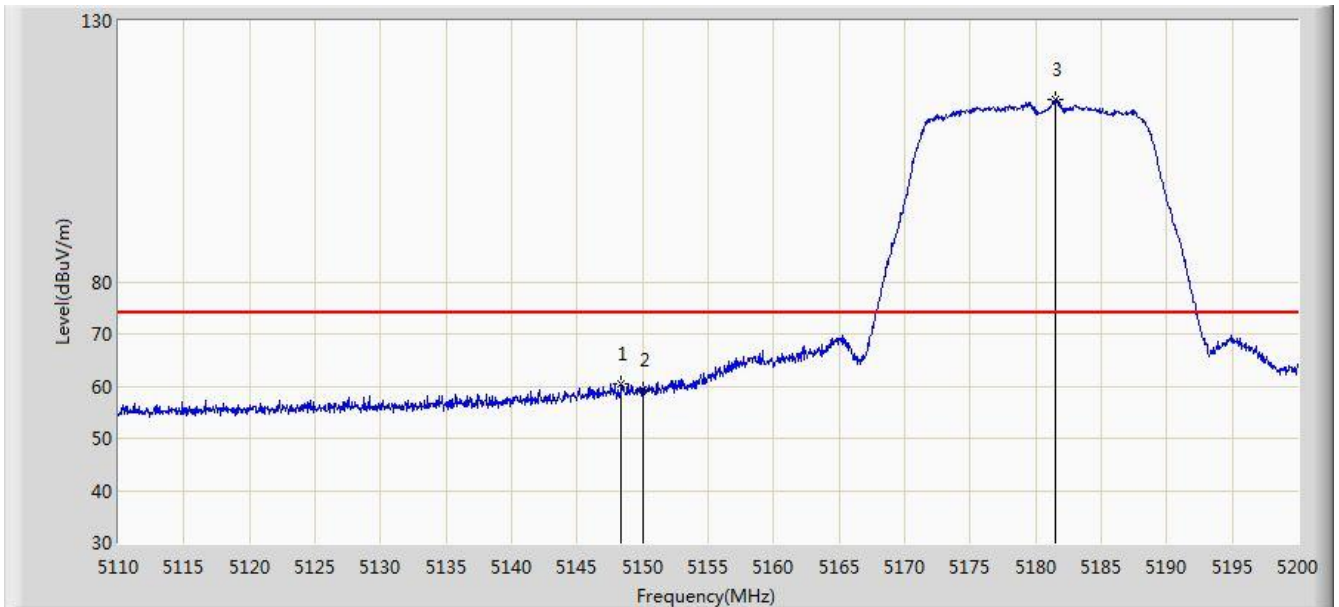


No	Flag	Mark	Frequency (MHz)	Measure Level (dBuV/m)	Reading Level (dBuV)	Margin (dB)	Limit (dBuV/m)	Factor (dB)	Type
1			5150.000	46.214	42.045	-7.786	54.000	4.170	AV
2		*	5177.410	100.682	96.604	N/A	N/A	4.078	AV

Note: Measure Level (dBμV/m) = Reading Level (dBμV) + Factor (dB)

Factor (dB) = Cable Loss (dB) + Antenna Factor (dB/m) - Pre_Amplifier Gain (dB)

Site: AC1	Time: 2016/08/15 - 23:08
Limit: FCC_Part15.209_RE(3m)	Engineer: Kevin Ke
Probe: BBHA9120D_1GHz_18GHz	Polarity: Vertical
EUT: US WI-FI AP 4X4 OD ext. antenna	Power: DC 54V
Test Mode: Transmit by 802.11n-HT20 at Channel 5180MHz Ant 3	

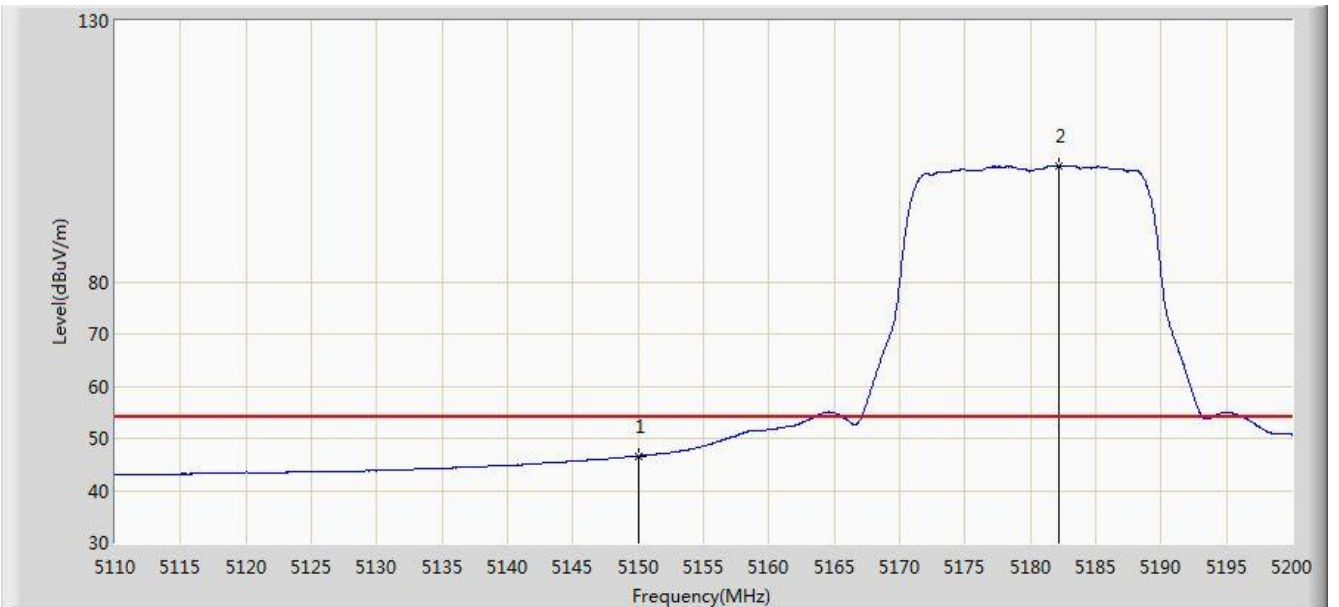


No	Flag	Mark	Frequency (MHz)	Measure Level (dBuV/m)	Reading Level (dBuV)	Margin (dB)	Limit (dBuV/m)	Factor (dB)	Type
1			5148.340	60.303	56.129	-13.697	74.000	4.174	PK
2			5150.000	59.379	55.210	-14.621	74.000	4.170	PK
3		*	5181.460	114.789	110.725	N/A	N/A	4.064	PK

Note: Measure Level (dB μ V/m) = Reading Level (dB μ V) + Factor (dB)

Factor (dB) = Cable Loss (dB) + Antenna Factor (dB/m) - Pre_Amplifier Gain (dB)

Site: AC1	Time: 2016/08/15 - 23:09
Limit: FCC_Part15.209_RE(3m)	Engineer: Kevin Ke
Probe: BBHA9120D_1GHz_18GHz	Polarity: Vertical
EUT: US WI-FI AP 4X4 OD ext. antenna	Power: DC 54V
Test Mode: Transmit by 802.11n-HT20 at Channel 5180MHz Ant 3	

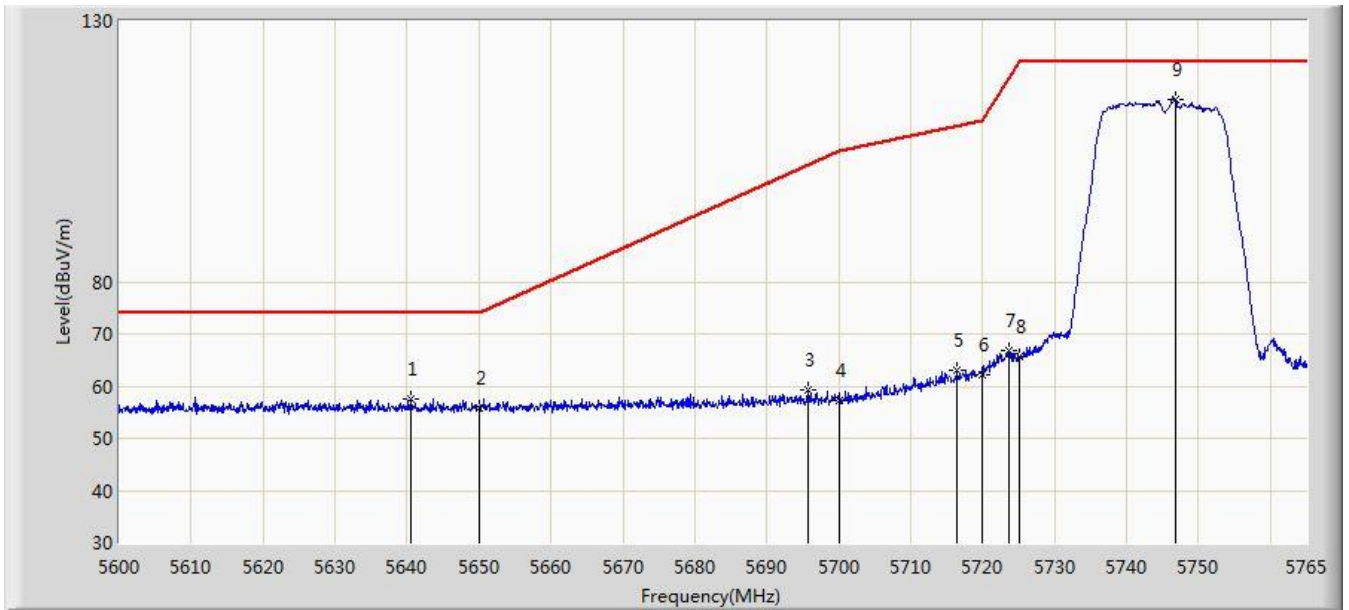


No	Flag	Mark	Frequency (MHz)	Measure Level (dBuV/m)	Reading Level (dBuV)	Margin (dB)	Limit (dBuV/m)	Factor (dB)	Type
1			5150.000	46.550	42.381	-7.450	54.000	4.170	AV
2		*	5182.180	102.250	98.189	N/A	N/A	4.060	AV

Note: Measure Level (dB μ V/m) = Reading Level (dB μ V) + Factor (dB)

Factor (dB) = Cable Loss (dB) + Antenna Factor (dB/m) - Pre_Amplifier Gain (dB)

Site: AC1	Time: 2016/08/15 - 23:17
Limit: FCC_Part15.407_RE(3m)	Engineer: Kevin Ke
Probe: BBHA9120D_1GHz_18GHz	Polarity: Horizontal
EUT: US WI-FI AP 4X4 OD ext. antenna	Power: DC 54V
Test Mode: Transmit by 802.11n-HT20 at Channel 5745MHz Ant 3	

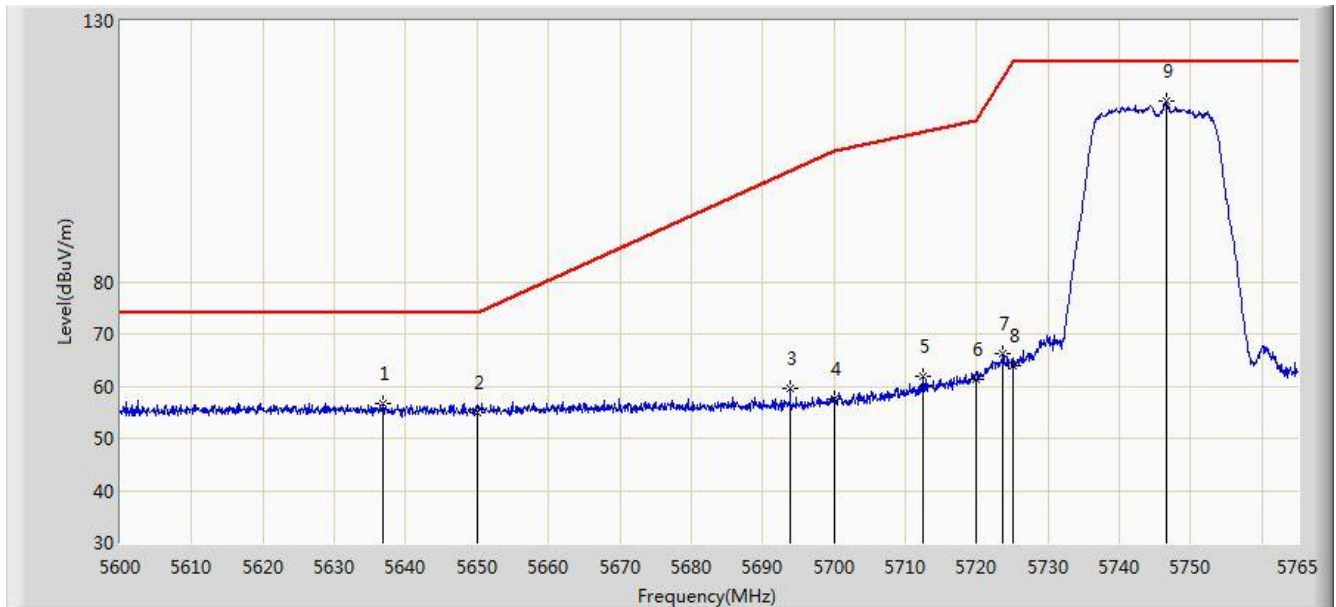


No	Flag	Mark	Frequency (MHz)	Measure Level (dBuV/m)	Reading Level (dBuV)	Margin (dB)	Limit (dBuV/m)	Factor (dB)	Type
1			5640.590	57.502	52.862	-16.498	74.000	4.640	PK
2			5650.000	55.911	51.240	-18.089	74.000	4.671	PK
3			5695.700	59.323	54.468	-43.204	102.528	4.855	PK
4			5700.000	57.255	52.377	-47.945	105.200	4.878	PK
5			5716.408	62.992	58.018	-46.804	109.796	4.974	PK
6			5720.000	62.192	57.195	-48.608	110.800	4.997	PK
7			5723.585	66.892	61.872	-52.083	118.975	5.020	PK
8			5725.000	65.516	60.487	-56.684	122.200	5.029	PK
9		*	5746.768	114.954	109.789	N/A	N/A	5.165	PK

Note: Measure Level (dBμV/m) = Reading Level (dBμV) + Factor (dB)

Factor (dB) = Cable Loss (dB) + Antenna Factor (dB/m) - Pre_Amplifier Gain (dB)

Site: AC1	Time: 2016/08/15 - 23:18
Limit: FCC_Part15.407_RE(3m)	Engineer: Kevin Ke
Probe: BBHA9120D_1GHz_18GHz	Polarity: Vertical
EUT: US WI-FI AP 4X4 OD ext. antenna	Power: DC 54V
Test Mode: Transmit by 802.11n-HT20 at Channel 5745MHz Ant 3	

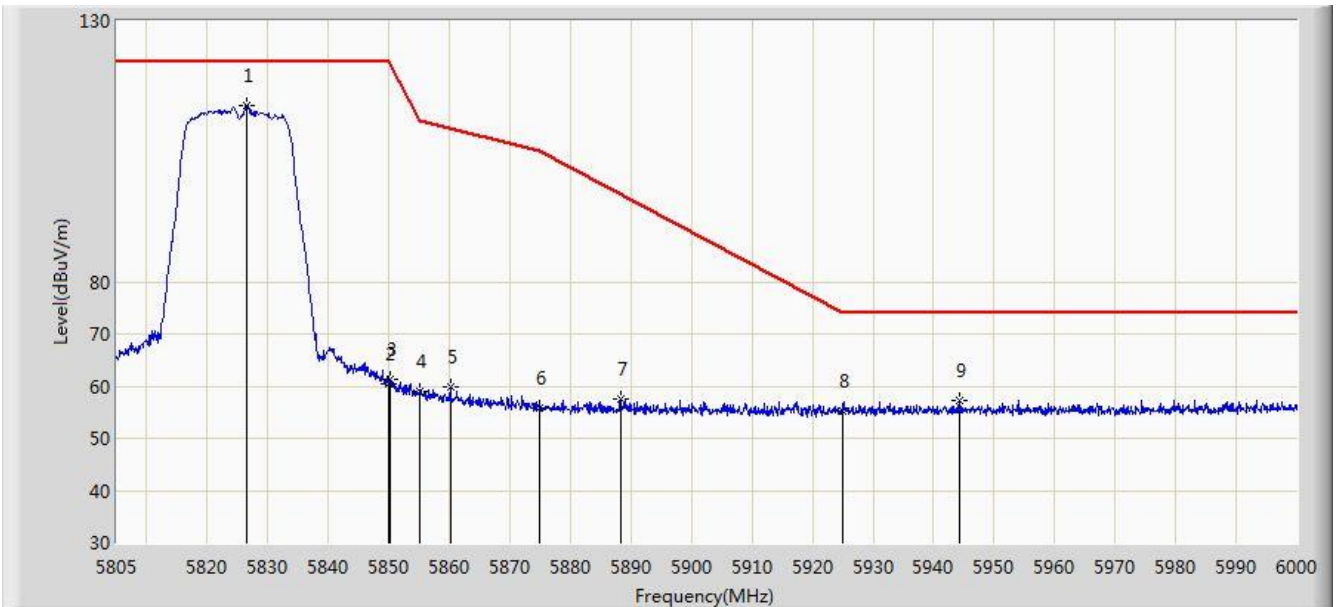


No	Flag	Mark	Frequency (MHz)	Measure Level (dBuV/m)	Reading Level (dBuV)	Margin (dB)	Limit (dBuV/m)	Factor (dB)	Type
1			5636.795	56.647	52.019	-17.353	74.000	4.628	PK
2			5650.000	54.794	50.123	-19.206	74.000	4.671	PK
3			5693.885	59.643	54.797	-41.756	101.399	4.846	PK
4			5700.000	57.672	52.794	-47.528	105.200	4.878	PK
5			5712.447	61.985	57.037	-46.702	108.687	4.948	PK
6			5720.000	61.224	56.227	-49.576	110.800	4.997	PK
7			5723.667	66.113	61.093	-53.048	119.162	5.021	PK
8			5725.000	63.889	58.860	-58.311	122.200	5.029	PK
9		*	5746.685	114.504	109.339	N/A	N/A	5.165	PK

Note: Measure Level (dBμV/m) = Reading Level (dBμV) + Factor (dB)

Factor (dB) = Cable Loss (dB) + Antenna Factor (dB/m) - Pre_Amplifier Gain (dB)

Site: AC1	Time: 2016/08/15 - 23:19
Limit: FCC_Part15.407_RE(3m)	Engineer: Kevin Ke
Probe: BBHA9120D_1GHz_18GHz	Polarity: Horizontal
EUT: US WI-FI AP 4X4 OD ext. antenna	Power: DC 54V
Test Mode: Transmit by 802.11n-HT20 at Channel 5825MHz Ant 3	

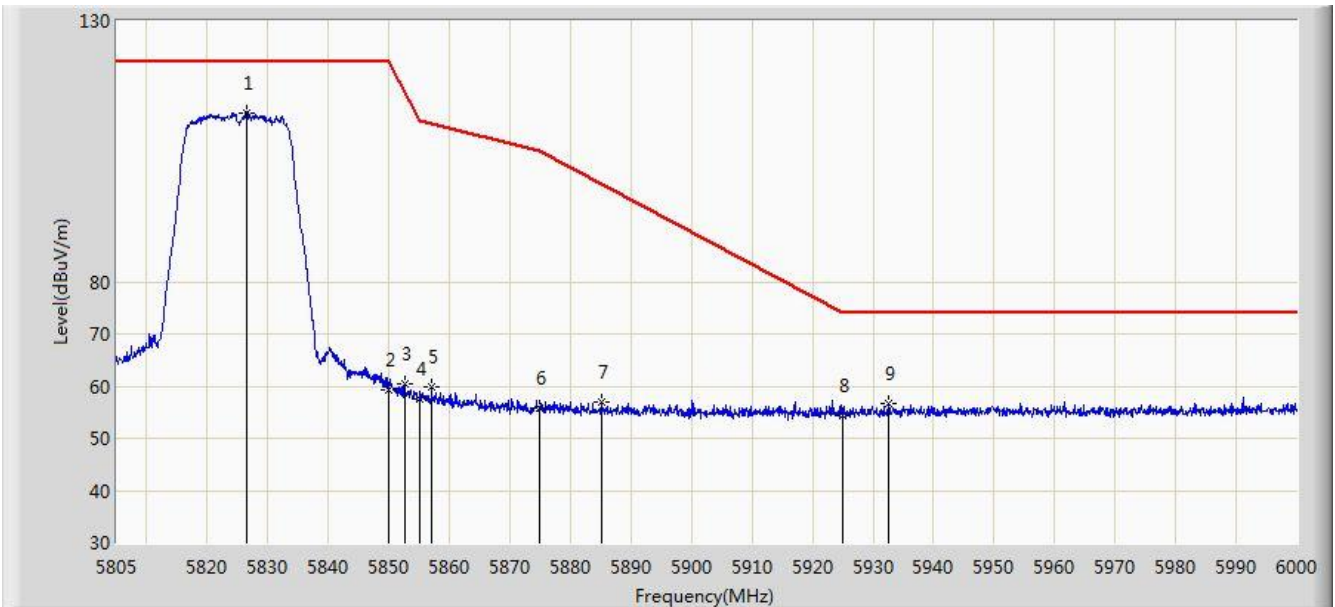


No	Flag	Mark	Frequency (MHz)	Measure Level (dBuV/m)	Reading Level (dBuV)	Margin (dB)	Limit (dBuV/m)	Factor (dB)	Type
1		*	5826.450	113.830	108.234	-8.370	122.200	5.596	PK
2			5850.000	60.383	54.657	-61.817	122.200	5.726	PK
3			5850.240	61.295	55.568	-60.358	121.653	5.726	PK
4			5855.000	59.008	53.262	-51.792	110.800	5.746	PK
5			5860.185	59.773	54.005	-49.574	109.346	5.767	PK
6			5875.000	55.723	49.903	-49.477	105.200	5.820	PK
7			5888.265	57.567	51.702	-39.329	96.897	5.865	PK
8			5925.000	55.142	49.176	-18.858	74.000	5.967	PK
9			5944.328	57.273	51.259	N/A	N/A	6.015	PK

Note: Measure Level (dBμV/m) = Reading Level (dBμV) + Factor (dB)

Factor (dB) = Cable Loss (dB) + Antenna Factor (dB/m) - Pre_Amplifier Gain (dB)

Site: AC1	Time: 2016/08/15 - 23:20
Limit: FCC_Part15.407_RE(3m)	Engineer: Kevin Ke
Probe: BBHA9120D_1GHz_18GHz	Polarity: Vertical
EUT: US WI-FI AP 4X4 OD ext. antenna	Power: DC 54V
Test Mode: Transmit by 802.11n-HT20 at Channel 5825MHz Ant 3	

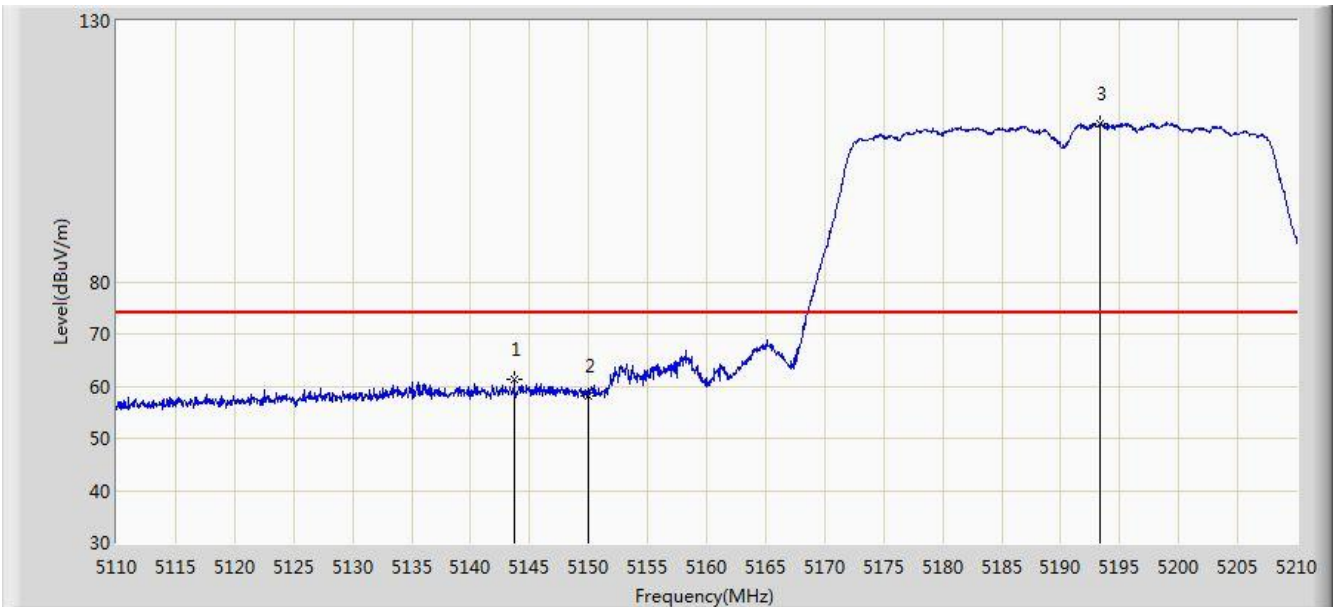


No	Flag	Mark	Frequency (MHz)	Measure Level (dBuV/m)	Reading Level (dBuV)	Margin (dB)	Limit (dBuV/m)	Factor (dB)	Type
1		*	5826.450	112.456	106.860	-9.744	122.200	5.596	PK
2			5850.000	59.389	53.663	-62.811	122.200	5.726	PK
3			5852.580	60.435	54.699	-55.881	116.316	5.736	PK
4			5855.000	57.535	51.789	-53.265	110.800	5.746	PK
5			5857.065	59.982	54.227	-50.239	110.221	5.755	PK
6			5875.000	55.824	50.004	-49.376	105.200	5.820	PK
7			5885.145	56.961	51.106	-41.887	98.848	5.854	PK
8			5925.000	54.393	48.427	-19.607	74.000	5.967	PK
9			5932.627	56.684	50.698	N/A	N/A	5.985	PK

Note: Measure Level (dBμV/m) = Reading Level (dBμV) + Factor (dB)

Factor (dB) = Cable Loss (dB) + Antenna Factor (dB/m) - Pre_Amplifier Gain (dB)

Site: AC1	Time: 2016/08/15 - 23:21
Limit: FCC_Part15.209_RE(3m)	Engineer: Kevin Ke
Probe: BBHA9120D_1GHz_18GHz	Polarity: Horizontal
EUT: US WI-FI AP 4X4 OD ext. antenna	Power: DC 54V
Test Mode: Transmit by 802.11n-HT40 at Channel 5190MHz Ant 3	

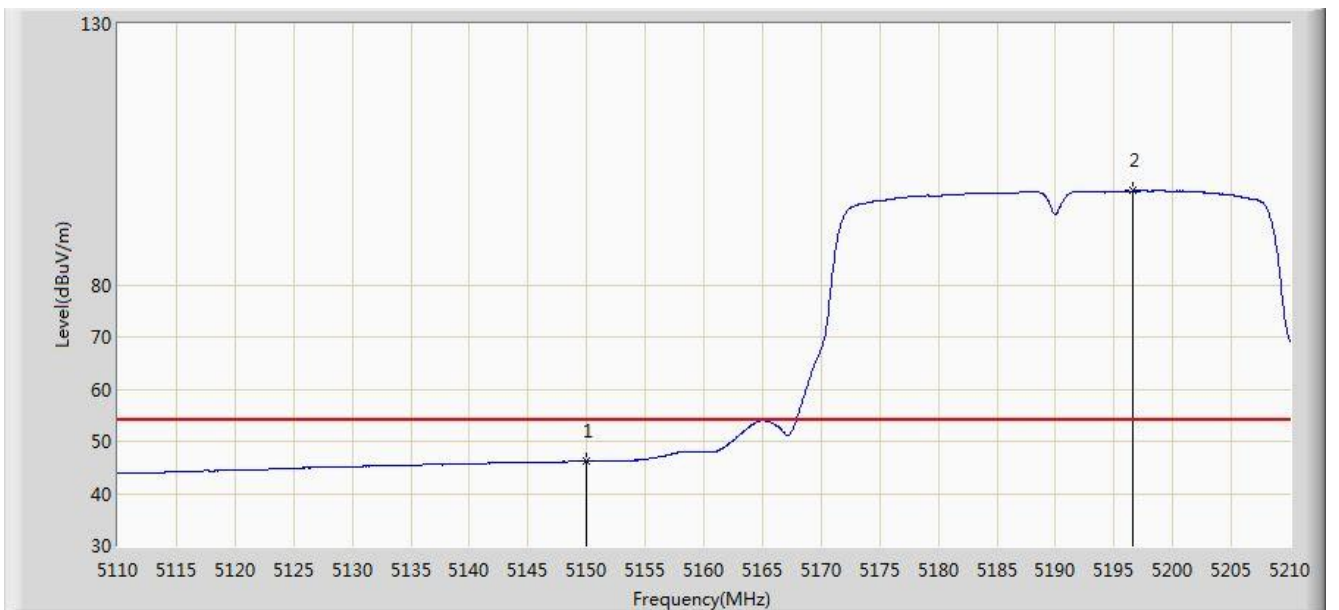


No	Flag	Mark	Frequency (MHz)	Measure Level (dBuV/m)	Reading Level (dBuV)	Margin (dB)	Limit (dBuV/m)	Factor (dB)	Type
1			5143.700	61.163	56.987	-12.837	74.000	4.175	PK
2			5150.000	57.997	53.828	-16.003	74.000	4.170	PK
3		*	5193.300	110.317	106.295	36.317	74.000	4.022	PK

Note: Measure Level (dB μ V/m) = Reading Level (dB μ V) + Factor (dB)

Factor (dB) = Cable Loss (dB) + Antenna Factor (dB/m) - Pre_Amplifier Gain (dB)

Site: AC1	Time: 2016/08/15 - 23:21
Limit: FCC_Part15.209_RE(3m)	Engineer: Kevin Ke
Probe: BBHA9120D_1GHz_18GHz	Polarity: Horizontal
EUT: US WI-FI AP 4X4 OD ext. antenna	Power: DC 54V
Test Mode: Transmit by 802.11n-HT40 at Channel 5190MHz Ant 3	

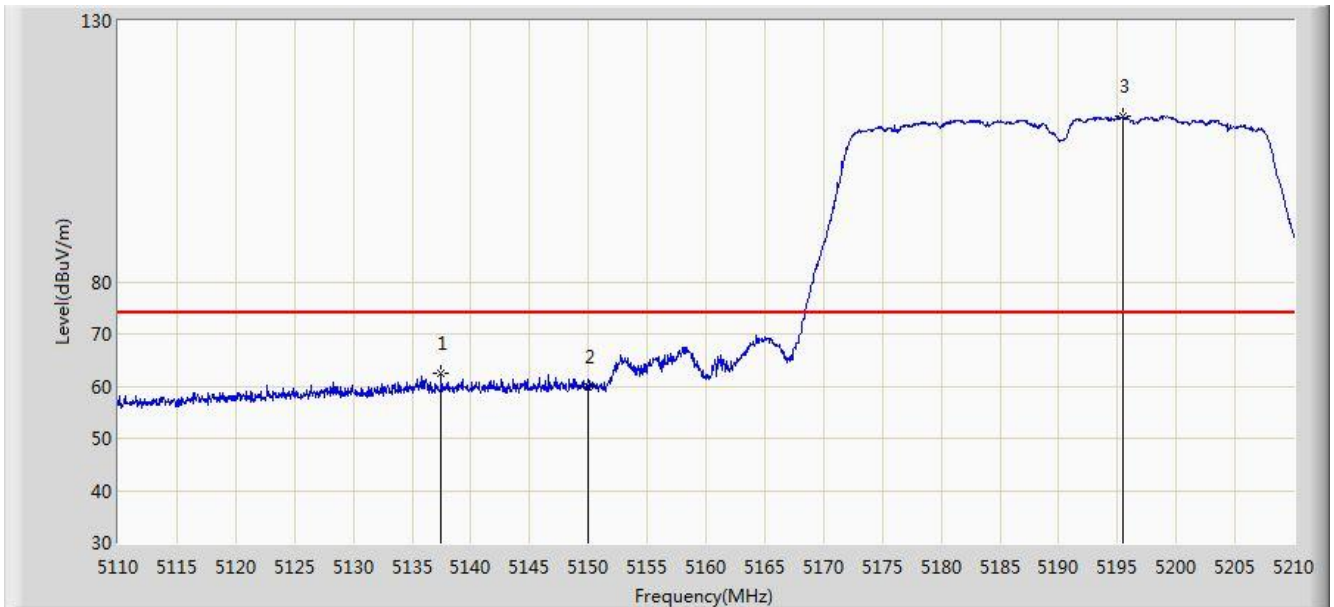


No	Flag	Mark	Frequency (MHz)	Measure Level (dBuV/m)	Reading Level (dBuV)	Margin (dB)	Limit (dBuV/m)	Factor (dB)	Type
1			5150.000	46.094	41.925	-7.906	54.000	4.170	AV
2		*	5196.550	97.982	93.972	N/A	N/A	4.009	AV

Note: Measure Level (dB μ V/m) = Reading Level (dB μ V) + Factor (dB)

Factor (dB) = Cable Loss (dB) + Antenna Factor (dB/m) - Pre_Amplifier Gain (dB)

Site: AC1	Time: 2016/08/15 - 23:22
Limit: FCC_Part15.209_RE(3m)	Engineer: Kevin Ke
Probe: BBHA9120D_1GHz_18GHz	Polarity: Vertical
EUT: US WI-FI AP 4X4 OD ext. antenna	Power: DC 54V
Test Mode: Transmit by 802.11n-HT40 at Channel 5190MHz Ant 3	

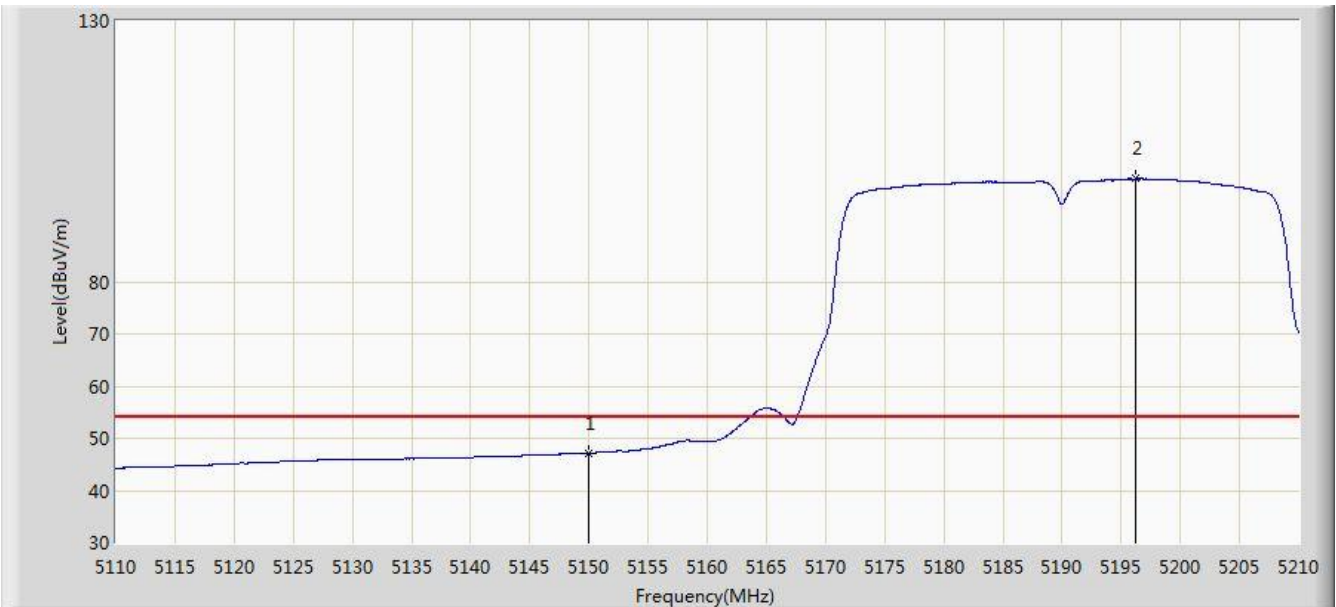


No	Flag	Mark	Frequency (MHz)	Measure Level (dBuV/m)	Reading Level (dBuV)	Margin (dB)	Limit (dBuV/m)	Factor (dB)	Type
1			5137.500	62.583	58.408	-11.417	74.000	4.175	PK
2			5150.000	59.933	55.764	-14.067	74.000	4.170	PK
3		*	5195.500	111.630	107.616	N/A	N/A	4.014	PK

Note: Measure Level (dB μ V/m) = Reading Level (dB μ V) + Factor (dB)

Factor (dB) = Cable Loss (dB) + Antenna Factor (dB/m) - Pre_Amplifier Gain (dB)

Site: AC1	Time: 2016/08/15 - 23:23
Limit: FCC_Part15.209_RE(3m)	Engineer: Kevin Ke
Probe: BBHA9120D_1GHz_18GHz	Polarity: Vertical
EUT: US WI-FI AP 4X4 OD ext. antenna	Power: DC 54V
Test Mode: Transmit by 802.11n-HT40 at Channel 5190MHz Ant 3	

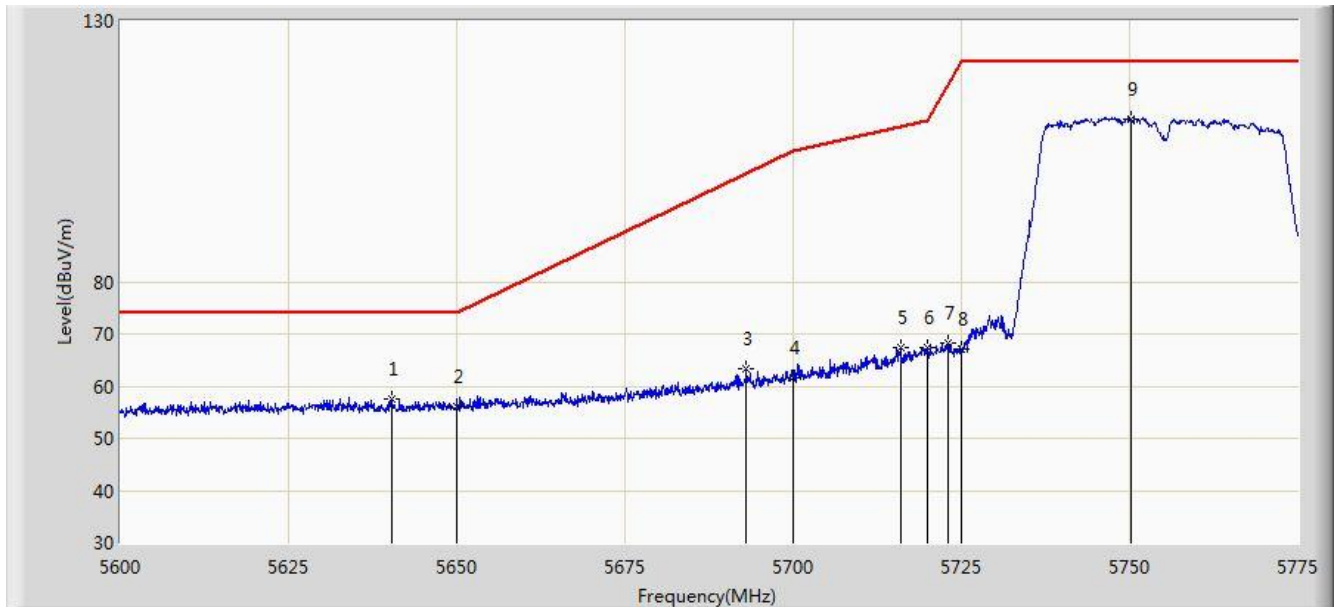


No	Flag	Mark	Frequency (MHz)	Measure Level (dBuV/m)	Reading Level (dBuV)	Margin (dB)	Limit (dBuV/m)	Factor (dB)	Type
1			5150.000	47.185	43.016	-6.815	54.000	4.170	AV
2		*	5196.250	99.721	95.710	N/A	N/A	4.011	AV

Note: Measure Level (dBμV/m) = Reading Level (dBμV) + Factor (dB)

Factor (dB) = Cable Loss (dB) + Antenna Factor (dB/m) - Pre_Amplifier Gain (dB)

Site: AC1	Time: 2016/08/15 - 23:30
Limit: FCC_Part15.407_RE(3m)	Engineer: Kevin Ke
Probe: BBHA9120D_1GHz_18GHz	Polarity: Horizontal
EUT: US WI-FI AP 4X4 OD ext. antenna	Power: DC 54V
Test Mode: Transmit by 802.11n-HT40 at Channel 5755MHz Ant 3	

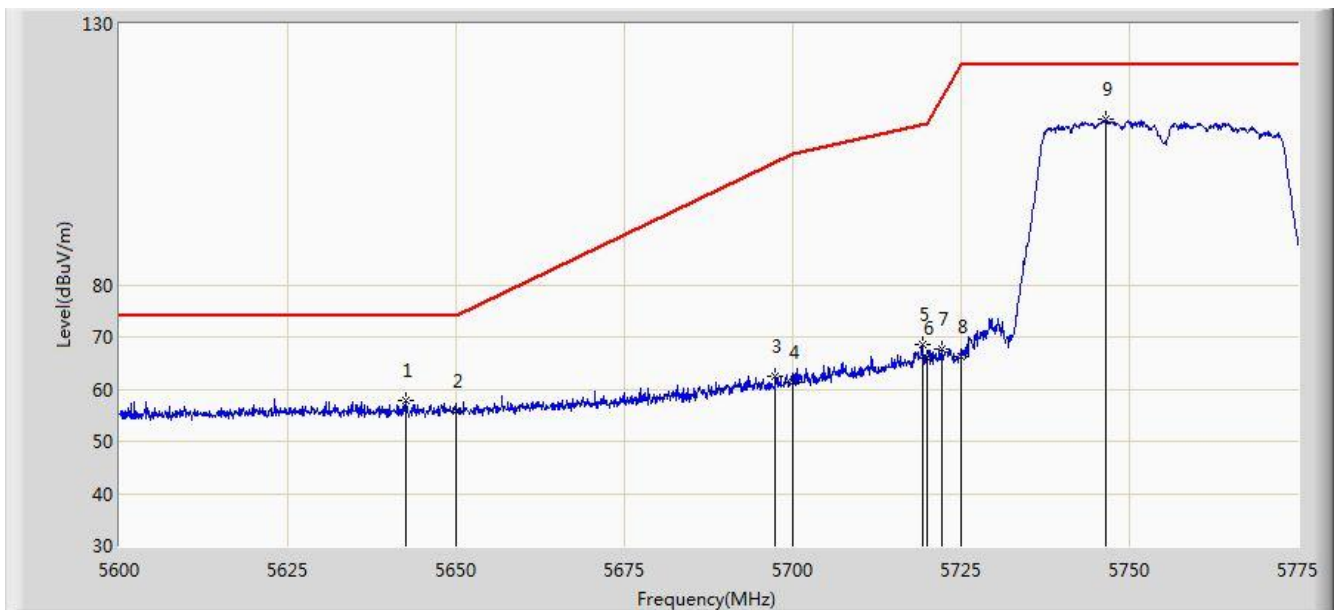


No	Flag	Mark	Frequency (MHz)	Measure Level (dBuV/m)	Reading Level (dBuV)	Margin (dB)	Limit (dBuV/m)	Factor (dB)	Type
1			5640.425	57.406	52.767	-16.594	74.000	4.639	PK
2			5650.000	56.172	51.501	-17.828	74.000	4.671	PK
3			5693.013	63.445	58.604	-37.411	100.857	4.841	PK
4			5700.000	61.685	56.807	-43.515	105.200	4.878	PK
5			5716.025	67.434	62.463	-42.254	109.689	4.971	PK
6			5720.000	67.301	62.304	-43.499	110.800	4.997	PK
7			5723.112	68.123	63.106	-49.774	117.897	5.017	PK
8			5725.000	67.185	62.156	-55.015	122.200	5.029	PK
9		*	5750.150	111.296	106.112	N/A	N/A	5.184	PK

Note: Measure Level (dB μ V/m) = Reading Level (dB μ V) + Factor (dB)

Factor (dB) = Cable Loss (dB) + Antenna Factor (dB/m) - Pre_Amplifier Gain (dB)

Site: AC1	Time: 2016/08/15 - 23:33
Limit: FCC_Part15.407_RE(3m)	Engineer: Kevin Ke
Probe: BBHA9120D_1GHz_18GHz	Polarity: Vertical
EUT: US WI-FI AP 4X4 OD ext. antenna	Power: DC 54V
Test Mode: Transmit by 802.11n-HT40 at Channel 5755MHz Ant 3	

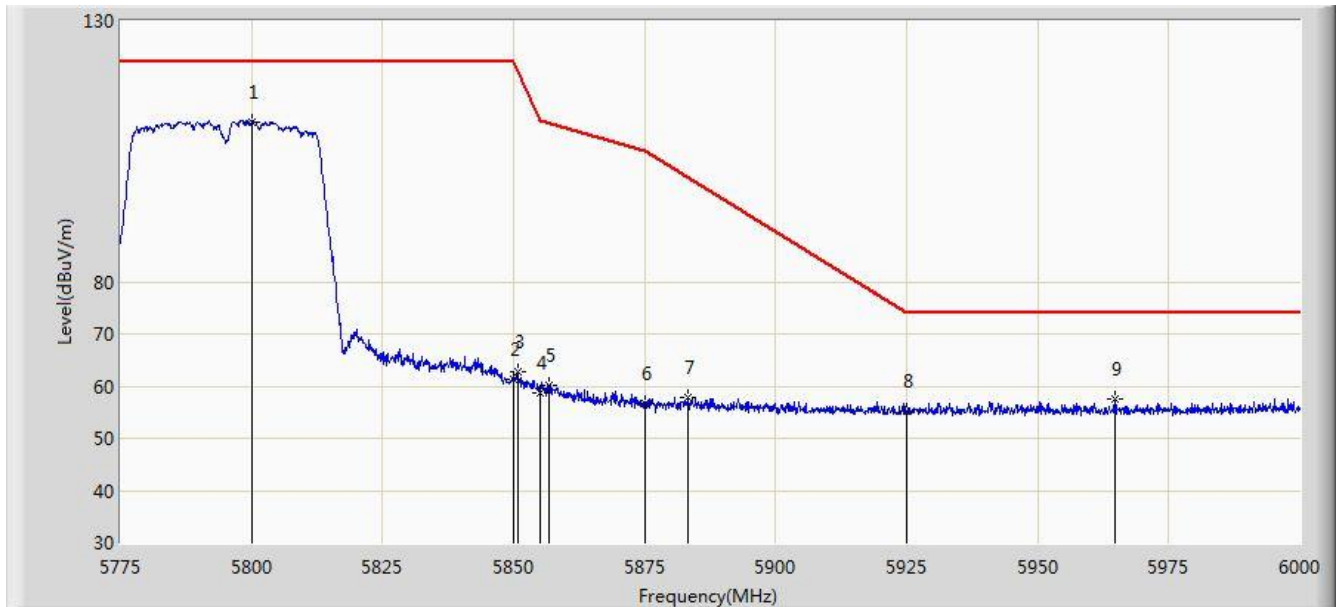


No	Flag	Mark	Frequency (MHz)	Measure Level (dBuV/m)	Reading Level (dBuV)	Margin (dB)	Limit (dBuV/m)	Factor (dB)	Type
1			5642.612	57.904	41.977	-16.096	74.000	15.927	PK
2			5650.000	55.928	39.985	-18.072	74.000	15.943	PK
3			5697.475	62.580	46.518	-41.051	103.631	16.062	PK
4			5700.000	61.400	45.329	-43.800	105.200	16.071	PK
5			5719.263	68.599	52.448	-41.995	110.594	16.151	PK
6			5720.000	65.997	49.842	-44.803	110.800	16.155	PK
7			5722.062	67.647	51.483	-47.855	115.503	16.164	PK
8			5725.000	66.114	49.936	-56.086	122.200	16.178	PK
9		*	5746.388	111.659	95.384	N/A	N/A	16.275	PK

Note: Measure Level (dBμV/m) = Reading Level (dBμV) + Factor (dB)

Factor (dB) = Cable Loss (dB) + Antenna Factor (dB/m) - Pre_Amplifier Gain (dB)

Site: AC1	Time: 2016/08/15 - 23:34
Limit: FCC_Part15.407_RE(3m)	Engineer: Kevin Ke
Probe: BBHA9120D_1GHz_18GHz	Polarity: Horizontal
EUT: US WI-FI AP 4X4 OD ext. antenna	Power: DC 54V
Test Mode: Transmit by 802.11n-HT40 at Channel 5795MHz Ant 3	

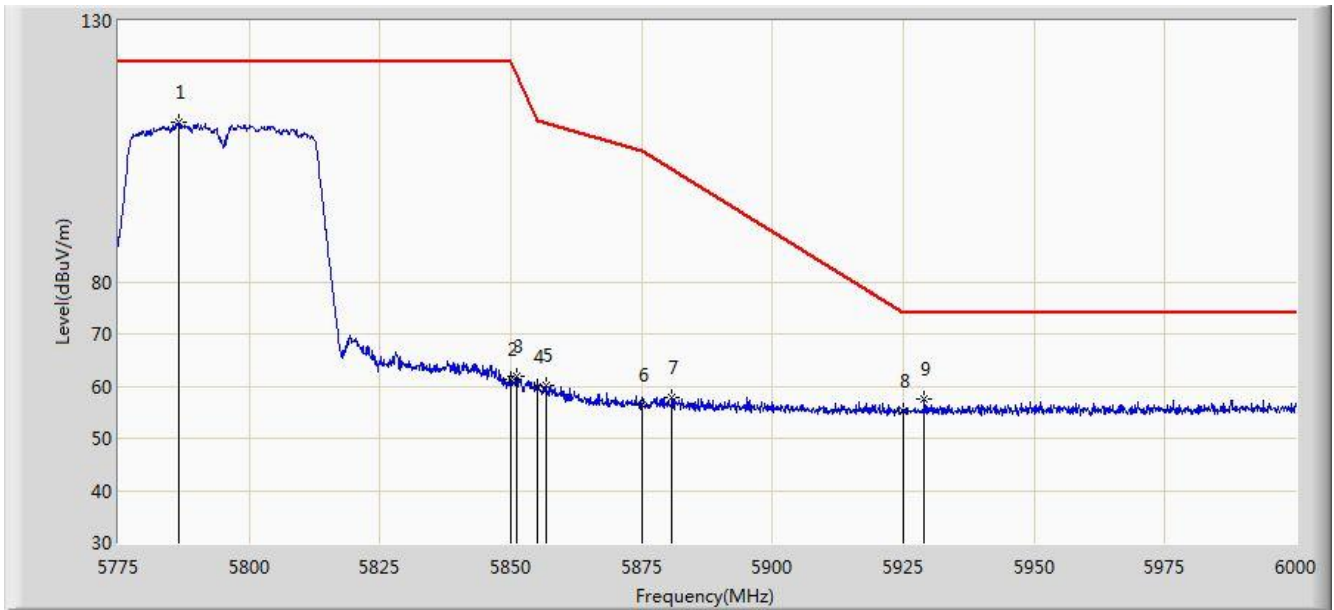


No	Flag	Mark	Frequency (MHz)	Measure Level (dBuV/m)	Reading Level (dBuV)	Margin (dB)	Limit (dBuV/m)	Factor (dB)	Type
1		*	5800.087	110.598	105.152	N/A	N/A	5.445	PK
2			5850.000	61.304	55.578	-60.896	122.200	5.726	PK
3			5850.712	62.764	57.036	-57.812	120.576	5.729	PK
4			5855.000	58.739	52.993	-52.061	110.800	5.746	PK
5			5856.788	60.154	54.400	-50.145	110.299	5.754	PK
6			5875.000	56.627	50.807	-48.573	105.200	5.820	PK
7			5883.337	57.809	51.961	-42.170	99.979	5.848	PK
8			5925.000	55.146	49.180	-18.854	74.000	5.967	PK
9			5964.675	57.497	51.445	-16.503	74.000	6.053	PK

Note: Measure Level (dBμV/m) = Reading Level (dBμV) + Factor (dB)

Factor (dB) = Cable Loss (dB) + Antenna Factor (dB/m) - Pre_Amplifier Gain (dB)

Site: AC1	Time: 2016/08/15 - 23:35
Limit: FCC_Part15.407_RE(3m)	Engineer: Kevin Ke
Probe: BBHA9120D_1GHz_18GHz	Polarity: Vertical
EUT: US WI-FI AP 4X4 OD ext. antenna	Power: DC 54V
Test Mode: Transmit by 802.11n-HT40 at Channel 5795MHz Ant 3	

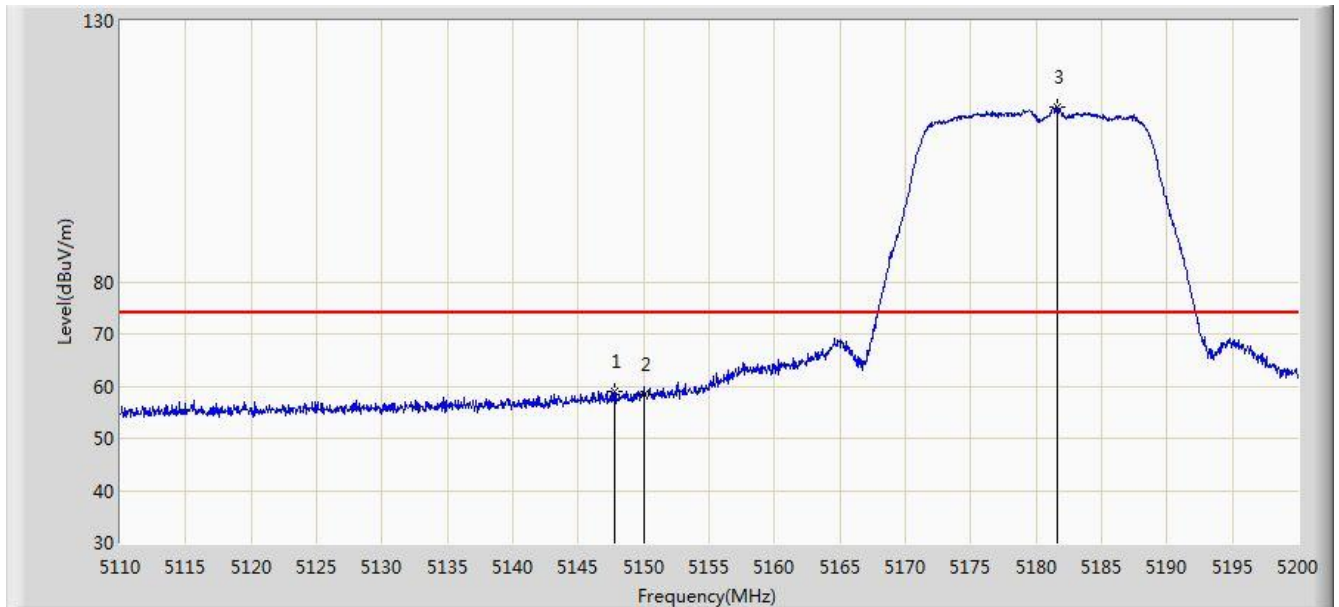


No	Flag	Mark	Frequency (MHz)	Measure Level (dBuV/m)	Reading Level (dBuV)	Margin (dB)	Limit (dBuV/m)	Factor (dB)	Type
1		*	5786.475	110.661	105.287	N/A	N/A	5.374	PK
2			5850.000	61.294	55.568	-60.906	122.200	5.726	PK
3			5851.050	61.917	56.187	-57.888	119.805	5.730	PK
4			5855.000	59.902	54.156	-50.898	110.800	5.746	PK
5			5856.788	60.055	54.301	-50.244	110.299	5.754	PK
6			5875.000	56.251	50.431	-48.949	105.200	5.820	PK
7			5880.862	57.960	52.120	-43.568	101.528	5.840	PK
8			5925.000	55.140	49.174	-18.860	74.000	5.967	PK
9			5929.013	57.586	51.609	-16.414	74.000	5.976	PK

Note: Measure Level (dBμV/m) = Reading Level (dBμV) + Factor (dB)

Factor (dB) = Cable Loss (dB) + Antenna Factor (dB/m) - Pre_Amplifier Gain (dB)

Site: AC1	Time: 2016/08/15 - 23:36
Limit: FCC_Part15.209_RE(3m)	Engineer: Kevin Ke
Probe: BBHA9120D_1GHz_18GHz	Polarity: Horizontal
EUT: US WI-FI AP 4X4 OD ext. antenna	Power: DC 54V
Test Mode: Transmit by 802.11ac-VHT20 at Channel 5180MHz Ant 3	



No	Flag	Mark	Frequency (MHz)	Measure Level (dBuV/m)	Reading Level (dBuV)	Margin (dB)	Limit (dBuV/m)	Factor (dB)	Type
1			5147.755	59.112	54.936	-14.888	74.000	4.176	PK
2			5150.000	58.491	54.322	-15.509	74.000	4.170	PK
3		*	5181.595	113.482	109.419	N/A	N/A	4.063	PK

Note: Measure Level (dB μ V/m) = Reading Level (dB μ V) + Factor (dB)

Factor (dB) = Cable Loss (dB) + Antenna Factor (dB/m) - Pre_Amplifier Gain (dB)

Site: AC1	Time: 2016/08/15 - 23:36
Limit: FCC_Part15.209_RE(3m)	Engineer: Kevin Ke
Probe: BBHA9120D_1GHz_18GHz	Polarity: Horizontal
EUT: US WI-FI AP 4X4 OD ext. antenna	Power: DC 54V
Test Mode: Transmit by 802.11ac-VHT20 at Channel 5180MHz Ant 3	

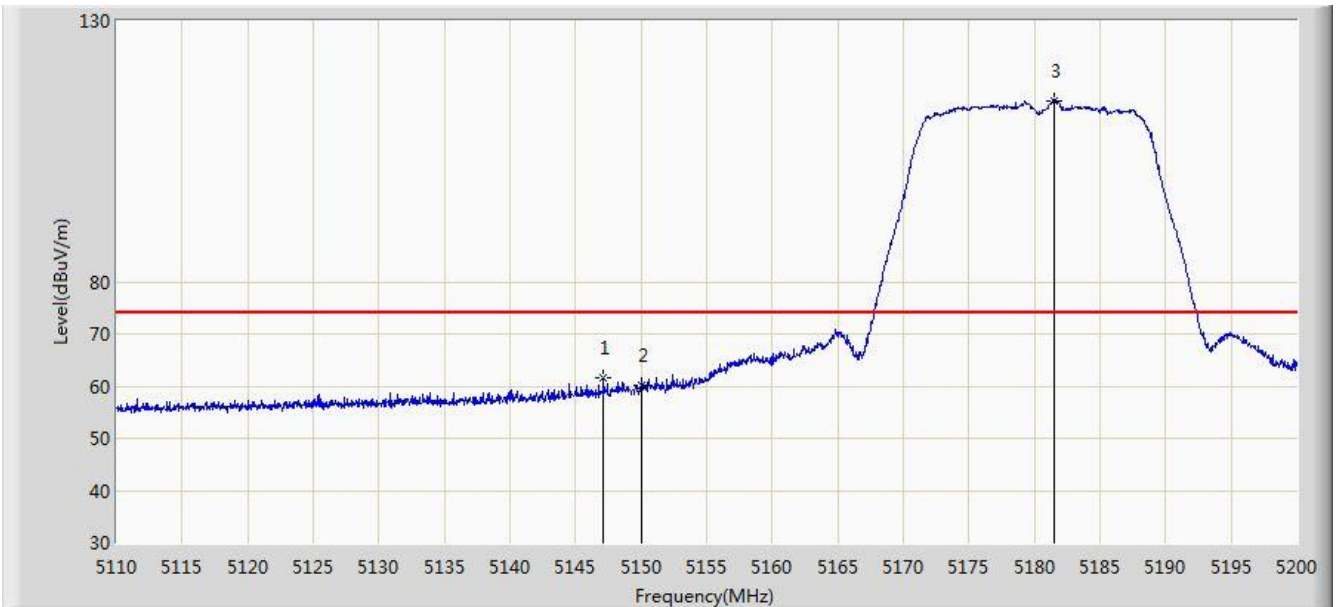


No	Flag	Mark	Frequency (MHz)	Measure Level (dBuV/m)	Reading Level (dBuV)	Margin (dB)	Limit (dBuV/m)	Factor (dB)	Type
1			5150.000	45.842	41.673	-8.158	54.000	4.170	AV
2		*	5182.855	100.982	96.923	N/A	N/A	4.059	AV

Note: Measure Level (dBuV/m) = Reading Level (dBuV) + Factor (dB)

Factor (dB) = Cable Loss (dB) + Antenna Factor (dB/m) - Pre_Amplifier Gain (dB)

Site: AC1	Time: 2016/08/15 - 23:37
Limit: FCC_Part15.209_RE(3m)	Engineer: Kevin Ke
Probe: BBHA9120D_1GHz_18GHz	Polarity: Vertical
EUT: US WI-FI AP 4X4 OD ext. antenna	Power: DC 54V
Test Mode: Transmit by 802.11ac-VHT20 at Channel 5180MHz Ant 3	

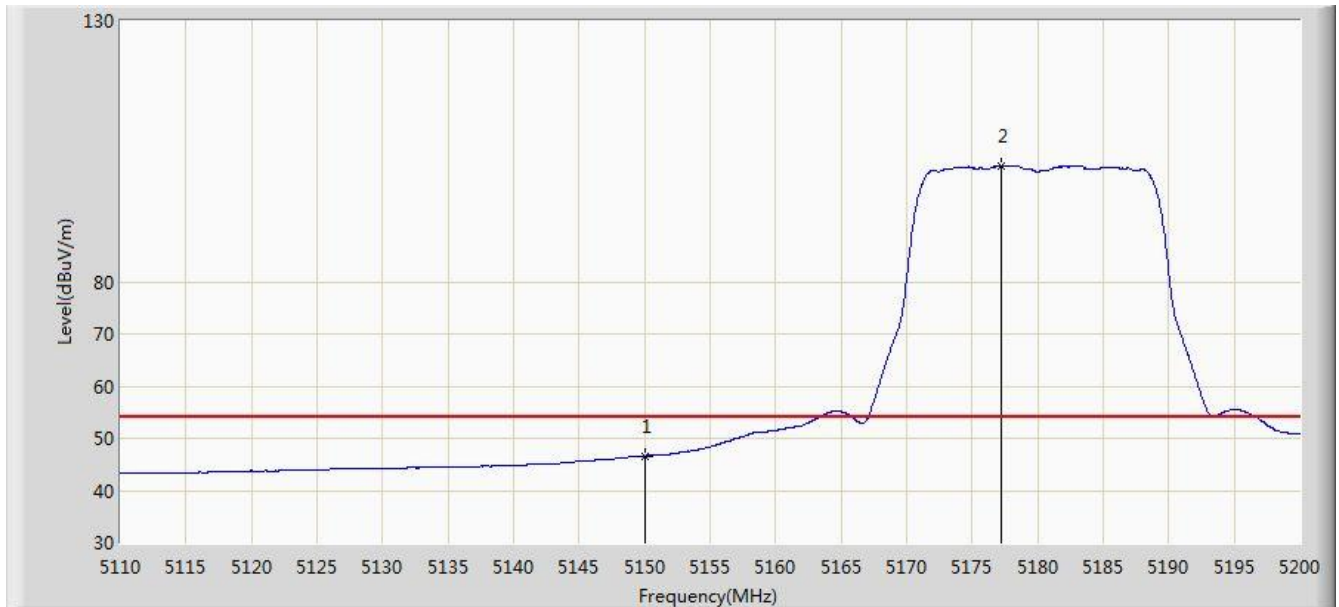


No	Flag	Mark	Frequency (MHz)	Measure Level (dBuV/m)	Reading Level (dBuV)	Margin (dB)	Limit (dBuV/m)	Factor (dB)	Type
1			5147.125	61.578	57.402	-12.422	74.000	4.176	PK
2			5150.000	60.232	56.063	-13.768	74.000	4.170	PK
3		*	5181.460	114.679	110.615	N/A	N/A	4.064	PK

Note: Measure Level (dB μ V/m) = Reading Level (dB μ V) + Factor (dB)

Factor (dB) = Cable Loss (dB) + Antenna Factor (dB/m) - Pre_Amplifier Gain (dB)

Site: AC1	Time: 2016/08/15 - 23:38
Limit: FCC_Part15.209_RE(3m)	Engineer: Kevin Ke
Probe: BBHA9120D_1GHz_18GHz	Polarity: Vertical
EUT: US WI-FI AP 4X4 OD ext. antenna	Power: DC 54V
Test Mode: Transmit by 802.11ac-VHT20 at Channel 5180MHz Ant 3	

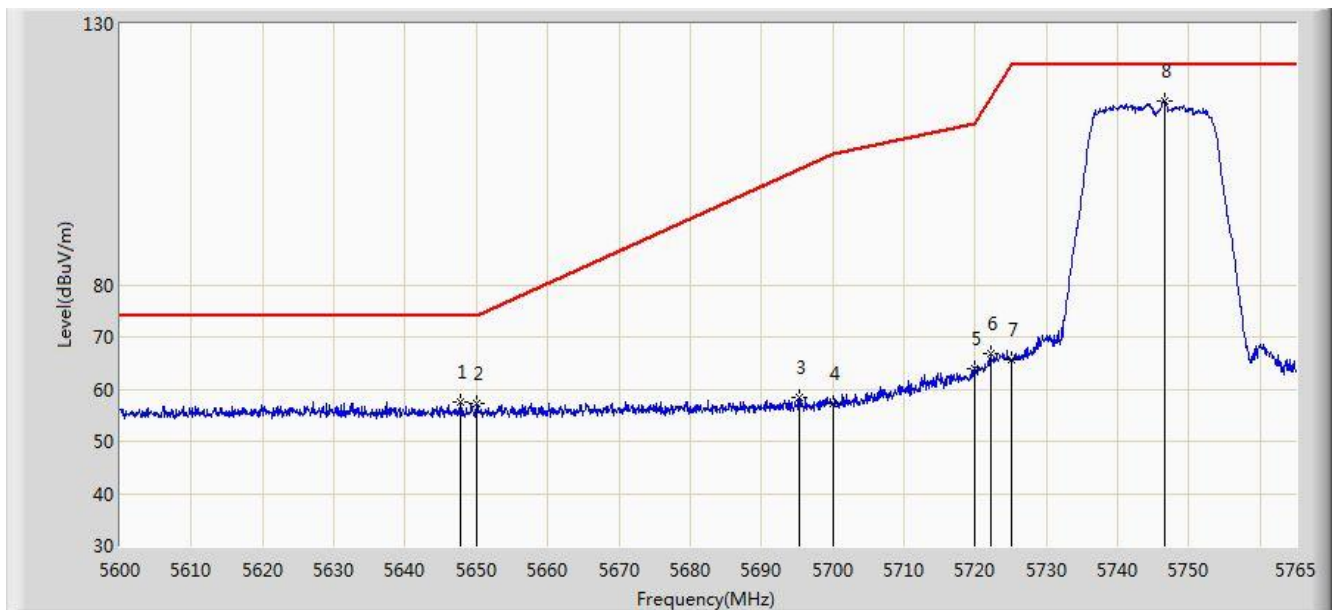


No	Flag	Mark	Frequency (MHz)	Measure Level (dBuV/m)	Reading Level (dBuV)	Margin (dB)	Limit (dBuV/m)	Factor (dB)	Type
1			5150.000	46.582	42.413	-7.418	54.000	4.170	AV
2		*	5177.185	102.209	98.130	N/A	N/A	4.078	AV

Note: Measure Level (dB μ V/m) = Reading Level (dB μ V) + Factor (dB)

Factor (dB) = Cable Loss (dB) + Antenna Factor (dB/m) - Pre_Amplifier Gain (dB)

Site: AC1	Time: 2016/08/15 - 23:46
Limit: FCC_Part15.407_RE(3m)	Engineer: Kevin Ke
Probe: BBHA9120D_1GHz_18GHz	Polarity: Horizontal
EUT: US WI-FI AP 4X4 OD ext. antenna	Power: DC 54V
Test Mode: Transmit by 802.11ac-VHT20 at Channel 5745MHz Ant 3	

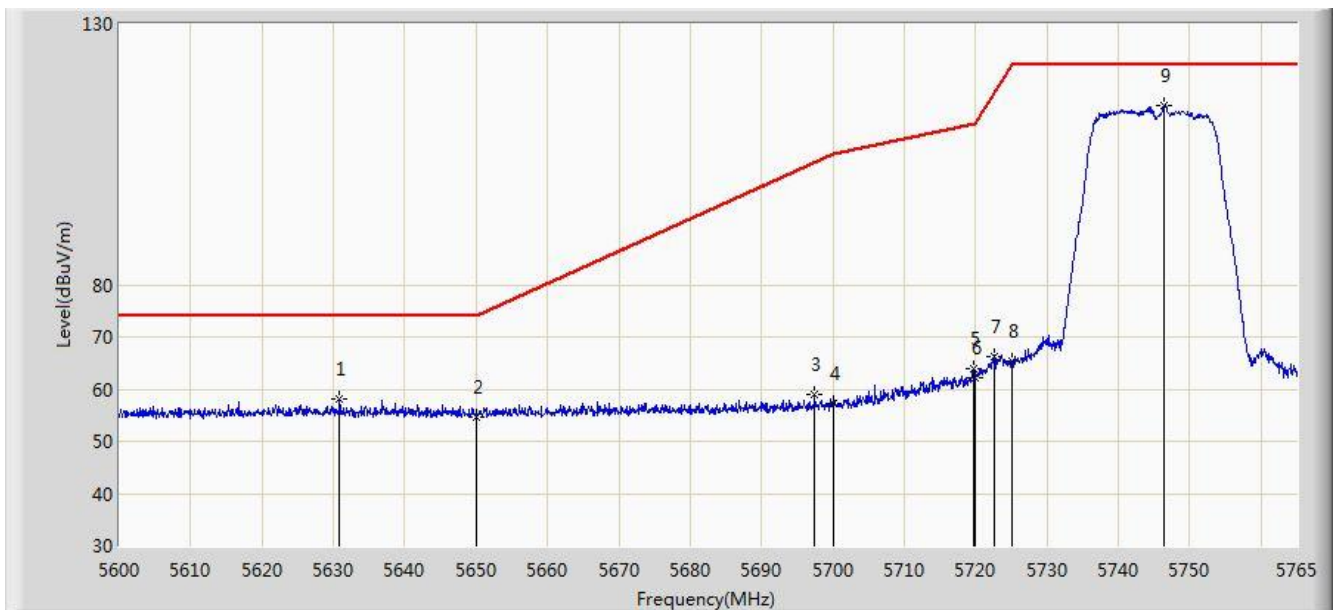


No	Flag	Mark	Frequency (MHz)	Measure Level (dBuV/m)	Reading Level (dBuV)	Margin (dB)	Limit (dBuV/m)	Factor (dB)	Type
1			5647.685	57.507	52.844	-16.493	74.000	4.663	PK
2			5650.000	57.154	52.483	-16.846	74.000	4.671	PK
3			5695.288	58.310	53.457	-43.961	102.271	4.853	PK
4			5700.000	57.228	52.350	-47.972	105.200	4.878	PK
5			5720.000	63.928	58.931	-46.872	110.800	4.997	PK
6			5722.100	66.820	61.810	-48.769	115.589	5.010	PK
7			5725.000	65.770	60.741	-56.430	122.200	5.029	PK
8		*	5746.520	115.256	110.092	N/A	N/A	5.163	PK

Note: Measure Level (dBμV/m) = Reading Level (dBμV) + Factor (dB)

Factor (dB) = Cable Loss (dB) + Antenna Factor (dB/m) - Pre_Amplifier Gain (dB)

Site: AC1	Time: 2016/08/15 - 23:47
Limit: FCC_Part15.407_RE(3m)	Engineer: Kevin Ke
Probe: BBHA9120D_1GHz_18GHz	Polarity: Vertical
EUT: US WI-FI AP 4X4 OD ext. antenna	Power: DC 54V
Test Mode: Transmit by 802.11ac-VHT20 at Channel 5745MHz Ant 3	

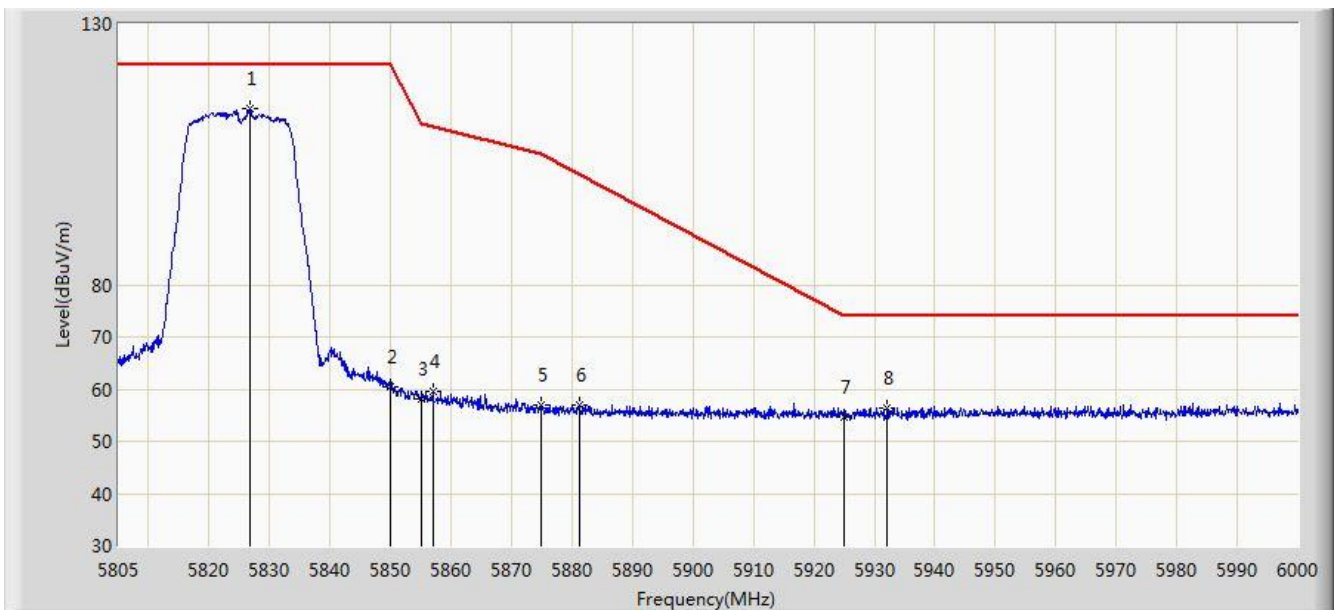


No	Flag	Mark	Frequency (MHz)	Measure Level (dBuV/m)	Reading Level (dBuV)	Margin (dB)	Limit (dBuV/m)	Factor (dB)	Type
1			5630.855	58.055	53.443	-15.945	74.000	4.612	PK
2			5650.000	54.750	50.079	-19.250	74.000	4.671	PK
3			5697.433	58.861	53.996	-44.744	103.605	4.865	PK
4			5700.000	57.364	52.486	-47.836	105.200	4.878	PK
5			5719.625	63.788	58.794	-46.907	110.695	4.994	PK
6			5720.000	62.157	57.160	-48.643	110.800	4.997	PK
7			5722.678	66.370	61.356	-50.537	116.907	5.014	PK
8			5725.000	65.484	60.455	-56.716	122.200	5.029	PK
9		*	5746.437	114.317	109.154	N/A	N/A	5.163	PK

Note: Measure Level (dBμV/m) = Reading Level (dBμV) + Factor (dB)

Factor (dB) = Cable Loss (dB) + Antenna Factor (dB/m) - Pre_Amplifier Gain (dB)

Site: AC1	Time: 2016/08/15 - 23:48
Limit: FCC_Part15.407_RE(3m)	Engineer: Kevin Ke
Probe: BBHA9120D_1GHz_18GHz	Polarity: Horizontal
EUT: US WI-FI AP 4X4 OD ext. antenna	Power: DC 54V
Test Mode: Transmit by 802.11ac-VHT20 at Channel 5825MHz Ant 3	

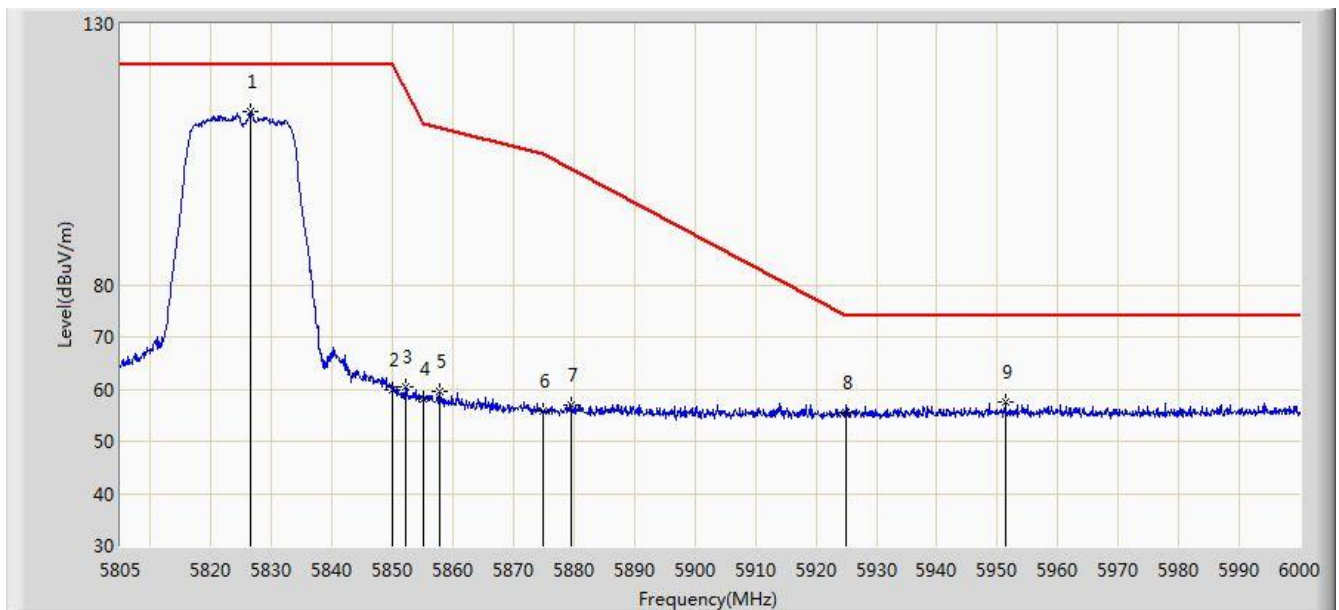


No	Flag	Mark	Frequency (MHz)	Measure Level (dBuV/m)	Reading Level (dBuV)	Margin (dB)	Limit (dBuV/m)	Factor (dB)	Type
1		*	5826.645	113.687	108.089	N/A	N/A	5.598	PK
2			5850.000	60.534	54.808	-61.666	122.200	5.726	PK
3			5855.000	58.253	52.507	-52.547	110.800	5.746	PK
4			5857.065	59.427	53.672	-50.794	110.221	5.755	PK
5			5875.000	56.994	51.174	-48.206	105.200	5.820	PK
6			5881.245	57.083	51.242	-44.205	101.289	5.841	PK
7			5925.000	54.773	48.807	-19.227	74.000	5.967	PK
8			5932.140	56.243	50.259	-17.757	74.000	5.984	PK

Note: Measure Level (dB μ V/m) = Reading Level (dB μ V) + Factor (dB)

Factor (dB) = Cable Loss (dB) + Antenna Factor (dB/m) - Pre_Amplifier Gain (dB)

Site: AC1	Time: 2016/08/15 - 23:49
Limit: FCC_Part15.407_RE(3m)	Engineer: Kevin Ke
Probe: BBHA9120D_1GHz_18GHz	Polarity: Vertical
EUT: US WI-FI AP 4X4 OD ext. antenna	Power: DC 54V
Test Mode: Transmit by 802.11ac-VHT20 at Channel 5825MHz Ant 3	

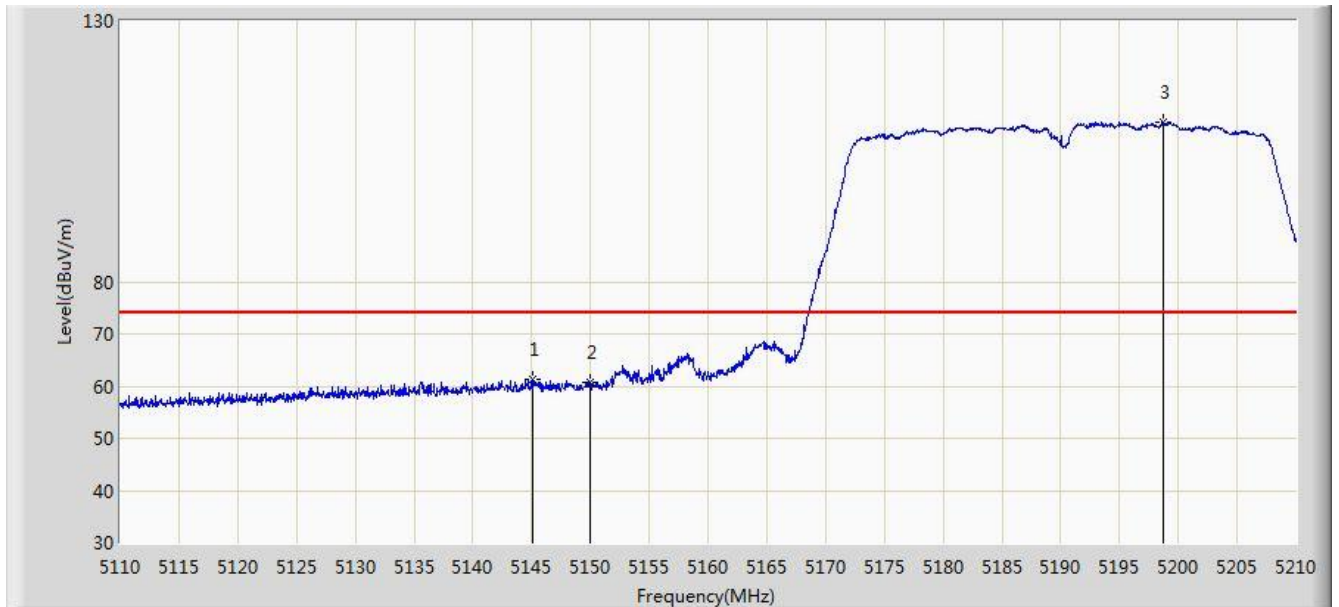


No	Flag	Mark	Frequency (MHz)	Measure Level (dBuV/m)	Reading Level (dBuV)	Margin (dB)	Limit (dBuV/m)	Factor (dB)	Type
1		*	5826.547	113.085	107.488	N/A	N/A	5.596	PK
2			5850.000	59.928	54.202	-62.272	122.200	5.726	PK
3			5852.092	60.402	54.668	-57.027	117.429	5.734	PK
4			5855.000	58.109	52.363	-52.691	110.800	5.746	PK
5			5857.748	59.429	53.671	-50.601	110.029	5.757	PK
6			5875.000	55.709	49.889	-49.491	105.200	5.820	PK
7			5879.587	57.074	51.238	-45.253	102.327	5.836	PK
8			5925.000	55.638	49.672	-18.362	74.000	5.967	PK
9			5951.250	57.539	51.511	-16.461	74.000	6.028	PK

Note: Measure Level (dBμV/m) = Reading Level (dBμV) + Factor (dB)

Factor (dB) = Cable Loss (dB) + Antenna Factor (dB/m) - Pre_Amplifier Gain (dB)

Site: AC1	Time: 2016/08/15 - 23:50
Limit: FCC_Part15.209_RE(3m)	Engineer: Kevin Ke
Probe: BBHA9120D_1GHz_18GHz	Polarity: Horizontal
EUT: US WI-FI AP 4X4 OD ext. antenna	Power: DC 54V
Test Mode: Transmit by 802.11ac-VHT40 at Channel 5190MHz Ant 3	

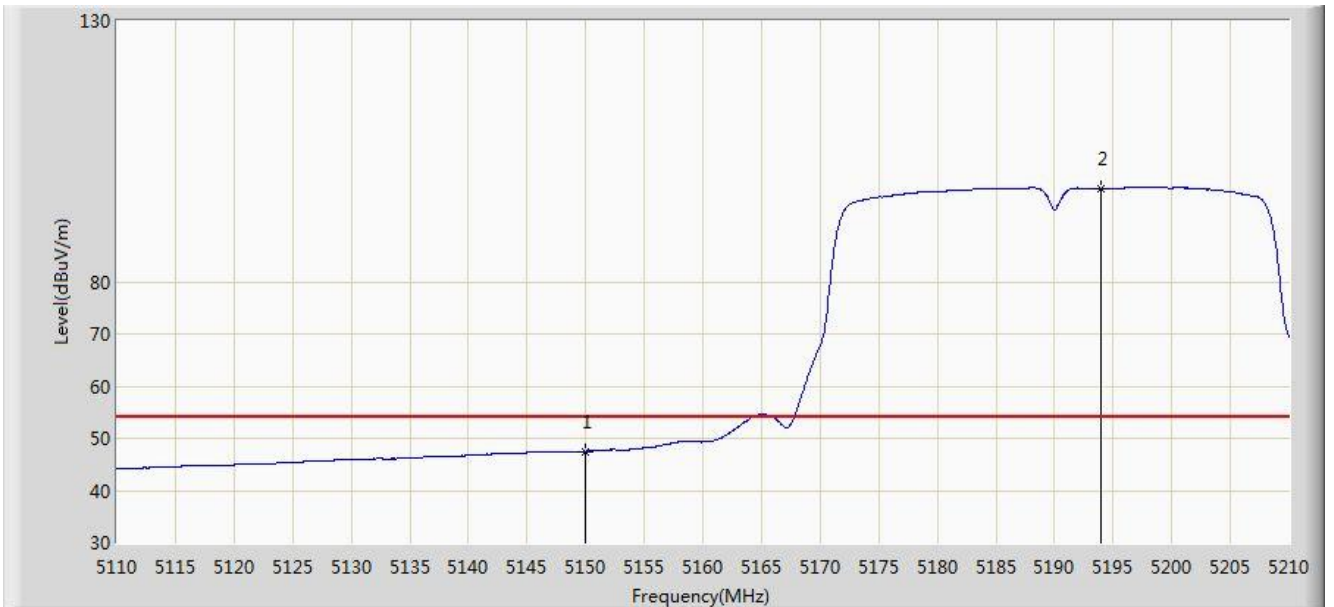


No	Flag	Mark	Frequency (MHz)	Measure Level (dBuV/m)	Reading Level (dBuV)	Margin (dB)	Limit (dBuV/m)	Factor (dB)	Type
1			5145.100	61.424	57.248	-12.576	74.000	4.176	PK
2			5150.000	60.773	56.604	-13.227	74.000	4.170	PK
3		*	5198.750	110.654	106.652	N/A	N/A	4.002	PK

Note: Measure Level (dB μ V/m) = Reading Level (dB μ V) + Factor (dB)

Factor (dB) = Cable Loss (dB) + Antenna Factor (dB/m) - Pre_Amplifier Gain (dB)

Site: AC1	Time: 2016/08/15 - 23:51
Limit: FCC_Part15.209_RE(3m)	Engineer: Kevin Ke
Probe: BBHA9120D_1GHz_18GHz	Polarity: Horizontal
EUT: US WI-FI AP 4X4 OD ext. antenna	Power: DC 54V
Test Mode: Transmit by 802.11ac-VHT40 at Channel 5190MHz Ant 3	

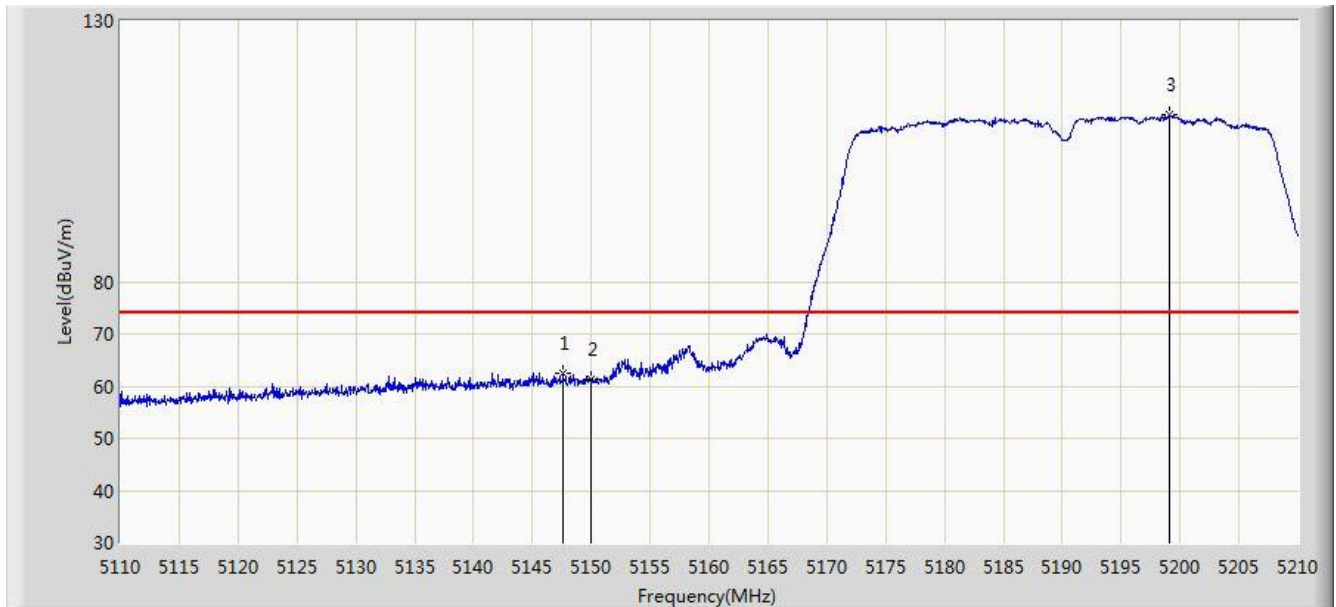


No	Flag	Mark	Frequency (MHz)	Measure Level (dBuV/m)	Reading Level (dBuV)	Margin (dB)	Limit (dBuV/m)	Factor (dB)	Type
1			5150.000	47.504	43.335	-6.496	54.000	4.170	AV
2		*	5194.000	97.861	93.842	N/A	N/A	4.019	AV

Note: Measure Level (dBμV/m) = Reading Level (dBμV) + Factor (dB)

Factor (dB) = Cable Loss (dB) + Antenna Factor (dB/m) - Pre_Amplifier Gain (dB)

Site: AC1	Time: 2016/08/15 - 23:51
Limit: FCC_Part15.209_RE(3m)	Engineer: Kevin Ke
Probe: BBHA9120D_1GHz_18GHz	Polarity: Vertical
EUT: US WI-FI AP 4X4 OD ext. antenna	Power: DC 54V
Test Mode: Transmit by 802.11ac-VHT40 at Channel 5190MHz Ant 3	

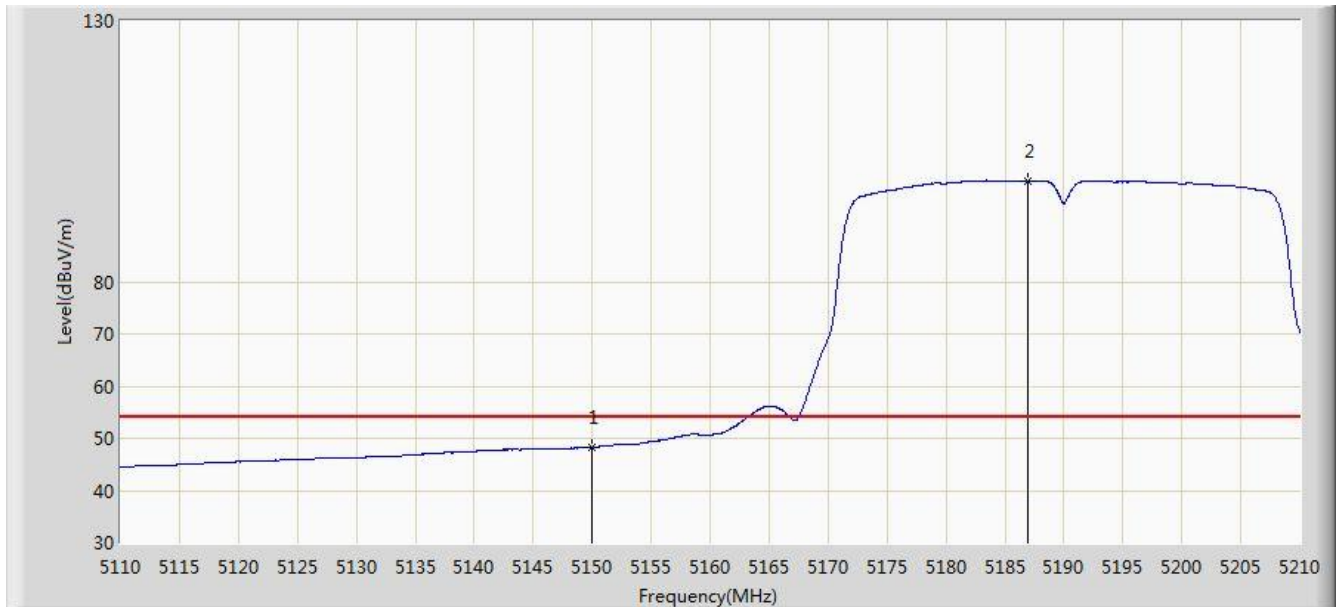


No	Flag	Mark	Frequency (MHz)	Measure Level (dBuV/m)	Reading Level (dBuV)	Margin (dB)	Limit (dBuV/m)	Factor (dB)	Type
1			5147.600	62.347	58.171	-11.653	74.000	4.176	PK
2			5150.000	61.254	57.085	-12.746	74.000	4.170	PK
3		*	5199.150	111.932	107.931	N/A	N/A	4.002	PK

Note: Measure Level (dB μ V/m) = Reading Level (dB μ V) + Factor (dB)

Factor (dB) = Cable Loss (dB) + Antenna Factor (dB/m) - Pre_Amplifier Gain (dB)

Site: AC1	Time: 2016/08/15 - 23:52
Limit: FCC_Part15.209_RE(3m)	Engineer: Kevin Ke
Probe: BBHA9120D_1GHz_18GHz	Polarity: Vertical
EUT: US WI-FI AP 4X4 OD ext. antenna	Power: DC 54V
Test Mode: Transmit by 802.11ac-VHT40 at Channel 5190MHz Ant 3	

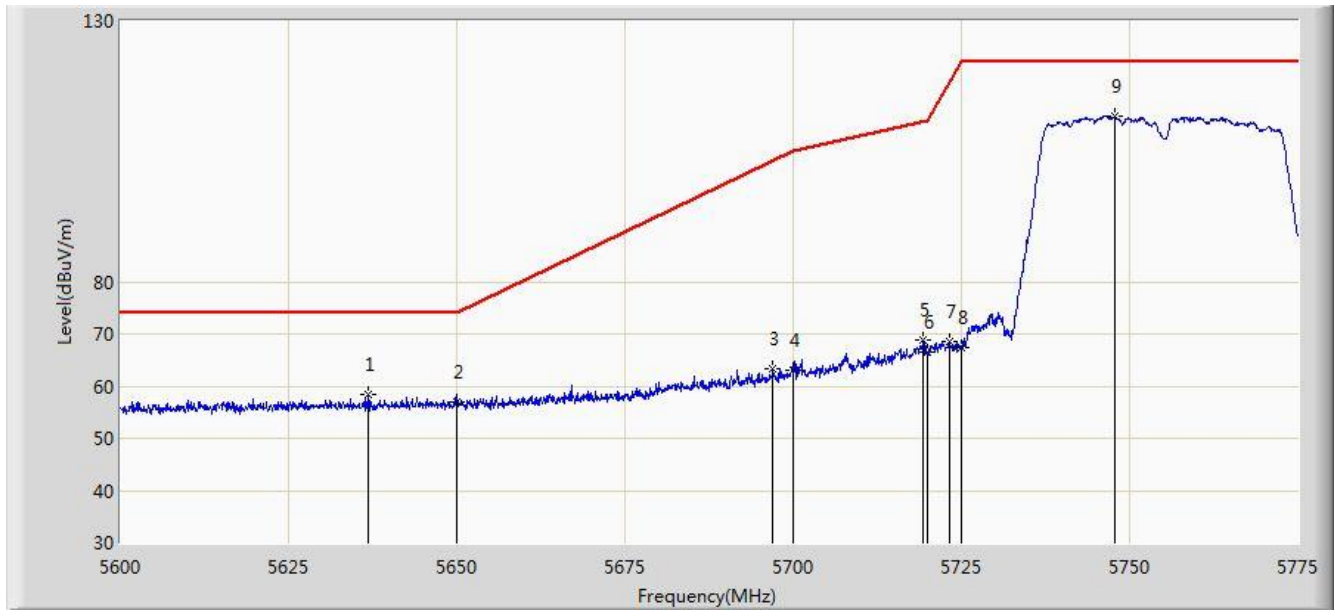


No	Flag	Mark	Frequency (MHz)	Measure Level (dBuV/m)	Reading Level (dBuV)	Margin (dB)	Limit (dBuV/m)	Factor (dB)	Type
1			5150.000	48.261	44.092	-5.739	54.000	4.170	AV
2		*	5186.950	99.136	95.092	N/A	N/A	4.044	AV

Note: Measure Level (dB μ V/m) = Reading Level (dB μ V) + Factor (dB)

Factor (dB) = Cable Loss (dB) + Antenna Factor (dB/m) - Pre_Amplifier Gain (dB)

Site: AC1	Time: 2016/08/16 - 00:05
Limit: FCC_Part15.407_RE(3m)	Engineer: Kevin Ke
Probe: BBHA9120D_1GHz_18GHz	Polarity: Horizontal
EUT: US WI-FI AP 4X4 OD ext. antenna	Power: DC 54V
Test Mode: Transmit by 802.11ac-VHT40 at Channel 5755MHz Ant 3	

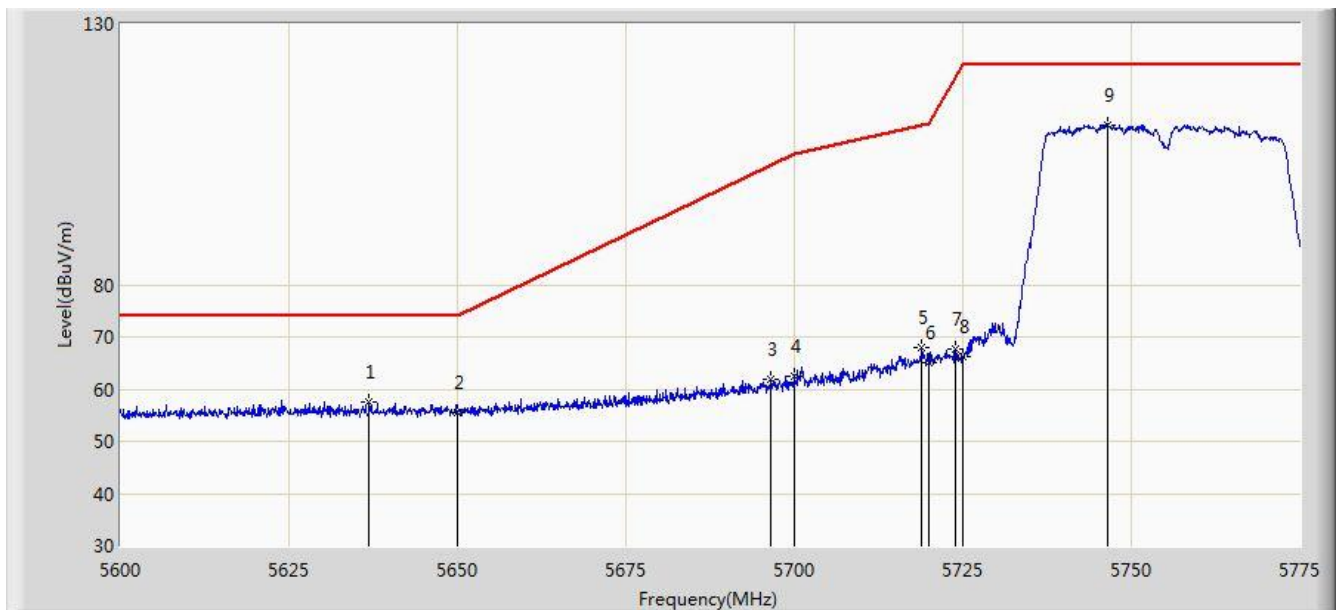


No	Flag	Mark	Frequency (MHz)	Measure Level (dBuV/m)	Reading Level (dBuV)	Margin (dB)	Limit (dBuV/m)	Factor (dB)	Type
1			5636.925	58.297	53.668	-15.703	74.000	4.628	PK
2			5650.000	57.034	52.363	-16.966	74.000	4.671	PK
3			5696.950	63.297	58.435	-40.008	103.305	4.862	PK
4			5700.000	63.107	58.229	-42.093	105.200	4.878	PK
5			5719.350	68.782	63.789	-41.837	110.618	4.993	PK
6			5720.000	66.506	61.509	-44.294	110.800	4.997	PK
7			5723.200	68.667	63.650	-49.430	118.097	5.017	PK
8			5725.000	67.408	62.379	-54.792	122.200	5.029	PK
9		*	5747.788	111.684	106.513	N/A	N/A	5.170	PK

Note: Measure Level (dBμV/m) = Reading Level (dBμV) + Factor (dB)

Factor (dB) = Cable Loss (dB) + Antenna Factor (dB/m) - Pre_Amplifier Gain (dB)

Site: AC1	Time: 2016/08/16 - 00:06
Limit: FCC_Part15.407_RE(3m)	Engineer: Kevin Ke
Probe: BBHA9120D_1GHz_18GHz	Polarity: Vertical
EUT: US WI-FI AP 4X4 OD ext. antenna	Power: DC 54V
Test Mode: Transmit by 802.11ac-VHT40 at Channel 5755MHz Ant 3	

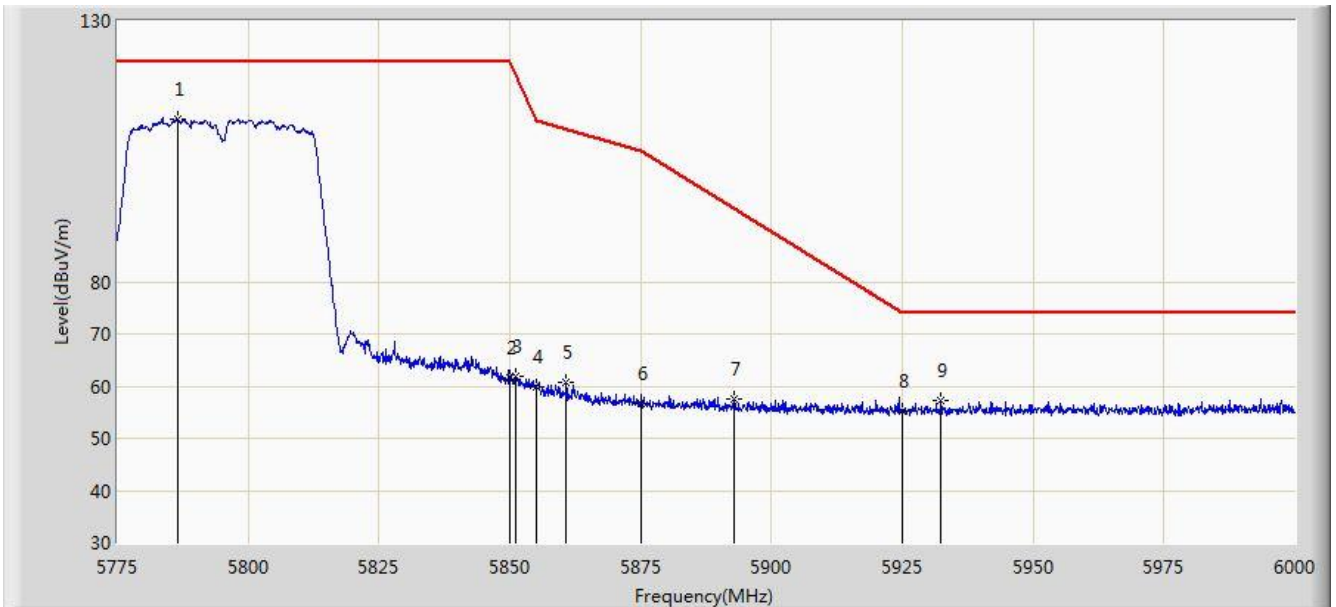


No	Flag	Mark	Frequency (MHz)	Measure Level (dBuV/m)	Reading Level (dBuV)	Margin (dB)	Limit (dBuV/m)	Factor (dB)	Type
1			5636.925	57.675	53.046	-16.325	74.000	4.628	PK
2			5650.000	55.577	50.906	-18.423	74.000	4.671	PK
3			5696.600	61.774	56.914	-41.313	103.087	4.860	PK
4			5700.000	62.593	57.715	-42.607	105.200	4.878	PK
5			5718.913	68.060	63.070	-42.436	110.496	4.990	PK
6			5720.000	65.119	60.122	-45.681	110.800	4.997	PK
7			5723.987	67.641	62.619	-52.250	119.891	5.022	PK
8			5725.000	66.236	61.207	-55.964	122.200	5.029	PK
9		*	5746.562	110.723	105.559	N/A	N/A	5.164	PK

Note: Measure Level (dBμV/m) = Reading Level (dBμV) + Factor (dB)

Factor (dB) = Cable Loss (dB) + Antenna Factor (dB/m) - Pre_Amplifier Gain (dB)

Site: AC1	Time: 2016/08/16 - 00:07
Limit: FCC_Part15.407_RE(3m)	Engineer: Kevin Ke
Probe: BBHA9120D_1GHz_18GHz	Polarity: Horizontal
EUT: US WI-FI AP 4X4 OD ext. antenna	Power: DC 54V
Test Mode: Transmit by 802.11ac-VHT40 at Channel 5795MHz Ant 3	

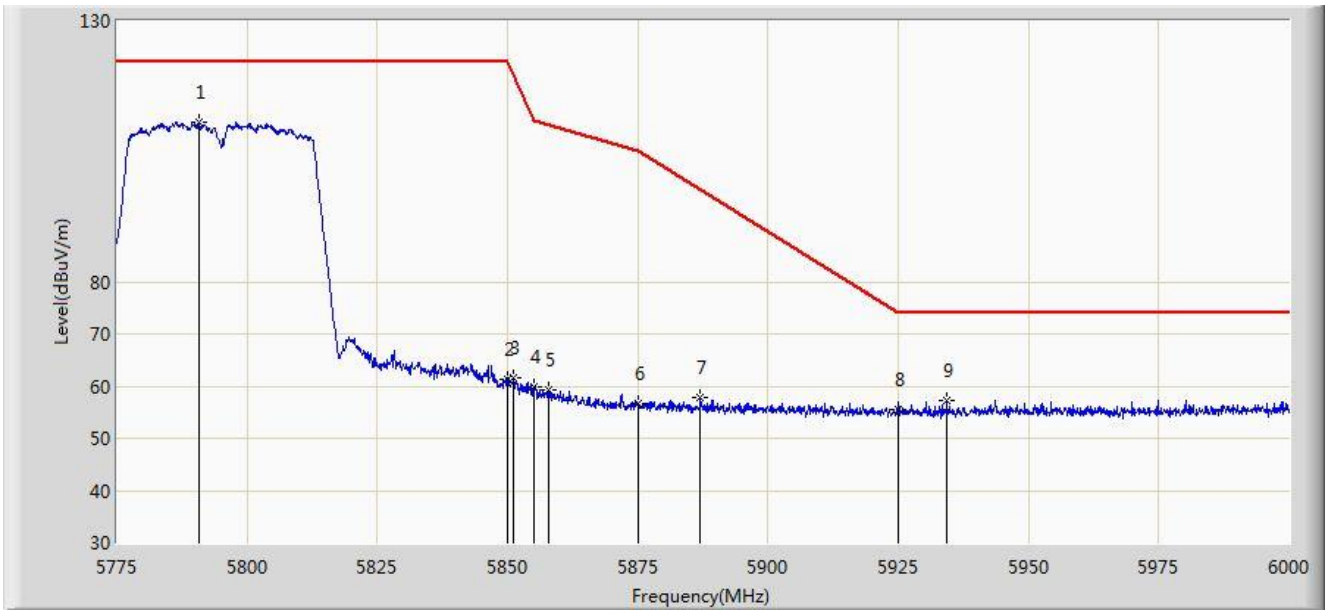


No	Flag	Mark	Frequency (MHz)	Measure Level (dBuV/m)	Reading Level (dBuV)	Margin (dB)	Limit (dBuV/m)	Factor (dB)	Type
1		*	5786.475	111.126	105.752	N/A	N/A	5.374	PK
2			5850.000	61.477	55.751	-60.723	122.200	5.726	PK
3			5851.163	61.812	56.082	-57.735	119.547	5.731	PK
4			5855.000	59.784	54.038	-51.016	110.800	5.746	PK
5			5860.725	60.605	54.835	-48.590	109.195	5.770	PK
6			5875.000	56.522	50.702	-48.678	105.200	5.820	PK
7			5892.788	57.524	51.643	-36.546	94.070	5.881	PK
8			5925.000	55.106	49.140	-18.894	74.000	5.967	PK
9			5932.388	57.111	51.126	-16.889	74.000	5.984	PK

Note: Measure Level (dBμV/m) = Reading Level (dBμV) + Factor (dB)

Factor (dB) = Cable Loss (dB) + Antenna Factor (dB/m) - Pre_Amplifier Gain (dB)

Site: AC1	Time: 2016/08/16 - 00:08
Limit: FCC_Part15.407_RE(3m)	Engineer: Kevin Ke
Probe: BBHA9120D_1GHz_18GHz	Polarity: Vertical
EUT: US WI-FI AP 4X4 OD ext. antenna	Power: DC 54V
Test Mode: Transmit by 802.11ac-VHT40 at Channel 5795MHz Ant 3	

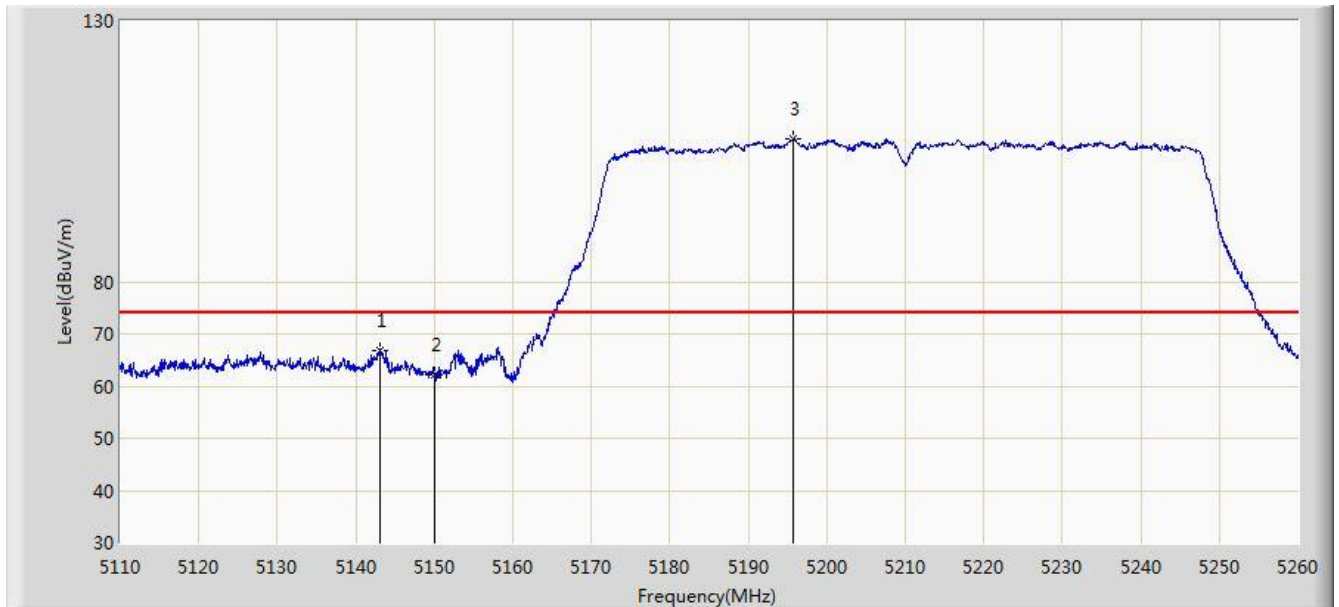


No	Flag	Mark	Frequency (MHz)	Measure Level (dBuV/m)	Reading Level (dBuV)	Margin (dB)	Limit (dBuV/m)	Factor (dB)	Type
1		*	5790.862	110.495	105.099	N/A	N/A	5.396	PK
2			5850.000	61.201	55.475	-60.999	122.200	5.726	PK
3			5851.163	61.542	55.812	-58.005	119.547	5.731	PK
4			5855.000	59.858	54.112	-50.942	110.800	5.746	PK
5			5858.025	59.291	53.532	-50.661	109.952	5.759	PK
6			5875.000	56.810	50.990	-48.390	105.200	5.820	PK
7			5887.050	57.726	51.865	-39.930	97.657	5.861	PK
8			5925.000	55.608	49.642	-18.392	74.000	5.967	PK
9			5934.300	57.221	51.231	-16.779	74.000	5.990	PK

Note: Measure Level (dBμV/m) = Reading Level (dBμV) + Factor (dB)

Factor (dB) = Cable Loss (dB) + Antenna Factor (dB/m) - Pre_Amplifier Gain (dB)

Site: AC1	Time: 2016/08/16 - 00:09
Limit: FCC_Part15.209_RE(3m)	Engineer: Kevin Ke
Probe: BBHA9120D_1GHz_18GHz	Polarity: Horizontal
EUT: US WI-FI AP 4X4 OD ext. antenna	Power: DC 54V
Test Mode: Transmit by 802.11ac-VHT80 at Channel 5210MHz Ant 3	

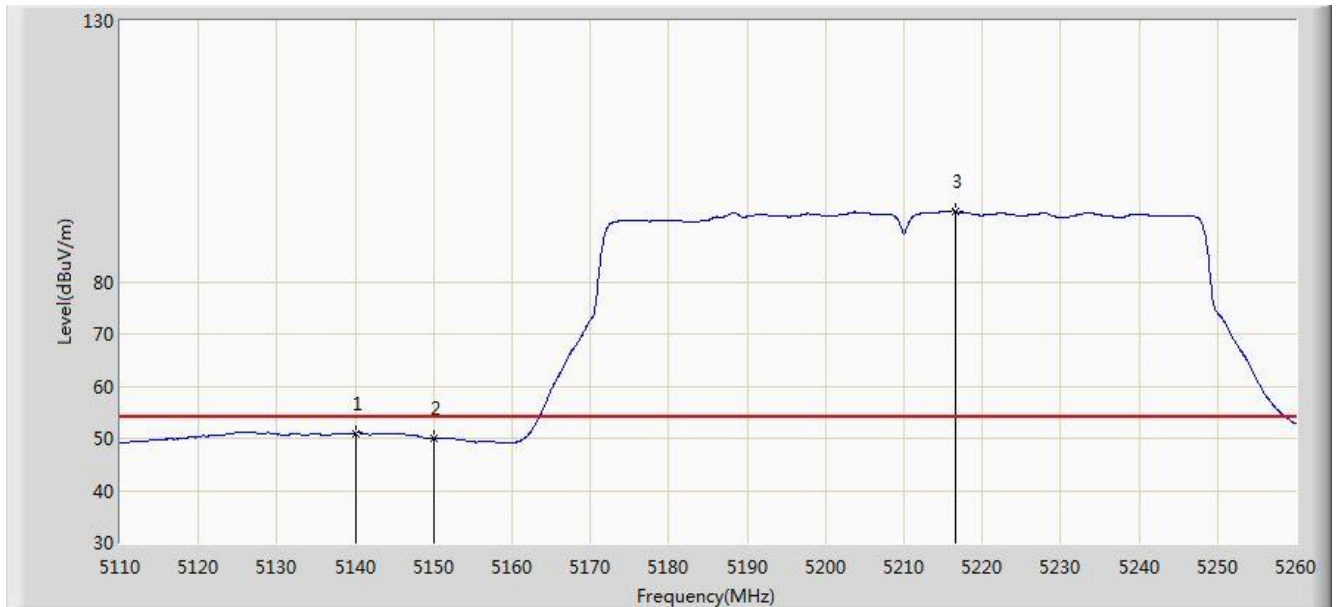


No	Flag	Mark	Frequency (MHz)	Measure Level (dBuV/m)	Reading Level (dBuV)	Margin (dB)	Limit (dBuV/m)	Factor (dB)	Type
1			5143.075	66.936	62.760	-7.064	74.000	4.176	PK
2			5150.000	62.240	58.071	-11.760	74.000	4.170	PK
3		*	5195.650	107.372	103.359	N/A	N/A	4.013	PK

Note: Measure Level (dB μ V/m) = Reading Level (dB μ V) + Factor (dB)

Factor (dB) = Cable Loss (dB) + Antenna Factor (dB/m) - Pre_Amplifier Gain (dB)

Site: AC1	Time: 2016/08/16 - 00:09
Limit: FCC_Part15.209_RE(3m)	Engineer: Kevin Ke
Probe: BBHA9120D_1GHz_18GHz	Polarity: Horizontal
EUT: US WI-FI AP 4X4 OD ext. antenna	Power: DC 54V
Test Mode: Transmit by 802.11ac-VHT80 at Channel 5210MHz Ant 3	

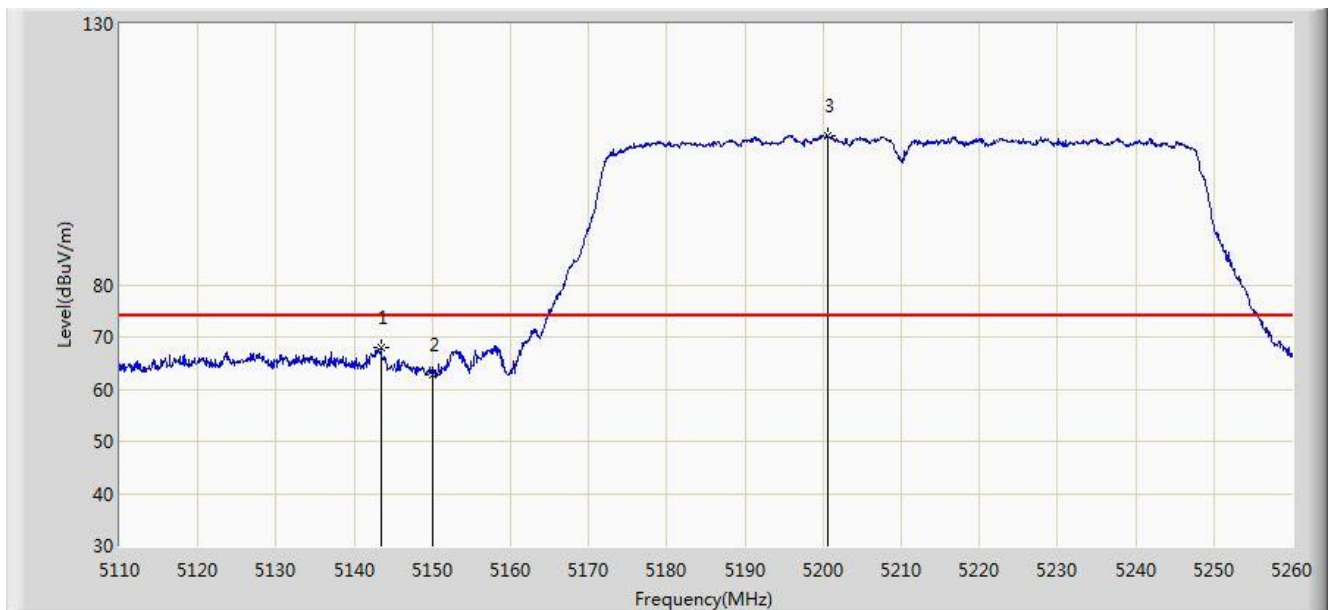


No	Flag	Mark	Frequency (MHz)	Measure Level (dBuV/m)	Reading Level (dBuV)	Margin (dB)	Limit (dBuV/m)	Factor (dB)	Type
1			5140.075	50.980	46.805	-3.020	54.000	4.175	AV
2			5150.000	50.108	45.939	-3.892	54.000	4.170	AV
3		*	5216.500	93.524	89.575	39.524	54.000	3.950	AV

Note: Measure Level (dB μ V/m) = Reading Level (dB μ V) + Factor (dB)

Factor (dB) = Cable Loss (dB) + Antenna Factor (dB/m) - Pre_Amplifier Gain (dB)

Site: AC1	Time: 2016/08/16 - 00:10
Limit: FCC_Part15.209_RE(3m)	Engineer: Kevin Ke
Probe: BBHA9120D_1GHz_18GHz	Polarity: Vertical
EUT: US WI-FI AP 4X4 OD ext. antenna	Power: DC 54V
Test Mode: Transmit by 802.11ac-VHT80 at Channel 5210MHz Ant 3	

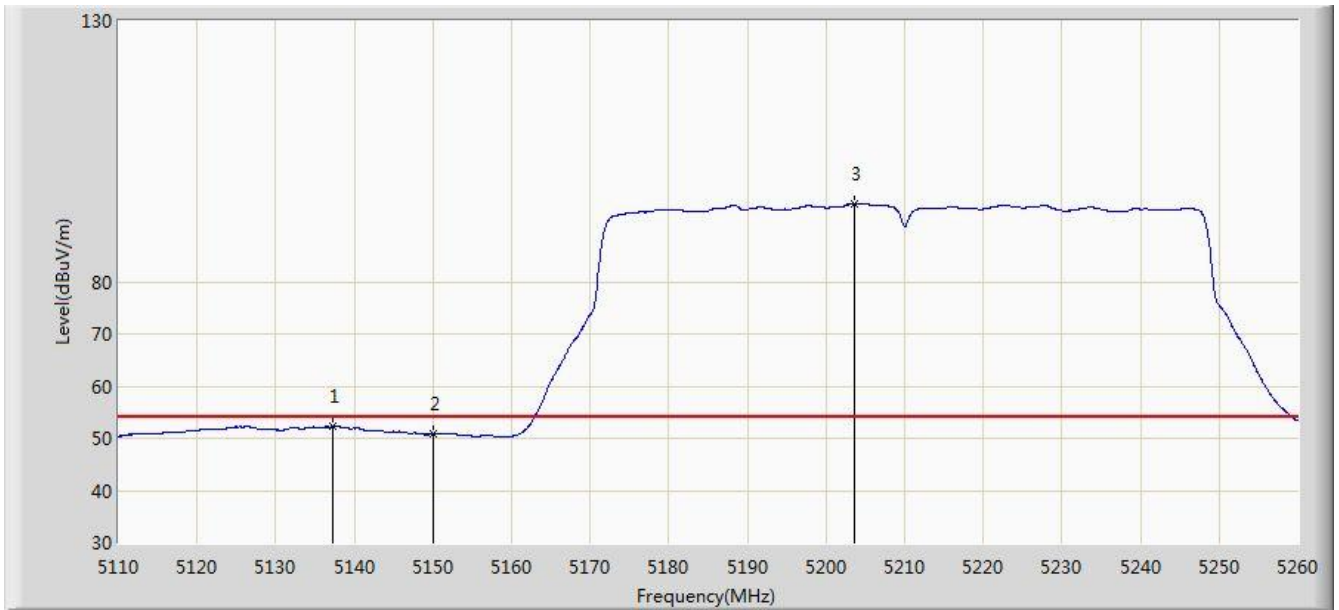


No	Flag	Mark	Frequency (MHz)	Measure Level (dBuV/m)	Reading Level (dBuV)	Margin (dB)	Limit (dBuV/m)	Factor (dB)	Type
1			5143.450	67.960	63.784	-6.040	74.000	4.175	PK
2			5150.000	62.808	58.639	-11.192	74.000	4.170	PK
3		*	5200.525	108.467	104.470	N/A	N/A	3.997	PK

Note: Measure Level (dB μ V/m) = Reading Level (dB μ V) + Factor (dB)

Factor (dB) = Cable Loss (dB) + Antenna Factor (dB/m) - Pre_Amplifier Gain (dB)

Site: AC1	Time: 2016/08/16 - 00:10
Limit: FCC_Part15.209_RE(3m)	Engineer: Kevin Ke
Probe: BBHA9120D_1GHz_18GHz	Polarity: Vertical
EUT: US WI-FI AP 4X4 OD ext. antenna	Power: DC 54V
Test Mode: Transmit by 802.11ac-VHT80 at Channel 5210MHz Ant 3	

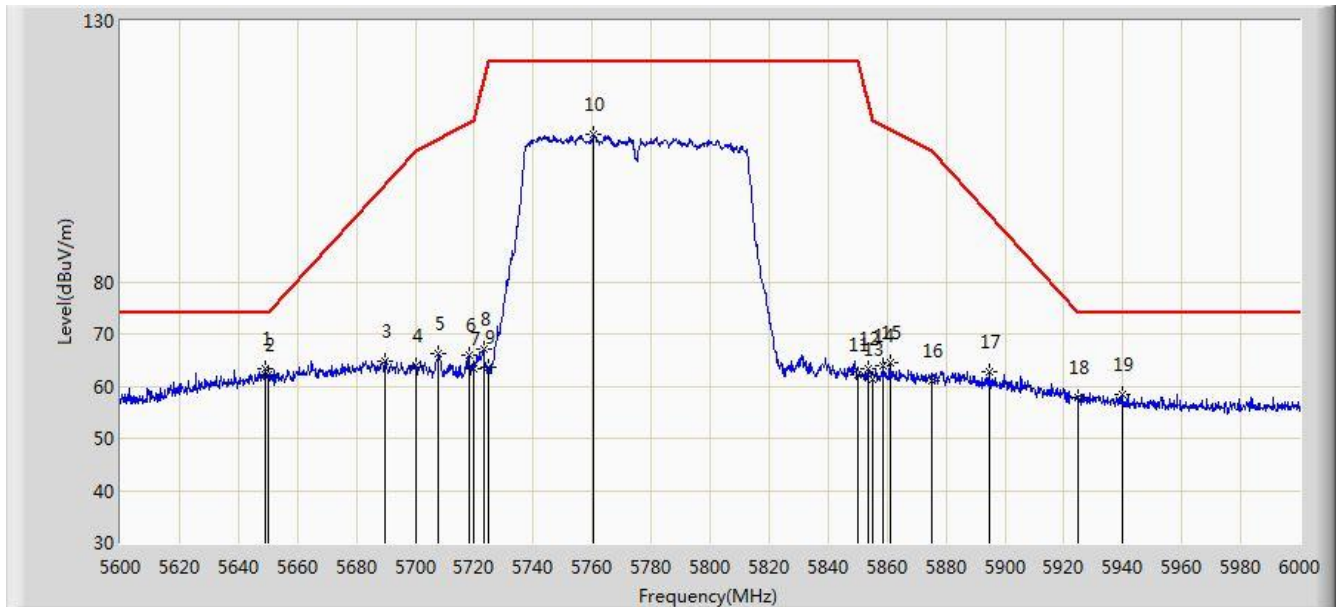


No	Flag	Mark	Frequency (MHz)	Measure Level (dBuV/m)	Reading Level (dBuV)	Margin (dB)	Limit (dBuV/m)	Factor (dB)	Type
1			5137.225	52.225	48.050	-1.775	54.000	4.175	AV
2			5150.000	50.861	46.692	-3.139	54.000	4.170	AV
3		*	5203.675	95.069	91.082	N/A	N/A	3.987	AV

Note: Measure Level (dB μ V/m) = Reading Level (dB μ V) + Factor (dB)

Factor (dB) = Cable Loss (dB) + Antenna Factor (dB/m) - Pre_Amplifier Gain (dB)

Site: AC1	Time: 2016/08/16 - 00:18
Limit: FCC_Part15.407_RE(3m)	Engineer: Kevin Ke
Probe: BBHA9120D_1GHz_18GHz	Polarity: Horizontal
EUT: US WI-FI AP 4X4 OD ext. antenna	Power: DC 54V
Test Mode: Transmit by 802.11ac-VHT80 at Channel 5775MHz Ant 3	



No	Flag	Mark	Frequency (MHz)	Measure Level (dBuV/m)	Reading Level (dBuV)	Margin (dB)	Limit (dBuV/m)	Factor (dB)	Type
1		*	5649.000	63.299	58.631	-10.701	74.000	4.667	PK
2			5650.000	62.247	57.576	-11.753	74.000	4.671	PK
3			5689.800	64.870	60.043	-33.988	98.857	4.827	PK
4			5700.000	63.837	58.959	-41.363	105.200	4.878	PK
5			5707.800	66.124	61.204	-41.263	107.386	4.920	PK
6			5718.200	65.943	60.958	-44.354	110.297	4.985	PK
7			5720.000	63.424	58.427	-47.376	110.800	4.997	PK
8			5723.200	67.126	62.109	-50.971	118.097	5.017	PK
9			5725.000	63.626	58.597	-58.574	122.200	5.029	PK
10			5760.600	108.230	102.987	N/A	N/A	5.244	PK
11			5850.000	62.091	56.365	-60.109	122.200	5.726	PK
12			5853.600	63.233	57.493	-50.758	113.991	5.741	PK
13			5855.000	61.275	55.529	-49.525	110.800	5.746	PK
14			5858.800	63.918	58.156	-45.817	109.735	5.762	PK
15			5861.000	64.410	58.639	-44.708	109.118	5.771	PK
16			5875.000	60.976	55.156	-44.224	105.200	5.820	PK

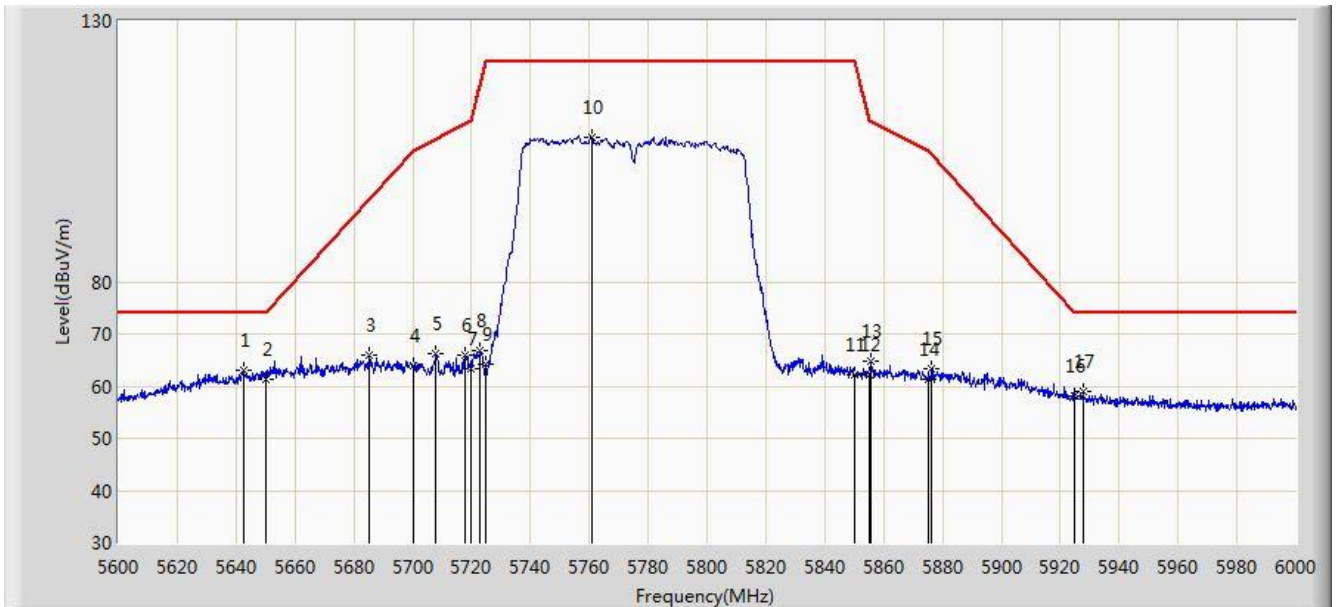


17			5894.800	62.887	56.999	-29.926	92.813	5.888	PK
18			5925.000	57.763	51.797	-16.237	74.000	5.967	PK
19			5939.600	58.417	52.414	-15.583	74.000	6.003	PK

Note: Measure Level (dBµV/m) = Reading Level (dBµV) + Factor (dB)

Factor (dB) = Cable Loss (dB) + Antenna Factor (dB/m) - Pre_Amplifier Gain (dB)

Site: AC1	Time: 2016/08/16 - 00:19
Limit: FCC_Part15.407_RE(3m)	Engineer: Kevin Ke
Probe: BBHA9120D_1GHz_18GHz	Polarity: Vertical
EUT: US WI-FI AP 4X4 OD ext. antenna	Power: DC 54V
Test Mode: Transmit by 802.11ac-VHT80 at Channel 5775MHz Ant 3	



No	Flag	Mark	Frequency (MHz)	Measure Level (dBuV/m)	Reading Level (dBuV)	Margin (dB)	Limit (dBuV/m)	Factor (dB)	Type
1		*	5642.800	62.932	58.285	-11.068	74.000	4.646	PK
2			5650.000	61.347	56.676	-12.653	74.000	4.671	PK
3			5685.400	66.082	61.273	-30.036	96.118	4.810	PK
4			5700.000	63.955	59.077	-41.245	105.200	4.878	PK
5			5708.000	66.282	61.361	-41.161	107.442	4.921	PK
6			5718.000	65.811	60.827	-44.430	110.241	4.984	PK
7			5720.000	63.198	58.201	-47.602	110.800	4.997	PK
8			5722.800	66.801	61.786	-50.384	117.185	5.015	PK
9			5725.000	64.194	59.165	-58.006	122.200	5.029	PK
10			5761.000	107.669	102.424	N/A	N/A	5.245	PK
11			5850.000	62.075	56.349	-60.125	122.200	5.726	PK
12			5855.000	62.138	56.392	-48.662	110.800	5.746	PK
13			5855.800	64.722	58.972	-45.854	110.576	5.749	PK
14			5875.000	61.244	55.424	-43.956	105.200	5.820	PK
15			5876.200	63.314	57.490	-41.134	104.448	5.824	PK
16			5925.000	58.128	52.162	-15.872	74.000	5.967	PK

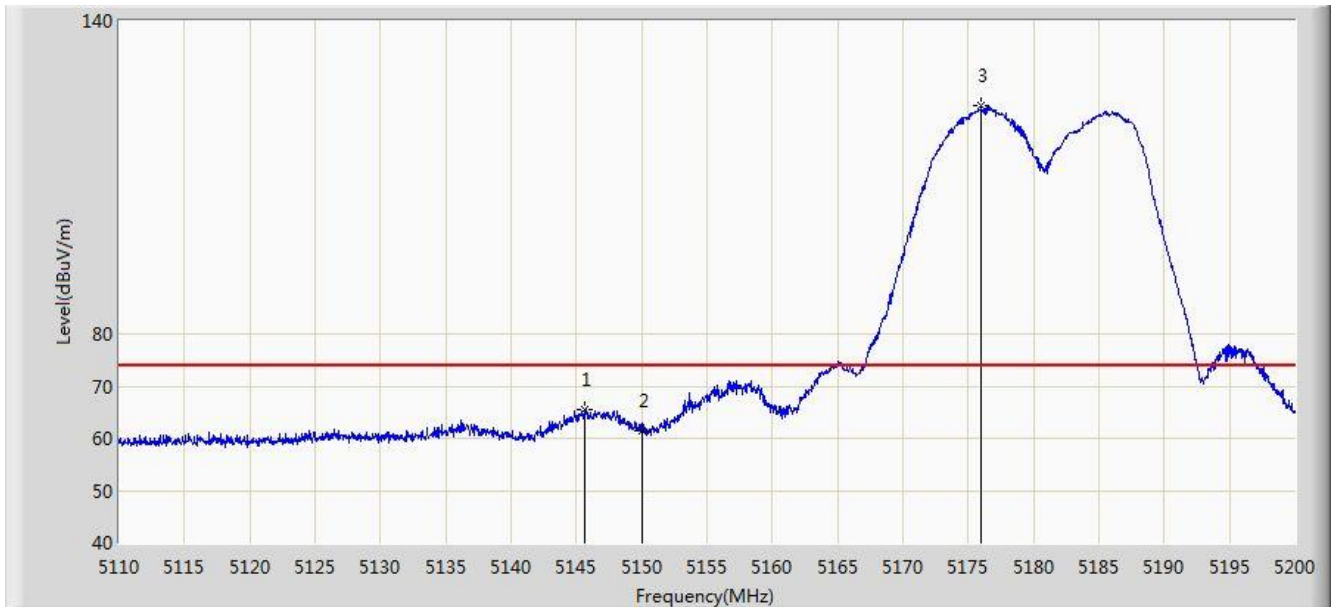


17			5927.800	59.084	53.111	-14.916	74.000	5.974	PK
----	--	--	----------	--------	--------	---------	--------	-------	----

Note: Measure Level (dBμV/m) = Reading Level (dBμV) + Factor (dB)

Factor (dB) = Cable Loss (dB) + Antenna Factor (dB/m) - Pre_Amplifier Gain (dB)

Site: AC1	Time: 2016/08/16 - 00:41
Limit: FCC_Part15.209_RE(3m)	Engineer: Kevin Ke
Probe: BBHA9120D_1GHz_18GHz	Polarity: Horizontal
EUT: US WI-FI AP 4X4 OD ext. antenna	Power: DC 54V
Test Mode: Transmit by 802.11a at Channel 5180MHz Ant 0+1+2+3	

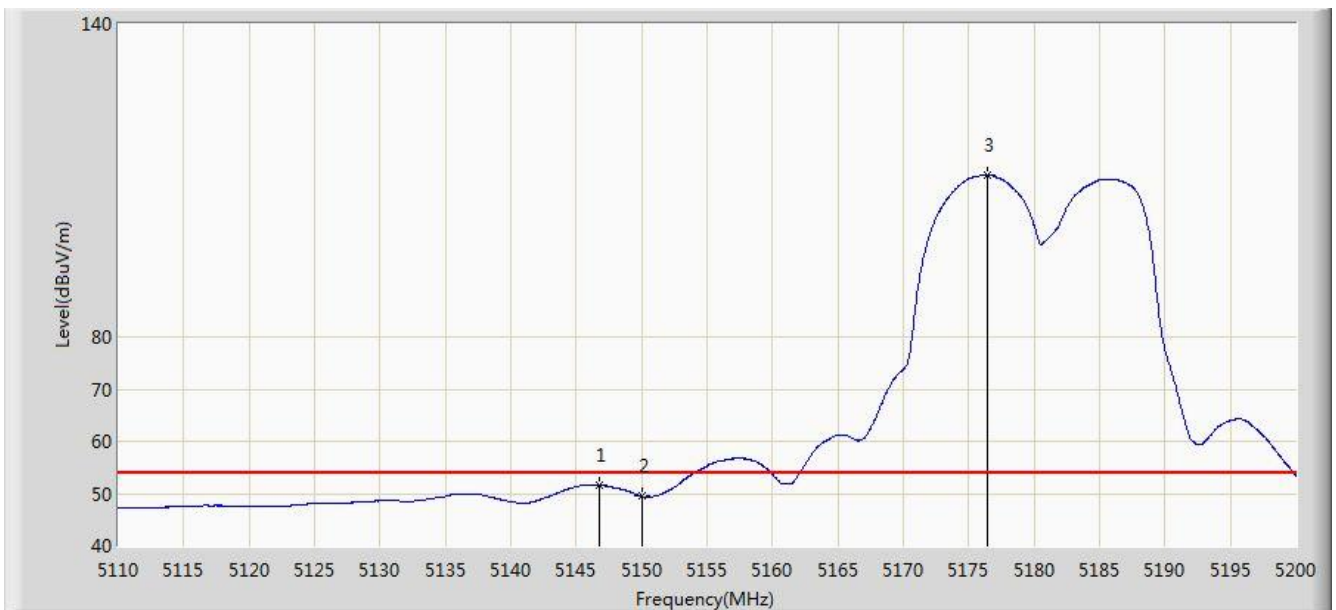


No	Flag	Mark	Frequency (MHz)	Measure Level (dBuV/m)	Reading Level (dBuV)	Margin (dB)	Limit (dBuV/m)	Factor (dB)	Type
1			5145.595	65.625	61.449	-8.375	74.000	4.176	PK
2			5150.000	61.339	57.170	-12.661	74.000	4.170	PK
3		*	5175.970	123.678	119.595	N/A	N/A	4.084	PK

Note: Measure Level (dB μ V/m) = Reading Level (dB μ V) + Factor (dB)

Factor (dB) = Cable Loss (dB) + Antenna Factor (dB/m) - Pre_Amplifier Gain (dB)

Site: AC1	Time: 2016/08/16 - 00:42
Limit: FCC_Part15.209_RE(3m)	Engineer: Kevin Ke
Probe: BBHA9120D_1GHz_18GHz	Polarity: Horizontal
EUT: US WI-FI AP 4X4 OD ext. antenna	Power: DC 54V
Test Mode: Transmit by 802.11a at Channel 5180MHz Ant 0+1+2+3	

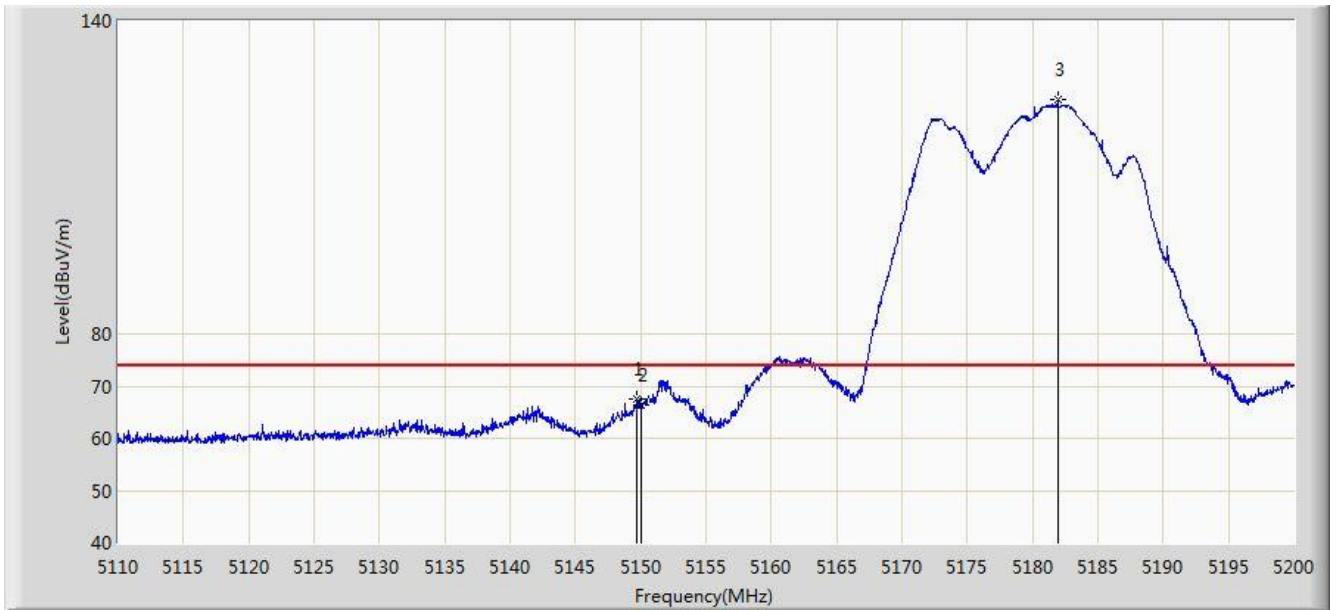


No	Flag	Mark	Frequency (MHz)	Measure Level (dBuV/m)	Reading Level (dBuV)	Margin (dB)	Limit (dBuV/m)	Factor (dB)	Type
1			5146.765	51.498	47.322	-2.502	54.000	4.176	AV
2			5150.000	49.501	45.332	-4.499	54.000	4.170	AV
3		*	5176.420	111.074	106.992	N/A	N/A	4.081	AV

Note: Measure Level (dBμV/m) = Reading Level (dBμV) + Factor (dB)

Factor (dB) = Cable Loss (dB) + Antenna Factor (dB/m) - Pre_Amplifier Gain (dB)

Site: AC1	Time: 2016/08/16 - 00:40
Limit: FCC_Part15.209_RE(3m)	Engineer: Kevin Ke
Probe: BBHA9120D_1GHz_18GHz	Polarity: Vertical
EUT: US WI-FI AP 4X4 OD ext. antenna	Power: DC 54V
Test Mode: Transmit by 802.11a at Channel 5180MHz Ant 0+1+2+3	

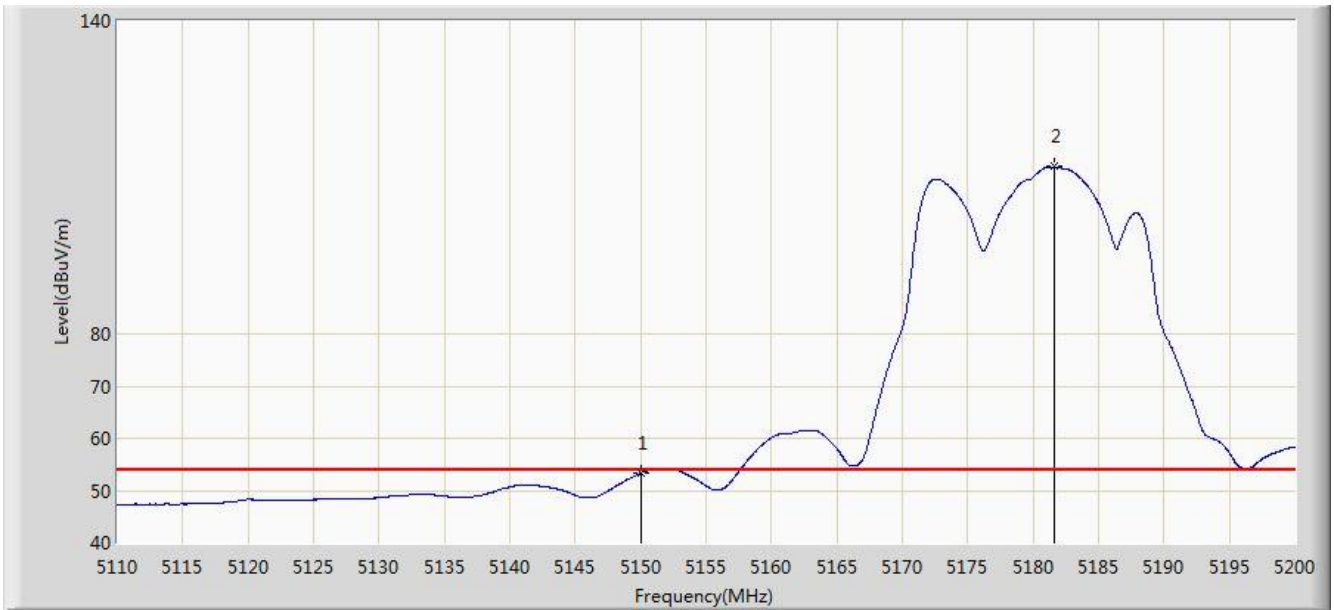


No	Flag	Mark	Frequency (MHz)	Measure Level (dBuV/m)	Reading Level (dBuV)	Margin (dB)	Limit (dBuV/m)	Factor (dB)	Type
1			5149.735	67.464	63.294	-6.536	74.000	4.170	PK
2			5150.000	66.443	62.274	-7.557	74.000	4.170	PK
3		*	5181.910	125.045	120.983	N/A	N/A	4.062	PK

Note: Measure Level (dB μ V/m) = Reading Level (dB μ V) + Factor (dB)

Factor (dB) = Cable Loss (dB) + Antenna Factor (dB/m) - Pre_Amplifier Gain (dB)

Site: AC1	Time: 2016/08/16 - 00:36
Limit: FCC_Part15.209_RE(3m)	Engineer: Kevin Ke
Probe: RF_Substitution_(1-18GHz)_check	Polarity: Vertical
EUT: US WI-FI AP 4X4 OD ext. antenna	Power: DC 54V
Test Mode: Transmit by 802.11a at Channel 5180MHz Ant 0+1+2+3	

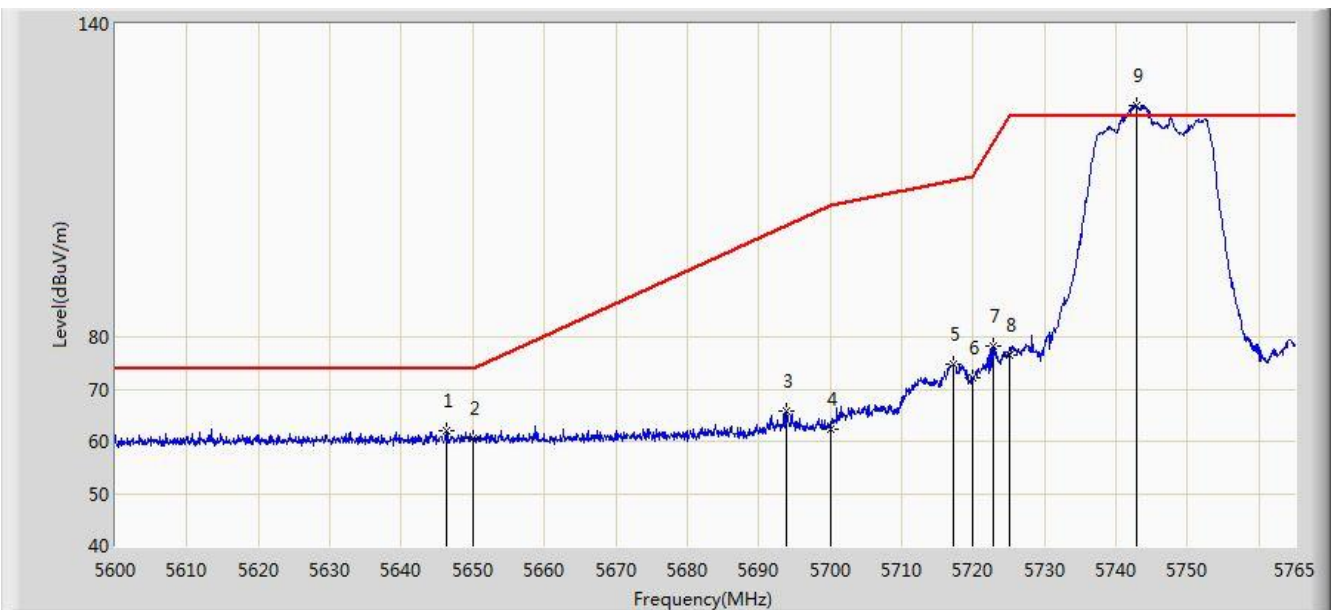


No	Flag	Mark	Frequency (MHz)	Measure Level (dBuV/m)	Reading Level (dBuV)	Margin (dB)	Limit (dBuV/m)	Factor (dB)	Type
1			5150.000	53.362	66.826	-0.638	54.000	-13.463	AV
2		*	5181.595	112.033	125.704	N/A	N/A	-13.670	AV

Note: Measure Level (dBuV/m) = Reading Level (dBuV) + Factor (dB)

Factor (dB) = Cable Loss (dB) + Antenna Factor (dB/m) - Pre_Amplifier Gain (dB)

Site: AC1	Time: 2016/08/16 - 01:24
Limit: FCC_Part15.407_RE(3m)	Engineer: Kevin Ke
Probe: BBHA9120D_1GHz_18GHz	Polarity: Horizontal
EUT: US WI-FI AP 4X4 OD ext. antenna	Power: DC 54V
Test Mode: Transmit by 802.11a at Channel 5745MHz Ant 0+1+2+3	

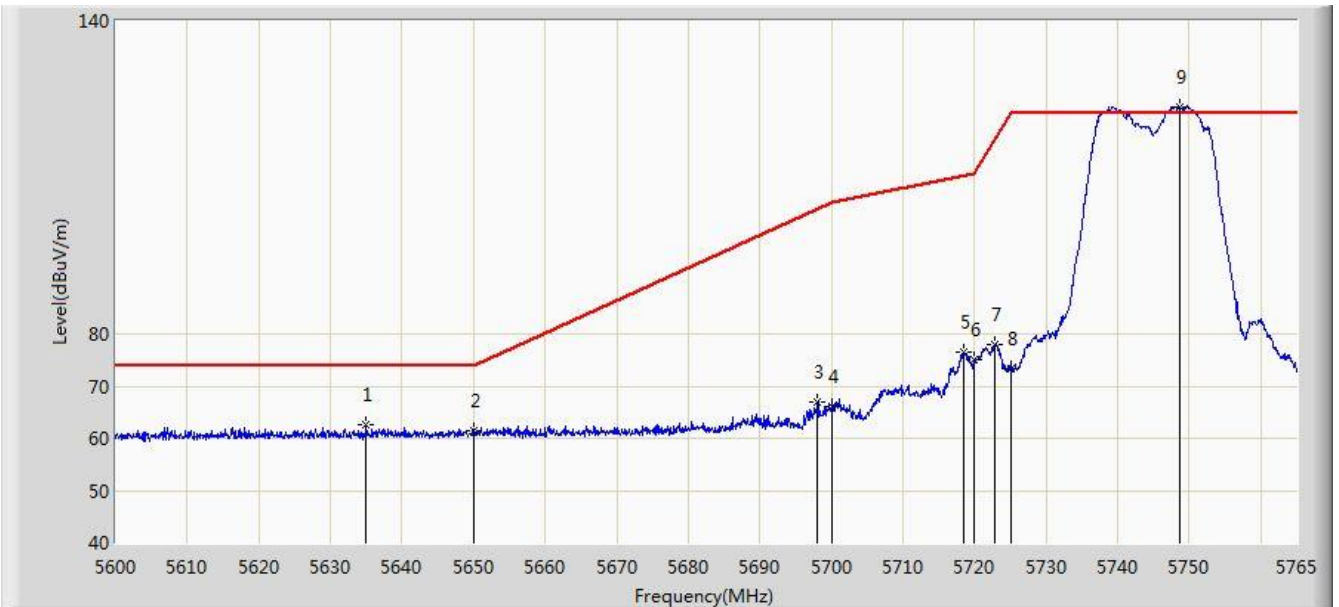


No	Flag	Mark	Frequency (MHz)	Measure Level (dBuV/m)	Reading Level (dBuV)	Margin (dB)	Limit (dBuV/m)	Factor (dB)	Type
1			5646.283	62.158	57.499	-11.842	74.000	4.659	PK
2			5650.000	60.503	55.832	-13.497	74.000	4.671	PK
3			5693.967	65.772	60.926	-35.678	101.450	4.846	PK
4			5700.000	62.250	57.372	-42.950	105.200	4.878	PK
5			5717.150	74.925	69.946	-35.079	110.003	4.978	PK
6			5720.000	72.237	67.240	-38.563	110.800	4.997	PK
7			5722.760	78.187	73.172	-38.907	117.094	5.015	PK
8			5725.000	76.537	71.508	-45.663	122.200	5.029	PK
9		*	5742.808	124.380	119.238	N/A	N/A	5.142	PK

Note: Measure Level (dBμV/m) = Reading Level (dBμV) + Factor (dB)

Factor (dB) = Cable Loss (dB) + Antenna Factor (dB/m) - Pre_Amplifier Gain (dB)

Site: AC1	Time: 2016/08/16 - 01:25
Limit: FCC_Part15.407_RE(3m)	Engineer: Kevin Ke
Probe: BBHA9120D_1GHz_18GHz	Polarity: Vertical
EUT: US WI-FI AP 4X4 OD ext. antenna	Power: DC 54V
Test Mode: Transmit by 802.11a at Channel 5745MHz Ant 0+1+2+3	

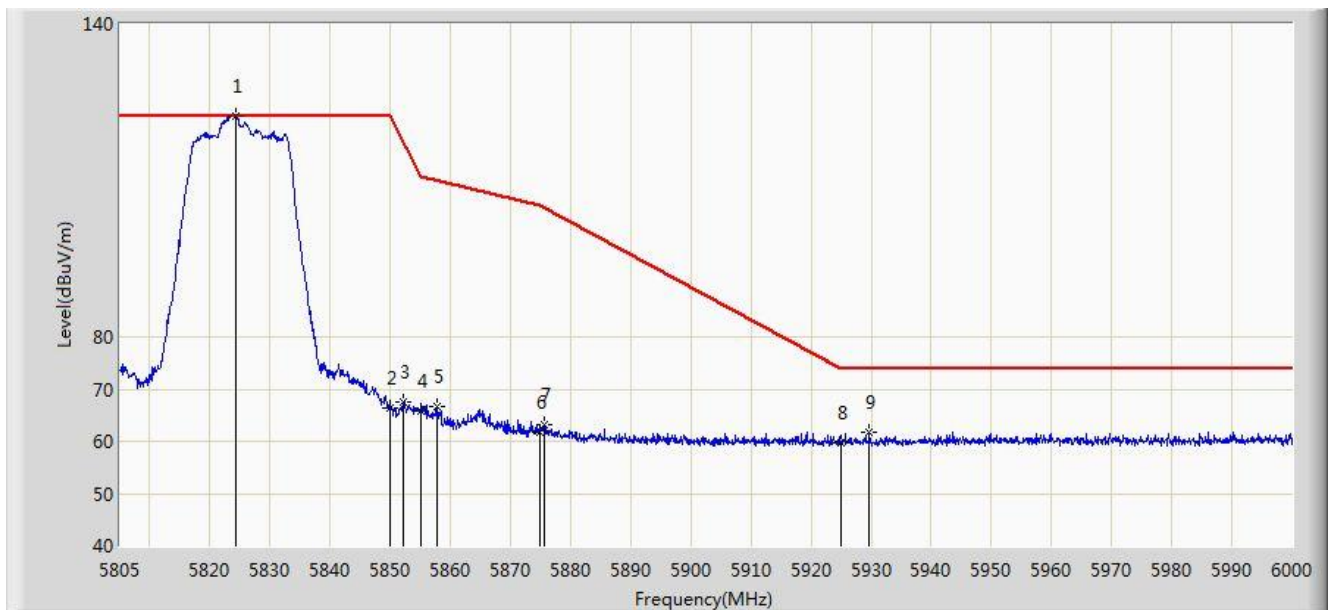


No	Flag	Mark	Frequency (MHz)	Measure Level (dBuV/m)	Reading Level (dBuV)	Margin (dB)	Limit (dBuV/m)	Factor (dB)	Type
1			5634.980	62.538	57.915	-11.462	74.000	4.624	PK
2			5650.000	61.583	56.912	-12.417	74.000	4.671	PK
3			5698.010	66.893	62.025	-37.071	103.963	4.868	PK
4			5700.000	66.059	61.181	-39.141	105.200	4.878	PK
5			5718.470	76.458	71.471	-33.914	110.372	4.986	PK
6			5720.000	74.972	69.975	-35.828	110.800	4.997	PK
7			5722.760	77.931	72.916	-39.163	117.094	5.015	PK
8			5725.000	73.335	68.306	-48.865	122.200	5.029	PK
9		*	5748.583	123.433	118.258	N/A	N/A	5.175	PK

Note: Measure Level (dBμV/m) = Reading Level (dBμV) + Factor (dB)

Factor (dB) = Cable Loss (dB) + Antenna Factor (dB/m) - Pre_Amplifier Gain (dB)

Site: AC1	Time: 2016/08/16 - 01:31
Limit: FCC_Part15.407_RE(3m)	Engineer: Kevin Ke
Probe: BBHA9120D_1GHz_18GHz	Polarity: Horizontal
EUT: US WI-FI AP 4X4 OD ext. antenna	Power: DC 54V
Test Mode: Transmit by 802.11a at Channel 5825MHz Ant 0+1+2+3	

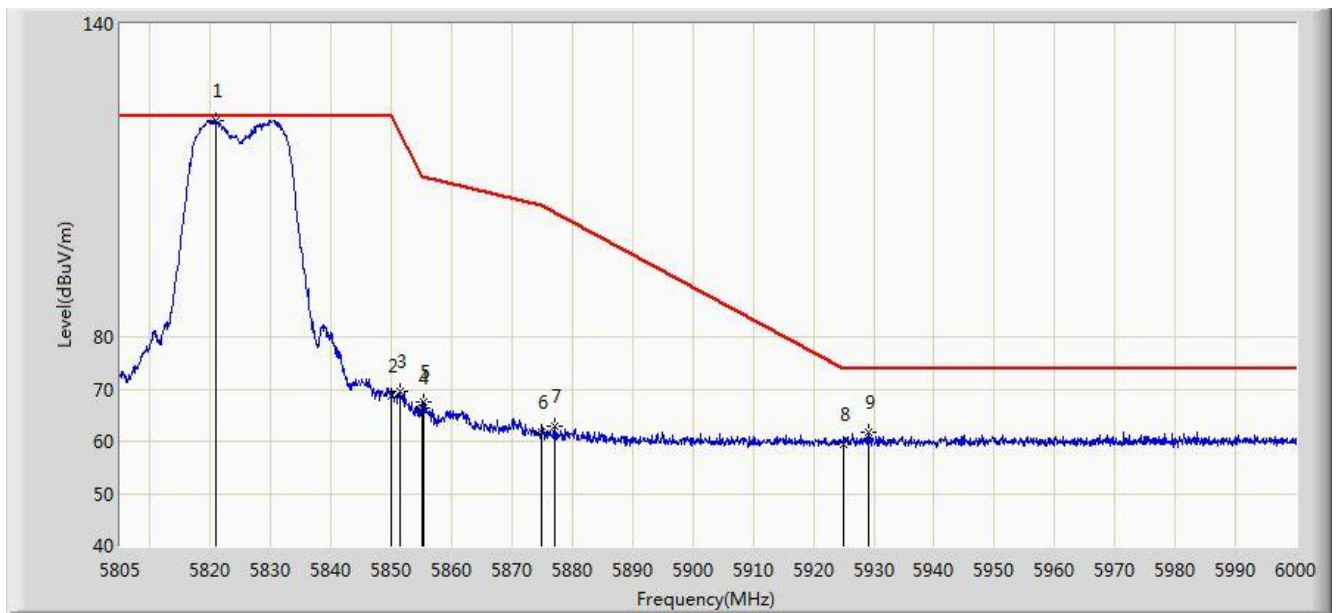


No	Flag	Mark	Frequency (MHz)	Measure Level (dBuV/m)	Reading Level (dBuV)	Margin (dB)	Limit (dBuV/m)	Factor (dB)	Type
1		*	5824.402	122.457	116.873	N/A	N/A	5.585	PK
2			5850.000	66.326	60.600	-55.874	122.200	5.726	PK
3			5852.190	67.454	61.719	-49.752	117.206	5.735	PK
4			5855.000	65.898	60.152	-44.902	110.800	5.746	PK
5			5857.748	66.778	61.020	-43.252	110.029	5.757	PK
6			5875.000	61.880	56.060	-43.320	105.200	5.820	PK
7			5875.687	63.235	57.413	-41.534	104.770	5.822	PK
8			5925.000	59.649	53.683	-14.351	74.000	5.967	PK
9			5929.703	61.732	55.754	-12.268	74.000	5.978	PK

Note: Measure Level (dB μ V/m) = Reading Level (dB μ V) + Factor (dB)

Factor (dB) = Cable Loss (dB) + Antenna Factor (dB/m) - Pre_Amplifier Gain (dB)

Site: AC1	Time: 2016/08/16 - 01:32
Limit: FCC_Part15.407_RE(3m)	Engineer: Kevin Ke
Probe: BBHA9120D_1GHz_18GHz	Polarity: Vertical
EUT: US WI-FI AP 4X4 OD ext. antenna	Power: DC 54V
Test Mode: Transmit by 802.11a at Channel 5825MHz Ant 0+1+2+3	

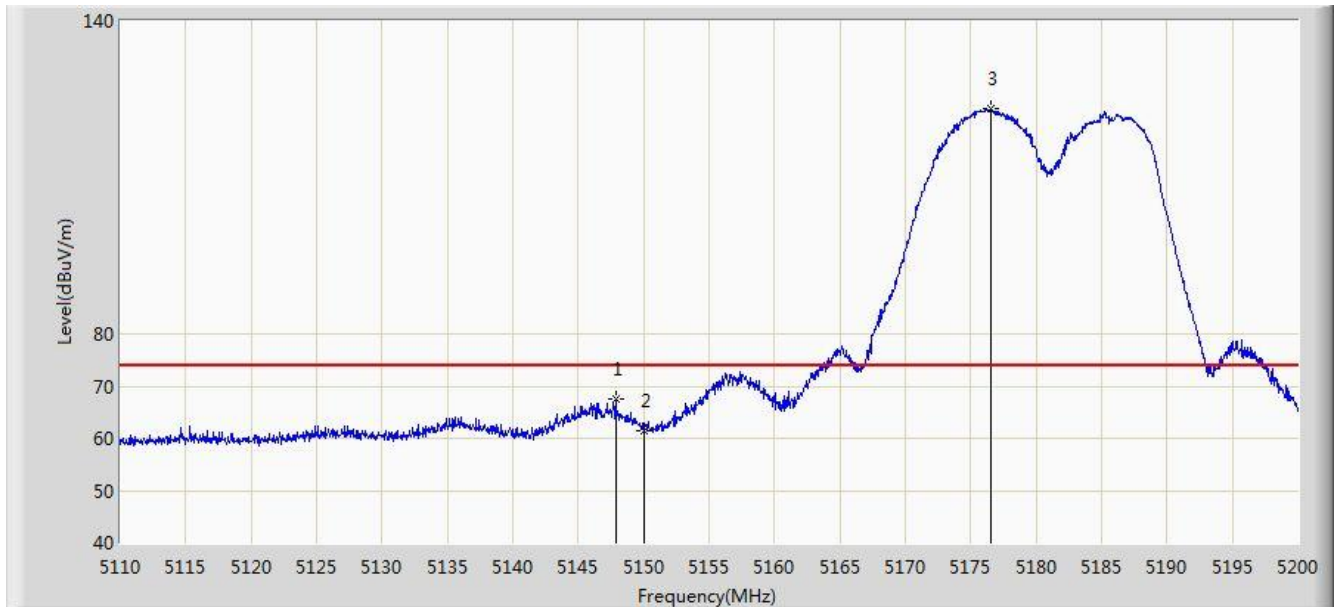


No	Flag	Mark	Frequency (MHz)	Measure Level (dBuV/m)	Reading Level (dBuV)	Margin (dB)	Limit (dBuV/m)	Factor (dB)	Type
1		*	5820.893	121.552	115.988	N/A	N/A	5.564	PK
2			5850.000	68.626	62.900	-53.574	122.200	5.726	PK
3			5851.410	69.467	63.736	-49.517	118.984	5.731	PK
4			5855.000	66.383	60.637	-44.417	110.800	5.746	PK
5			5855.310	67.637	61.889	-43.077	110.713	5.747	PK
6			5875.000	61.714	55.894	-43.486	105.200	5.820	PK
7			5877.053	62.957	57.130	-40.957	103.914	5.827	PK
8			5925.000	59.469	53.503	-14.531	74.000	5.967	PK
9			5929.020	61.875	55.898	-12.125	74.000	5.976	PK

Note: Measure Level (dBµV/m) = Reading Level (dBµV) + Factor (dB)

Factor (dB) = Cable Loss (dB) + Antenna Factor (dB/m) - Pre_Amplifier Gain (dB)

Site: AC1	Time: 2016/08/16 - 01:38
Limit: FCC_Part15.209_RE(3m)	Engineer: Kevin Ke
Probe: BBHA9120D_1GHz_18GHz	Polarity: Horizontal
EUT: US WI-FI AP 4X4 OD ext. antenna	Power: DC 54V
Test Mode: Transmit by 802.11n-HT20 at Channel 5180MHz Ant 0+1+2+3	



No	Flag	Mark	Frequency (MHz)	Measure Level (dBuV/m)	Reading Level (dBuV)	Margin (dB)	Limit (dBuV/m)	Factor (dB)	Type
1			5147.890	67.509	63.333	-6.491	74.000	4.176	PK
2			5150.000	61.555	57.386	-12.445	74.000	4.170	PK
3		*	5176.510	123.259	119.178	N/A	N/A	4.081	PK

Note: Measure Level (dB μ V/m) = Reading Level (dB μ V) + Factor (dB)

Factor (dB) = Cable Loss (dB) + Antenna Factor (dB/m) - Pre_Amplifier Gain (dB)

Site: AC1	Time: 2016/08/16 - 01:39
Limit: FCC_Part15.209_RE(3m)	Engineer: Kevin Ke
Probe: BBHA9120D_1GHz_18GHz	Polarity: Horizontal
EUT: US WI-FI AP 4X4 OD ext. antenna	Power: DC 54V
Test Mode: Transmit by 802.11n-HT20 at Channel 5180MHz Ant 0+1+2+3	

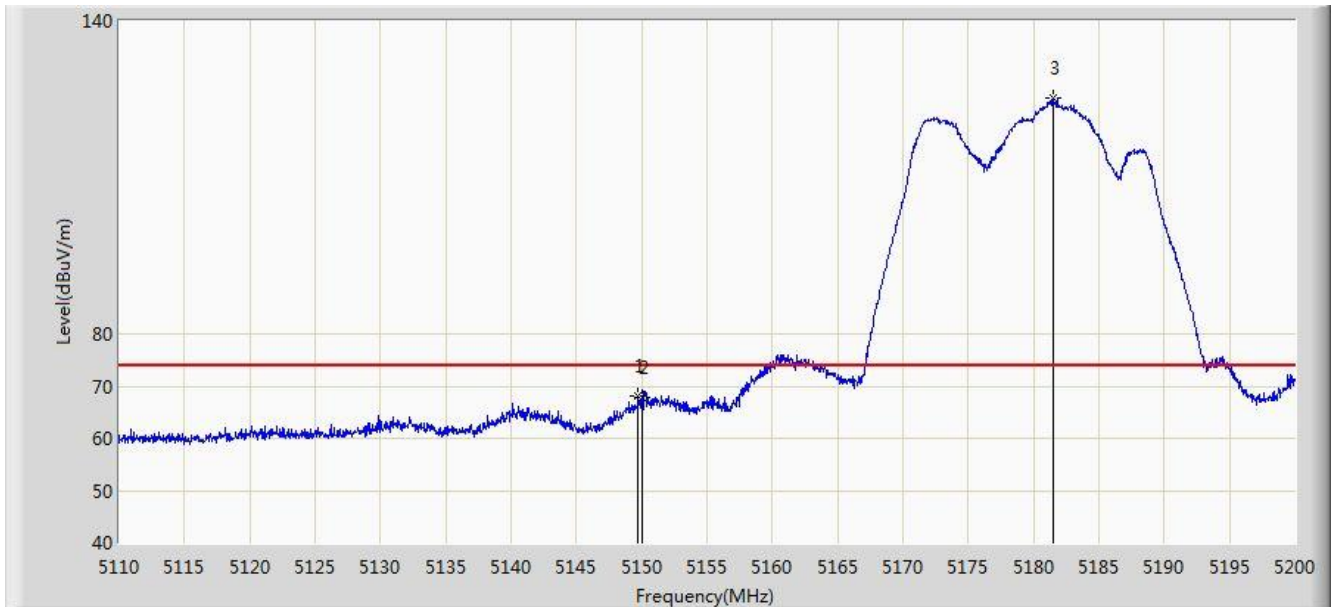


No	Flag	Mark	Frequency (MHz)	Measure Level (dBuV/m)	Reading Level (dBuV)	Margin (dB)	Limit (dBuV/m)	Factor (dB)	Type
1			5146.765	52.025	47.849	-1.975	54.000	4.176	AV
2			5150.000	50.051	45.882	-3.949	54.000	4.170	AV
3		*	5176.420	111.431	107.349	N/A	N/A	4.081	AV

Note: Measure Level (dBμV/m) = Reading Level (dBμV) + Factor (dB)

Factor (dB) = Cable Loss (dB) + Antenna Factor (dB/m) - Pre_Amplifier Gain (dB)

Site: AC1	Time: 2016/08/16 - 01:37
Limit: FCC_Part15.209_RE(3m)	Engineer: Kevin Ke
Probe: BBHA9120D_1GHz_18GHz	Polarity: Vertical
EUT: US WI-FI AP 4X4 OD ext. antenna	Power: DC 54V
Test Mode: Transmit by 802.11n-HT20 at Channel 5180MHz Ant 0+1+2+3	

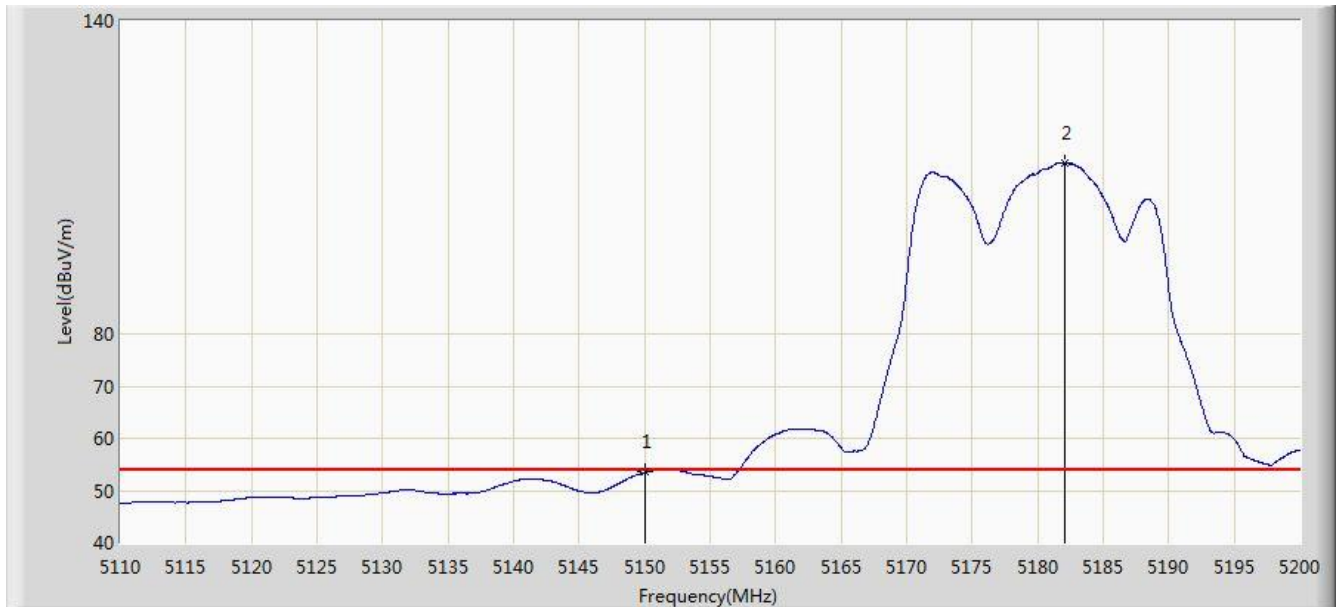


No	Flag	Mark	Frequency (MHz)	Measure Level (dBuV/m)	Reading Level (dBuV)	Margin (dB)	Limit (dBuV/m)	Factor (dB)	Type
1			5149.735	68.020	63.850	-5.980	74.000	4.170	PK
2			5150.000	67.720	63.551	-6.280	74.000	4.170	PK
3		*	5181.460	125.210	121.146	N/A	N/A	4.064	PK

Note: Measure Level (dB μ V/m) = Reading Level (dB μ V) + Factor (dB)

Factor (dB) = Cable Loss (dB) + Antenna Factor (dB/m) - Pre_Amplifier Gain (dB)

Site: AC1	Time: 2016/08/16 - 01:35
Limit: FCC_Part15.209_RE(3m)	Engineer: Kevin Ke
Probe: BBHA9120D_1GHz_18GHz	Polarity: Vertical
EUT: US WI-FI AP 4X4 OD ext. antenna	Power: DC 54V
Test Mode: Transmit by 802.11n-HT20 at Channel 5180MHz Ant 0+1+2+3	

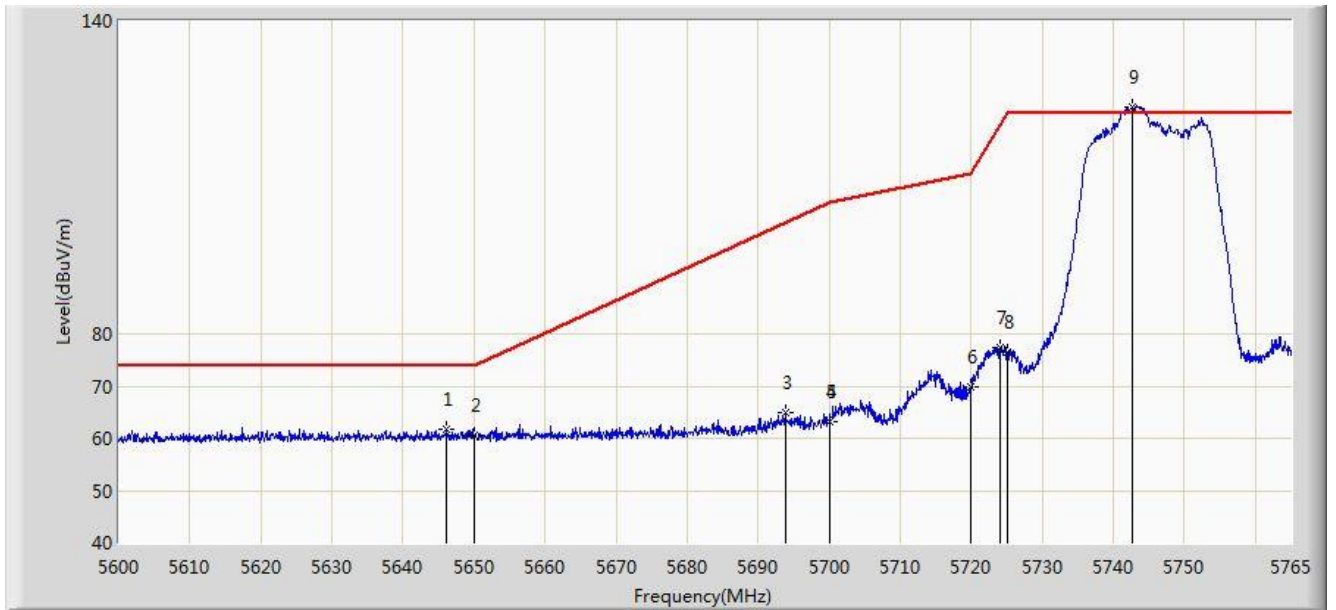


No	Flag	Mark	Frequency (MHz)	Measure Level (dBuV/m)	Reading Level (dBuV)	Margin (dB)	Limit (dBuV/m)	Factor (dB)	Type
1			5150.000	53.480	49.311	-0.520	54.000	4.170	AV
2		*	5182.090	112.832	108.771	N/A	N/A	4.061	AV

Note: Measure Level (dBuV/m) = Reading Level (dBuV) + Factor (dB)

Factor (dB) = Cable Loss (dB) + Antenna Factor (dB/m) - Pre_Amplifier Gain (dB)

Site: AC1	Time: 2016/08/16 - 23:37
Limit: FCC_Part15.407_RE(3m)	Engineer: Kevin Ke
Probe: BBHA9120D_1GHz_18GHz	Polarity: Horizontal
EUT: US WI-FI AP 4X4 OD ext. antenna	Power: DC 54V
Test Mode: Transmit by 802.11n-HT20 at Channel 5745MHz Ant 0+1+2+3	

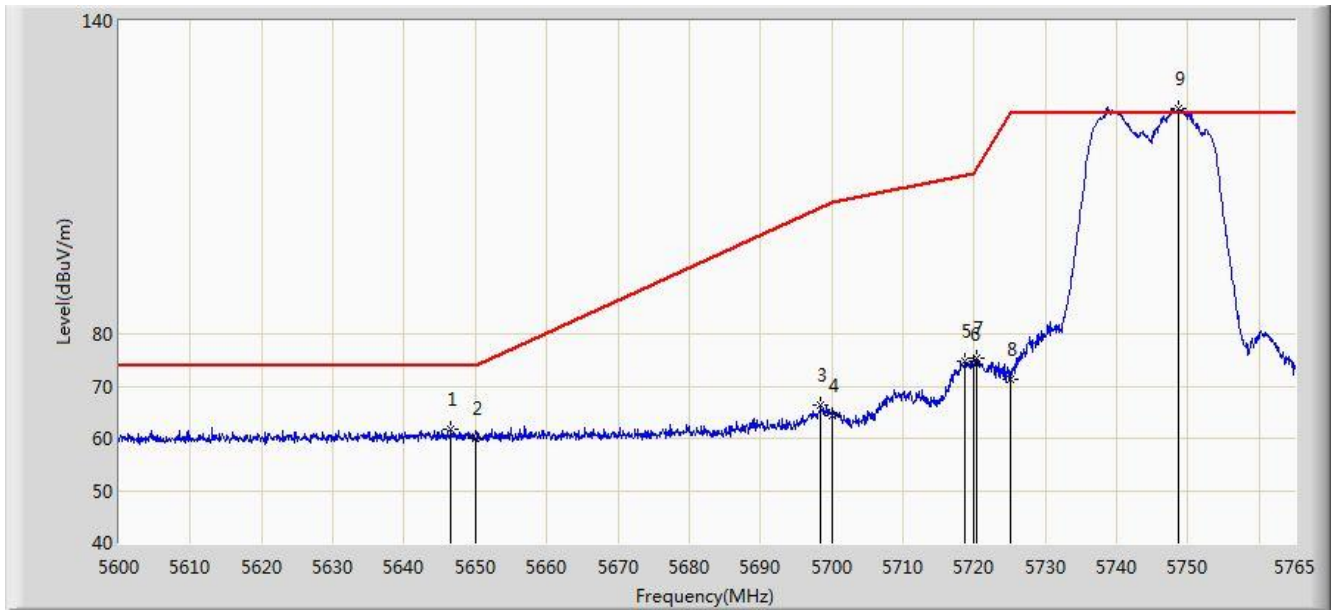


No	Flag	Mark	Frequency (MHz)	Measure Level (dBuV/m)	Reading Level (dBuV)	Margin (dB)	Limit (dBuV/m)	Factor (dB)	Type
1			5646.118	61.824	57.166	-12.176	74.000	4.658	PK
2			5650.000	60.668	55.997	-13.332	74.000	4.671	PK
3			5693.803	64.895	60.050	-36.453	101.348	4.846	PK
4			5700.000	63.111	58.233	-42.089	105.200	4.878	PK
5			5700.000	63.111	58.233	-42.089	105.200	4.878	PK
6			5720.000	69.939	64.942	-40.861	110.800	4.997	PK
7			5723.998	77.442	72.419	-42.475	119.916	5.022	PK
8			5725.000	76.441	71.412	-45.759	122.200	5.029	PK
9		*	5742.643	123.462	118.321	N/A	N/A	5.142	PK

Note: Measure Level (dB μ V/m) = Reading Level (dB μ V) + Factor (dB)

Factor (dB) = Cable Loss (dB) + Antenna Factor (dB/m) - Pre_Amplifier Gain (dB)

Site: AC1	Time: 2016/08/16 - 23:38
Limit: FCC_Part15.407_RE(3m)	Engineer: Kevin Ke
Probe: BBHA9120D_1GHz_18GHz	Polarity: Vertical
EUT: US WI-FI AP 4X4 OD ext. antenna	Power: DC 54V
Test Mode: Transmit by 802.11n-HT20 at Channel 5745MHz Ant 0+1+2+3	

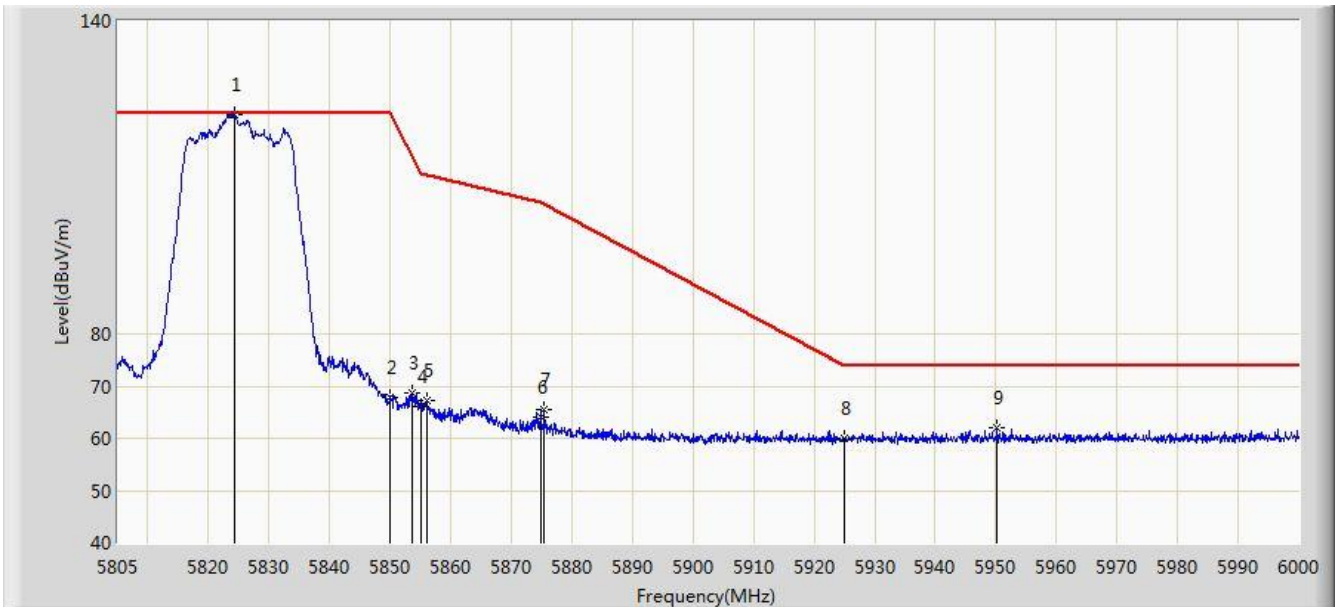


No	Flag	Mark	Frequency (MHz)	Measure Level (dBuV/m)	Reading Level (dBuV)	Margin (dB)	Limit (dBuV/m)	Factor (dB)	Type
1			5646.612	61.602	56.942	-12.398	74.000	4.660	PK
2			5650.000	59.915	55.244	-14.085	74.000	4.671	PK
3			5698.422	66.476	61.606	-37.744	104.220	4.870	PK
4			5700.000	64.299	59.421	-40.901	105.200	4.878	PK
5			5718.717	74.712	69.723	-35.730	110.441	4.989	PK
6			5720.000	74.078	69.081	-36.722	110.800	4.997	PK
7			5720.285	75.265	70.266	-36.185	111.450	4.999	PK
8			5725.000	71.416	66.387	-50.784	122.200	5.029	PK
9		*	5748.665	123.102	117.926	N/A	N/A	5.176	PK

Note: Measure Level (dBμV/m) = Reading Level (dBμV) + Factor (dB)

Factor (dB) = Cable Loss (dB) + Antenna Factor (dB/m) - Pre_Amplifier Gain (dB)

Site: AC1	Time: 2016/08/16 - 23:42
Limit: FCC_Part15.407_RE(3m)	Engineer: Kevin Ke
Probe: BBHA9120D_1GHz_18GHz	Polarity: Horizontal
EUT: US WI-FI AP 4X4 OD ext. antenna	Power: DC 54V
Test Mode: Transmit by 802.11n-HT20 at Channel 5825MHz Ant 0+1+2+3	

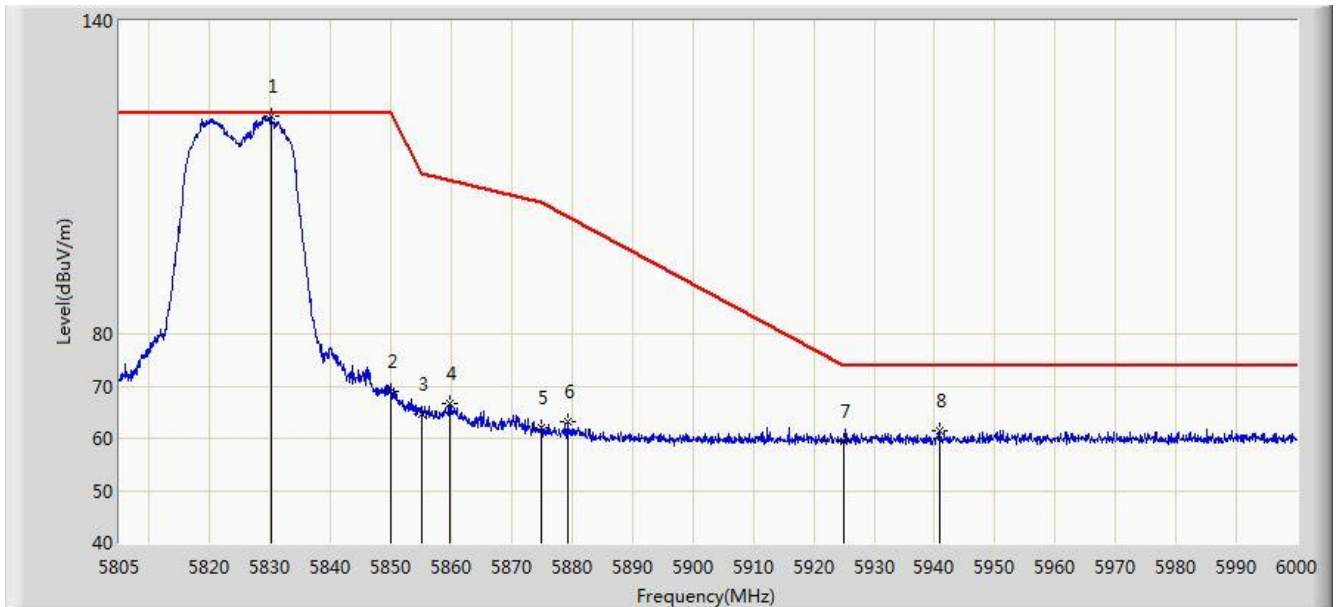


No	Flag	Mark	Frequency (MHz)	Measure Level (dBuV/m)	Reading Level (dBuV)	Margin (dB)	Limit (dBuV/m)	Factor (dB)	Type
1		*	5824.305	121.926	116.342	N/A	N/A	5.584	PK
2			5850.000	67.741	62.015	-54.459	122.200	5.726	PK
3			5853.652	68.555	62.814	-45.318	113.872	5.741	PK
4			5855.000	66.048	60.302	-44.752	110.800	5.746	PK
5			5856.187	67.244	61.493	-43.223	110.467	5.751	PK
6			5875.000	63.971	58.151	-41.229	105.200	5.820	PK
7			5875.493	65.564	59.742	-39.328	104.891	5.821	PK
8			5925.000	59.960	53.994	-14.040	74.000	5.967	PK
9			5950.178	62.007	55.981	-11.993	74.000	6.026	PK

Note: Measure Level (dBμV/m) = Reading Level (dBμV) + Factor (dB)

Factor (dB) = Cable Loss (dB) + Antenna Factor (dB/m) - Pre_Amplifier Gain (dB)

Site: AC1	Time: 2016/08/16 - 23:43
Limit: FCC_Part15.407_RE(3m)	Engineer: Kevin Ke
Probe: BBHA9120D_1GHz_18GHz	Polarity: Vertical
EUT: US WI-FI AP 4X4 OD ext. antenna	Power: DC 54V
Test Mode: Transmit by 802.11n-HT20 at Channel 5825MHz Ant 0+1+2+3	

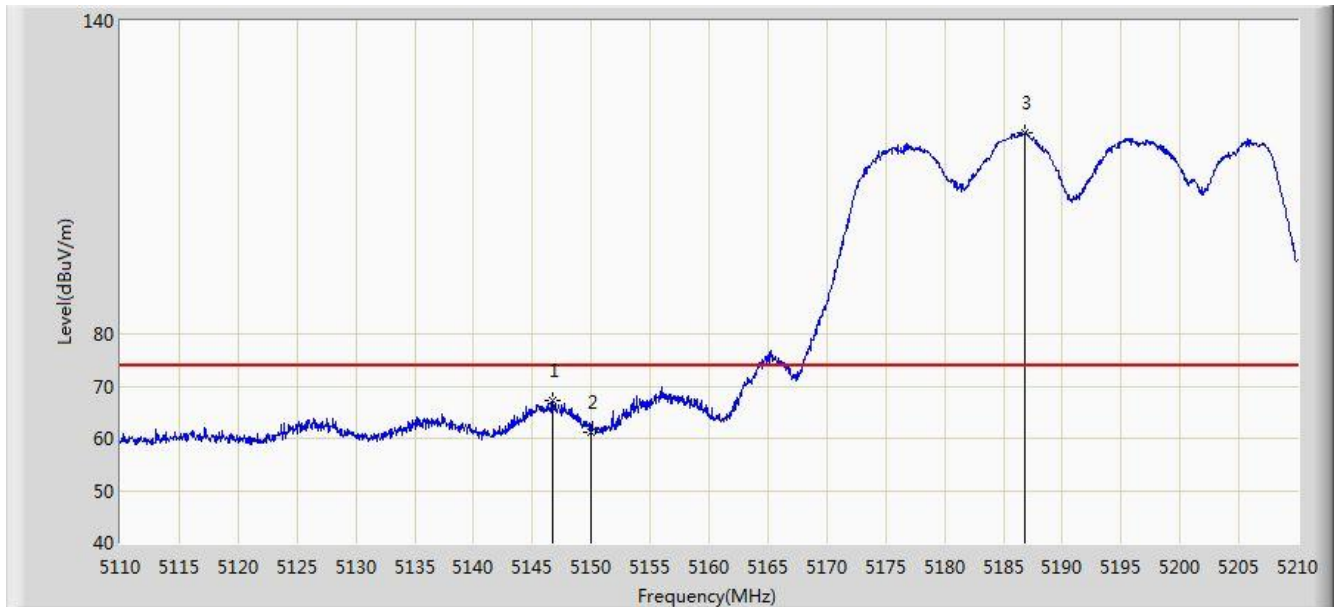


No	Flag	Mark	Frequency (MHz)	Measure Level (dBuV/m)	Reading Level (dBuV)	Margin (dB)	Limit (dBuV/m)	Factor (dB)	Type
1		*	5830.058	121.675	116.058	N/A	N/A	5.617	PK
2			5850.000	68.844	63.118	-53.356	122.200	5.726	PK
3			5855.000	64.567	58.821	-46.233	110.800	5.746	PK
4			5859.795	66.771	61.005	-42.685	109.456	5.766	PK
5			5875.000	61.985	56.165	-43.215	105.200	5.820	PK
6			5879.197	63.259	57.425	-39.312	102.571	5.834	PK
7			5925.000	59.489	53.523	-14.511	74.000	5.967	PK
8			5940.817	61.307	55.301	-12.693	74.000	6.006	PK

Note: Measure Level (dB μ V/m) = Reading Level (dB μ V) + Factor (dB)

Factor (dB) = Cable Loss (dB) + Antenna Factor (dB/m) - Pre_Amplifier Gain (dB)

Site: AC1	Time: 2016/08/16 - 23:51
Limit: FCC_Part15.209_RE(3m)	Engineer: Kevin Ke
Probe: BBHA9120D_1GHz_18GHz	Polarity: Horizontal
EUT: US WI-FI AP 4X4 OD ext. antenna	Power: DC 54V
Test Mode: Transmit by 802.11n-HT40 at Channel 5190MHz Ant 0+1+2+3	

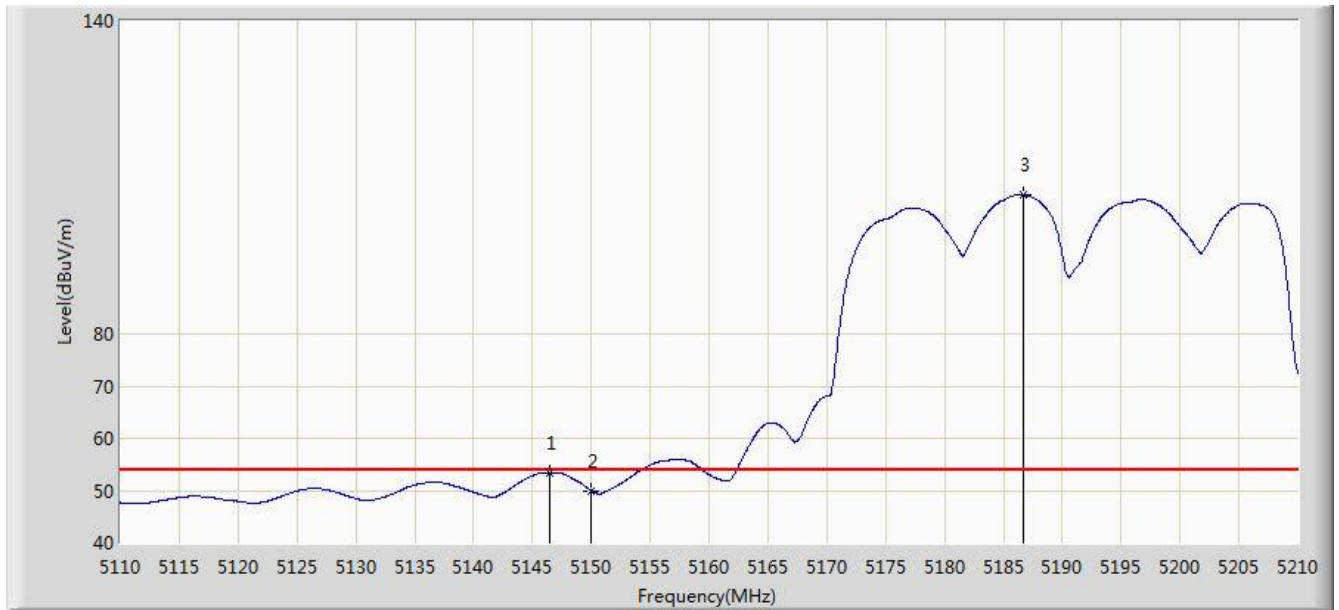


No	Flag	Mark	Frequency (MHz)	Measure Level (dBuV/m)	Reading Level (dBuV)	Margin (dB)	Limit (dBuV/m)	Factor (dB)	Type
1			5146.750	67.232	63.056	-6.768	74.000	4.176	PK
2			5150.000	61.206	57.037	-12.794	74.000	4.170	PK
3		*	5186.850	118.517	114.472	N/A	N/A	4.044	PK

Note: Measure Level (dB μ V/m) = Reading Level (dB μ V) + Factor (dB)

Factor (dB) = Cable Loss (dB) + Antenna Factor (dB/m) - Pre_Amplifier Gain (dB)

Site: AC1	Time: 2016/08/16 - 23:52
Limit: FCC_Part15.209_RE(3m)	Engineer: Kevin Ke
Probe: BBHA9120D_1GHz_18GHz	Polarity: Horizontal
EUT: US WI-FI AP 4X4 OD ext. antenna	Power: DC 54V
Test Mode: Transmit by 802.11n-HT40 at Channel 5190MHz Ant 0+1+2+3	



No	Flag	Mark	Frequency (MHz)	Measure Level (dBuV/m)	Reading Level (dBuV)	Margin (dB)	Limit (dBuV/m)	Factor (dB)	Type
1			5146.500	53.460	49.284	-0.540	54.000	4.176	AV
2			5150.000	49.987	45.818	-4.013	54.000	4.170	AV
3		*	5186.750	106.636	102.591	N/A	N/A	4.045	AV

Note: Measure Level (dBμV/m) = Reading Level (dBμV) + Factor (dB)

Factor (dB) = Cable Loss (dB) + Antenna Factor (dB/m) - Pre_Amplifier Gain (dB)

Site: AC1	Time: 2016/08/16 - 23:50
Limit: FCC_Part15.209_RE(3m)	Engineer: Kevin Ke
Probe: BBHA9120D_1GHz_18GHz	Polarity: Vertical
EUT: US WI-FI AP 4X4 OD ext. antenna	Power: DC 54V
Test Mode: Transmit by 802.11n-HT40 at Channel 5190MHz Ant 0+1+2+3	

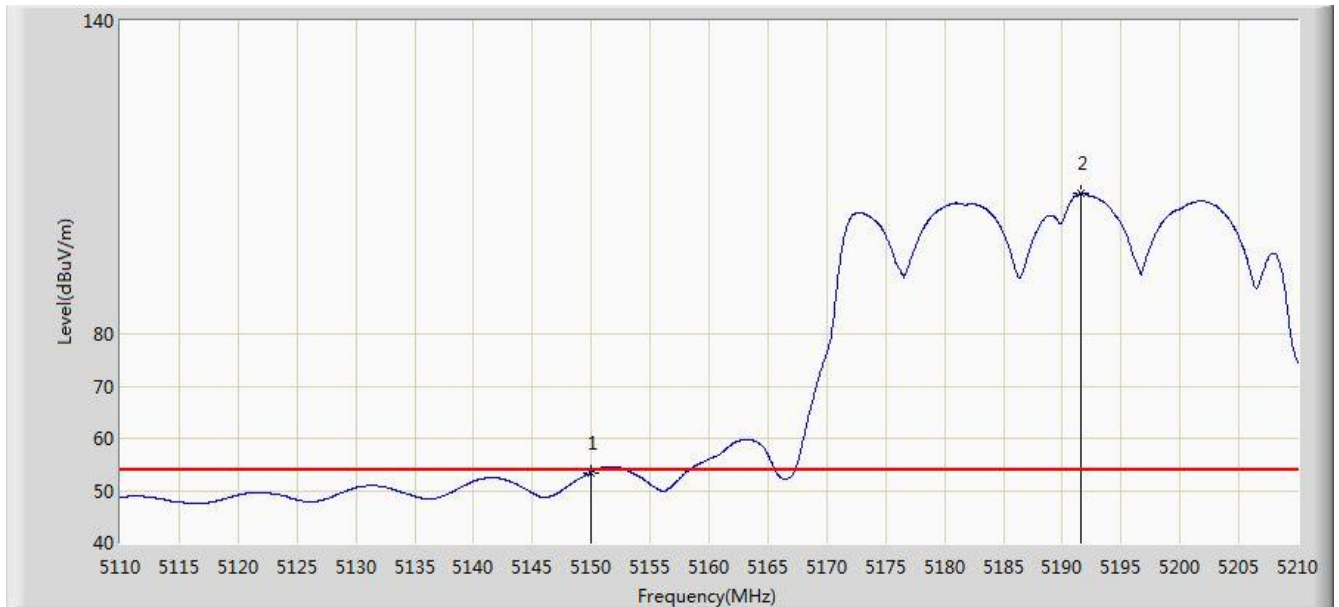


No	Flag	Mark	Frequency (MHz)	Measure Level (dBuV/m)	Reading Level (dBuV)	Margin (dB)	Limit (dBuV/m)	Factor (dB)	Type
1			5149.700	65.857	61.687	-8.143	74.000	4.170	PK
2			5150.000	64.677	60.508	-9.323	74.000	4.170	PK
3		*	5191.650	118.889	114.861	N/A	N/A	4.027	PK

Note: Measure Level (dBμV/m) = Reading Level (dBμV) + Factor (dB)

Factor (dB) = Cable Loss (dB) + Antenna Factor (dB/m) - Pre_Amplifier Gain (dB)

Site: AC1	Time: 2016/08/16 - 23:48
Limit: FCC_Part15.209_RE(3m)	Engineer: Kevin Ke
Probe: BBHA9120D_1GHz_18GHz	Polarity: Vertical
EUT: US WI-FI AP 4X4 OD ext. antenna	Power: DC 54V
Test Mode: Transmit by 802.11n-HT40 at Channel 5190MHz Ant 0+1+2+3	

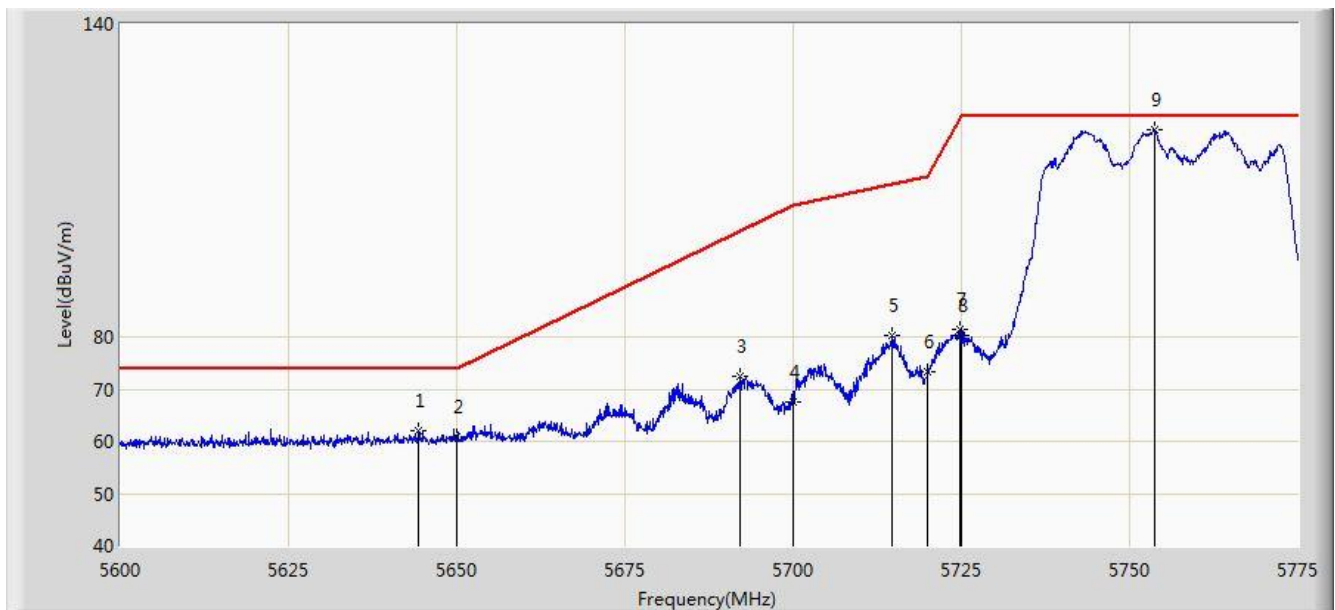


No	Flag	Mark	Frequency (MHz)	Measure Level (dBuV/m)	Reading Level (dBuV)	Margin (dB)	Limit (dBuV/m)	Factor (dB)	Type
1			5150.000	53.478	49.309	-0.522	54.000	4.170	AV
2		*	5191.600	106.830	102.802	52.830	54.000	4.027	AV

Note: Measure Level (dB μ V/m) = Reading Level (dB μ V) + Factor (dB)

Factor (dB) = Cable Loss (dB) + Antenna Factor (dB/m) - Pre_Amplifier Gain (dB)

Site: AC1	Time: 2016/08/17 - 00:37
Limit: FCC_Part15.407_RE(3m)	Engineer: Kevin Ke
Probe: BBHA9120D_1GHz_18GHz	Polarity: Horizontal
EUT: US WI-FI AP 4X4 OD ext. antenna	Power: DC 54V
Test Mode: Transmit by 802.11n-HT40 at Channel 5755MHz Ant 0+1+2+3	

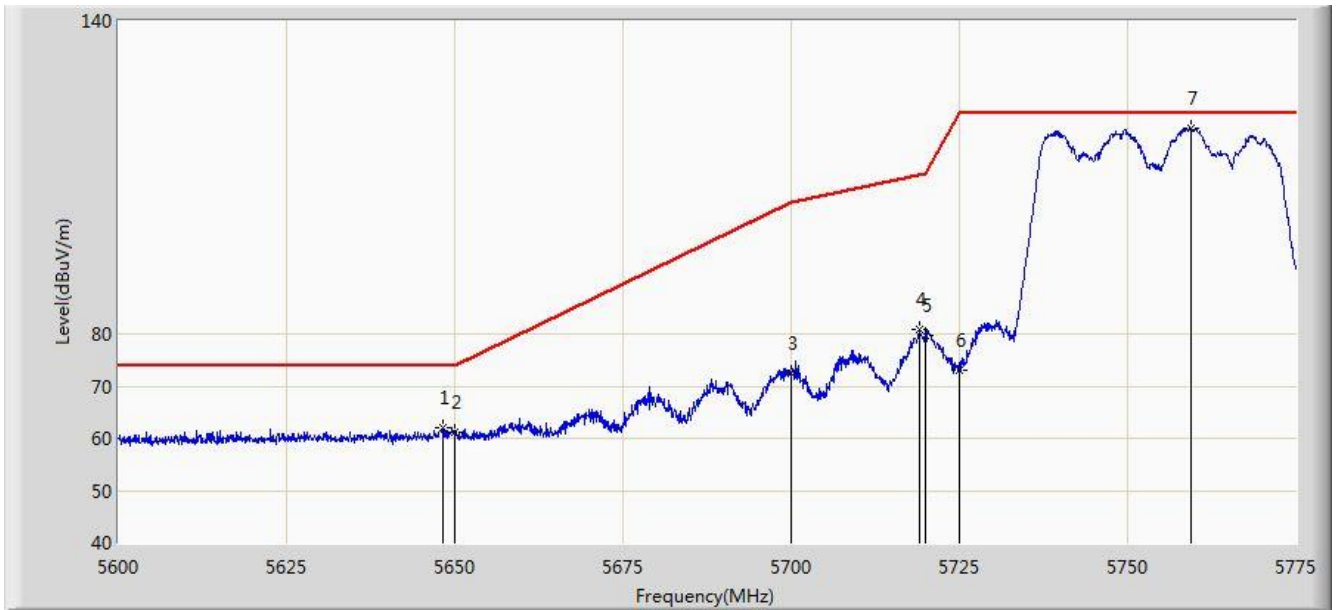


No	Flag	Mark	Frequency (MHz)	Measure Level (dBuV/m)	Reading Level (dBuV)	Margin (dB)	Limit (dBuV/m)	Factor (dB)	Type
1			5644.362	62.127	57.475	-11.873	74.000	4.652	PK
2			5650.000	60.889	56.218	-13.111	74.000	4.671	PK
3			5692.050	72.554	67.718	-27.704	100.258	4.836	PK
4			5700.000	67.401	62.523	-37.799	105.200	4.878	PK
5			5714.800	80.154	75.191	-29.191	109.346	4.963	PK
6			5720.000	73.222	68.225	-37.578	110.800	4.997	PK
7			5724.862	81.484	76.456	-40.401	121.885	5.029	PK
8			5725.000	80.426	75.397	-41.774	122.200	5.029	PK
9		*	5753.650	119.583	114.379	N/A	N/A	5.204	PK

Note: Measure Level (dBμV/m) = Reading Level (dBμV) + Factor (dB)

Factor (dB) = Cable Loss (dB) + Antenna Factor (dB/m) - Pre_Amplifier Gain (dB)

Site: AC1	Time: 2016/08/17 - 00:40
Limit: FCC_Part15.407_RE(3m)	Engineer: Kevin Ke
Probe: BBHA9120D_1GHz_18GHz	Polarity: Vertical
EUT: US WI-FI AP 4X4 OD ext. antenna	Power: DC 54V
Test Mode: Transmit by 802.11n-HT40 at Channel 5755MHz Ant 0+1+2+3	

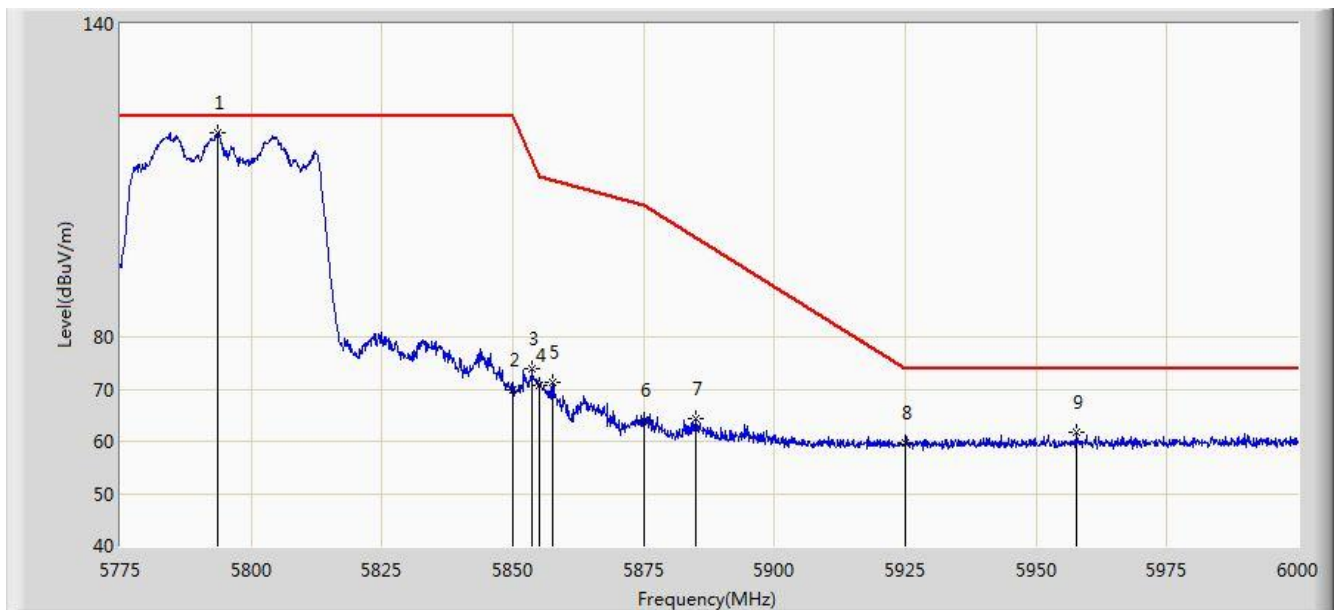


No	Flag	Mark	Frequency (MHz)	Measure Level (dBuV/m)	Reading Level (dBuV)	Margin (dB)	Limit (dBuV/m)	Factor (dB)	Type
1			5648.212	62.012	57.347	-11.988	74.000	4.665	PK
2			5650.000	61.047	56.376	-12.953	74.000	4.671	PK
3			5700.000	72.552	67.674	-32.648	105.200	4.878	PK
4			5719.000	80.925	75.935	-29.595	110.520	4.990	PK
5			5720.000	79.617	74.620	-31.183	110.800	4.997	PK
6			5725.000	73.094	68.065	-49.106	122.200	5.029	PK
7		*	5759.425	119.433	114.196	N/A	N/A	5.237	PK

Note: Measure Level (dBμV/m) = Reading Level (dBμV) + Factor (dB)

Factor (dB) = Cable Loss (dB) + Antenna Factor (dB/m) - Pre_Amplifier Gain (dB)

Site: AC1	Time: 2016/08/17 - 00:41
Limit: FCC_Part15.407_RE(3m)	Engineer: Kevin Ke
Probe: BBHA9120D_1GHz_18GHz	Polarity: Horizontal
EUT: US WI-FI AP 4X4 OD ext. antenna	Power: DC 54V
Test Mode: Transmit by 802.11n-HT40 at Channel 5795MHz Ant 0+1+2+3	

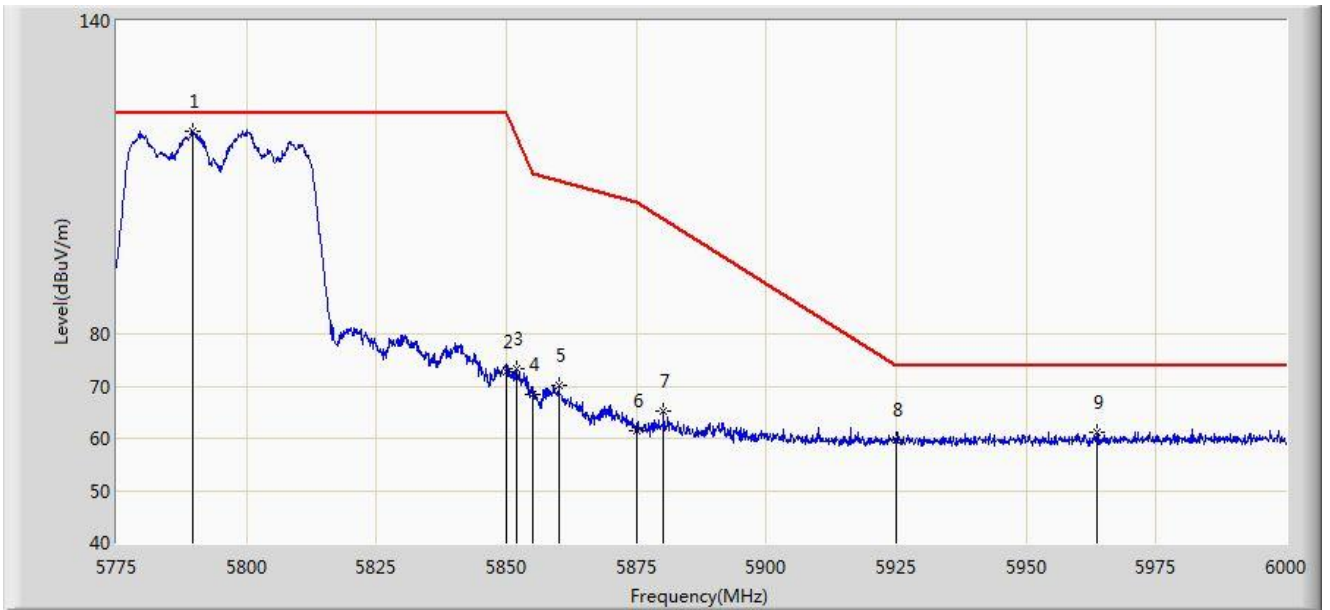


1	*	5793.675	119.215	113.805	N/A	N/A	5.410	PK
2		5850.000	69.816	64.090	-52.384	122.200	5.726	PK
3		5853.638	73.830	68.089	-40.075	113.904	5.741	PK
4		5855.000	70.814	65.068	-39.986	110.800	5.746	PK
5		5857.687	71.213	65.456	-38.833	110.047	5.757	PK
6		5875.000	63.964	58.144	-41.236	105.200	5.820	PK
7		5885.025	64.464	58.610	-34.459	98.923	5.854	PK
8		5925.000	59.695	53.729	-14.305	74.000	5.967	PK
9		5957.812	61.804	55.764	-12.196	74.000	6.040	PK

Note: Measure Level (dB μ V/m) = Reading Level (dB μ V) + Factor (dB)

Factor (dB) = Cable Loss (dB) + Antenna Factor (dB/m) - Pre_Amplifier Gain (dB)

Site: AC1	Time: 2016/08/17 - 00:42
Limit: FCC_Part15.407_RE(3m)	Engineer: Kevin Ke
Probe: BBHA9120D_1GHz_18GHz	Polarity: Vertical
EUT: US WI-FI AP 4X4 OD ext. antenna	Power: DC 54V
Test Mode: Transmit by 802.11n-HT40 at Channel 5795MHz Ant 0+1+2+3	

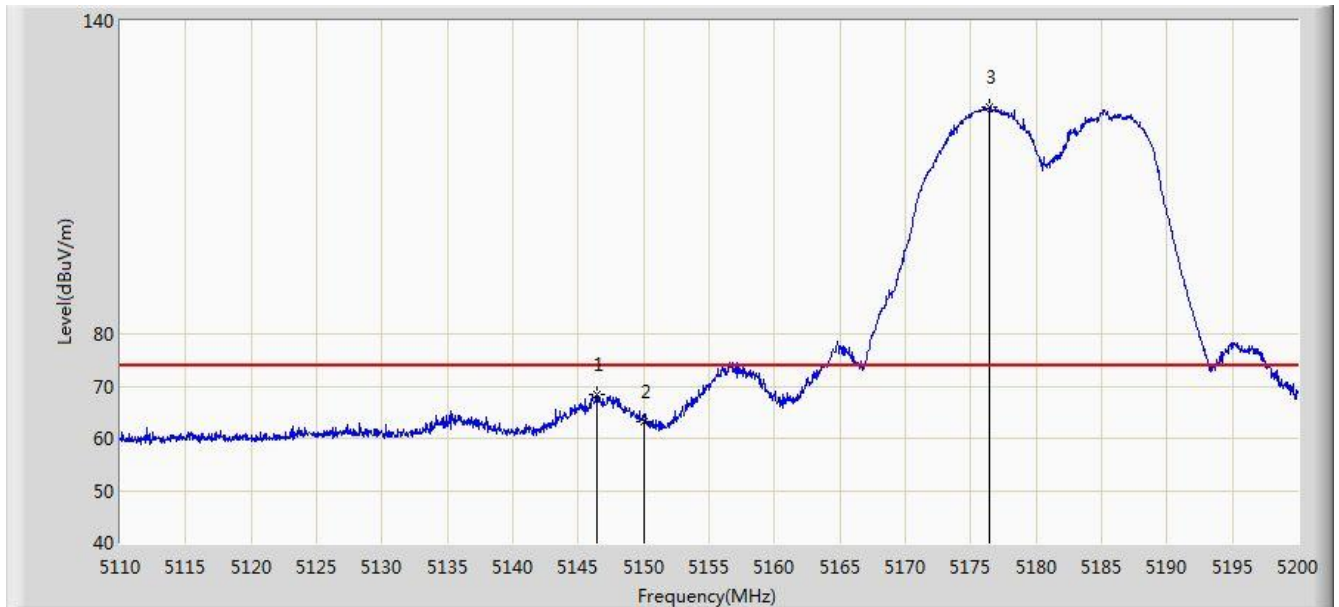


1	*	5789.737	118.977	113.587	N/A	N/A	5.390	PK
2		5850.000	72.629	66.903	-49.571	122.200	5.726	PK
3		5851.837	73.388	67.655	-44.622	118.011	5.734	PK
4		5855.000	68.263	62.517	-42.537	110.800	5.746	PK
5		5860.050	70.171	64.404	-39.213	109.384	5.767	PK
6		5875.000	61.460	55.640	-43.740	105.200	5.820	PK
7		5880.300	65.192	59.354	-36.688	101.880	5.837	PK
8		5925.000	59.686	53.720	-14.314	74.000	5.967	PK
9		5963.550	61.162	55.112	-12.838	74.000	6.050	PK

Note: Measure Level (dBµV/m) = Reading Level (dBµV) + Factor (dB)

Factor (dB) = Cable Loss (dB) + Antenna Factor (dB/m) - Pre_Amplifier Gain (dB)

Site: AC1	Time: 2016/08/17 - 00:51
Limit: FCC_Part15.209_RE(3m)	Engineer: Kevin Ke
Probe: BBHA9120D_1GHz_18GHz	Polarity: Horizontal
EUT: US WI-FI AP 4X4 OD ext. antenna	Power: DC 54V
Test Mode: Transmit by 802.11ac-VHT20 at Channel 5180MHz Ant 0+1+2+3	



No	Flag	Mark	Frequency (MHz)	Measure Level (dBuV/m)	Reading Level (dBuV)	Margin (dB)	Limit (dBuV/m)	Factor (dB)	Type
1			5146.450	68.432	64.256	-5.568	74.000	4.176	PK
2			5150.000	63.262	59.093	-10.738	74.000	4.170	PK
3		*	5176.465	123.564	119.483	N/A	N/A	4.081	PK

Note: Measure Level (dBμV/m) = Reading Level (dBμV) + Factor (dB)

Factor (dB) = Cable Loss (dB) + Antenna Factor (dB/m) - Pre_Amplifier Gain (dB)

Site: AC1	Time: 2016/08/17 - 00:52
Limit: FCC_Part15.209_RE(3m)	Engineer: Kevin Ke
Probe: BBHA9120D_1GHz_18GHz	Polarity: Horizontal
EUT: US WI-FI AP 4X4 OD ext. antenna	Power: DC 54V
Test Mode: Transmit by 802.11ac-VHT20 at Channel 5180MHz Ant 0+1+2+3	

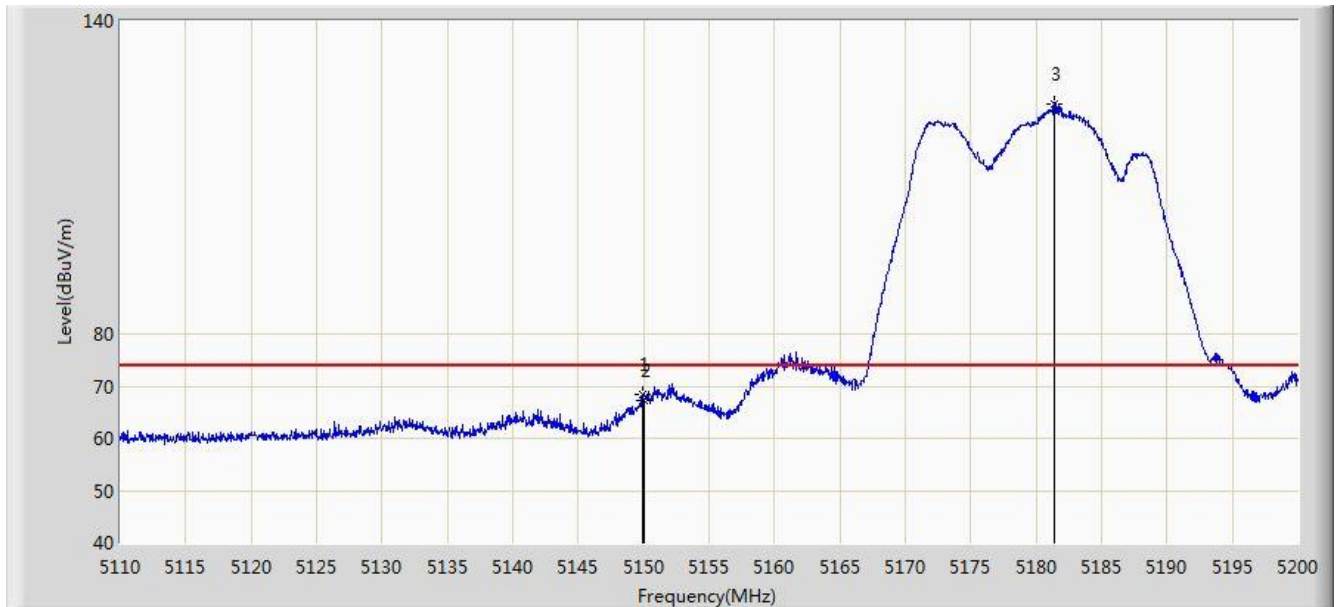


No	Flag	Mark	Frequency (MHz)	Measure Level (dBuV/m)	Reading Level (dBuV)	Margin (dB)	Limit (dBuV/m)	Factor (dB)	Type
1			5147.035	52.599	48.423	-1.401	54.000	4.176	AV
2			5150.000	50.441	46.272	-3.559	54.000	4.170	AV
3		*	5176.600	111.804	107.723	N/A	N/A	4.080	AV

Note: Measure Level (dBμV/m) = Reading Level (dBμV) + Factor (dB)

Factor (dB) = Cable Loss (dB) + Antenna Factor (dB/m) - Pre_Amplifier Gain (dB)

Site: AC1	Time: 2016/08/17 - 00:44
Limit: FCC_Part15.209_RE(3m)	Engineer: Kevin Ke
Probe: BBHA9120D_1GHz_18GHz	Polarity: Vertical
EUT: US WI-FI AP 4X4 OD ext. antenna	Power: DC 54V
Test Mode: Transmit by 802.11ac-VHT20 at Channel 5180MHz Ant 0+1+2+3	

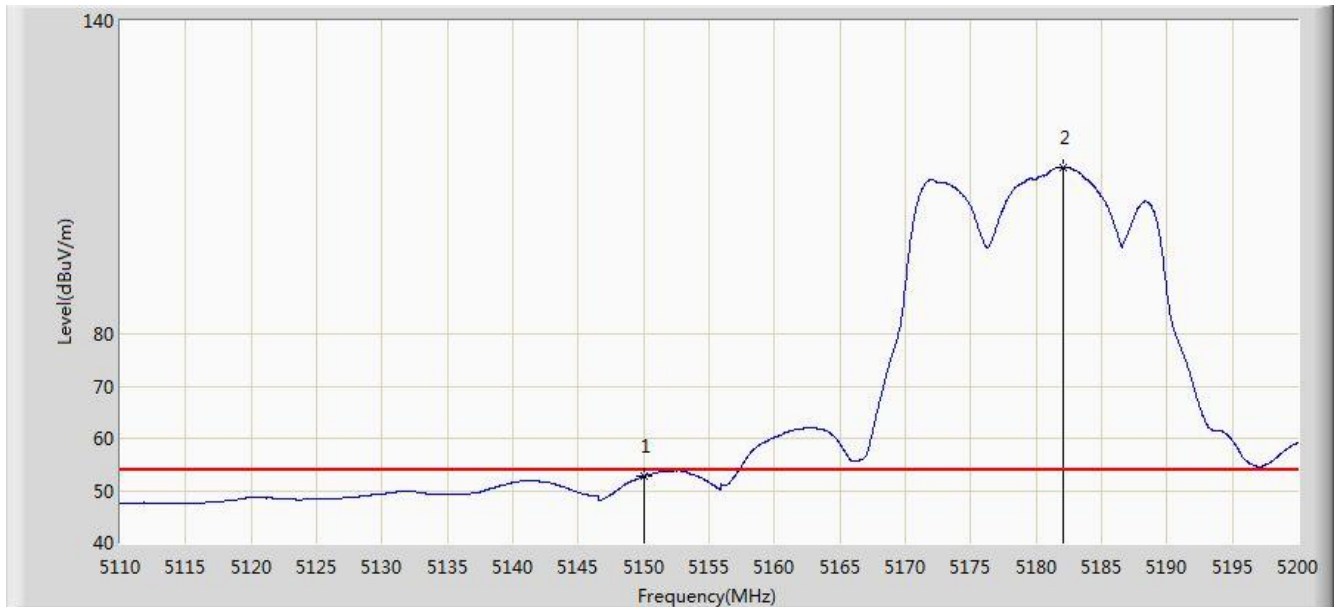


No	Flag	Mark	Frequency (MHz)	Measure Level (dBuV/m)	Reading Level (dBuV)	Margin (dB)	Limit (dBuV/m)	Factor (dB)	Type
1			5149.960	68.469	64.300	-5.531	74.000	4.170	PK
2			5150.000	67.356	63.187	-6.644	74.000	4.170	PK
3		*	5181.370	124.042	119.978	N/A	N/A	4.064	PK

Note: Measure Level (dB μ V/m) = Reading Level (dB μ V) + Factor (dB)

Factor (dB) = Cable Loss (dB) + Antenna Factor (dB/m) - Pre_Amplifier Gain (dB)

Site: AC1	Time: 2016/08/17 - 00:50
Limit: FCC_Part15.209_RE(3m)	Engineer: Kevin Ke
Probe: BBHA9120D_1GHz_18GHz	Polarity: Vertical
EUT: US WI-FI AP 4X4 OD ext. antenna	Power: DC 54V
Test Mode: Transmit by 802.11ac-VHT20 at Channel 5180MHz Ant 0+1+2+3	

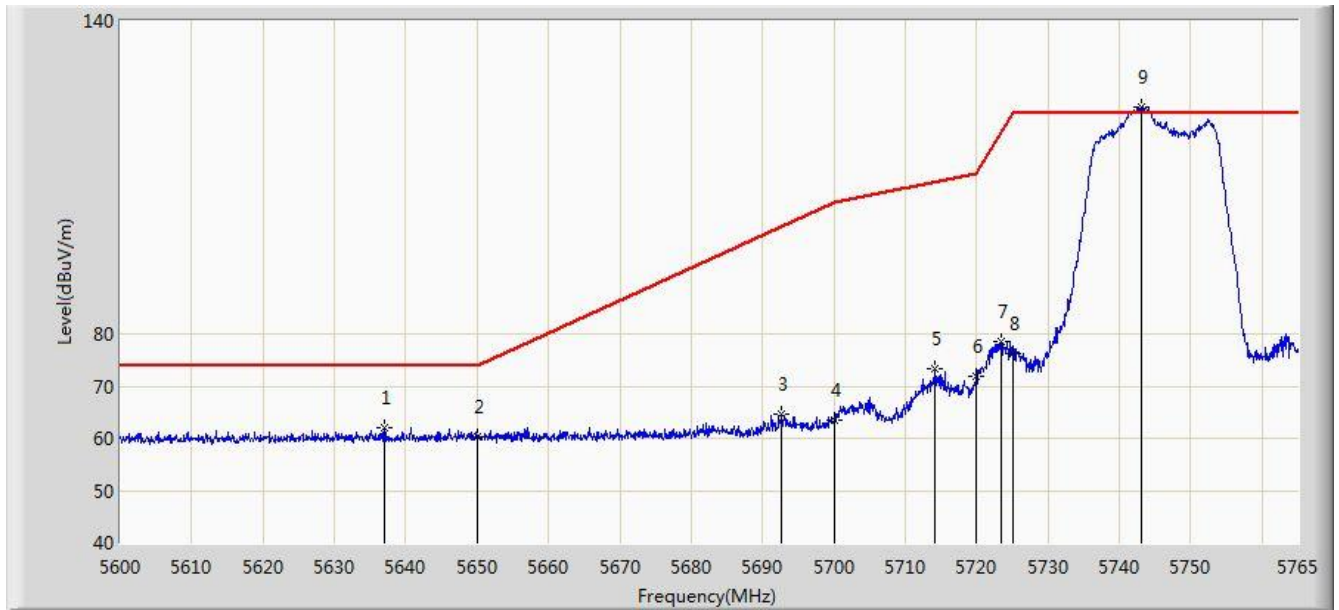


No	Flag	Mark	Frequency (MHz)	Measure Level (dBuV/m)	Reading Level (dBuV)	Margin (dB)	Limit (dBuV/m)	Factor (dB)	Type
1			5150.000	52.723	48.554	-1.277	54.000	4.170	AV
2		*	5182.045	111.973	107.911	N/A	N/A	4.061	AV

Note: Measure Level (dBuV/m) = Reading Level (dBuV) + Factor (dB)

Factor (dB) = Cable Loss (dB) + Antenna Factor (dB/m) - Pre_Amplifier Gain (dB)

Site: AC1	Time: 2016/08/17 - 01:13
Limit: FCC_Part15.407_RE(3m)	Engineer: Kevin Ke
Probe: BBHA9120D_1GHz_18GHz	Polarity: Horizontal
EUT: US WI-FI AP 4X4 OD ext. antenna	Power: DC 54V
Test Mode: Transmit by 802.11ac-VHT20 at Channel 5745MHz Ant 0+1+2+3	

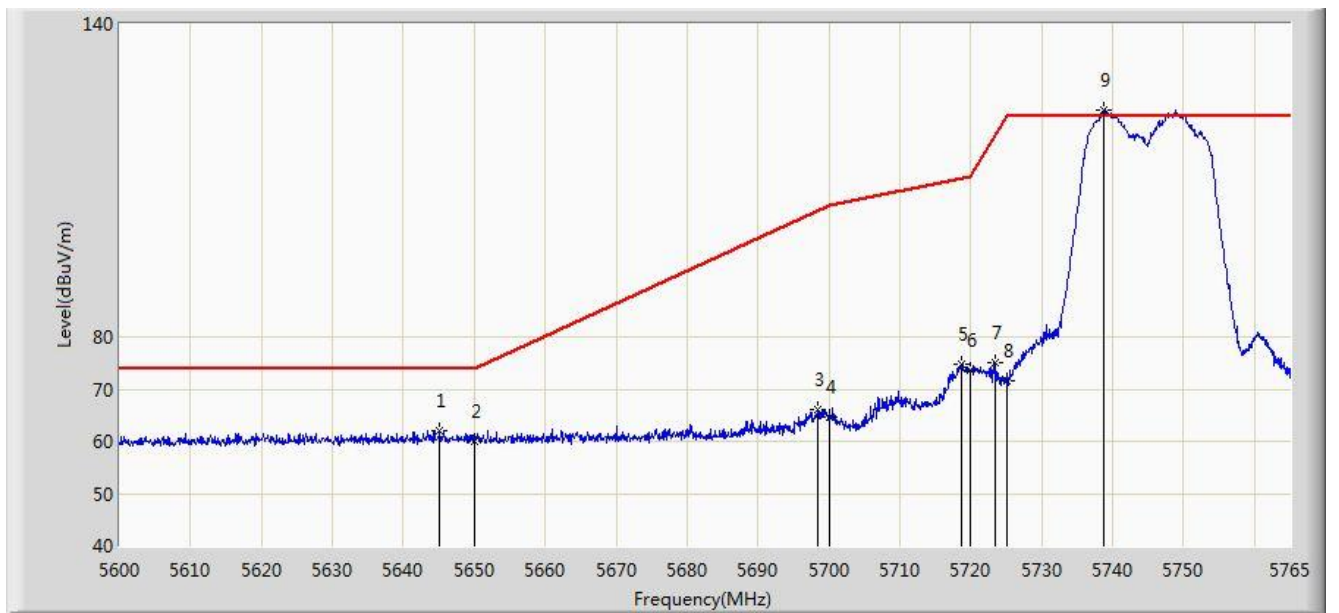


No	Flag	Mark	Frequency (MHz)	Measure Level (dBuV/m)	Reading Level (dBuV)	Margin (dB)	Limit (dBuV/m)	Factor (dB)	Type
1			5637.042	61.929	57.300	-12.071	74.000	4.630	PK
2			5650.000	60.378	55.707	-13.622	74.000	4.671	PK
3			5692.730	64.736	59.896	-35.945	100.681	4.840	PK
4			5700.000	63.596	58.718	-41.604	105.200	4.878	PK
5			5714.180	73.293	68.334	-35.879	109.172	4.960	PK
6			5720.000	71.740	66.743	-39.060	110.800	4.997	PK
7			5723.502	78.680	73.661	-40.105	118.786	5.019	PK
8			5725.000	76.364	71.335	-45.836	122.200	5.029	PK
9		*	5743.138	123.579	118.435	N/A	N/A	5.144	PK

Note: Measure Level (dBμV/m) = Reading Level (dBμV) + Factor (dB)

Factor (dB) = Cable Loss (dB) + Antenna Factor (dB/m) - Pre_Amplifier Gain (dB)

Site: AC1	Time: 2016/08/17 - 01:14
Limit: FCC_Part15.407_RE(3m)	Engineer: Kevin Ke
Probe: BBHA9120D_1GHz_18GHz	Polarity: Vertical
EUT: US WI-FI AP 4X4 OD ext. antenna	Power: DC 54V
Test Mode: Transmit by 802.11ac-VHT20 at Channel 5745MHz Ant 0+1+2+3	

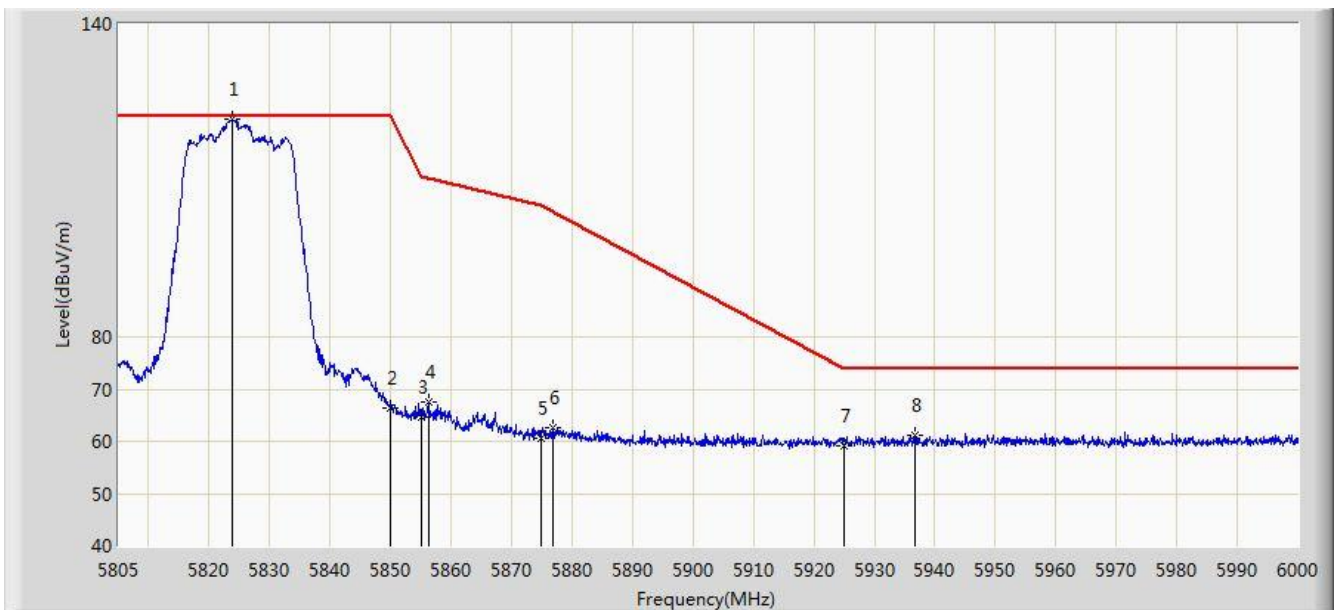


No	Flag	Mark	Frequency (MHz)	Measure Level (dBuV/m)	Reading Level (dBuV)	Margin (dB)	Limit (dBuV/m)	Factor (dB)	Type
1			5645.127	62.150	57.495	-11.850	74.000	4.654	PK
2			5650.000	60.019	55.348	-13.981	74.000	4.671	PK
3			5698.340	66.139	61.270	-38.029	104.169	4.870	PK
4			5700.000	64.680	59.802	-40.520	105.200	4.878	PK
5			5718.635	74.743	69.755	-35.675	110.418	4.989	PK
6			5720.000	73.508	68.511	-37.292	110.800	4.997	PK
7			5723.420	74.940	69.921	-43.659	118.599	5.019	PK
8			5725.000	71.496	66.467	-50.704	122.200	5.029	PK
9		*	5738.765	123.419	118.302	N/A	N/A	5.116	PK

Note: Measure Level (dBμV/m) = Reading Level (dBμV) + Factor (dB)

Factor (dB) = Cable Loss (dB) + Antenna Factor (dB/m) - Pre_Amplifier Gain (dB)

Site: AC1	Time: 2016/08/17 - 01:16
Limit: FCC_Part15.407_RE(3m)	Engineer: Kevin Ke
Probe: BBHA9120D_1GHz_18GHz	Polarity: Horizontal
EUT: US WI-FI AP 4X4 OD ext. antenna	Power: DC 54V
Test Mode: Transmit by 802.11ac-VHT20 at Channel 5825MHz Ant 0+1+2+3	

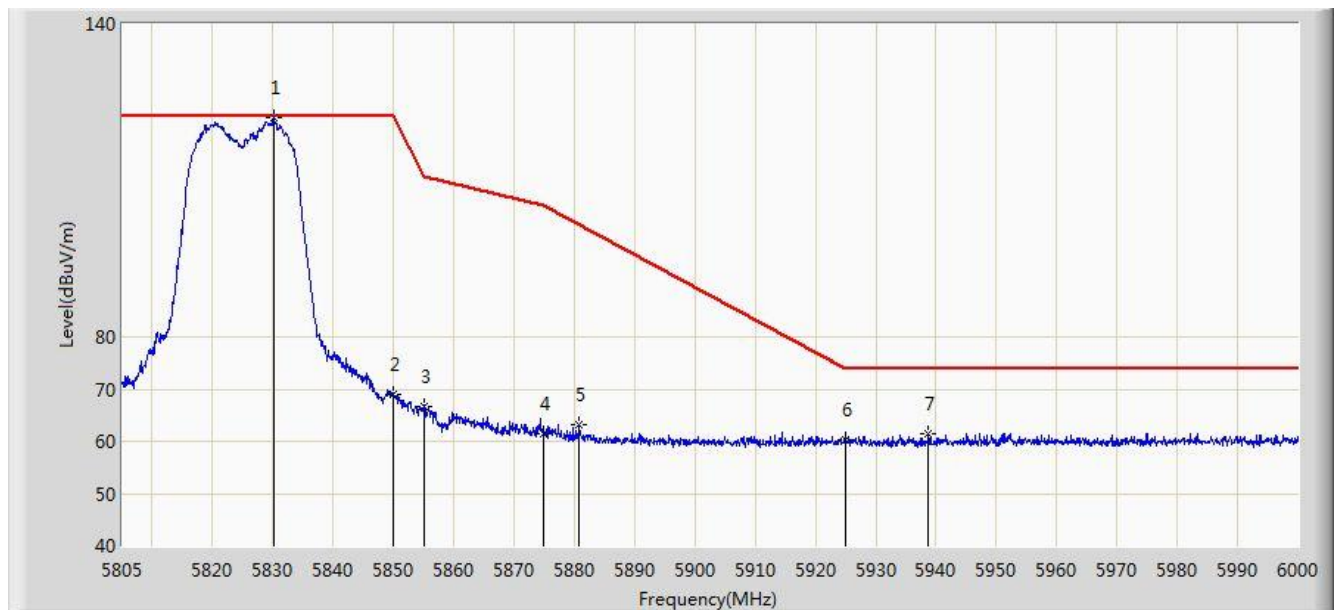


No	Flag	Mark	Frequency (MHz)	Measure Level (dBuV/m)	Reading Level (dBuV)	Margin (dB)	Limit (dBuV/m)	Factor (dB)	Type
1		*	5823.915	121.866	116.284	N/A	N/A	5.581	PK
2			5850.000	66.413	60.687	-55.787	122.200	5.726	PK
3			5855.000	64.744	58.998	-46.056	110.800	5.746	PK
4			5856.285	67.425	61.673	-43.015	110.440	5.751	PK
5			5875.000	60.703	54.883	-44.497	105.200	5.820	PK
6			5876.857	62.686	56.860	-41.350	104.036	5.826	PK
7			5925.000	59.233	53.267	-14.767	74.000	5.967	PK
8			5936.723	61.287	55.291	-12.713	74.000	5.995	PK

Note: Measure Level (dB μ V/m) = Reading Level (dB μ V) + Factor (dB)

Factor (dB) = Cable Loss (dB) + Antenna Factor (dB/m) - Pre_Amplifier Gain (dB)

Site: AC1	Time: 2016/08/17 - 01:17
Limit: FCC_Part15.407_RE(3m)	Engineer: Kevin Ke
Probe: BBHA9120D_1GHz_18GHz	Polarity: Vertical
EUT: US WI-FI AP 4X4 OD ext. antenna	Power: DC 54V
Test Mode: Transmit by 802.11ac-VHT20 at Channel 5825MHz Ant 0+1+2+3	

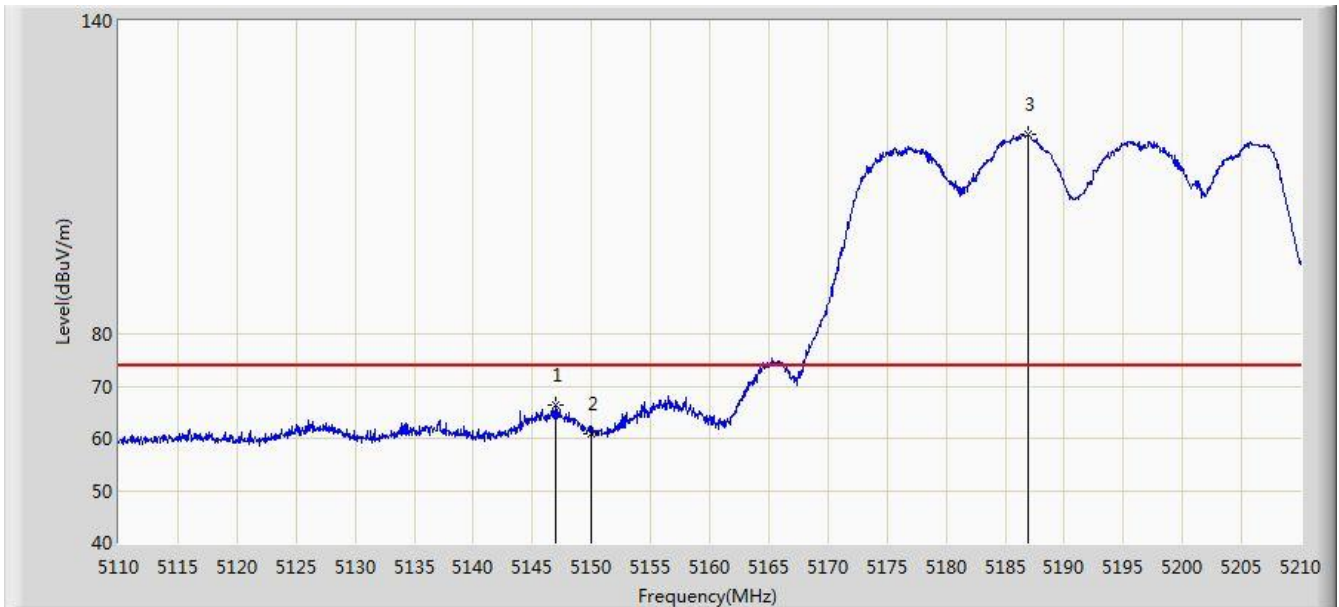


No	Flag	Mark	Frequency (MHz)	Measure Level (dBuV/m)	Reading Level (dBuV)	Margin (dB)	Limit (dBuV/m)	Factor (dB)	Type
1		*	5830.058	121.889	116.272	N/A	N/A	5.617	PK
2			5850.000	69.075	63.349	-53.125	122.200	5.726	PK
3			5855.000	66.764	61.018	-44.036	110.800	5.746	PK
4			5875.000	61.532	55.712	-43.668	105.200	5.820	PK
5			5880.855	63.303	57.463	-38.230	101.533	5.840	PK
6			5925.000	60.238	54.272	-13.762	74.000	5.967	PK
7			5938.770	61.481	55.480	-12.519	74.000	6.001	PK

Note: Measure Level (dBμV/m) = Reading Level (dBμV) + Factor (dB)

Factor (dB) = Cable Loss (dB) + Antenna Factor (dB/m) - Pre_Amplifier Gain (dB)

Site: AC1	Time: 2016/08/17 - 01:25
Limit: FCC_Part15.209_RE(3m)	Engineer: Kevin Ke
Probe: BBHA9120D_1GHz_18GHz	Polarity: Horizontal
EUT: US WI-FI AP 4X4 OD ext. antenna	Power: DC 54V
Test Mode: Transmit by 802.11ac-VHT40 at Channel 5190MHz Ant 0+1+2+3	

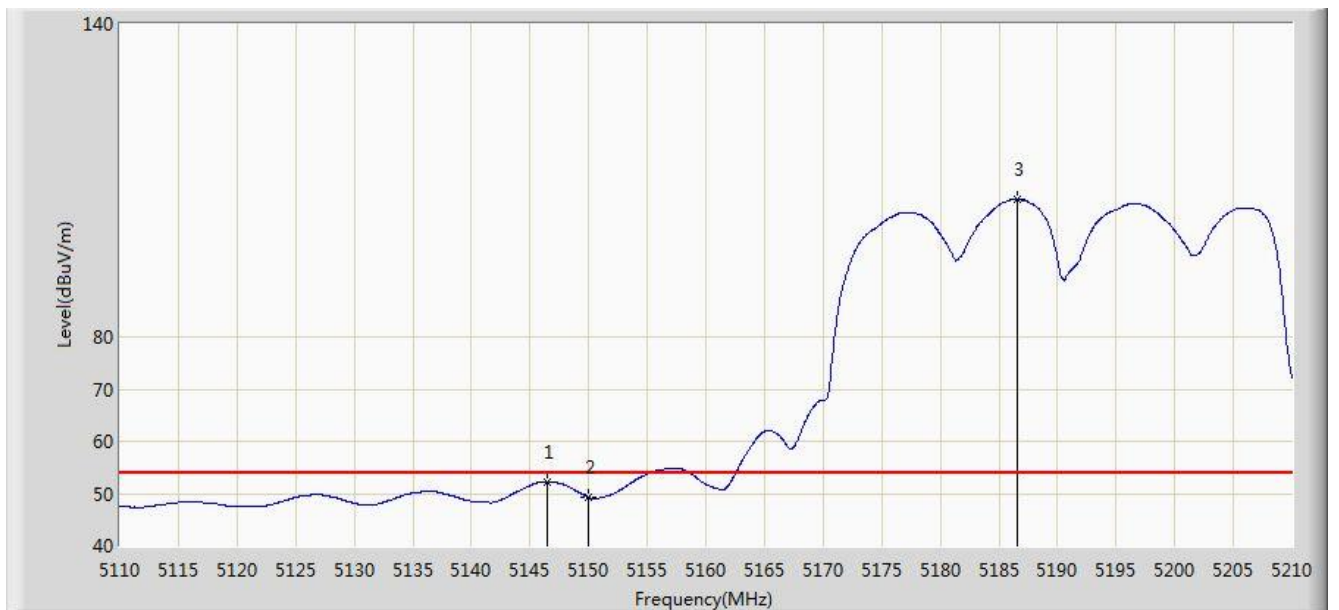


No	Flag	Mark	Frequency (MHz)	Measure Level (dBuV/m)	Reading Level (dBuV)	Margin (dB)	Limit (dBuV/m)	Factor (dB)	Type
1			5146.950	66.333	62.157	-7.667	74.000	4.176	PK
2			5150.000	60.850	56.681	-13.150	74.000	4.170	PK
3		*	5187.000	118.184	114.140	N/A	N/A	4.044	PK

Note: Measure Level (dB μ V/m) = Reading Level (dB μ V) + Factor (dB)

Factor (dB) = Cable Loss (dB) + Antenna Factor (dB/m) - Pre_Amplifier Gain (dB)

Site: AC1	Time: 2016/08/17 - 01:26
Limit: FCC_Part15.209_RE(3m)	Engineer: Kevin Ke
Probe: BBHA9120D_1GHz_18GHz	Polarity: Horizontal
EUT: US WI-FI AP 4X4 OD ext. antenna	Power: DC 54V
Test Mode: Transmit by 802.11ac-VHT40 at Channel 5190MHz Ant 0+1+2+3	

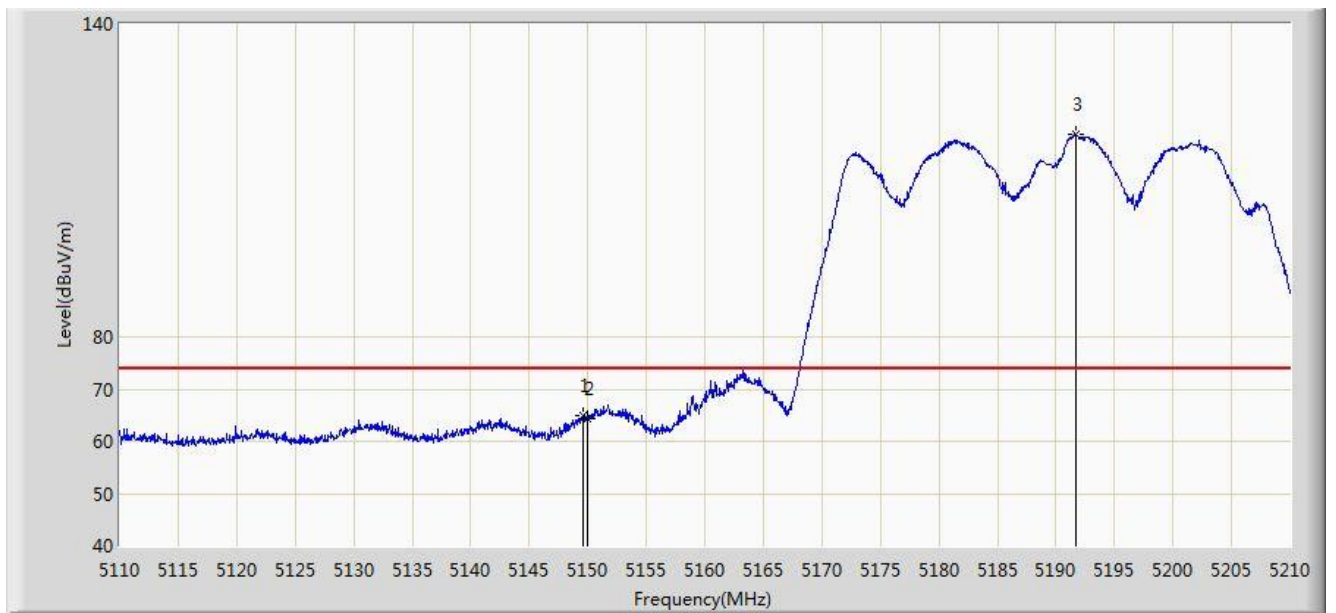


No	Flag	Mark	Frequency (MHz)	Measure Level (dBuV/m)	Reading Level (dBuV)	Margin (dB)	Limit (dBuV/m)	Factor (dB)	Type
1			5146.500	52.127	47.951	-1.873	54.000	4.176	AV
2			5150.000	49.203	45.034	-4.797	54.000	4.170	AV
3		*	5186.600	106.346	102.301	N/A	N/A	4.045	AV

Note: Measure Level (dB μ V/m) = Reading Level (dB μ V) + Factor (dB)

Factor (dB) = Cable Loss (dB) + Antenna Factor (dB/m) - Pre_Amplifier Gain (dB)

Site: AC1	Time: 2016/08/17 - 01:20
Limit: FCC_Part15.209_RE(3m)	Engineer: Kevin Ke
Probe: BBHA9120D_1GHz_18GHz	Polarity: Vertical
EUT: US WI-FI AP 4X4 OD ext. antenna	Power: DC 54V
Test Mode: Transmit by 802.11ac-VHT40 at Channel 5190MHz Ant 0+1+2+3	

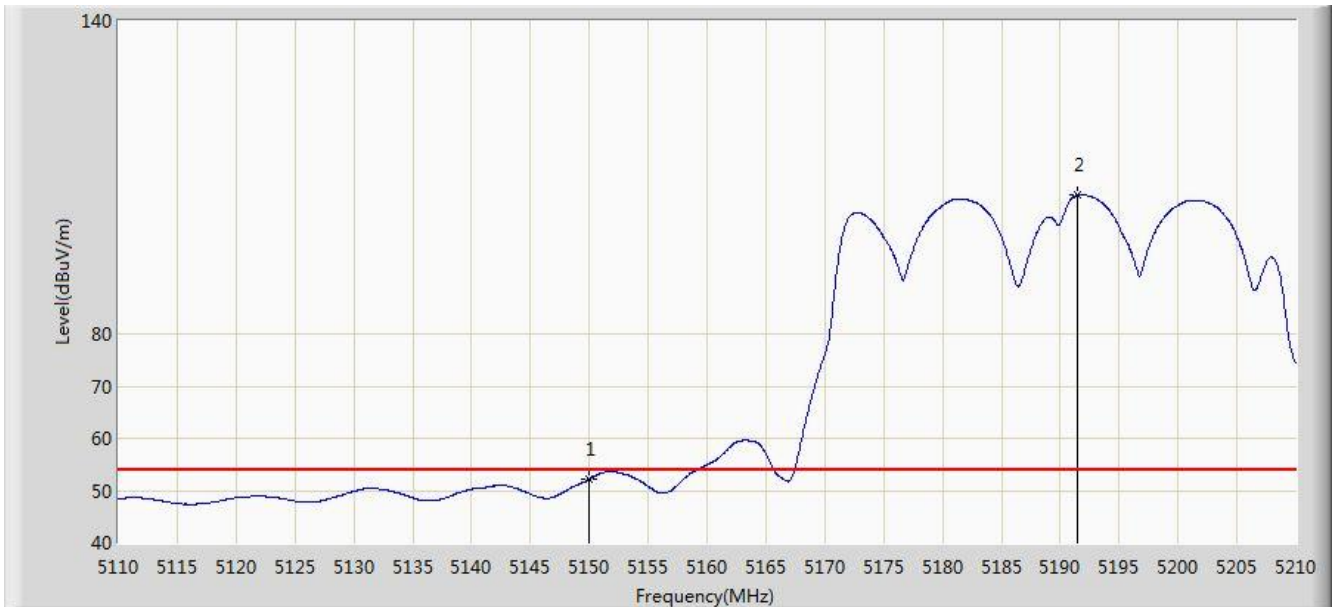


No	Flag	Mark	Frequency (MHz)	Measure Level (dBuV/m)	Reading Level (dBuV)	Margin (dB)	Limit (dBuV/m)	Factor (dB)	Type
1			5149.650	65.064	60.894	-8.936	74.000	4.170	PK
2			5150.000	64.443	60.274	-9.557	74.000	4.170	PK
3		*	5191.650	118.871	114.843	N/A	N/A	4.027	PK

Note: Measure Level (dBμV/m) = Reading Level (dBμV) + Factor (dB)

Factor (dB) = Cable Loss (dB) + Antenna Factor (dB/m) - Pre_Amplifier Gain (dB)

Site: AC1	Time: 2016/08/17 - 01:21
Limit: FCC_Part15.209_RE(3m)	Engineer: Kevin Ke
Probe: BBHA9120D_1GHz_18GHz	Polarity: Vertical
EUT: US WI-FI AP 4X4 OD ext. antenna	Power: DC 54V
Test Mode: Transmit by 802.11ac-VHT40 at Channel 5190MHz Ant 0+1+2+3	

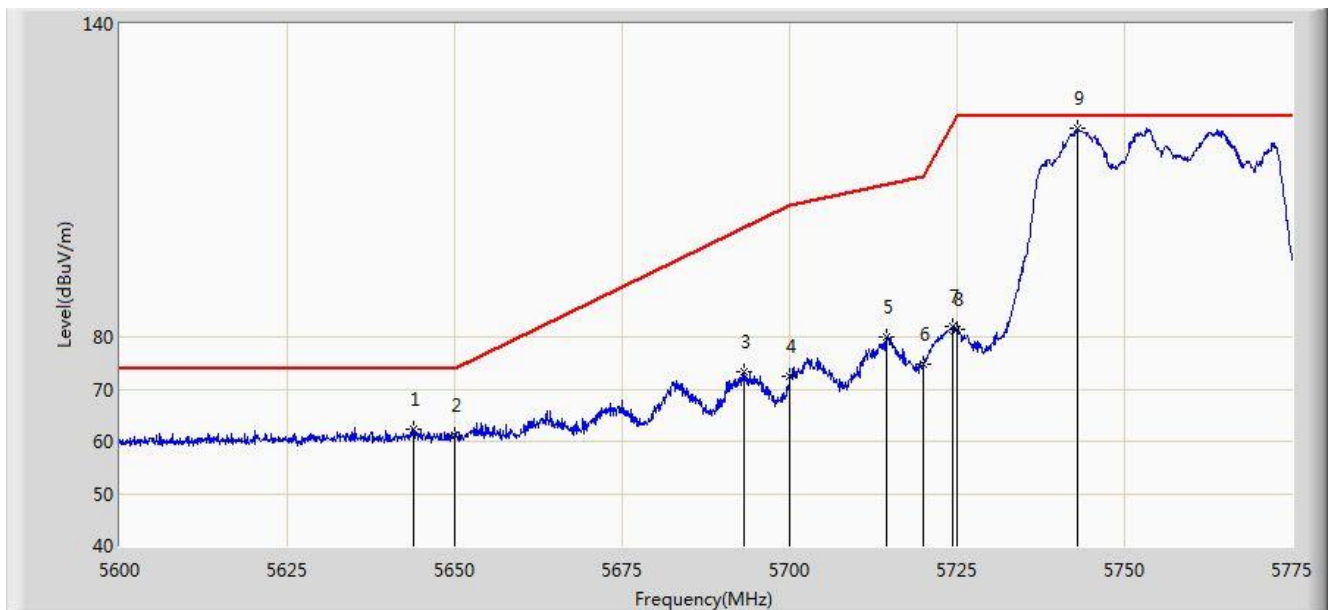


No	Flag	Mark	Frequency (MHz)	Measure Level (dBuV/m)	Reading Level (dBuV)	Margin (dB)	Limit (dBuV/m)	Factor (dB)	Type
1			5150.000	52.211	48.042	-1.789	54.000	4.170	AV
2		*	5191.400	106.635	102.607	N/A	N/A	4.028	AV

Note: Measure Level (dBμV/m) = Reading Level (dBμV) + Factor (dB)

Factor (dB) = Cable Loss (dB) + Antenna Factor (dB/m) - Pre_Amplifier Gain (dB)

Site: AC1	Time: 2016/08/17 - 01:57
Limit: FCC_Part15.407_RE(3m)	Engineer: Kevin Ke
Probe: BBHA9120D_1GHz_18GHz	Polarity: Horizontal
EUT: US WI-FI AP 4X4 OD ext. antenna	Power: DC 54V
Test Mode: Transmit by 802.11ac-VHT40 at Channel 5755MHz Ant 0+1+2+3	

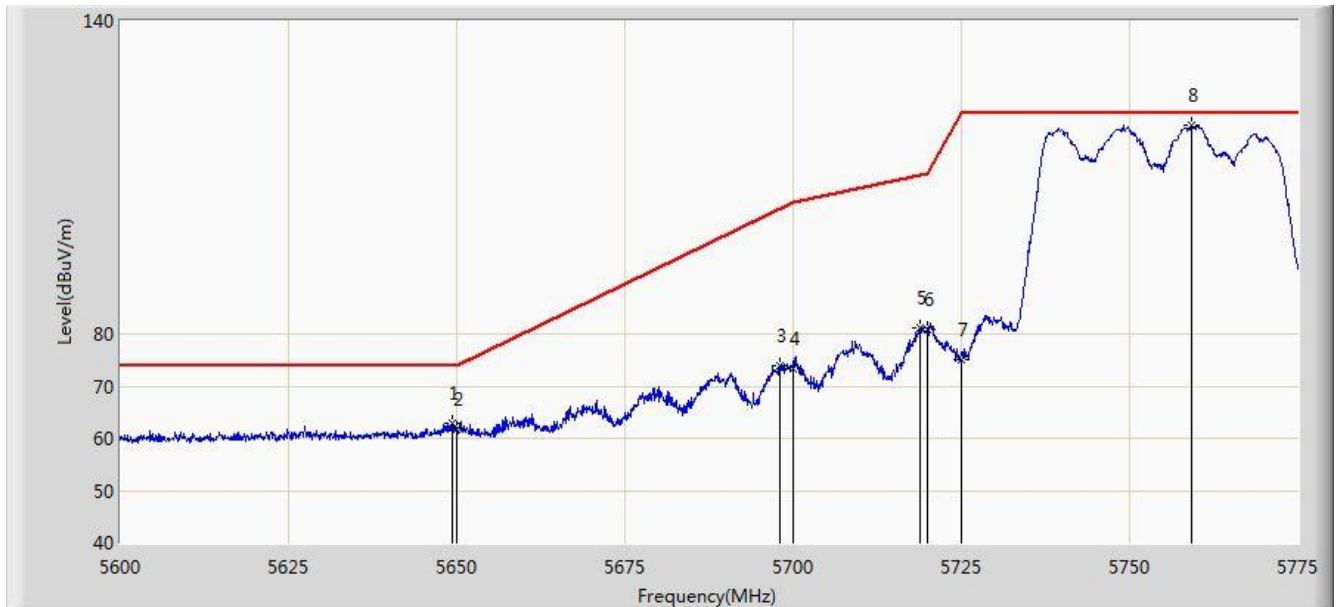


No	Flag	Mark	Frequency (MHz)	Measure Level (dBuV/m)	Reading Level (dBuV)	Margin (dB)	Limit (dBuV/m)	Factor (dB)	Type
1			5643.925	62.312	57.661	-11.688	74.000	4.651	PK
2			5650.000	61.217	56.546	-12.783	74.000	4.671	PK
3			5693.275	73.437	68.594	-27.583	101.020	4.843	PK
4			5700.000	72.550	67.672	-32.650	105.200	4.878	PK
5			5714.450	80.078	75.117	-29.170	109.248	4.961	PK
6			5720.000	74.813	69.816	-35.987	110.800	4.997	PK
7			5724.425	82.171	77.146	-38.718	120.890	5.025	PK
8			5725.000	81.465	76.436	-40.735	122.200	5.029	PK
9		*	5743.062	120.046	114.902	N/A	N/A	5.144	PK

Note: Measure Level (dBμV/m) = Reading Level (dBμV) + Factor (dB)

Factor (dB) = Cable Loss (dB) + Antenna Factor (dB/m) - Pre_Amplifier Gain (dB)

Site: AC1	Time: 2016/08/17 - 01:58
Limit: FCC_Part15.407_RE(3m)	Engineer: Kevin Ke
Probe: BBHA9120D_1GHz_18GHz	Polarity: Vertical
EUT: US WI-FI AP 4X4 OD ext. antenna	Power: DC 54V
Test Mode: Transmit by 802.11ac-VHT40 at Channel 5755MHz Ant 0+1+2+3	

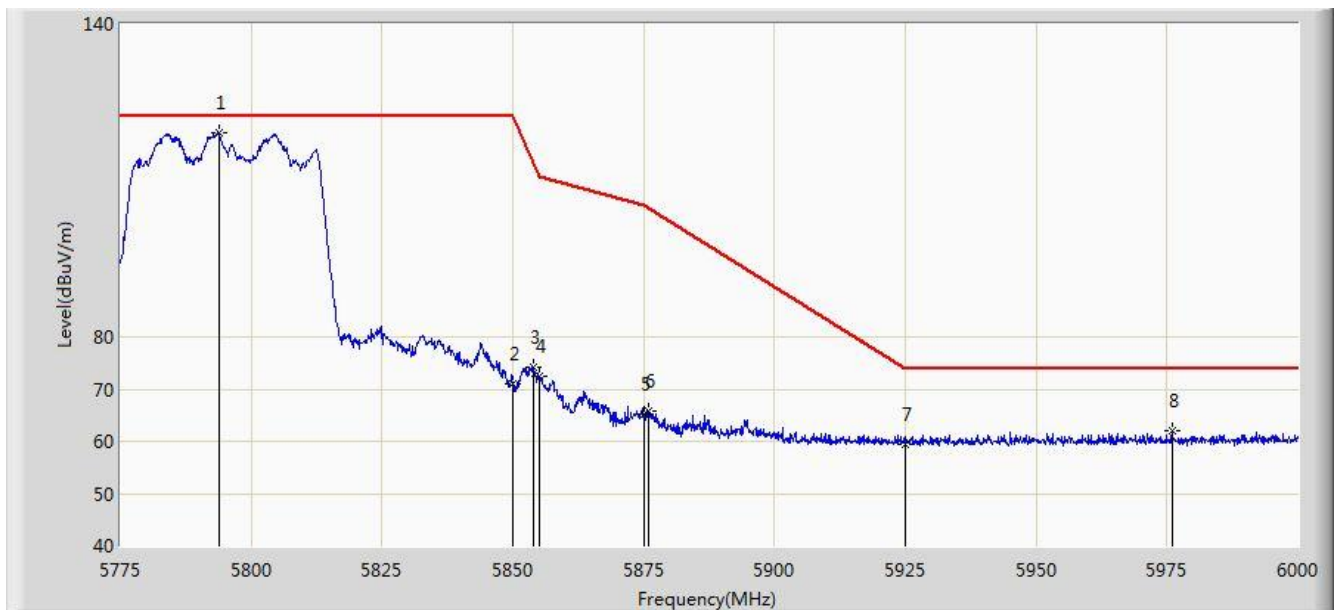


No	Flag	Mark	Frequency (MHz)	Measure Level (dBuV/m)	Reading Level (dBuV)	Margin (dB)	Limit (dBuV/m)	Factor (dB)	Type
1			5649.437	62.890	58.221	-11.110	74.000	4.669	PK
2			5650.000	61.878	57.207	-12.122	74.000	4.671	PK
3			5698.000	74.048	69.180	-29.910	103.957	4.868	PK
4			5700.000	73.323	68.445	-31.877	105.200	4.878	PK
5			5718.913	81.246	76.256	-29.250	110.496	4.990	PK
6			5720.000	80.760	75.763	-30.040	110.800	4.997	PK
7			5725.000	75.146	70.117	-47.054	122.200	5.029	PK
8		*	5759.250	120.076	114.840	N/A	N/A	5.236	PK

Note: Measure Level (dB μ V/m) = Reading Level (dB μ V) + Factor (dB)

Factor (dB) = Cable Loss (dB) + Antenna Factor (dB/m) - Pre_Amplifier Gain (dB)

Site: AC1	Time: 2016/08/17 - 02:01
Limit: FCC_Part15.407_RE(3m)	Engineer: Kevin Ke
Probe: BBHA9120D_1GHz_18GHz	Polarity: Horizontal
EUT: US WI-FI AP 4X4 OD ext. antenna	Power: DC 54V
Test Mode: Transmit by 802.11ac-VHT40 at Channel 5795MHz Ant 0+1+2+3	

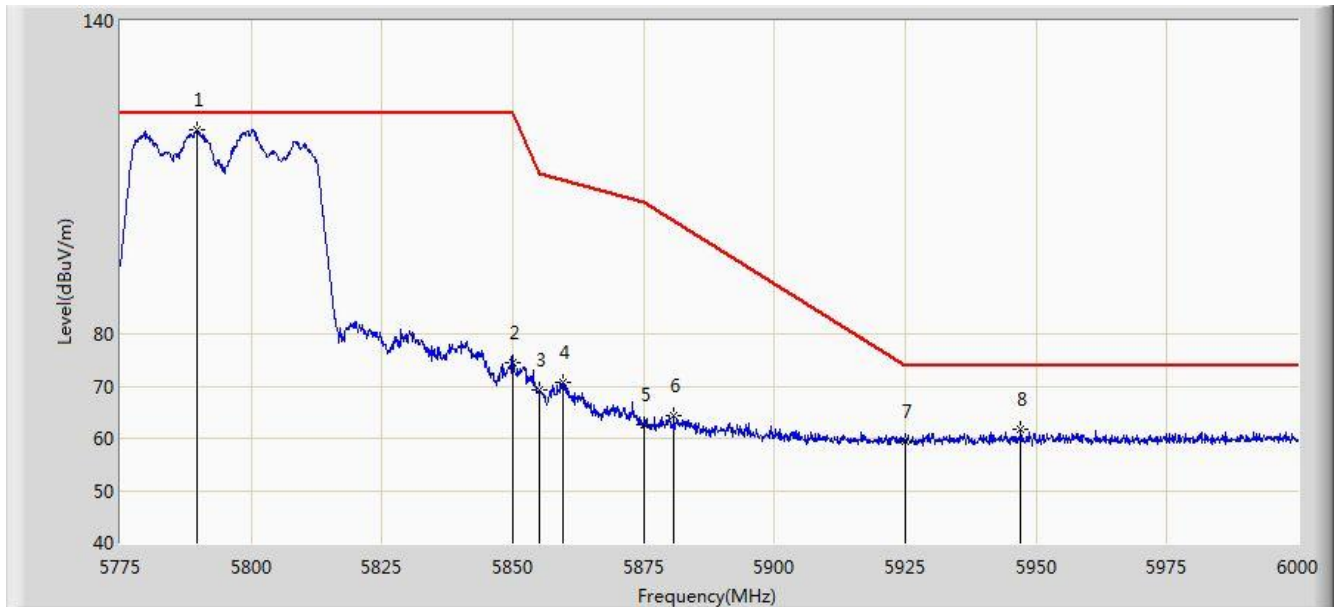


No	Flag	Mark	Frequency (MHz)	Measure Level (dBuV/m)	Reading Level (dBuV)	Margin (dB)	Limit (dBuV/m)	Factor (dB)	Type
1		*	5793.788	119.164	113.753	N/A	N/A	5.410	PK
2			5850.000	71.010	65.284	-51.190	122.200	5.726	PK
3			5854.087	74.333	68.591	-38.547	112.881	5.743	PK
4			5855.000	72.357	66.611	-38.443	110.800	5.746	PK
5			5875.000	65.133	59.313	-40.067	105.200	5.820	PK
6			5875.800	65.909	60.086	-38.790	104.699	5.822	PK
7			5925.000	59.554	53.588	-14.446	74.000	5.967	PK
8			5976.038	61.910	55.839	-12.090	74.000	6.071	PK

Note: Measure Level (dB μ V/m) = Reading Level (dB μ V) + Factor (dB)

Factor (dB) = Cable Loss (dB) + Antenna Factor (dB/m) - Pre_Amplifier Gain (dB)

Site: AC1	Time: 2016/08/17 - 02:03
Limit: FCC_Part15.407_RE(3m)	Engineer: Kevin Ke
Probe: BBHA9120D_1GHz_18GHz	Polarity: Vertical
EUT: US WI-FI AP 4X4 OD ext. antenna	Power: DC 54V
Test Mode: Transmit by 802.11ac-VHT40 at Channel 5795MHz Ant 0+1+2+3	

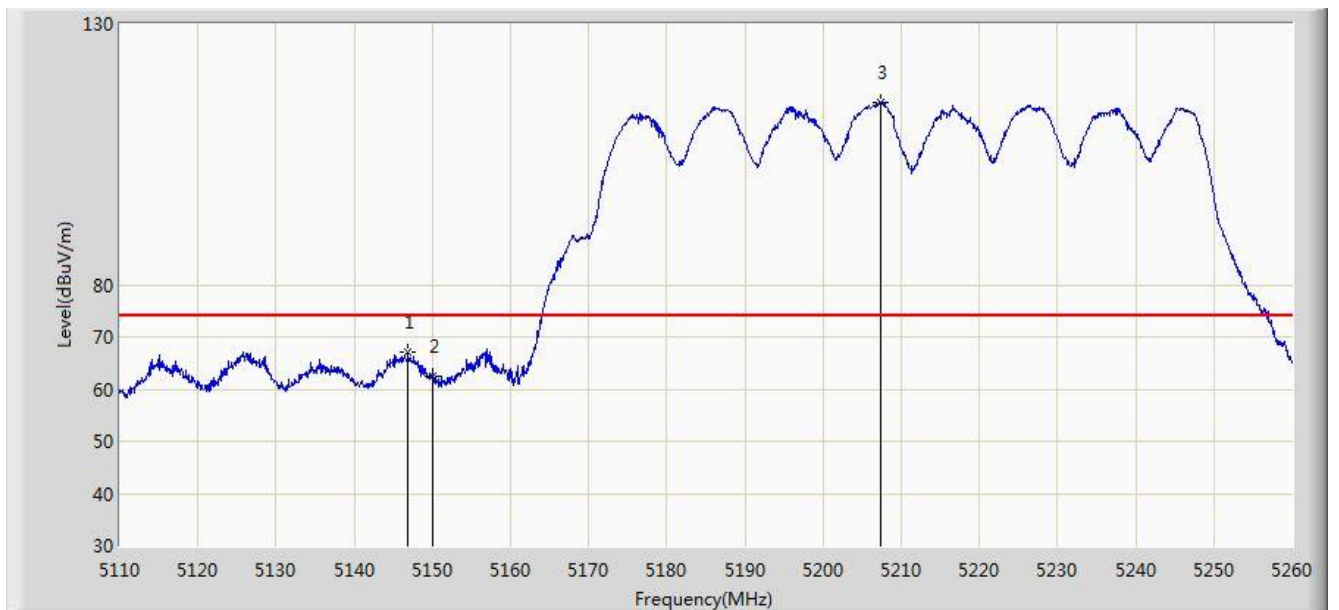


No	Flag	Mark	Frequency (MHz)	Measure Level (dBuV/m)	Reading Level (dBuV)	Margin (dB)	Limit (dBuV/m)	Factor (dB)	Type
1		*	5789.737	119.262	113.872	N/A	N/A	5.390	PK
2			5850.000	74.412	68.686	-47.788	122.200	5.726	PK
3			5855.000	69.168	63.422	-41.632	110.800	5.746	PK
4			5859.600	70.788	65.023	-38.722	109.510	5.765	PK
5			5875.000	62.681	56.861	-42.519	105.200	5.820	PK
6			5880.750	64.353	58.513	-37.246	101.599	5.840	PK
7			5925.000	59.520	53.554	-14.480	74.000	5.967	PK
8			5947.013	61.684	55.664	-12.316	74.000	6.020	PK

Note: Measure Level (dB μ V/m) = Reading Level (dB μ V) + Factor (dB)

Factor (dB) = Cable Loss (dB) + Antenna Factor (dB/m) - Pre_Amplifier Gain (dB)

Site: AC1	Time: 2016/08/17 - 02:14
Limit: FCC_Part15.209_RE(3m)	Engineer: Kevin Ke
Probe: BBHA9120D_1GHz_18GHz	Polarity: Horizontal
EUT: US WI-FI AP 4X4 OD ext. antenna	Power: DC 54V
Test Mode: Transmit by 802.11ac-VHT80 at Channel 5210MHz Ant 0+1+2+3	

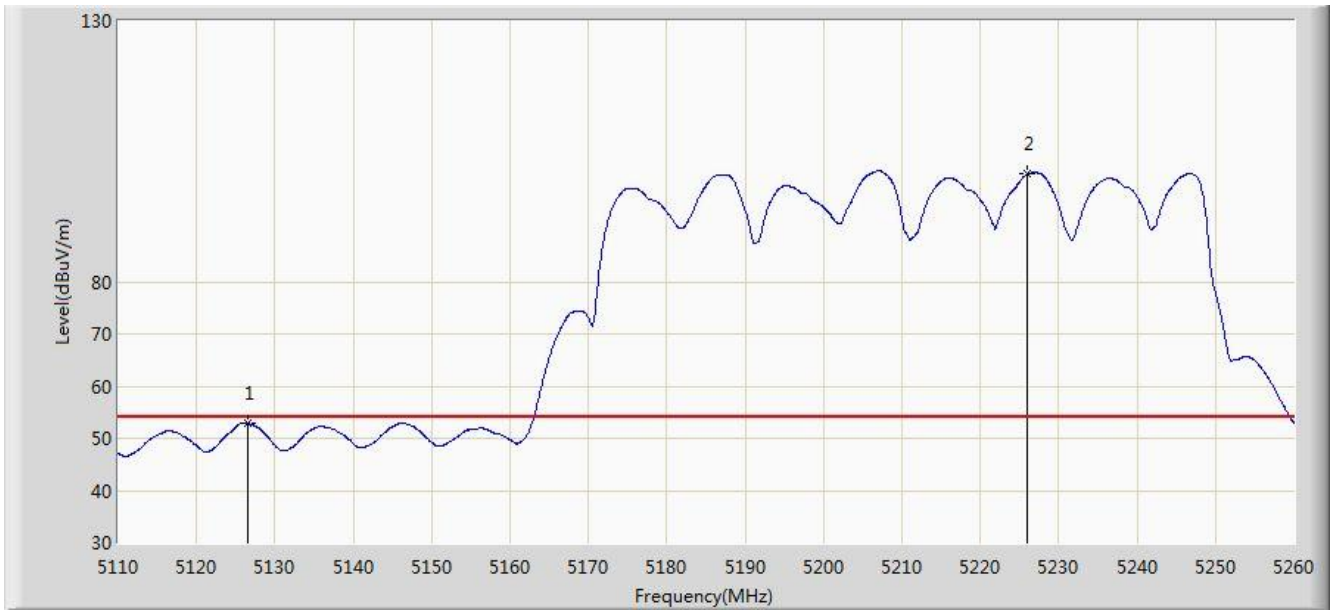


No	Flag	Mark	Frequency (MHz)	Measure Level (dBuV/m)	Reading Level (dBuV)	Margin (dB)	Limit (dBuV/m)	Factor (dB)	Type
1			5146.900	66.994	62.818	-7.006	74.000	4.176	PK
2			5150.000	62.533	58.364	-11.467	74.000	4.170	PK
3		*	5207.425	114.995	111.019	N/A	N/A	3.977	PK

Note: Measure Level (dB μ V/m) = Reading Level (dB μ V) + Factor (dB)

Factor (dB) = Cable Loss (dB) + Antenna Factor (dB/m) - Pre_Amplifier Gain (dB)

Site: AC1	Time: 2016/08/17 - 02:16
Limit: FCC_Part15.209_RE(3m)	Engineer: Kevin Ke
Probe: BBHA9120D_1GHz_18GHz	Polarity: Horizontal
EUT: US WI-FI AP 4X4 OD ext. antenna	Power: DC 54V
Test Mode: Transmit by 802.11ac-VHT80 at Channel 5210MHz Ant 0+1+2+3	

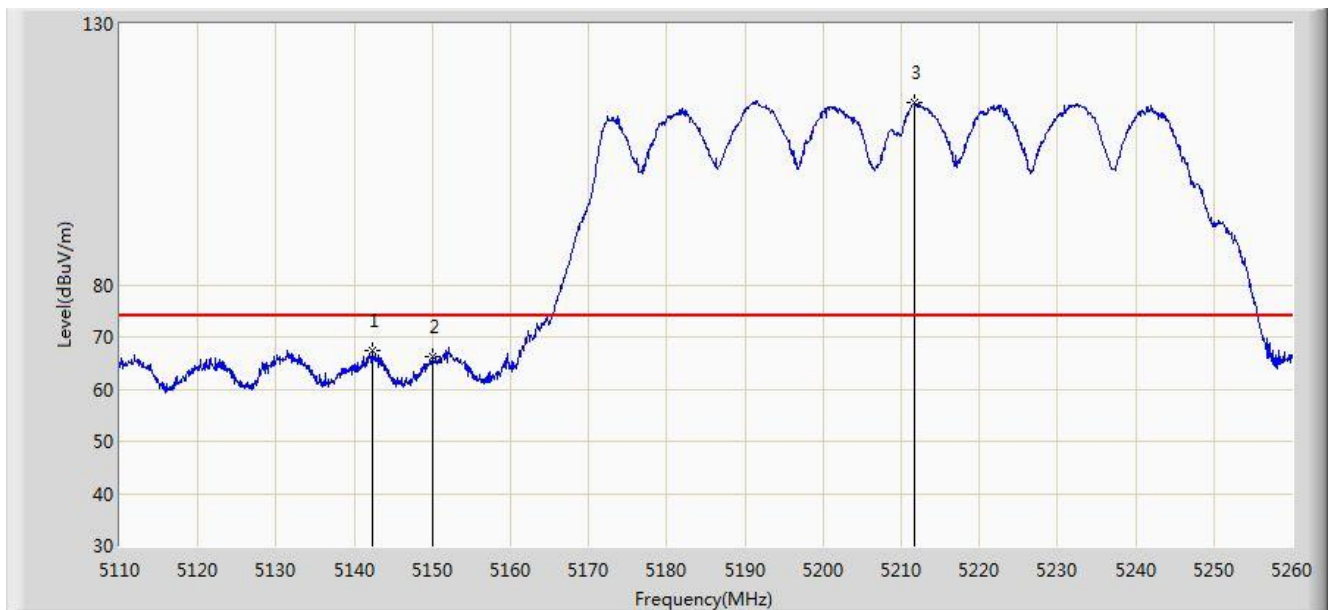


No	Flag	Mark	Frequency (MHz)	Measure Level (dBuV/m)	Reading Level (dBuV)	Margin (dB)	Limit (dBuV/m)	Factor (dB)	Type
1			5126.500	52.864	48.689	-1.136	54.000	4.175	AV
2		*	5226.025	100.677	96.756	N/A	N/A	3.921	AV

Note: Measure Level (dBμV/m) = Reading Level (dBμV) + Factor (dB)

Factor (dB) = Cable Loss (dB) + Antenna Factor (dB/m) - Pre_Amplifier Gain (dB)

Site: AC1	Time: 2016/08/17 - 02:09
Limit: FCC_Part15.209_RE(3m)	Engineer: Kevin Ke
Probe: BBHA9120D_1GHz_18GHz	Polarity: Vertical
EUT: US WI-FI AP 4X4 OD ext. antenna	Power: DC 54V
Test Mode: Transmit by 802.11ac-VHT80 at Channel 5210MHz Ant 0+1+2+3	

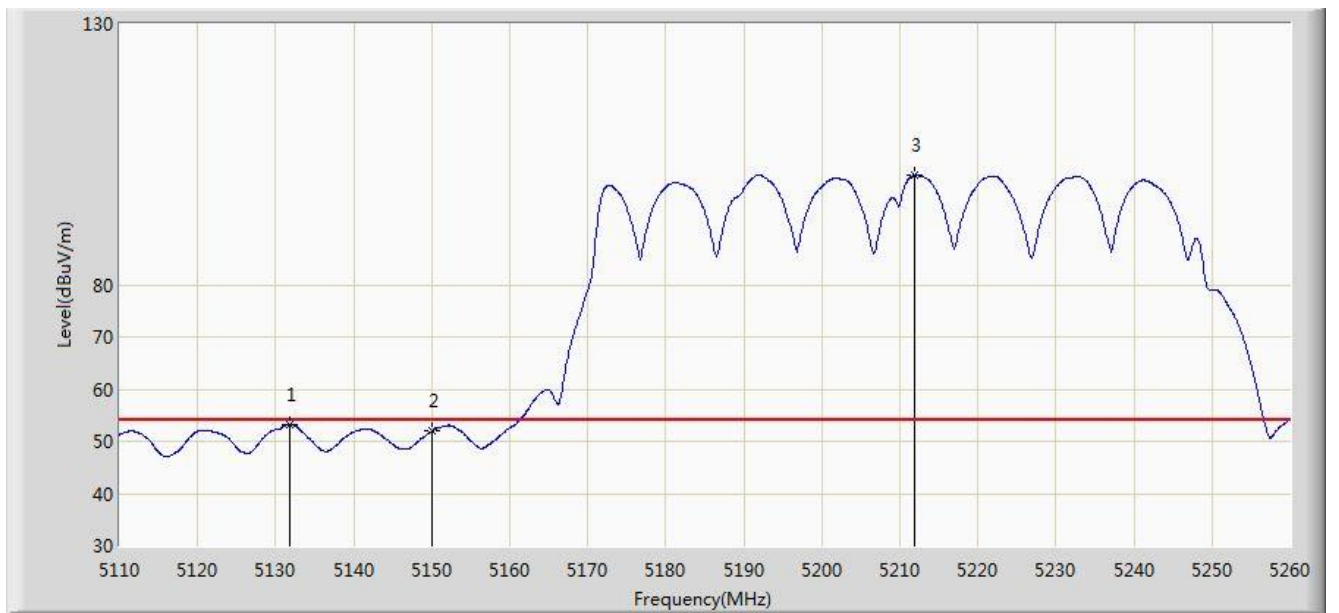


No	Flag	Mark	Frequency (MHz)	Measure Level (dBuV/m)	Reading Level (dBuV)	Margin (dB)	Limit (dBuV/m)	Factor (dB)	Type
1			5142.250	67.501	63.325	-6.499	74.000	4.175	PK
2			5150.000	66.130	61.961	-7.870	74.000	4.170	PK
3		*	5211.625	115.027	111.063	N/A	N/A	3.964	PK

Note: Measure Level (dB μ V/m) = Reading Level (dB μ V) + Factor (dB)

Factor (dB) = Cable Loss (dB) + Antenna Factor (dB/m) - Pre_Amplifier Gain (dB)

Site: AC1	Time: 2016/08/17 - 02:11
Limit: FCC_Part15.209_RE(3m)	Engineer: Kevin Ke
Probe: BBHA9120D_1GHz_18GHz	Polarity: Vertical
EUT: US WI-FI AP 4X4 OD ext. antenna	Power: DC 54V
Test Mode: Transmit by 802.11ac-VHT80 at Channel 5210MHz Ant 0+1+2+3	

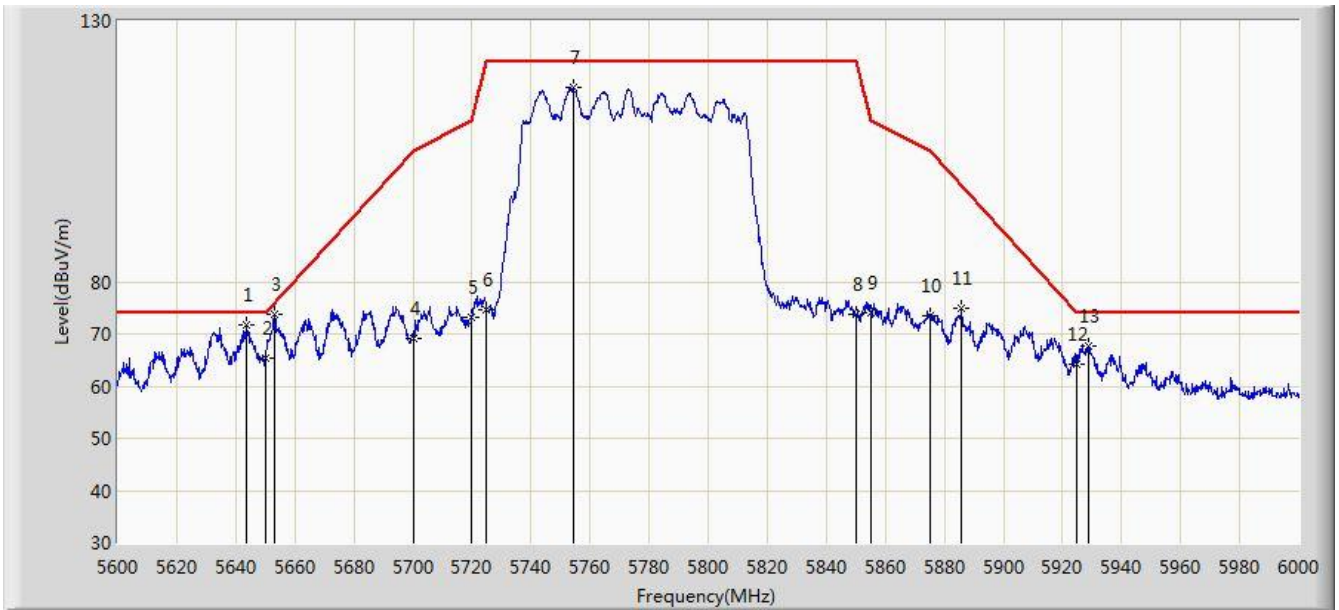


No	Flag	Mark	Frequency (MHz)	Measure Level (dBuV/m)	Reading Level (dBuV)	Margin (dB)	Limit (dBuV/m)	Factor (dB)	Type
1			5131.825	53.200	49.025	-0.800	54.000	4.175	AV
2			5150.000	51.984	47.815	-2.016	54.000	4.170	AV
3		*	5211.850	100.989	97.026	N/A	N/A	3.963	AV

Note: Measure Level (dB μ V/m) = Reading Level (dB μ V) + Factor (dB)

Factor (dB) = Cable Loss (dB) + Antenna Factor (dB/m) - Pre_Amplifier Gain (dB)

Site: AC1	Time: 2016/08/17 - 02:49
Limit: FCC_Part15.407_RE(3m)	Engineer: Kevin Ke
Probe: BBHA9120D_1GHz_18GHz	Polarity: Horizontal
EUT: US WI-FI AP 4X4 OD ext. antenna	Power: DC 54V
Test Mode: Transmit by 802.11ac-VHT80 at Channel 5775MHz Ant 0+1+2+3	

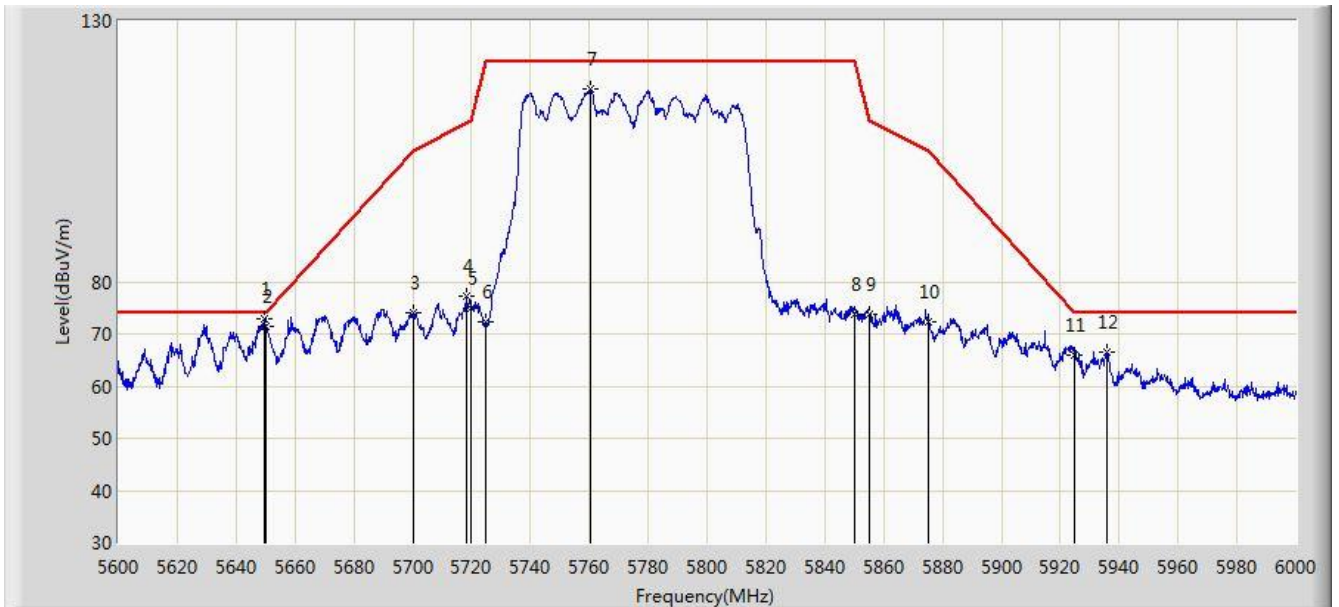


No	Flag	Mark	Frequency (MHz)	Measure Level (dBuV/m)	Reading Level (dBuV)	Margin (dB)	Limit (dBuV/m)	Factor (dB)	Type
1			5643.800	71.700	67.050	-2.300	74.000	4.651	PK
2			5650.000	65.399	60.728	-8.601	74.000	4.671	PK
3		*	5653.000	73.736	69.055	-2.144	75.880	4.682	PK
4			5700.000	69.034	64.156	-36.166	105.200	4.878	PK
5			5720.000	73.251	68.254	-37.549	110.800	4.997	PK
6			5725.000	74.745	69.716	-47.455	122.200	5.029	PK
7			5754.200	117.173	111.966	N/A	N/A	5.207	PK
8			5850.000	73.765	68.039	-48.435	122.200	5.726	PK
9			5855.000	74.007	68.261	-36.793	110.800	5.746	PK
10			5875.000	73.357	67.537	-31.843	105.200	5.820	PK
11			5885.800	74.943	69.086	-23.495	98.438	5.857	PK
12			5925.000	64.198	58.232	-9.802	74.000	5.967	PK
13			5928.600	67.762	61.787	-6.238	74.000	5.976	PK

Note: Measure Level (dBuV/m) = Reading Level (dBuV) + Factor (dB)

Factor (dB) = Cable Loss (dB) + Antenna Factor (dB/m) - Pre_Amplifier Gain (dB)

Site: AC1	Time: 2016/08/17 - 20:44
Limit: FCC_Part15.407_RE(3m)	Engineer: Kevin Ke
Probe: BBHA9120D_1GHz_18GHz	Polarity: Vertical
EUT: US WI-FI AP 4X4 OD ext. antenna	Power: DC 54V
Test Mode: Transmit by 802.11ac-VHT80 at Channel 5775MHz Ant 0+1+2+3	

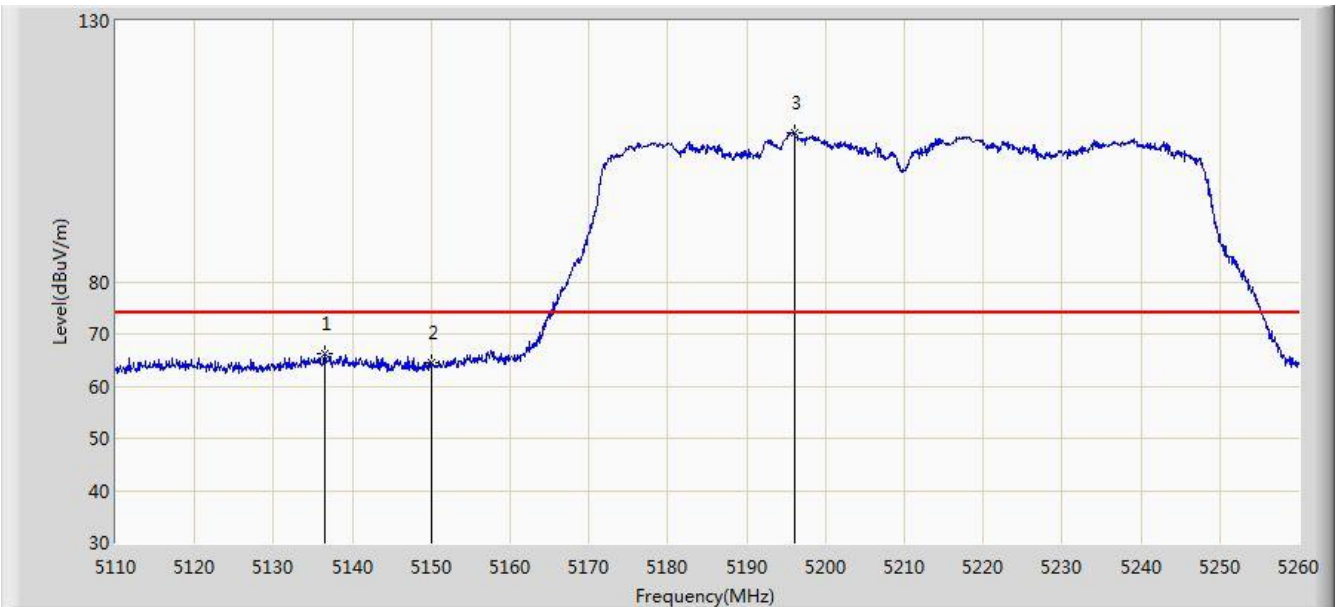


No	Flag	Mark	Frequency (MHz)	Measure Level (dBuV/m)	Reading Level (dBuV)	Margin (dB)	Limit (dBuV/m)	Factor (dB)	Type
1		*	5649.600	72.813	68.143	-1.187	74.000	4.670	PK
2			5650.000	71.309	66.638	-2.691	74.000	4.671	PK
3			5700.000	74.165	69.287	-31.035	105.200	4.878	PK
4			5718.200	77.112	72.127	-33.185	110.297	4.985	PK
5			5720.000	74.830	69.833	-35.970	110.800	4.997	PK
6			5725.000	72.419	67.390	-49.781	122.200	5.029	PK
7			5760.400	116.914	111.672	N/A	N/A	5.242	PK
8			5850.000	73.650	67.924	-48.550	122.200	5.726	PK
9			5855.000	73.642	67.896	-37.158	110.800	5.746	PK
10			5875.000	72.436	66.616	-32.764	105.200	5.820	PK
11			5925.000	65.831	59.865	-8.169	74.000	5.967	PK
12			5936.000	66.428	60.434	-7.572	74.000	5.993	PK

Note: Measure Level (dBuV/m) = Reading Level (dBuV) + Factor (dB)

Factor (dB) = Cable Loss (dB) + Antenna Factor (dB/m) - Pre_Amplifier Gain (dB)

Site: AC1	Time: 2016/12/06 - 10:06
Limit: FCC_Part15.209_RE(3m)	Engineer: Kevin Ke
Probe: BBHA9120D_1GHz_18GHz	Polarity: Horizontal
EUT: US WI-FI AP 4X4 OD ext. antenna	Power: DC 54V
Test Mode: Transmit by 802.11ac-VHT80+80 at Channel 5210MHz+5775MHz Ant 0 + 1 + 2 + 3	

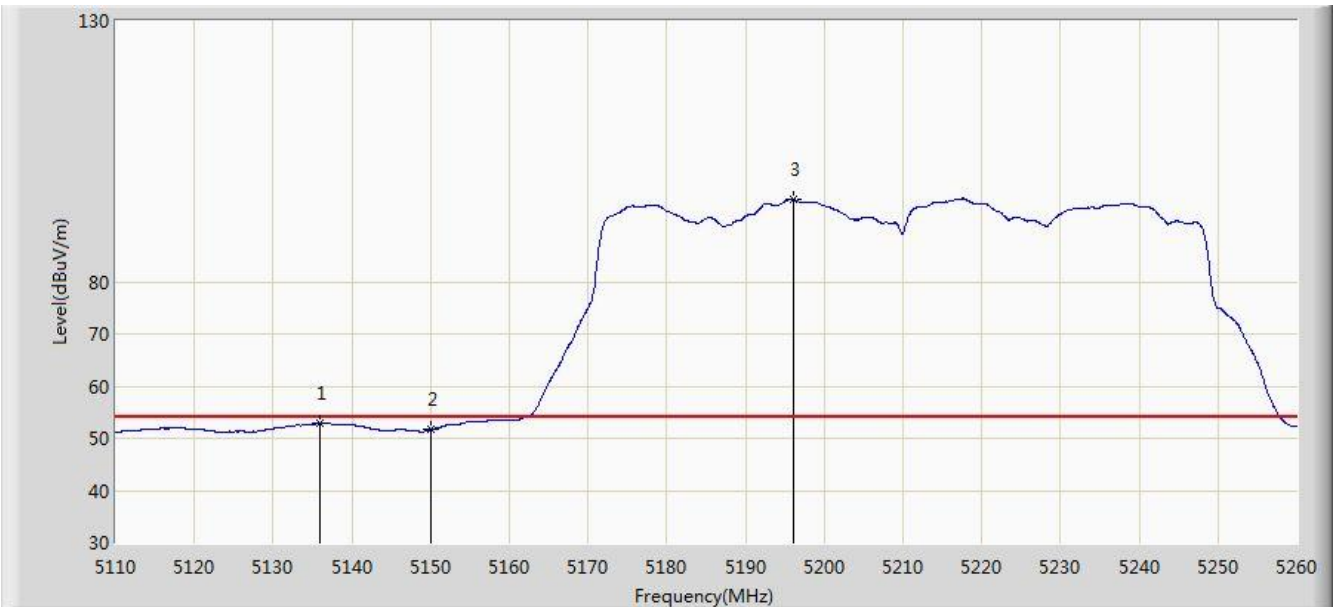


No	Flag	Mark	Frequency (MHz)	Measure Level (dBuV/m)	Reading Level (dBuV)	Margin (dB)	Limit (dBuV/m)	Factor (dB)	Type
1			5136.550	66.127	26.682	-7.873	74.000	39.445	PK
2			5150.000	64.445	25.004	-9.555	74.000	39.442	PK
3		*	5196.025	108.560	69.232	N/A	N/A	39.328	PK

Note: Measure Level (dBμV/m) = Reading Level (dBμV) + Factor (dB)

Factor (dB) = Cable Loss (dB) + Antenna Factor (dB/m) - Pre_Amplifier Gain (dB)

Site: AC1	Time: 2016/12/06 - 10:07
Limit: FCC_Part15.209_RE(3m)	Engineer: Kevin Ke
Probe: BBHA9120D_1GHz_18GHz	Polarity: Horizontal
EUT: US WI-FI AP 4X4 OD ext. antenna	Power: DC 54V
Test Mode: Transmit by 802.11ac-VHT80+80 at Channel 5210MHz+5775MHz Ant 0 + 1 + 2 + 3	

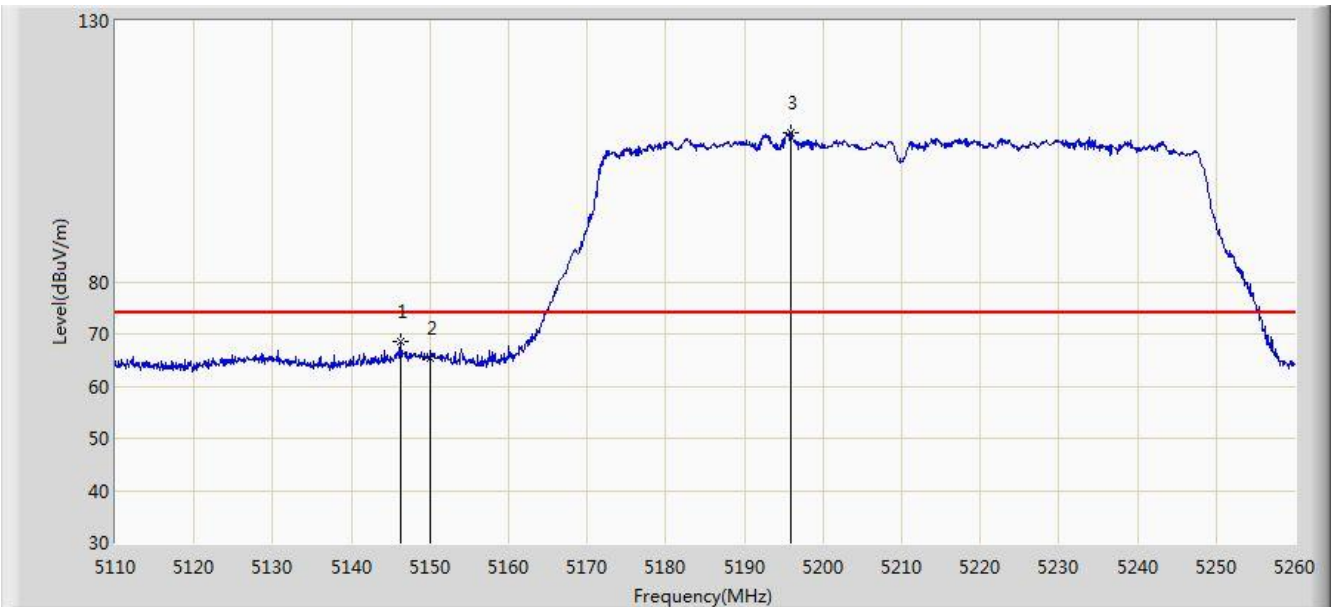


No	Flag	Mark	Frequency (MHz)	Measure Level (dBuV/m)	Reading Level (dBuV)	Margin (dB)	Limit (dBuV/m)	Factor (dB)	Type
1			5136.025	52.912	13.467	-1.088	54.000	39.445	AV
2			5150.000	51.707	12.266	-2.293	54.000	39.442	AV
3		*	5196.025	95.812	56.484	N/A	N/A	39.328	AV

Note: Measure Level (dBμV/m) = Reading Level (dBμV) + Factor (dB)

Factor (dB) = Cable Loss (dB) + Antenna Factor (dB/m) - Pre_Amplifier Gain (dB)

Site: AC1	Time: 2016/12/06 - 10:04
Limit: FCC_Part15.209_RE(3m)	Engineer: Kevin Ke
Probe: BBHA9120D_1GHz_18GHz	Polarity: Vertical
EUT: US WI-FI AP 4X4 OD ext. antenna	Power: DC 54V
Test Mode: Transmit by 802.11ac-VHT80+80 at Channel 5210MHz+5775MHz Ant 0 + 1 + 2 + 3	

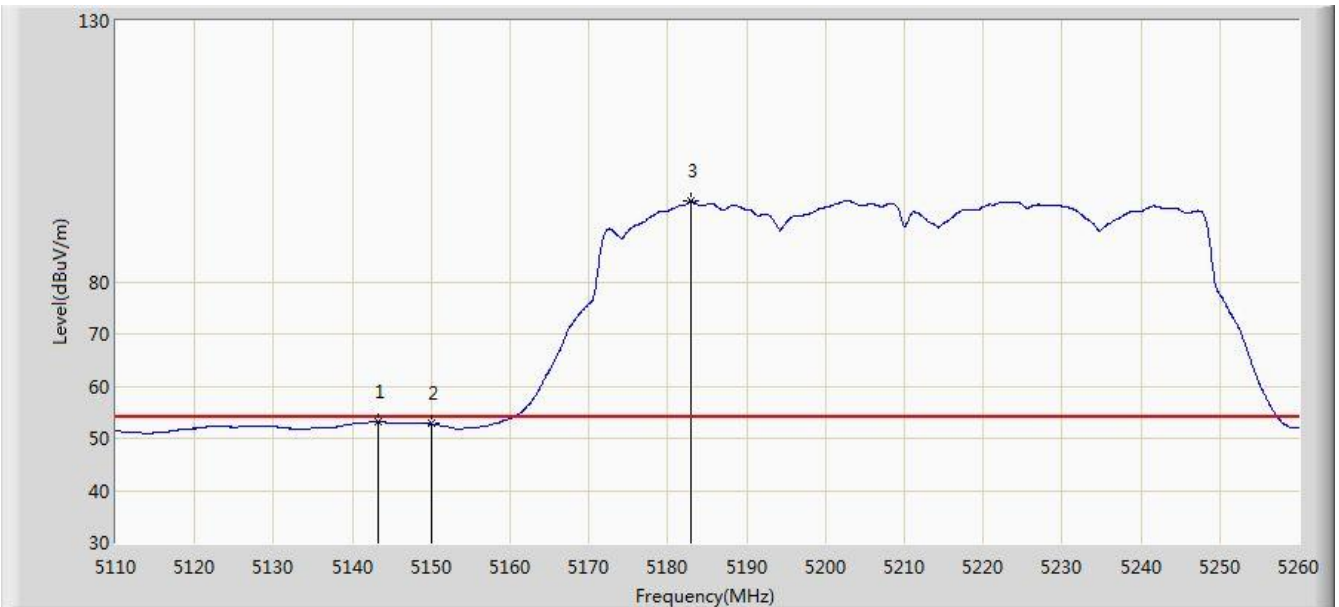


No	Flag	Mark	Frequency (MHz)	Measure Level (dBuV/m)	Reading Level (dBuV)	Margin (dB)	Limit (dBuV/m)	Factor (dB)	Type
1			5146.225	68.555	29.109	-5.445	74.000	39.446	PK
2			5150.000	65.451	26.010	-8.549	74.000	39.442	PK
3		*	5195.875	108.621	69.292	N/A	N/A	39.329	PK

Note: Measure Level (dBμV/m) = Reading Level (dBμV) + Factor (dB)

Factor (dB) = Cable Loss (dB) + Antenna Factor (dB/m) - Pre_Amplifier Gain (dB)

Site: AC1	Time: 2016/12/06 - 10:03
Limit: FCC_Part15.209_RE(3m)	Engineer: Kevin Ke
Probe: BBHA9120D_1GHz_18GHz	Polarity: Vertical
EUT: US WI-FI AP 4X4 OD ext. antenna	Power: DC 54V
Test Mode: Transmit by 802.11ac-VHT80+80 at Channel 5210MHz+5775MHz Ant 0 + 1 + 2 + 3	

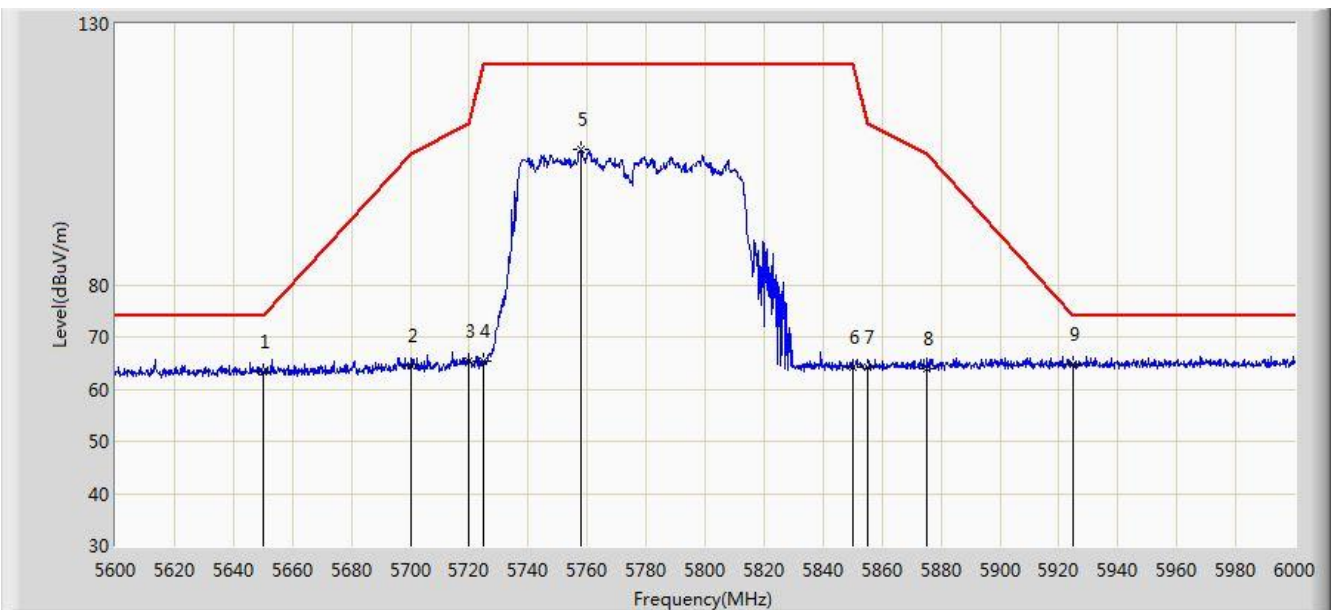


No	Flag	Mark	Frequency (MHz)	Measure Level (dBuV/m)	Reading Level (dBuV)	Margin (dB)	Limit (dBuV/m)	Factor (dB)	Type
1			5143.300	53.244	13.798	-0.756	54.000	39.446	AV
2			5150.000	52.776	13.335	-1.224	54.000	39.442	AV
3		*	5182.975	95.433	56.071	N/A	N/A	39.362	AV

Note: Measure Level (dBμV/m) = Reading Level (dBμV) + Factor (dB)

Factor (dB) = Cable Loss (dB) + Antenna Factor (dB/m) - Pre_Amplifier Gain (dB)

Site: AC1	Time: 2016/12/06 - 10:09
Limit: FCC_Part15.209_RE(3m)	Engineer: Kevin Ke
Probe: BBHA9120D_1GHz_18GHz	Polarity: Horizontal
EUT: US WI-FI AP 4X4 OD ext. antenna	Power: DC 54V
Test Mode: Transmit by 802.11ac-VHT80+80 at Channel 5210MHz+5775MHz Ant 0 + 1 + 2 + 3	

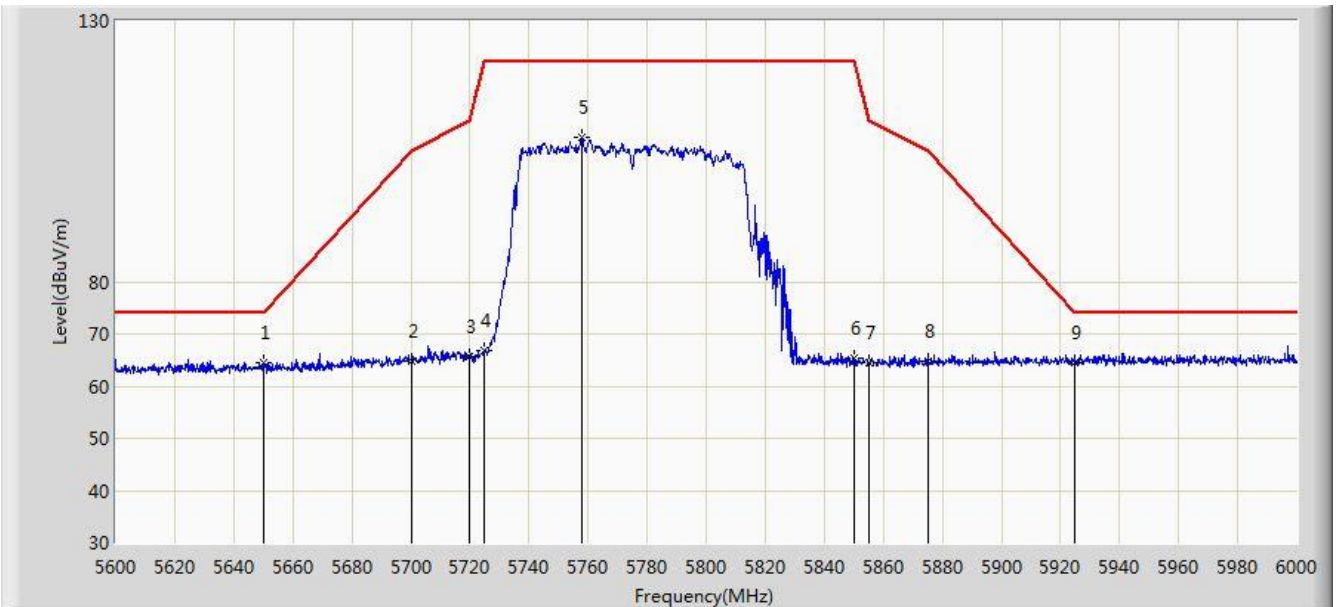


No	Flag	Mark	Frequency (MHz)	Measure Level (dBuV/m)	Reading Level (dBuV)	Margin (dB)	Limit (dBuV/m)	Factor (dB)	Type
1			5650.000	63.269	23.340	-10.731	74.000	39.929	PK
2			5700.000	64.459	24.402	-40.741	105.200	40.057	PK
3			5720.000	65.244	25.103	-45.556	110.800	40.141	PK
4			5725.000	65.466	25.302	-56.734	122.200	40.164	PK
5			5758.000	105.835	65.527	N/A	N/A	40.308	PK
6			5850.000	64.221	23.555	-57.979	122.200	40.666	PK
7			5855.000	64.300	23.622	-46.500	110.800	40.678	PK
8			5875.000	63.939	23.219	-41.261	105.200	40.720	PK
9		*	5925.000	64.747	23.955	-9.253	74.000	40.792	PK

Note: Measure Level (dBμV/m) = Reading Level (dBμV) + Factor (dB)

Factor (dB) = Cable Loss (dB) + Antenna Factor (dB/m) - Pre_Amplifier Gain (dB)

Site: AC1	Time: 2016/12/06 - 10:10
Limit: FCC_Part15.209_RE(3m)	Engineer: Kevin Ke
Probe: BBHA9120D_1GHz_18GHz	Polarity: Vertical
EUT: US WI-FI AP 4X4 OD ext. antenna	Power: DC 54V
Test Mode: Transmit by 802.11ac-VHT80+80 at Channel 5210MHz+5775MHz Ant 0 + 1 + 2 + 3	



No	Flag	Mark	Frequency (MHz)	Measure Level (dBuV/m)	Reading Level (dBuV)	Margin (dB)	Limit (dBuV/m)	Factor (dB)	Type
1			5650.000	64.429	24.500	-9.571	74.000	39.929	PK
2			5700.000	64.925	24.868	-40.275	105.200	40.057	PK
3			5720.000	65.650	25.509	-45.150	110.800	40.141	PK
4			5725.000	66.755	26.591	-55.445	122.200	40.164	PK
5			5757.800	107.587	67.280	N/A	N/A	40.307	PK
6			5850.000	65.286	24.620	-56.914	122.200	40.666	PK
7			5855.000	64.618	23.940	-46.182	110.800	40.678	PK
8			5875.000	64.827	24.107	-40.373	105.200	40.720	PK
9		*	5925.000	64.544	23.752	-9.456	74.000	40.792	PK

Note: Measure Level (dBμV/m) = Reading Level (dBμV) + Factor (dB)

Factor (dB) = Cable Loss (dB) + Antenna Factor (dB/m) - Pre_Amplifier Gain (dB)