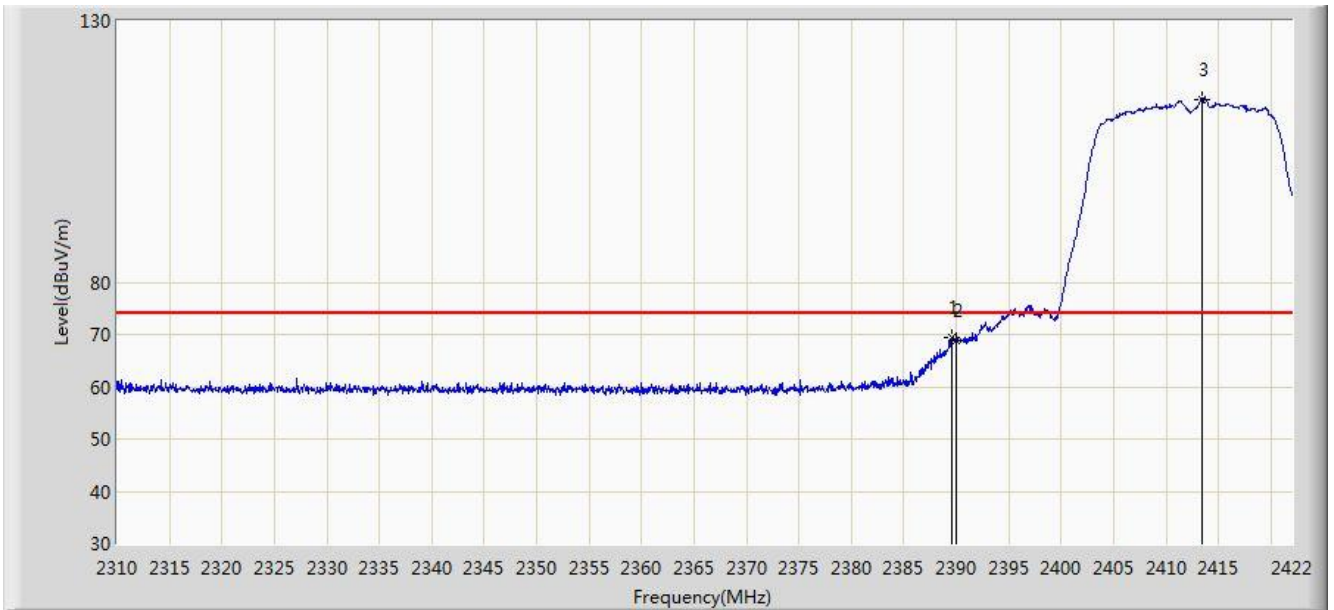


Site: AC1	Time: 2016/09/18 - 23:39
Limit: FCC_Part15.209_RE(3m)	Engineer: Kevin Ke
Probe: BBHA9120D_1GHz_18GHz	Polarity: Vertical
EUT: US WI-FI AP 4X4 OD ext. antenna	Power: DC 54V
Test Mode: Transmit by 802.11n-HT20 at Channel 2412MHz Ant 2	

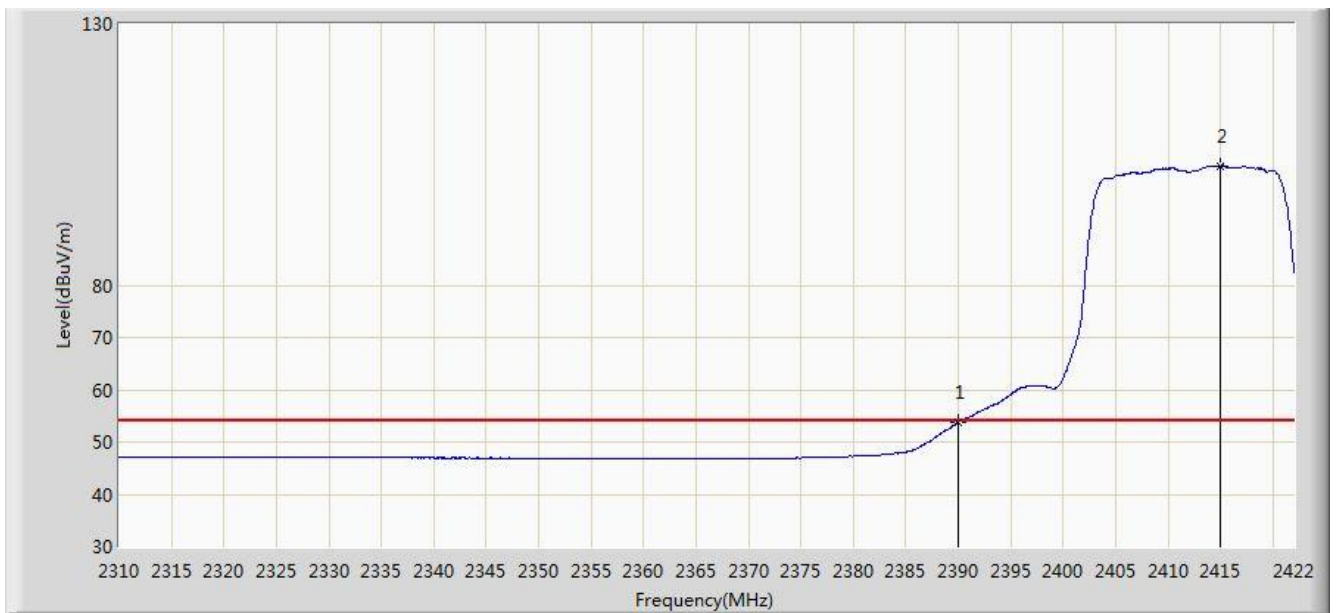


No	Flag	Mark	Frequency (MHz)	Measure Level (dBuV/m)	Reading Level (dBuV)	Margin (dB)	Limit (dBuV/m)	Factor (dB)	Type
1			2389.520	69.455	36.900	-4.545	74.000	32.556	PK
2			2390.000	68.971	36.417	-5.029	74.000	32.554	PK
3		*	2413.432	115.049	82.525	N/A	N/A	32.524	PK

Note: Measure Level (dBμV/m) = Reading Level (dBμV) + Factor (dB)

Factor (dB) = Cable Loss (dB) + Antenna Factor (dB/m)

Site: AC1	Time: 2016/09/18 - 23:37
Limit: FCC_Part15.209_RE(3m)	Engineer: Kevin Ke
Probe: BBHA9120D_1GHz_18GHz	Polarity: Vertical
EUT: US WI-FI AP 4X4 OD ext. antenna	Power: DC 54V
Test Mode: Transmit by 802.11n-HT20 at Channel 2412MHz Ant 2	

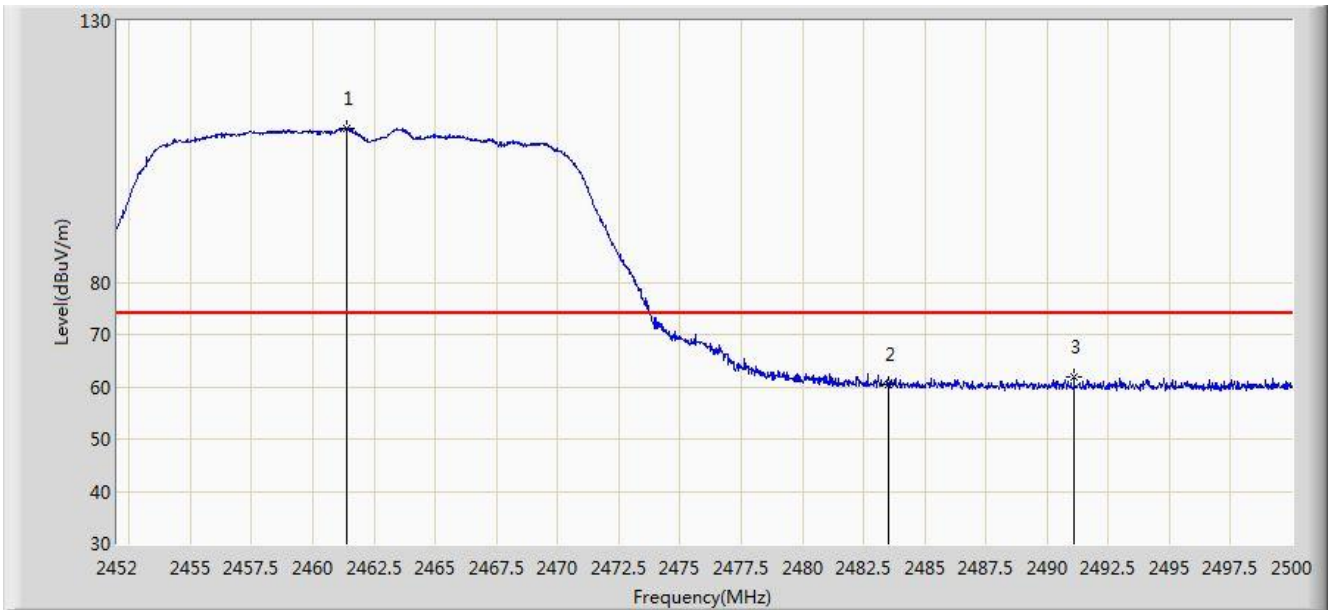


No	Flag	Mark	Frequency (MHz)	Measure Level (dBuV/m)	Reading Level (dBuV)	Margin (dB)	Limit (dBuV/m)	Factor (dB)	Type
1			2390.000	53.805	21.351	-0.195	54.000	32.554	AV
2		*	2415.000	102.894	70.372	N/A	N/A	32.522	AV

Note: Measure Level (dB μ V/m) = Reading Level (dB μ V) + Factor (dB)

Factor (dB) = Cable Loss (dB) + Antenna Factor (dB/m)

Site: AC1	Time: 2016/09/18 - 23:47
Limit: FCC_Part15.209_RE(3m)	Engineer: Kevin Ke
Probe: BBHA9120D_1GHz_18GHz	Polarity: Horizontal
EUT: US WI-FI AP 4X4 OD ext. antenna	Power: DC 54V
Test Mode: Transmit by 802.11n-HT20 at Channel 2462MHz Ant 2	



No	Flag	Mark	Frequency (MHz)	Measure Level (dBuV/m)	Reading Level (dBuV)	Margin (dB)	Limit (dBuV/m)	Factor (dB)	Type
1		*	2461.384	109.546	77.031	N/A	N/A	32.516	PK
2			2483.500	60.368	27.787	-13.632	74.000	32.580	PK
3			2491.096	61.888	29.285	-12.112	74.000	32.603	PK

Note: Measure Level (dBμV/m) = Reading Level (dBμV) + Factor (dB)

Factor (dB) = Cable Loss (dB) + Antenna Factor (dB/m)

Site: AC1	Time: 2016/09/18 - 23:50
Limit: FCC_Part15.209_RE(3m)	Engineer: Kevin Ke
Probe: BBHA9120D_1GHz_18GHz	Polarity: Horizontal
EUT: US WI-FI AP 4X4 OD ext. antenna	Power: DC 54V
Test Mode: Transmit by 802.11n-HT20 at Channel 2462MHz Ant 2	

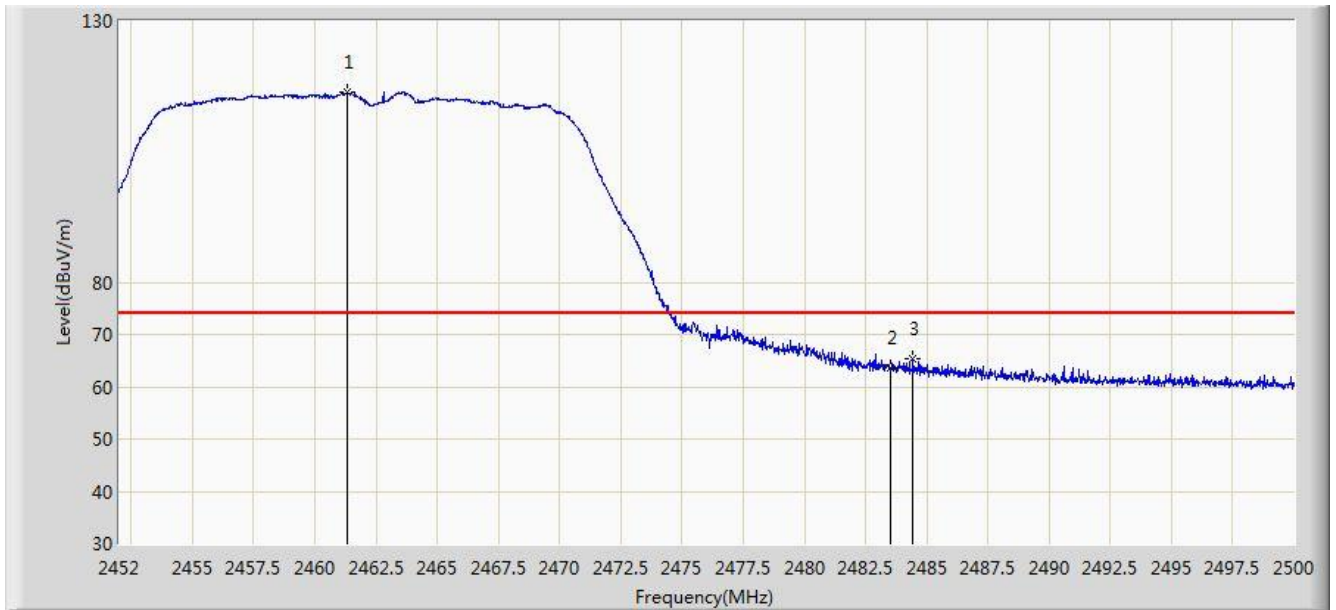


No	Flag	Mark	Frequency (MHz)	Measure Level (dBuV/m)	Reading Level (dBuV)	Margin (dB)	Limit (dBuV/m)	Factor (dB)	Type
1		*	2459.440	97.667	65.155	N/A	N/A	32.511	AV
2			2483.500	47.489	14.908	-6.511	54.000	32.580	AV

Note: Measure Level (dBμV/m) = Reading Level (dBμV) + Factor (dB)

Factor (dB) = Cable Loss (dB) + Antenna Factor (dB/m)

Site: AC1	Time: 2016/09/18 - 23:44
Limit: FCC_Part15.209_RE(3m)	Engineer: Kevin Ke
Probe: BBHA9120D_1GHz_18GHz	Polarity: Vertical
EUT: US WI-FI AP 4X4 OD ext. antenna	Power: DC 54V
Test Mode: Transmit by 802.11n-HT20 at Channel 2462MHz Ant 2	



No	Flag	Mark	Frequency (MHz)	Measure Level (dBuV/m)	Reading Level (dBuV)	Margin (dB)	Limit (dBuV/m)	Factor (dB)	Type
1		*	2461.336	116.412	83.897	N/A	N/A	32.516	PK
2			2483.500	63.514	30.933	-10.486	74.000	32.580	PK
3			2484.424	65.233	32.650	-8.767	74.000	32.583	PK

Note: Measure Level (dB μ V/m) = Reading Level (dB μ V) + Factor (dB)

Factor (dB) = Cable Loss (dB) + Antenna Factor (dB/m)

Site: AC1	Time: 2016/09/18 - 23:46
Limit: FCC_Part15.209_RE(3m)	Engineer: Kevin Ke
Probe: BBHA9120D_1GHz_18GHz	Polarity: Vertical
EUT: US WI-FI AP 4X4 OD ext. antenna	Power: DC 54V
Test Mode: Transmit by 802.11n-HT20 at Channel 2462MHz Ant 2	

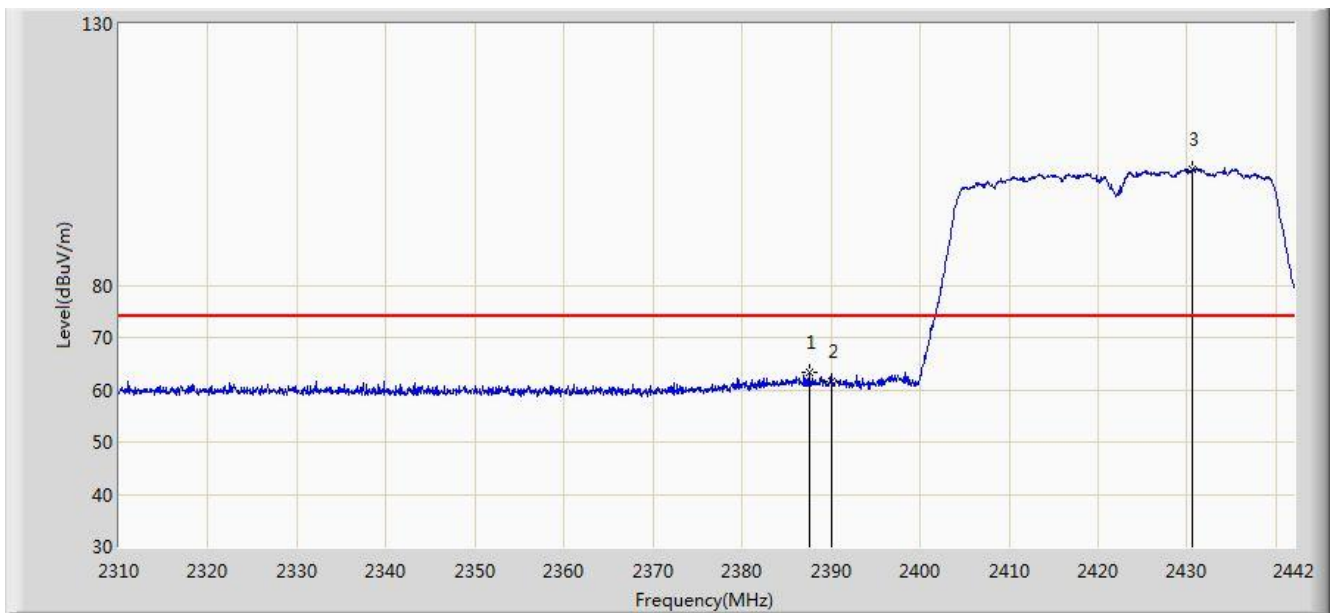


No	Flag	Mark	Frequency (MHz)	Measure Level (dBuV/m)	Reading Level (dBuV)	Margin (dB)	Limit (dBuV/m)	Factor (dB)	Type
1		*	2459.056	104.452	71.941	N/A	N/A	32.511	AV
2			2483.500	49.262	16.681	-4.738	54.000	32.580	AV

Note: Measure Level (dBμV/m) = Reading Level (dBμV) + Factor (dB)

Factor (dB) = Cable Loss (dB) + Antenna Factor (dB/m)

Site: AC1	Time: 2016/09/18 - 23:59
Limit: FCC_Part15.209_RE(3m)	Engineer: Kevin Ke
Probe: BBHA9120D_1GHz_18GHz	Polarity: Horizontal
EUT: US WI-FI AP 4X4 OD ext. antenna	Power: DC 54V
Test Mode: Transmit by 802.11n-HT40 at Channel 2422MHz Ant 2	

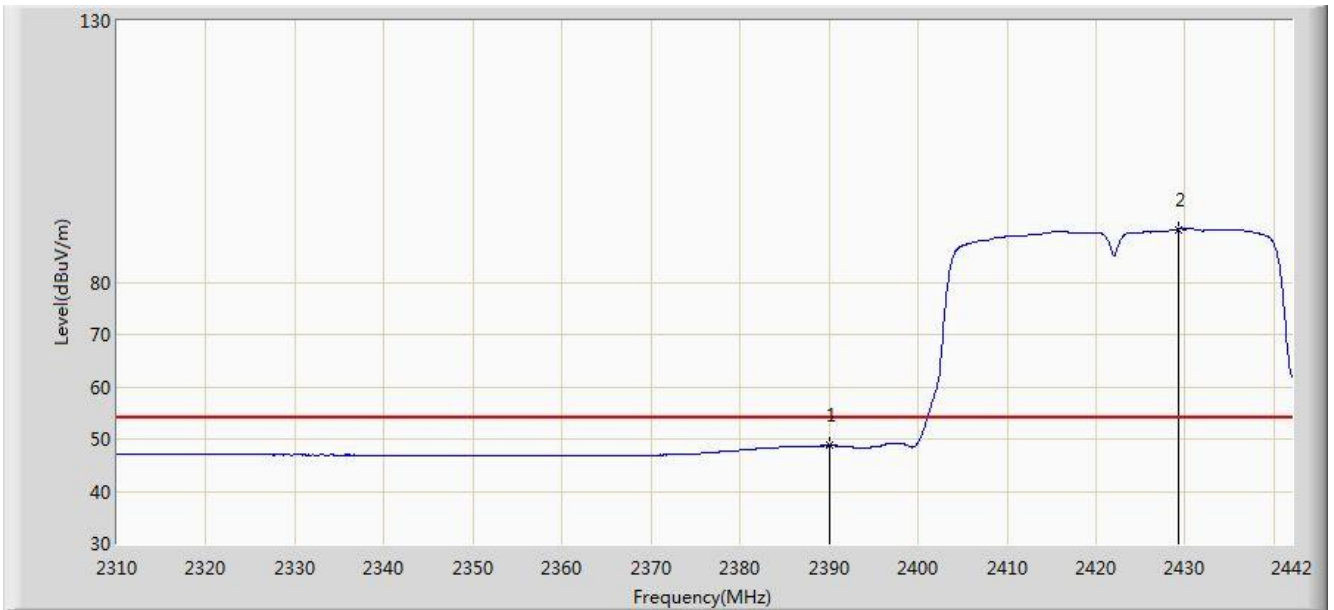


No	Flag	Mark	Frequency (MHz)	Measure Level (dBuV/m)	Reading Level (dBuV)	Margin (dB)	Limit (dBuV/m)	Factor (dB)	Type
1			2387.550	63.357	30.799	-10.643	74.000	32.558	PK
2			2390.000	61.510	28.956	-12.490	74.000	32.554	PK
3		*	2430.648	102.315	69.812	N/A	N/A	32.504	PK

Note: Measure Level (dBμV/m) = Reading Level (dBμV) + Factor (dB)

Factor (dB) = Cable Loss (dB) + Antenna Factor (dB/m)

Site: AC1	Time: 2016/09/19 - 00:00
Limit: FCC_Part15.209_RE(3m)	Engineer: Kevin Ke
Probe: BBHA9120D_1GHz_18GHz	Polarity: Horizontal
EUT: US WI-FI AP 4X4 OD ext. antenna	Power: DC 54V
Test Mode: Transmit by 802.11n-HT40 at Channel 2422MHz Ant 2	

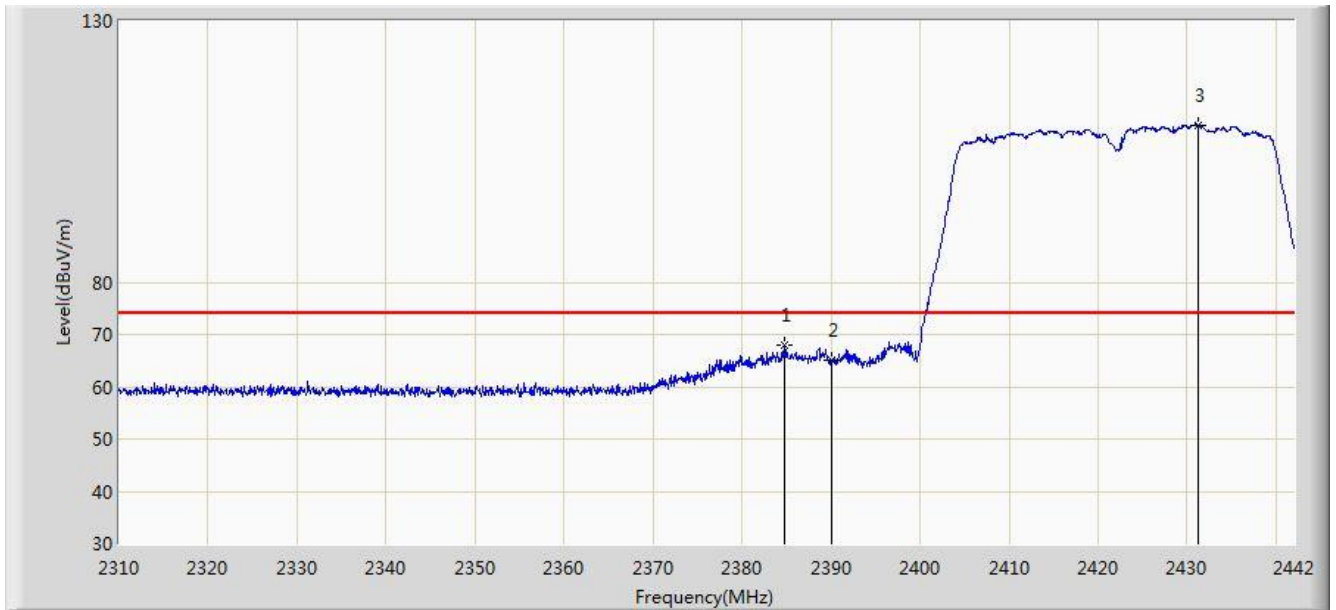


No	Flag	Mark	Frequency (MHz)	Measure Level (dBuV/m)	Reading Level (dBuV)	Margin (dB)	Limit (dBuV/m)	Factor (dB)	Type
1			2390.000	48.728	16.174	-5.272	54.000	32.554	AV
2		*	2429.196	90.133	57.628	N/A	N/A	32.505	AV

Note: Measure Level (dBμV/m) = Reading Level (dBμV) + Factor (dB)

Factor (dB) = Cable Loss (dB) + Antenna Factor (dB/m)

Site: AC1	Time: 2016/09/18 - 23:58
Limit: FCC_Part15.209_RE(3m)	Engineer: Kevin Ke
Probe: BBHA9120D_1GHz_18GHz	Polarity: Vertical
EUT: US WI-FI AP 4X4 OD ext. antenna	Power: By POE
Test Mode: Transmit by 802.11n-HT40 at Channel 2422MHz Ant 2	

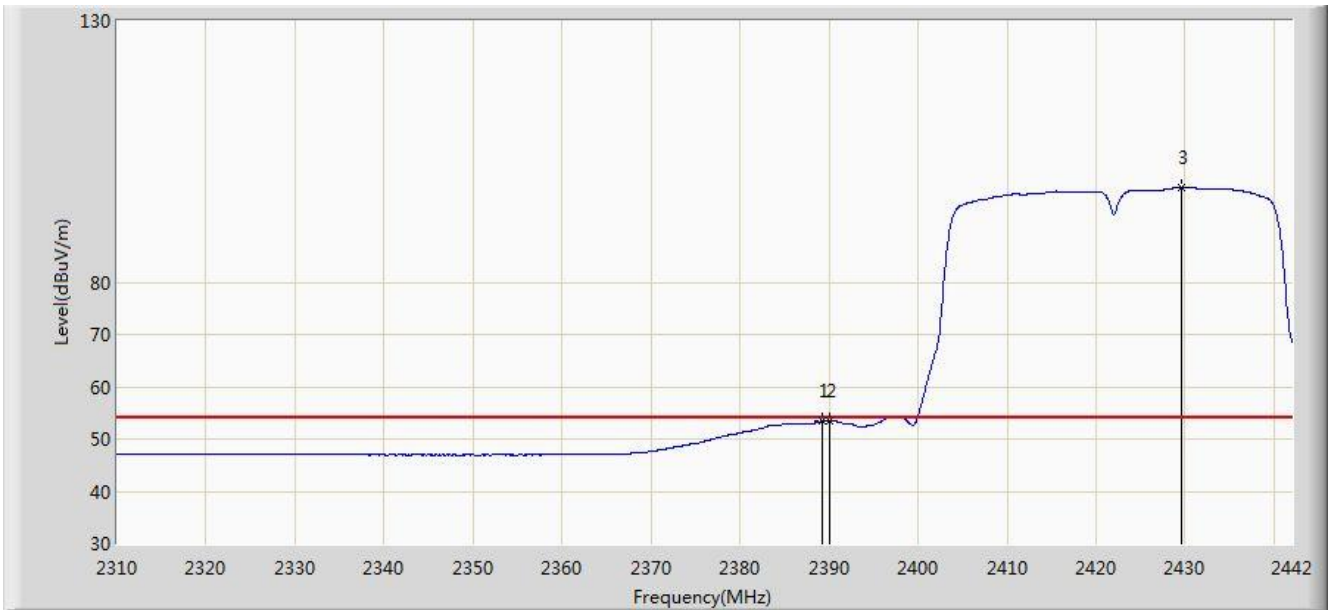


No	Flag	Mark	Frequency (MHz)	Measure Level (dBuV/m)	Reading Level (dBuV)	Margin (dB)	Limit (dBuV/m)	Factor (dB)	Type
1			2384.844	67.912	35.351	-6.088	74.000	32.562	PK
2			2390.000	65.001	32.447	-8.999	74.000	32.554	PK
3		*	2431.308	109.996	77.493	N/A	N/A	32.503	PK

Note: Measure Level (dB μ V/m) = Reading Level (dB μ V) + Factor (dB)

Factor (dB) = Cable Loss (dB) + Antenna Factor (dB/m)

Site: AC1	Time: 2016/09/18 - 23:57
Limit: FCC_Part15.209_RE(3m)	Engineer: Kevin Ke
Probe: BBHA9120D_1GHz_18GHz	Polarity: Vertical
EUT: US WI-FI AP 4X4 OD ext. antenna	Power: DC 54V
Test Mode: Transmit by 802.11n-HT40 at Channel 2422MHz Ant 2	

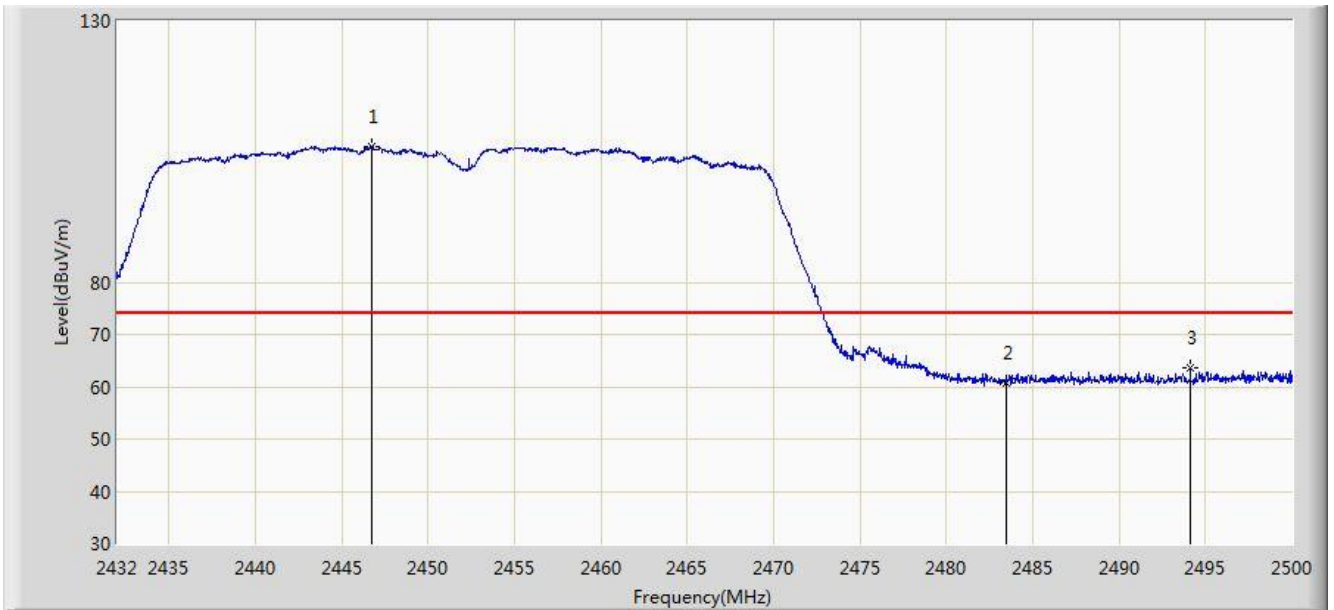


No	Flag	Mark	Frequency (MHz)	Measure Level (dBuV/m)	Reading Level (dBuV)	Margin (dB)	Limit (dBuV/m)	Factor (dB)	Type
1			2389.266	53.425	20.870	-0.575	54.000	32.555	AV
2			2390.000	53.412	20.858	-0.588	54.000	32.554	AV
3		*	2429.592	98.093	65.588	N/A	N/A	32.504	AV

Note: Measure Level (dBμV/m) = Reading Level (dBμV) + Factor (dB)

Factor (dB) = Cable Loss (dB) + Antenna Factor (dB/m)

Site: AC1	Time: 2016/09/19 - 00:25
Limit: FCC_Part15.209_RE(3m)	Engineer: Kevin Ke
Probe: BBHA9120D_1GHz_18GHz	Polarity: Horizontal
EUT: US WI-FI AP 4X4 OD ext. antenna	Power: DC 54V
Test Mode: Transmit by 802.11n-HT40 at Channel 2452MHz Ant 2	

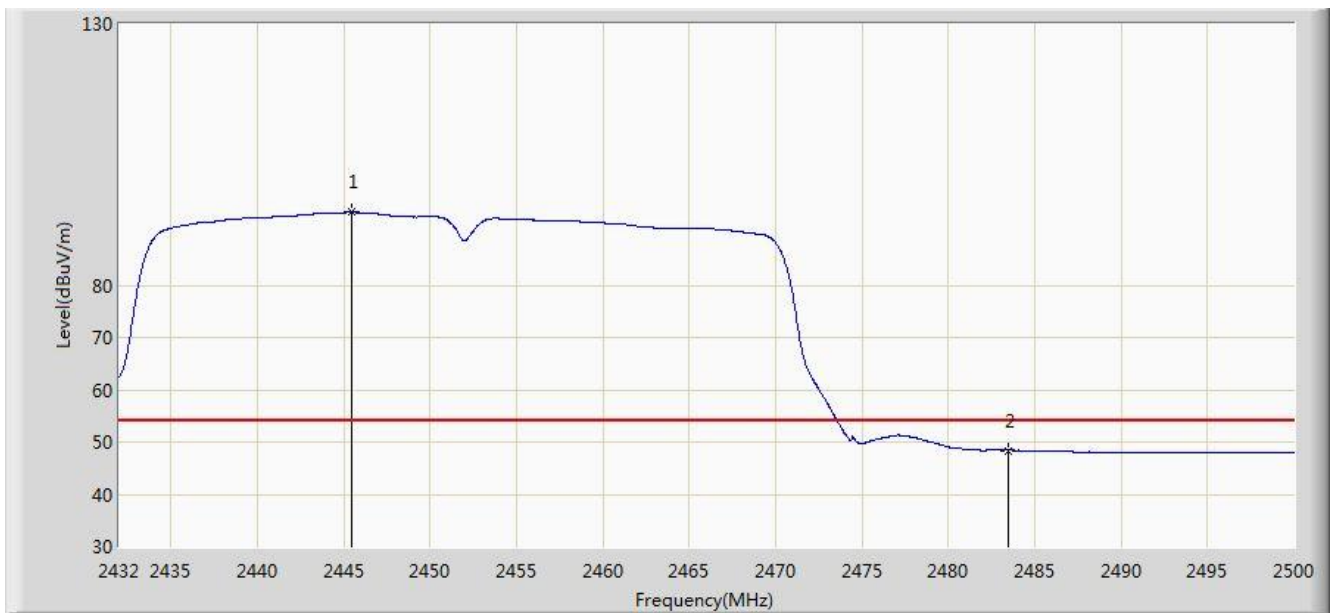


No	Flag	Mark	Frequency (MHz)	Measure Level (dBuV/m)	Reading Level (dBuV)	Margin (dB)	Limit (dBuV/m)	Factor (dB)	Type
1		*	2446.722	105.870	73.381	N/A	N/A	32.489	PK
2			2483.500	60.841	28.260	-13.159	74.000	32.580	PK
3			2494.118	63.539	30.927	-10.461	74.000	32.613	PK

Note: Measure Level (dBμV/m) = Reading Level (dBμV) + Factor (dB)

Factor (dB) = Cable Loss (dB) + Antenna Factor (dB/m)

Site: AC1	Time: 2016/09/19 - 00:33
Limit: FCC_Part15.209_RE(3m)	Engineer: Kevin Ke
Probe: BBHA9120D_1GHz_18GHz	Polarity: Horizontal
EUT: US WI-FI AP 4X4 OD ext. antenna	Power: DC 54V
Test Mode: Transmit by 802.11n-HT40 at Channel 2452MHz Ant 2	



No	Flag	Mark	Frequency (MHz)	Measure Level (dBuV/m)	Reading Level (dBuV)	Margin (dB)	Limit (dBuV/m)	Factor (dB)	Type
1		*	2445.498	93.958	61.471	N/A	N/A	32.487	AV
2			2483.500	48.398	15.817	-5.602	54.000	32.580	AV

Note: Measure Level (dB μ V/m) = Reading Level (dB μ V) + Factor (dB)

Factor (dB) = Cable Loss (dB) + Antenna Factor (dB/m)

Site: AC1	Time: 2016/09/19 - 00:02
Limit: FCC_Part15.209_RE(3m)	Engineer: Kevin Ke
Probe: BBHA9120D_1GHz_18GHz	Polarity: Vertical
EUT: US WI-FI AP 4X4 OD ext. antenna	Power: DC 54V
Test Mode: Transmit by 802.11n-HT40 at Channel 2452MHz Ant 2	

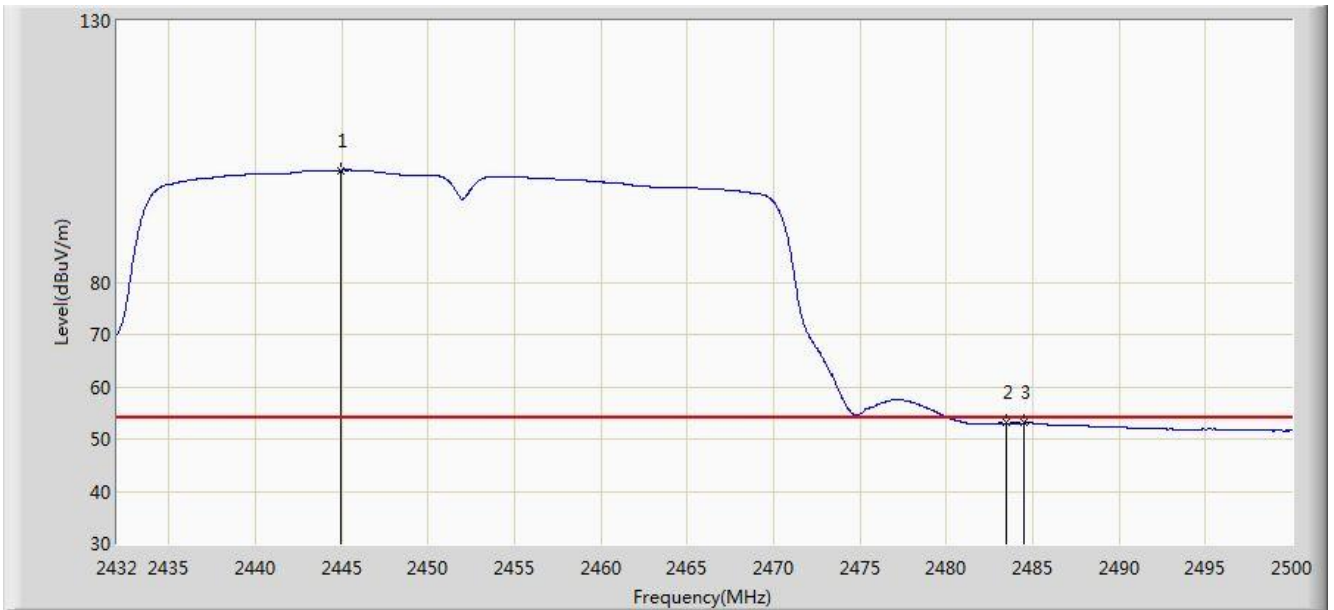


No	Flag	Mark	Frequency (MHz)	Measure Level (dBuV/m)	Reading Level (dBuV)	Margin (dB)	Limit (dBuV/m)	Factor (dB)	Type
1		*	2443.526	113.429	80.941	N/A	N/A	32.489	PK
2			2483.500	65.288	32.707	-8.712	74.000	32.580	PK
3			2497.858	69.308	36.685	-4.692	74.000	32.623	PK

Note: Measure Level (dBμV/m) = Reading Level (dBμV) + Factor (dB)

Factor (dB) = Cable Loss (dB) + Antenna Factor (dB/m)

Site: AC1	Time: 2016/09/19 - 00:24
Limit: FCC_Part15.209_RE(3m)	Engineer: Kevin Ke
Probe: BBHA9120D_1GHz_18GHz	Polarity: Vertical
EUT: US WI-FI AP 4X4 OD ext. antenna	Power: DC 54V
Test Mode: Transmit by 802.11n-HT40 at Channel 2452MHz Ant 2	

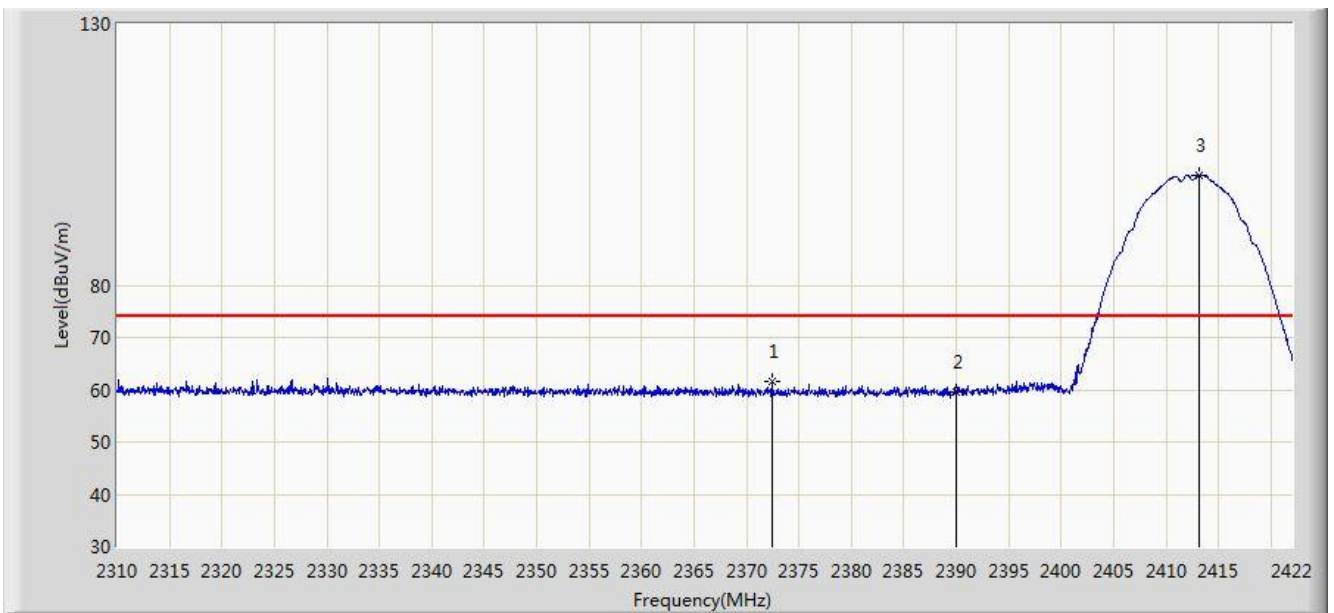


No	Flag	Mark	Frequency (MHz)	Measure Level (dBuV/m)	Reading Level (dBuV)	Margin (dB)	Limit (dBuV/m)	Factor (dB)	Type
1		*	2444.988	101.428	68.942	N/A	N/A	32.486	AV
2			2483.500	53.044	20.463	-0.956	54.000	32.580	AV
3			2484.530	53.059	20.475	-0.941	54.000	32.584	AV

Note: Measure Level (dBμV/m) = Reading Level (dBμV) + Factor (dB)

Factor (dB) = Cable Loss (dB) + Antenna Factor (dB/m)

Site: AC1	Time: 2016/09/19 - 00:42
Limit: FCC_Part15.209_RE(3m)	Engineer: Kevin Ke
Probe: BBHA9120D_1GHz_18GHz	Polarity: Horizontal
EUT: US WI-FI AP 4X4 OD ext. antenna	Power: DC 54V
Test Mode: Transmit by 802.11b at Channel 2412MHz Ant 3	

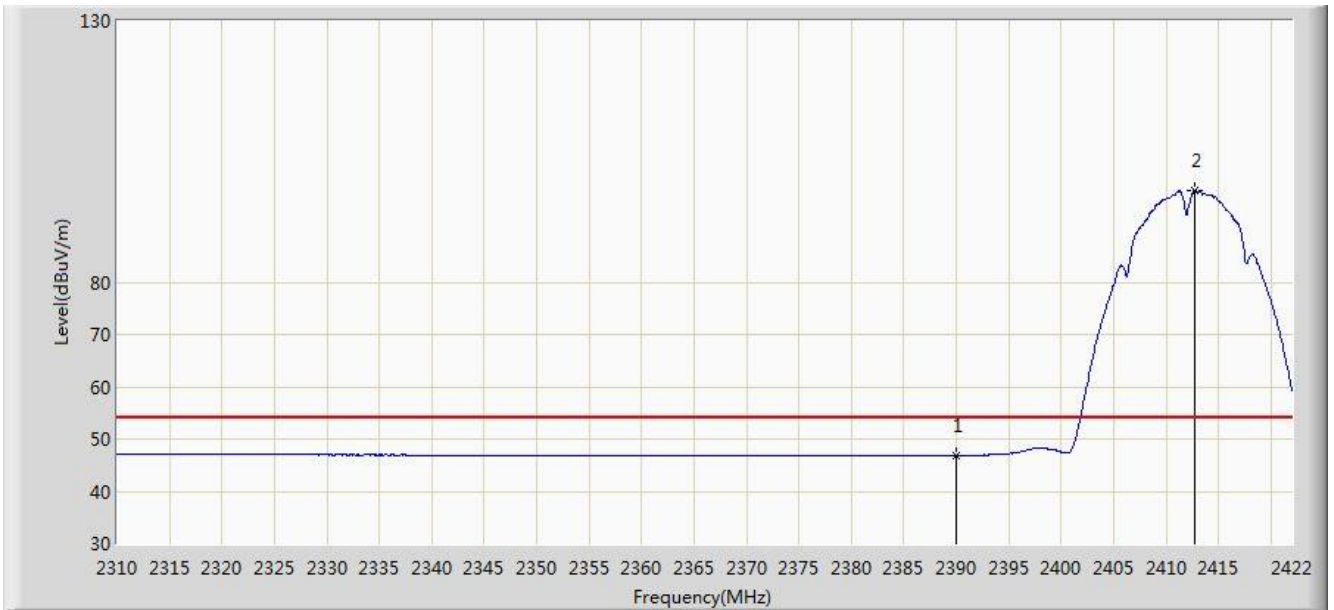


No	Flag	Mark	Frequency (MHz)	Measure Level (dBuV/m)	Reading Level (dBuV)	Margin (dB)	Limit (dBuV/m)	Factor (dB)	Type
1			2372.440	61.613	29.034	-12.387	74.000	32.579	PK
2			2390.000	59.615	27.061	-14.385	74.000	32.554	PK
3		*	2413.208	101.128	68.604	N/A	N/A	32.524	PK

Note: Measure Level (dBμV/m) = Reading Level (dBμV) + Factor (dB)

Factor (dB) = Cable Loss (dB) + Antenna Factor (dB/m)

Site: AC1	Time: 2016/09/19 - 00:43
Limit: FCC_Part15.209_RE(3m)	Engineer: Kevin Ke
Probe: BBHA9120D_1GHz_18GHz	Polarity: Horizontal
EUT: US WI-FI AP 4X4 OD ext. antenna	Power: DC 54V
Test Mode: Transmit by 802.11b at Channel 2412MHz Ant 3	

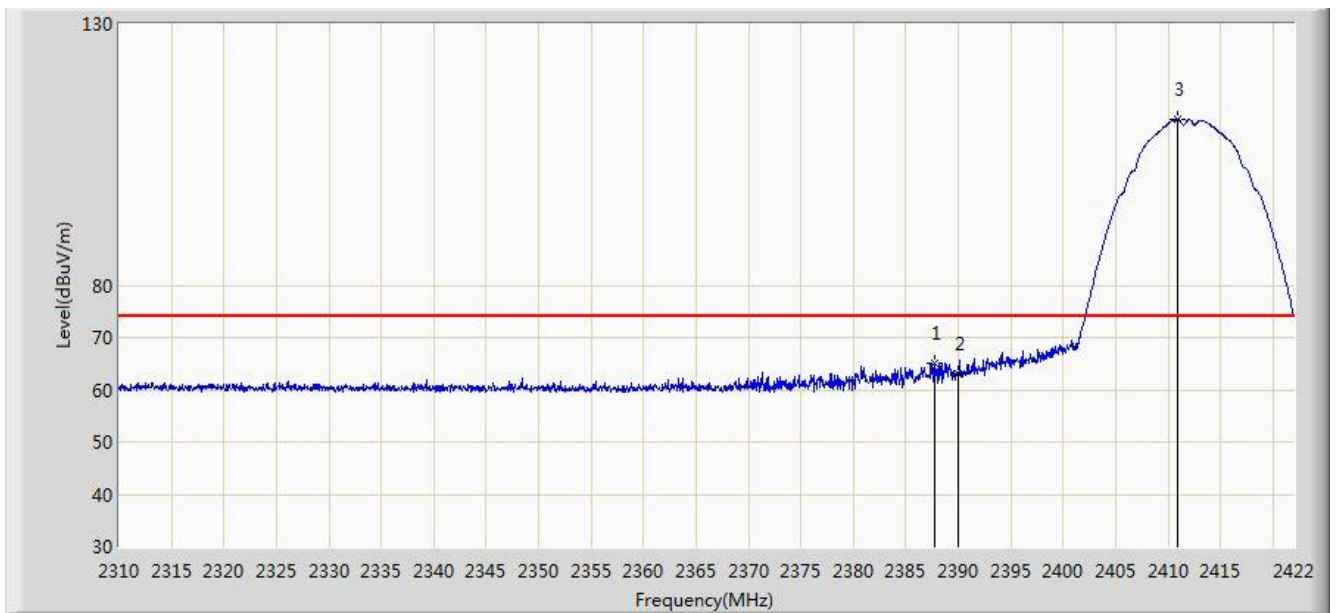


No	Flag	Mark	Frequency (MHz)	Measure Level (dBuV/m)	Reading Level (dBuV)	Margin (dB)	Limit (dBuV/m)	Factor (dB)	Type
1			2390.000	46.877	14.323	-7.123	54.000	32.554	AV
2		*	2412.760	97.604	65.079	N/A	N/A	32.525	AV

Note: Measure Level (dBμV/m) = Reading Level (dBμV) + Factor (dB)

Factor (dB) = Cable Loss (dB) + Antenna Factor (dB/m)

Site: AC1	Time: 2016/09/19 - 00:35
Limit: FCC_Part15.209_RE(3m)	Engineer: Kevin Ke
Probe: BBHA9120D_1GHz_18GHz	Polarity: Vertical
EUT: US WI-FI AP 4X4 OD ext. antenna	Power: DC 54V
Test Mode: Transmit by 802.11b at Channel 2412MHz Ant 3	

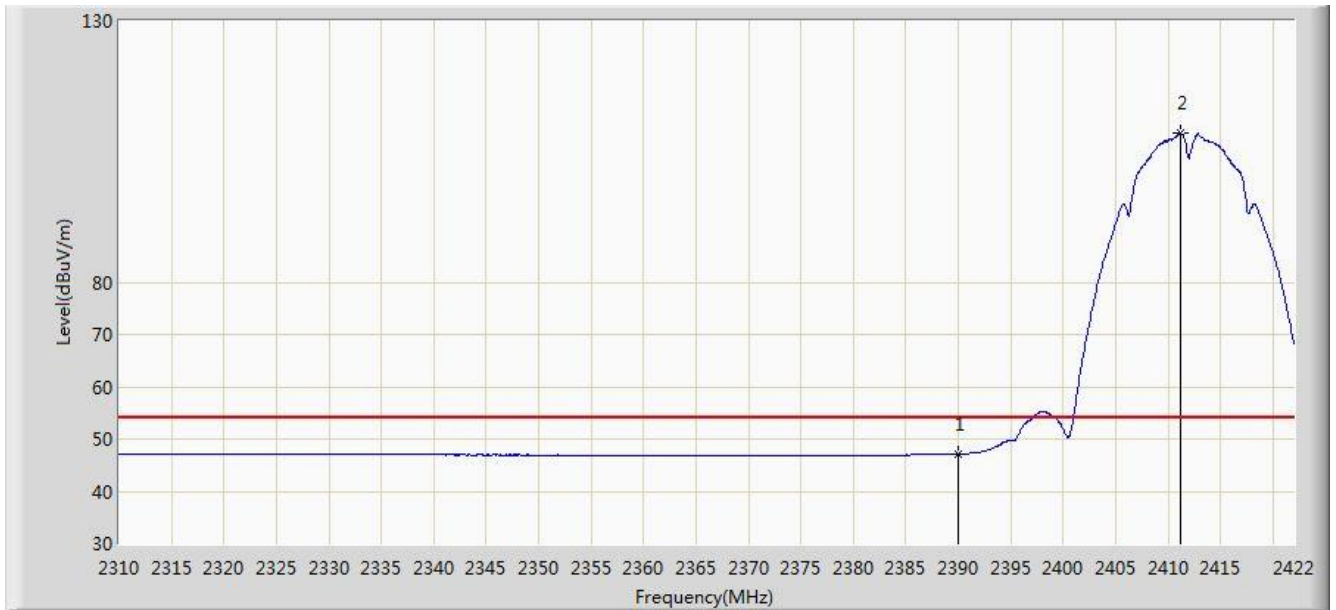


No	Flag	Mark	Frequency (MHz)	Measure Level (dBuV/m)	Reading Level (dBuV)	Margin (dB)	Limit (dBuV/m)	Factor (dB)	Type
1			2387.784	65.164	32.607	-8.836	74.000	32.557	PK
2			2390.000	63.124	30.570	-10.876	74.000	32.554	PK
3		*	2410.912	111.697	79.170	N/A	N/A	32.527	PK

Note: Measure Level (dB μ V/m) = Reading Level (dB μ V) + Factor (dB)

Factor (dB) = Cable Loss (dB) + Antenna Factor (dB/m)

Site: AC1	Time: 2016/09/19 - 00:41
Limit: FCC_Part15.209_RE(3m)	Engineer: Kevin Ke
Probe: BBHA9120D_1GHz_18GHz	Polarity: Vertical
EUT: US WI-FI AP 4X4 OD ext. antenna	Power: DC 54V
Test Mode: Transmit by 802.11b at Channel 2412MHz Ant 3	

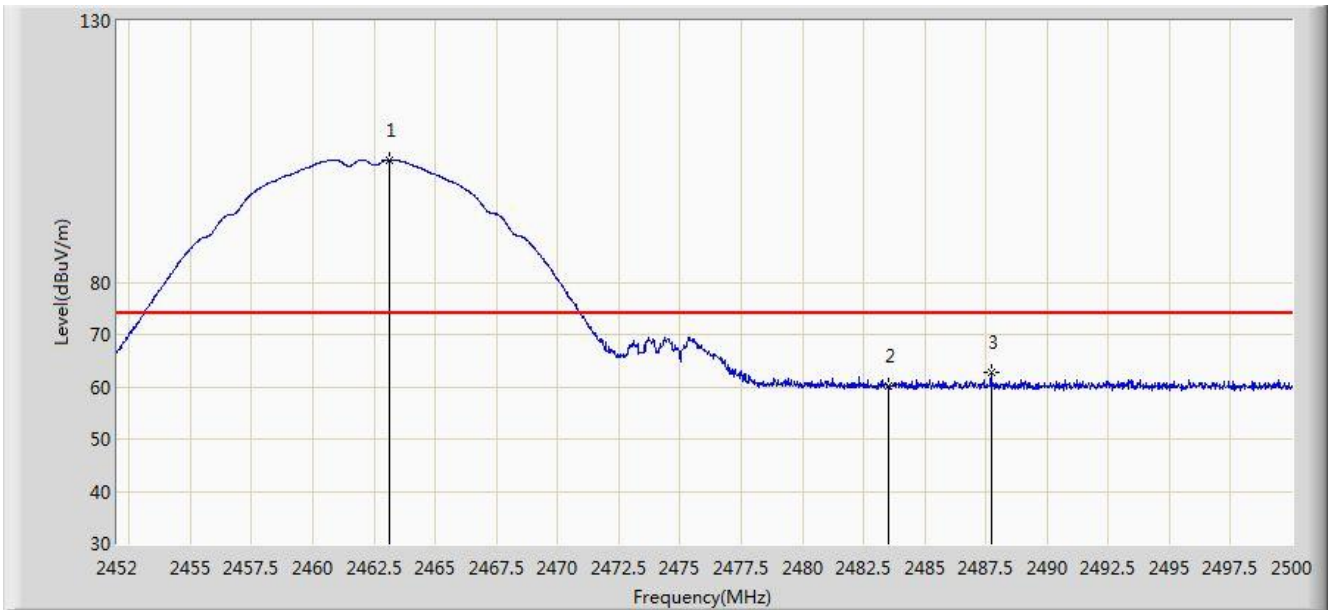


No	Flag	Mark	Frequency (MHz)	Measure Level (dBuV/m)	Reading Level (dBuV)	Margin (dB)	Limit (dBuV/m)	Factor (dB)	Type
1			2390.000	47.158	14.604	-6.842	54.000	32.554	AV
2		*	2411.192	108.469	75.942	N/A	N/A	32.527	AV

Note: Measure Level (dB μ V/m) = Reading Level (dB μ V) + Factor (dB)

Factor (dB) = Cable Loss (dB) + Antenna Factor (dB/m)

Site: AC1	Time: 2016/09/19 - 00:48
Limit: FCC_Part15.209_RE(3m)	Engineer: Kevin Ke
Probe: BBHA9120D_1GHz_18GHz	Polarity: Horizontal
EUT: US WI-FI AP 4X4 OD ext. antenna	Power: DC 54V
Test Mode: Transmit by 802.11b at Channel 2462MHz Ant 3	

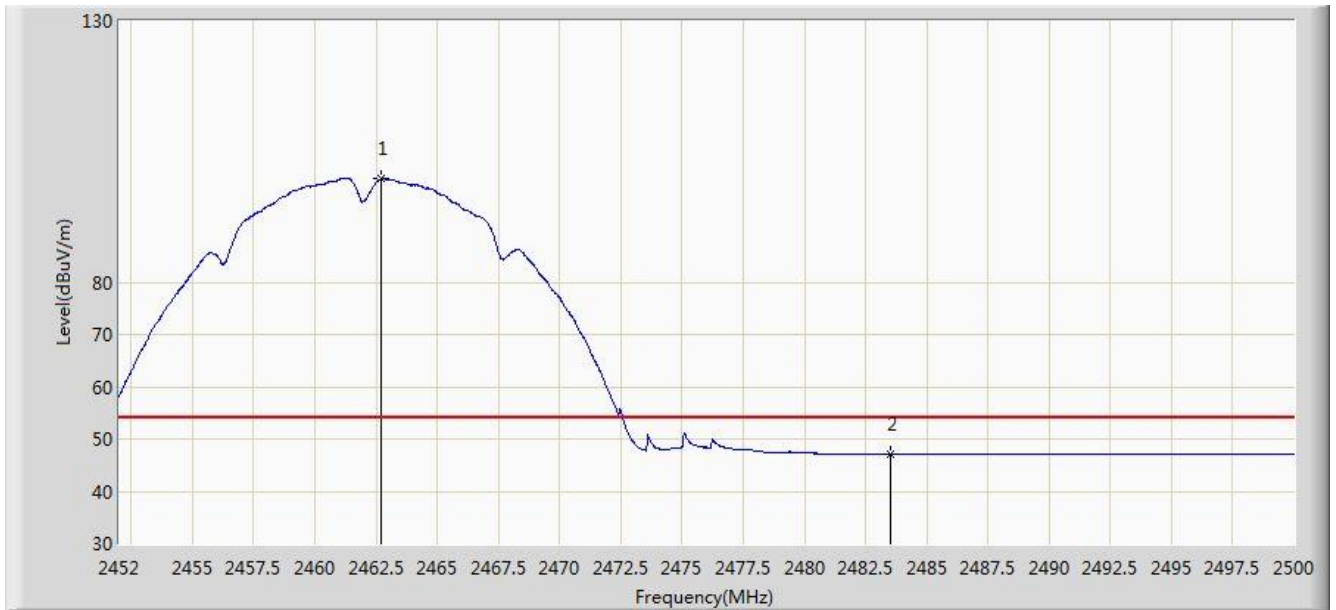


No	Flag	Mark	Frequency (MHz)	Measure Level (dBuV/m)	Reading Level (dBuV)	Margin (dB)	Limit (dBuV/m)	Factor (dB)	Type
1		*	2463.112	103.436	70.916	N/A	N/A	32.520	PK
2			2483.500	60.158	27.577	-13.842	74.000	32.580	PK
3			2487.712	62.670	30.077	-11.330	74.000	32.593	PK

Note: Measure Level (dBuV/m) = Reading Level (dBuV) + Factor (dB)

Factor (dB) = Cable Loss (dB) + Antenna Factor (dB/m)

Site: AC1	Time: 2016/09/19 - 00:52
Limit: FCC_Part15.209_RE(3m)	Engineer: Kevin Ke
Probe: BBHA9120D_1GHz_18GHz	Polarity: Horizontal
EUT: US WI-FI AP 4X4 OD ext. antenna	Power: DC 54V
Test Mode: Transmit by 802.11b at Channel 2462MHz Ant 3	

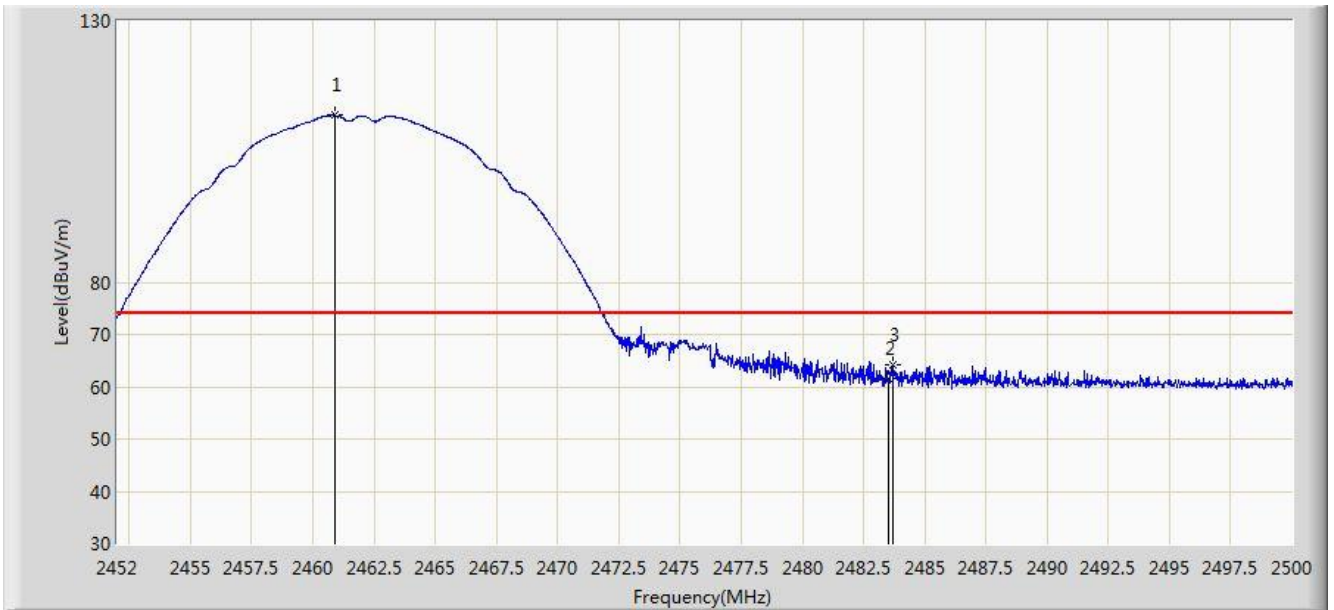


No	Flag	Mark	Frequency (MHz)	Measure Level (dBuV/m)	Reading Level (dBuV)	Margin (dB)	Limit (dBuV/m)	Factor (dB)	Type
1		*	2462.728	99.743	67.225	N/A	N/A	32.518	AV
2			2483.500	47.115	14.534	-6.885	54.000	32.580	AV

Note: Measure Level (dBuV/m) = Reading Level (dBuV) + Factor (dB)

Factor (dB) = Cable Loss (dB) + Antenna Factor (dB/m)

Site: AC1	Time: 2016/09/19 - 00:44
Limit: FCC_Part15.209_RE(3m)	Engineer: Kevin Ke
Probe: BBHA9120D_1GHz_18GHz	Polarity: Vertical
EUT: US WI-FI AP 4X4 OD ext. antenna	Power: DC 54V
Test Mode: Transmit by 802.11b at Channel 2462MHz Ant 3	



No	Flag	Mark	Frequency (MHz)	Measure Level (dBuV/m)	Reading Level (dBuV)	Margin (dB)	Limit (dBuV/m)	Factor (dB)	Type
1		*	2460.904	111.910	79.396	N/A	N/A	32.514	PK
2			2483.500	61.583	29.002	-12.417	74.000	32.580	PK
3			2483.680	64.126	31.545	-9.874	74.000	32.582	PK

Note: Measure Level (dBμV/m) = Reading Level (dBμV) + Factor (dB)

Factor (dB) = Cable Loss (dB) + Antenna Factor (dB/m)

Site: AC1	Time: 2016/09/19 - 00:47
Limit: FCC_Part15.209_RE(3m)	Engineer: Kevin Ke
Probe: BBHA9120D_1GHz_18GHz	Polarity: Vertical
EUT: US WI-FI AP 4X4 OD ext. antenna	Power: DC 54V
Test Mode: Transmit by 802.11b at Channel 2462MHz Ant 3	

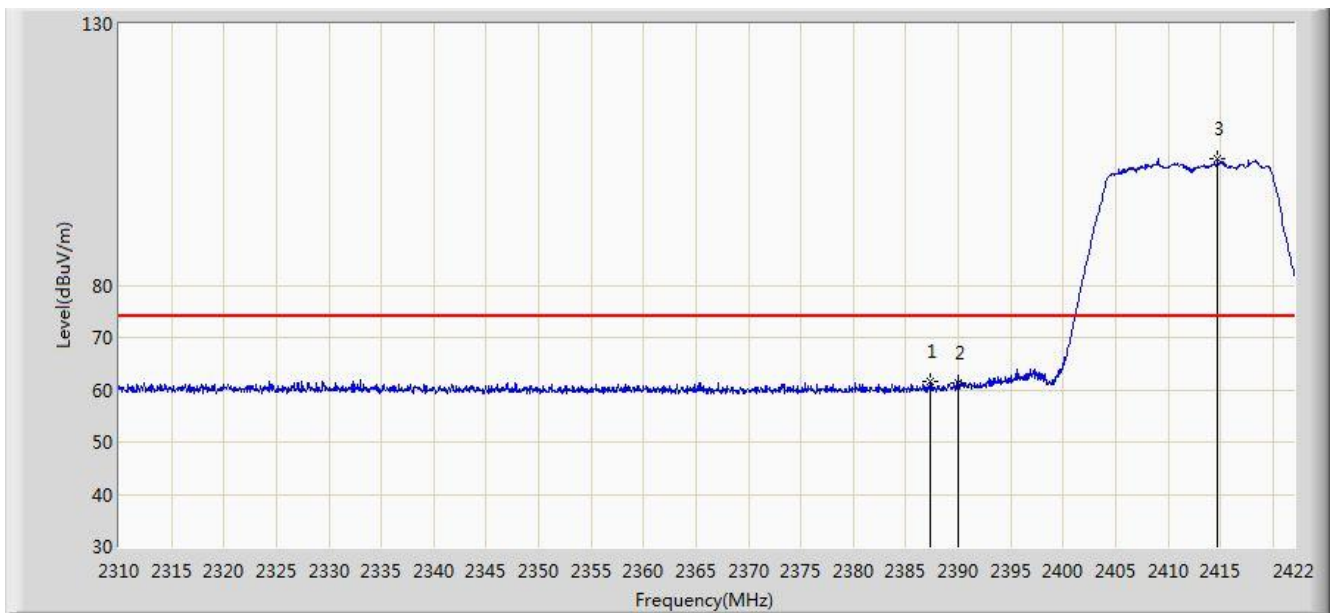


No	Flag	Mark	Frequency (MHz)	Measure Level (dBuV/m)	Reading Level (dBuV)	Margin (dB)	Limit (dBuV/m)	Factor (dB)	Type
1		*	2461.312	108.438	75.923	N/A	N/A	32.516	AV
2			2483.500	47.826	15.245	-6.174	54.000	32.580	AV
3			2484.328	47.913	15.330	-6.087	54.000	32.583	AV

Note: Measure Level (dB μ V/m) = Reading Level (dB μ V) + Factor (dB)

Factor (dB) = Cable Loss (dB) + Antenna Factor (dB/m)

Site: AC1	Time: 2016/09/19 - 00:56
Limit: FCC_Part15.209_RE(3m)	Engineer: Kevin Ke
Probe: BBHA9120D_1GHz_18GHz	Polarity: Horizontal
EUT: US WI-FI AP 4X4 OD ext. antenna	Power: DC 54V
Test Mode: Transmit by 802.11g at Channel 2412MHz Ant 3	

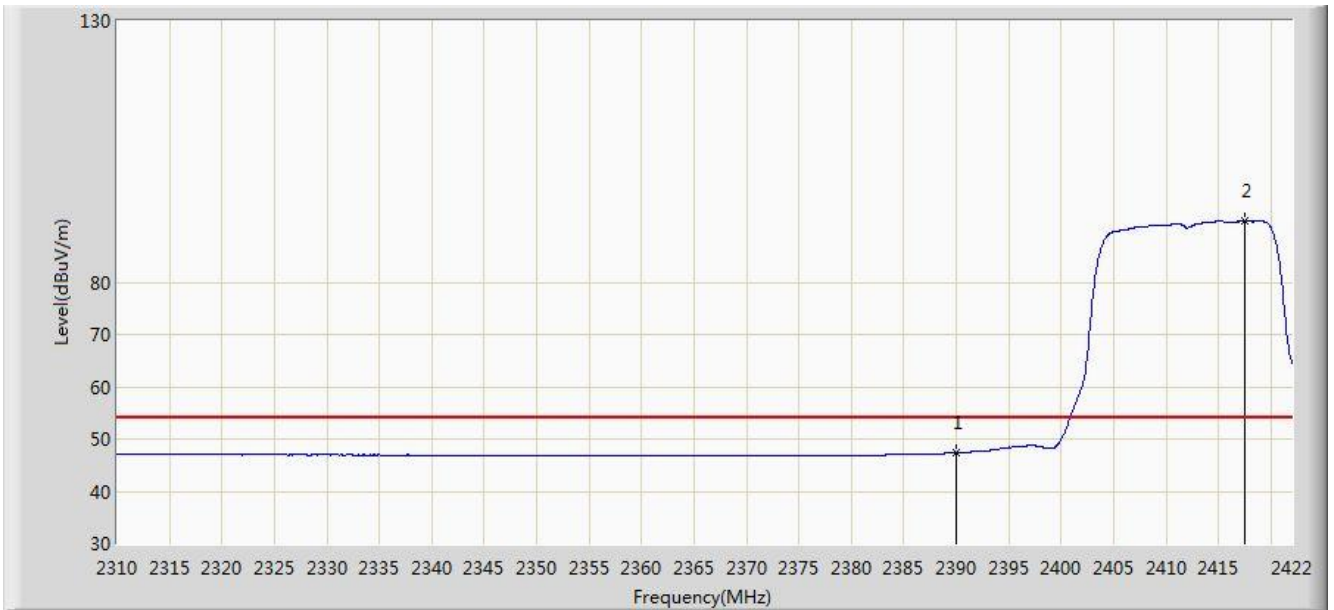


No	Flag	Mark	Frequency (MHz)	Measure Level (dBuV/m)	Reading Level (dBuV)	Margin (dB)	Limit (dBuV/m)	Factor (dB)	Type
1			2387.392	61.519	28.961	-12.481	74.000	32.558	PK
2			2390.000	61.396	28.842	-12.604	74.000	32.554	PK
3		*	2414.720	104.310	71.788	N/A	N/A	32.522	PK

Note: Measure Level (dB μ V/m) = Reading Level (dB μ V) + Factor (dB)

Factor (dB) = Cable Loss (dB) + Antenna Factor (dB/m)

Site: AC1	Time: 2016/09/19 - 00:59
Limit: FCC_Part15.209_RE(3m)	Engineer: Kevin Ke
Probe: BBHA9120D_1GHz_18GHz	Polarity: Horizontal
EUT: US WI-FI AP 4X4 OD ext. antenna	Power: DC 54V
Test Mode: Transmit by 802.11g at Channel 2412MHz Ant 3	

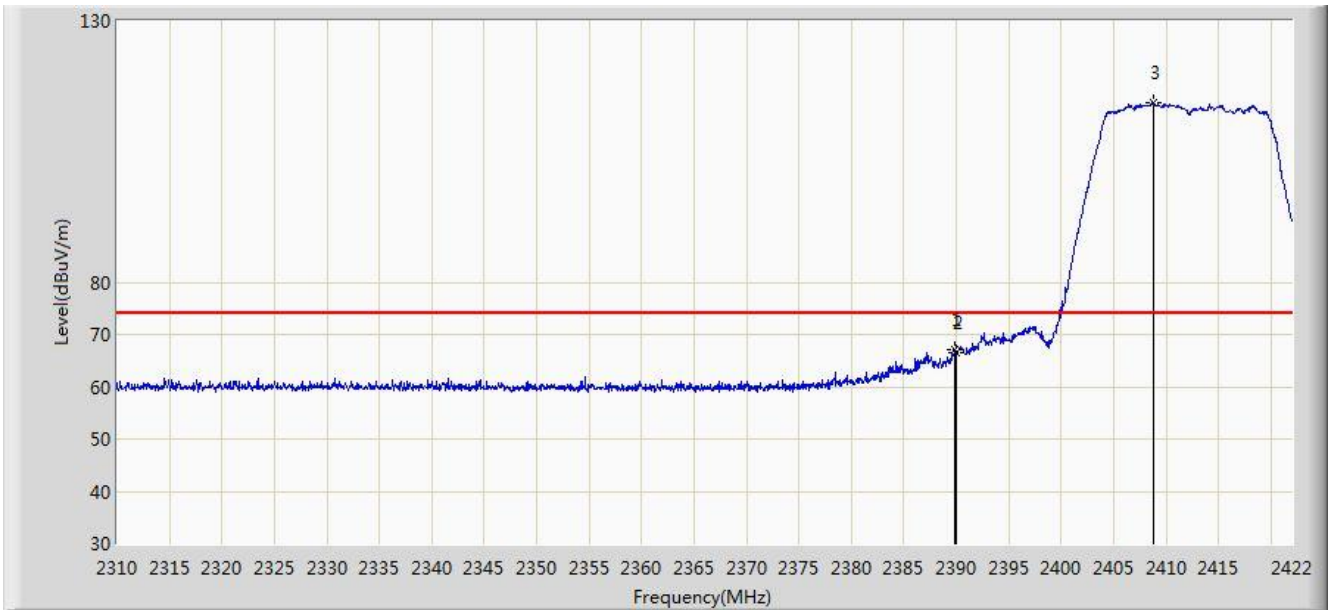


No	Flag	Mark	Frequency (MHz)	Measure Level (dBuV/m)	Reading Level (dBuV)	Margin (dB)	Limit (dBuV/m)	Factor (dB)	Type
1			2390.000	47.372	14.818	-6.628	54.000	32.554	AV
2		*	2417.576	91.689	59.170	N/A	N/A	32.519	AV

Note: Measure Level (dBμV/m) = Reading Level (dBμV) + Factor (dB)

Factor (dB) = Cable Loss (dB) + Antenna Factor (dB/m)

Site: AC1	Time: 2016/09/19 - 00:52
Limit: FCC_Part15.209_RE(3m)	Engineer: Kevin Ke
Probe: BBHA9120D_1GHz_18GHz	Polarity: Vertical
EUT: US WI-FI AP 4X4 OD ext. antenna	Power: DC 54V
Test Mode: Transmit by 802.11g at Channel 2412MHz Ant 3	

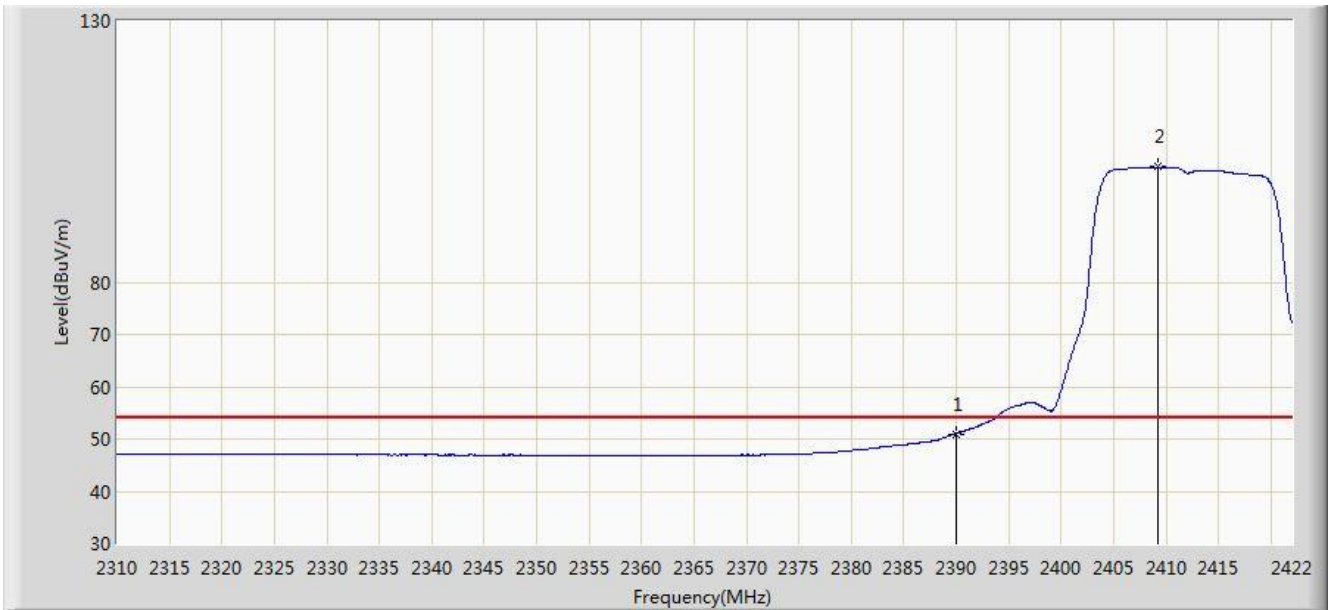


No	Flag	Mark	Frequency (MHz)	Measure Level (dBuV/m)	Reading Level (dBuV)	Margin (dB)	Limit (dBuV/m)	Factor (dB)	Type
1			2389.912	67.025	34.470	-6.975	74.000	32.555	PK
2			2390.000	66.538	33.984	-7.462	74.000	32.554	PK
3		*	2408.840	114.483	81.953	N/A	N/A	32.529	PK

Note: Measure Level (dBμV/m) = Reading Level (dBμV) + Factor (dB)

Factor (dB) = Cable Loss (dB) + Antenna Factor (dB/m)

Site: AC1	Time: 2016/09/19 - 00:55
Limit: FCC_Part15.209_RE(3m)	Engineer: Kevin Ke
Probe: BBHA9120D_1GHz_18GHz	Polarity: Vertical
EUT: US WI-FI AP 4X4 OD ext. antenna	Power: DC 54V
Test Mode: Transmit by 802.11g at Channel 2412MHz Ant 3	

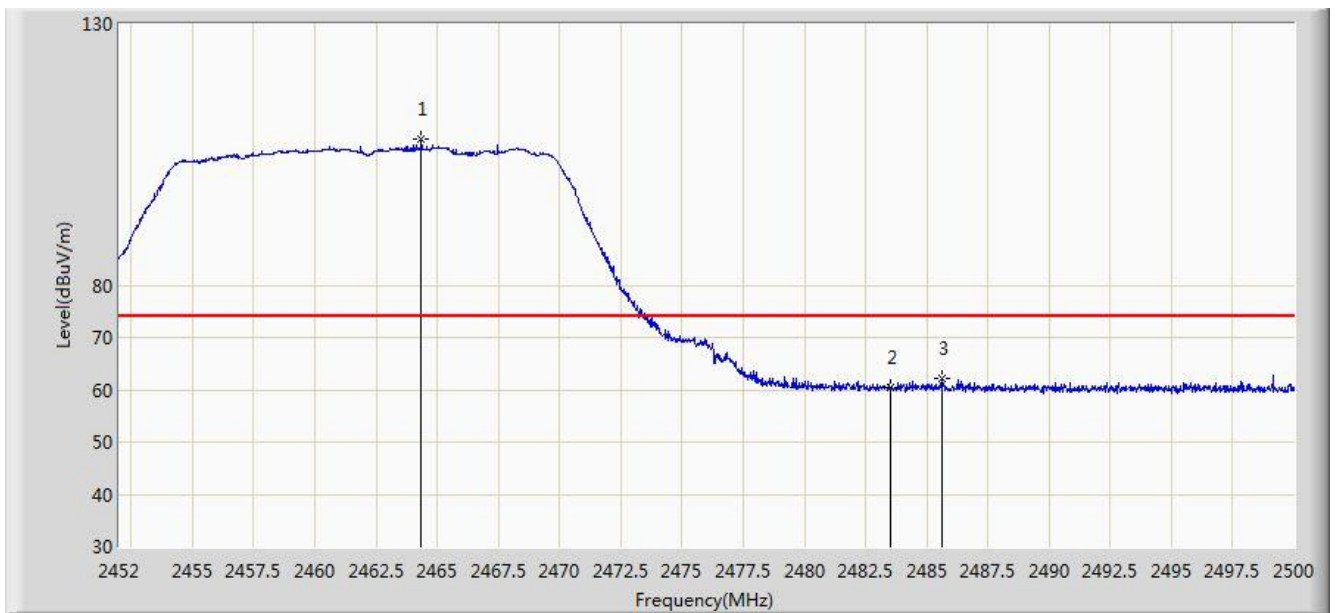


No	Flag	Mark	Frequency (MHz)	Measure Level (dBuV/m)	Reading Level (dBuV)	Margin (dB)	Limit (dBuV/m)	Factor (dB)	Type
1			2390.000	51.001	18.447	-2.999	54.000	32.554	AV
2		*	2409.176	102.038	69.509	N/A	N/A	32.530	AV

Note: Measure Level (dBμV/m) = Reading Level (dBμV) + Factor (dB)

Factor (dB) = Cable Loss (dB) + Antenna Factor (dB/m)

Site: AC1	Time: 2016/09/19 - 01:03
Limit: FCC_Part15.209_RE(3m)	Engineer: Kevin Ke
Probe: BBHA9120D_1GHz_18GHz	Polarity: Horizontal
EUT: US WI-FI AP 4X4 OD ext. antenna	Power: DC 54V
Test Mode: Transmit by 802.11g at Channel 2462MHz Ant 3	

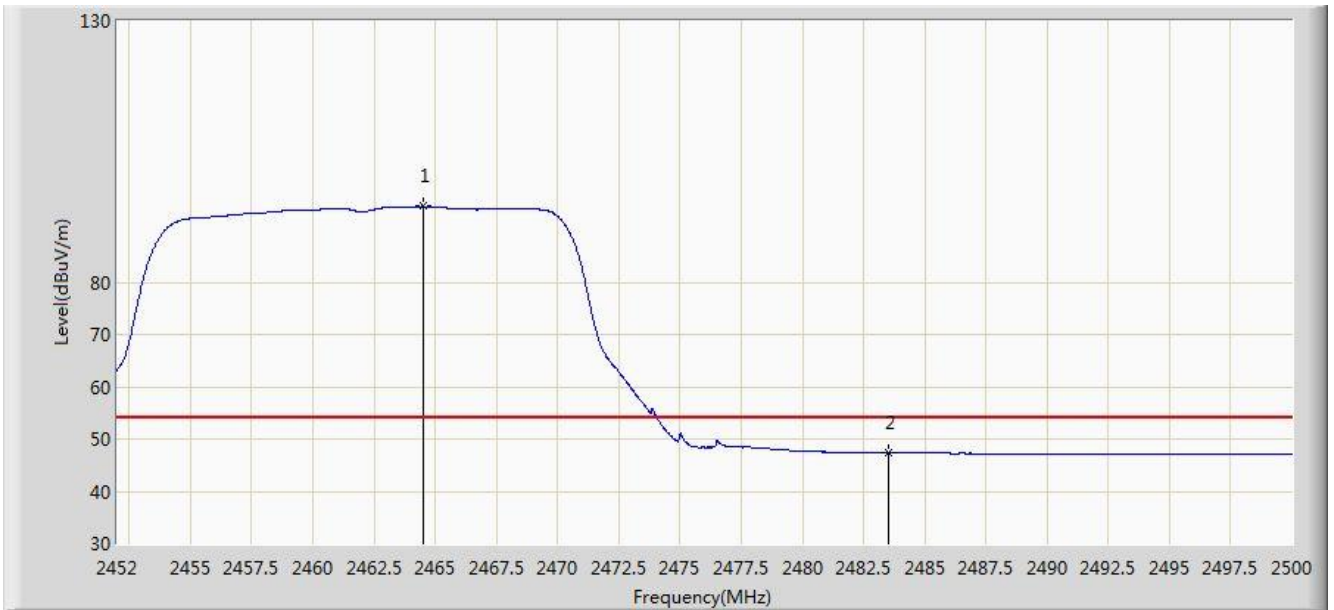


No	Flag	Mark	Frequency (MHz)	Measure Level (dBuV/m)	Reading Level (dBuV)	Margin (dB)	Limit (dBuV/m)	Factor (dB)	Type
1		*	2464.360	108.046	75.523	N/A	N/A	32.523	PK
2			2483.500	60.568	27.987	-13.432	74.000	32.580	PK
3			2485.624	62.259	29.672	-11.741	74.000	32.587	PK

Note: Measure Level (dB μ V/m) = Reading Level (dB μ V) + Factor (dB)

Factor (dB) = Cable Loss (dB) + Antenna Factor (dB/m)

Site: AC1	Time: 2016/09/19 - 01:06
Limit: FCC_Part15.209_RE(3m)	Engineer: Kevin Ke
Probe: BBHA9120D_1GHz_18GHz	Polarity: Horizontal
EUT: US WI-FI AP 4X4 OD ext. antenna	Power: DC 54V
Test Mode: Transmit by 802.11g at Channel 2462MHz Ant 3	

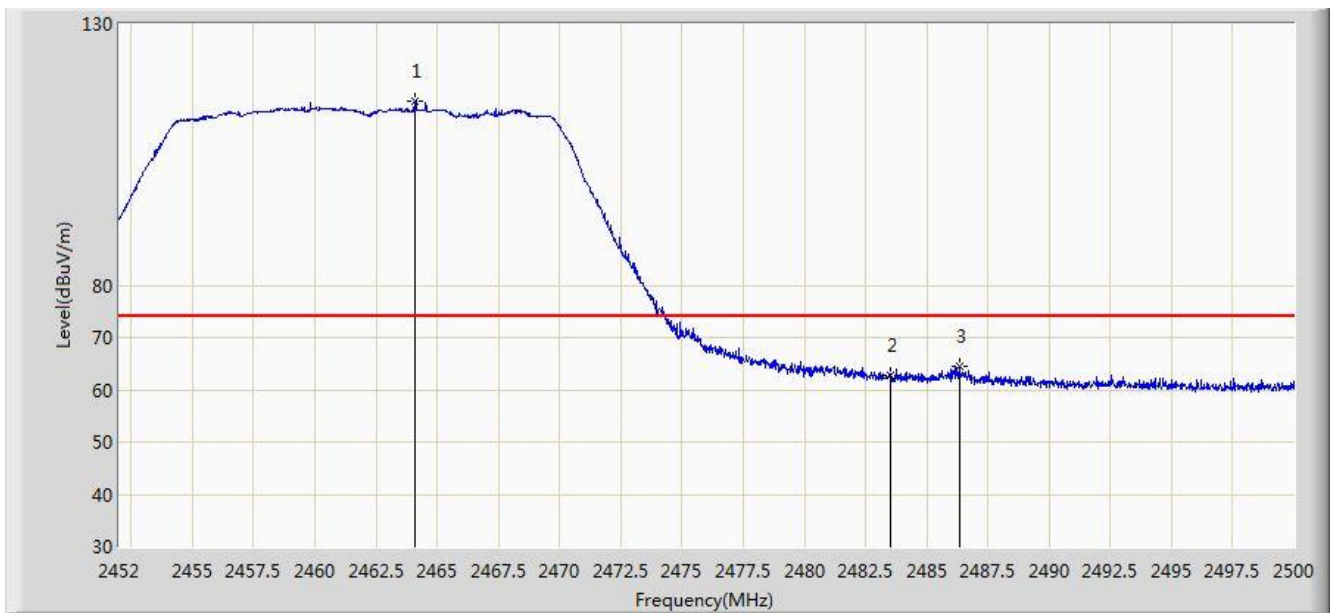


No	Flag	Mark	Frequency (MHz)	Measure Level (dBuV/m)	Reading Level (dBuV)	Margin (dB)	Limit (dBuV/m)	Factor (dB)	Type
1		*	2464.504	94.504	61.980	N/A	N/A	32.523	AV
2			2483.500	47.340	14.759	-6.660	54.000	32.580	AV

Note: Measure Level (dBμV/m) = Reading Level (dBμV) + Factor (dB)

Factor (dB) = Cable Loss (dB) + Antenna Factor (dB/m)

Site: AC1	Time: 2016/09/19 - 01:00
Limit: FCC_Part15.209_RE(3m)	Engineer: Kevin Ke
Probe: BBHA9120D_1GHz_18GHz	Polarity: Vertical
EUT: US WI-FI AP 4X4 OD ext. antenna	Power: DC 54V
Test Mode: Transmit by 802.11g at Channel 2462MHz Ant 3	

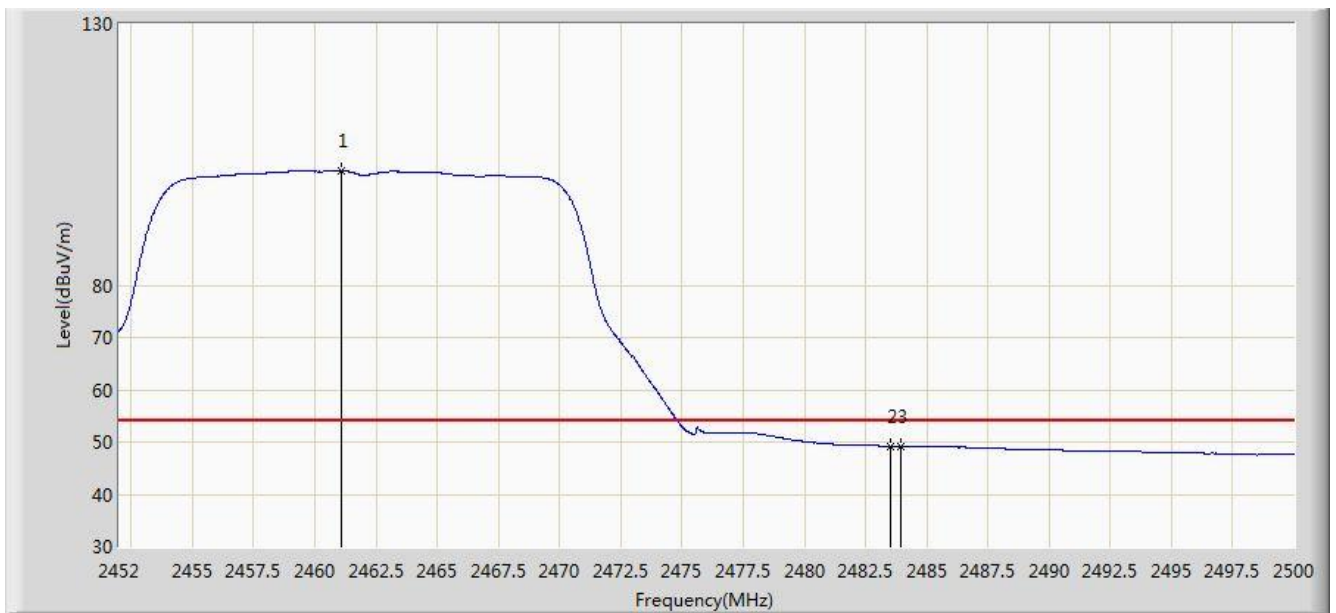


No	Flag	Mark	Frequency (MHz)	Measure Level (dBuV/m)	Reading Level (dBuV)	Margin (dB)	Limit (dBuV/m)	Factor (dB)	Type
1		*	2464.072	115.125	82.603	N/A	N/A	32.523	PK
2			2483.500	62.825	30.244	-11.175	74.000	32.580	PK
3			2486.344	64.570	31.981	-9.430	74.000	32.589	PK

Note: Measure Level (dB μ V/m) = Reading Level (dB μ V) + Factor (dB)

Factor (dB) = Cable Loss (dB) + Antenna Factor (dB/m)

Site: AC1	Time: 2016/09/19 - 01:02
Limit: FCC_Part15.209_RE(3m)	Engineer: Kevin Ke
Probe: BBHA9120D_1GHz_18GHz	Polarity: Vertical
EUT: US WI-FI AP 4X4 OD ext. antenna	Power: DC 54V
Test Mode: Transmit by 802.11g at Channel 2462MHz Ant 3	

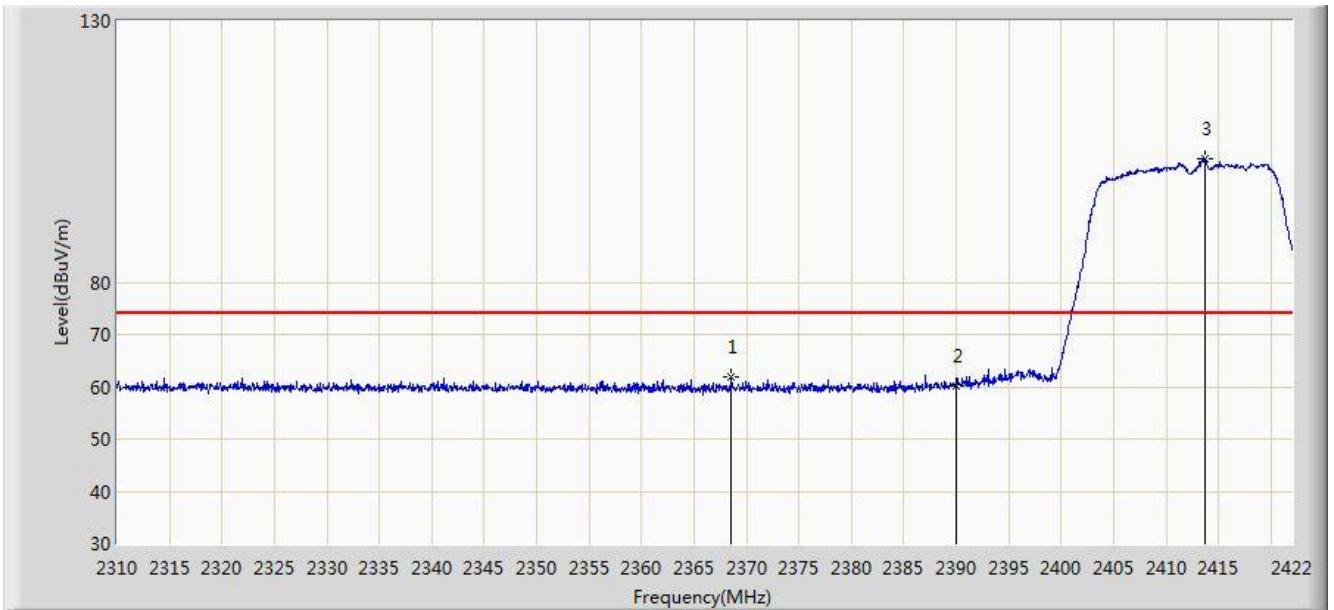


No	Flag	Mark	Frequency (MHz)	Measure Level (dBuV/m)	Reading Level (dBuV)	Margin (dB)	Limit (dBuV/m)	Factor (dB)	Type
1		*	2461.072	101.917	69.402	N/A	N/A	32.514	AV
2			2483.500	49.171	16.590	-4.829	54.000	32.580	AV
3			2483.944	49.225	16.643	-4.775	54.000	32.582	AV

Note: Measure Level (dB μ V/m) = Reading Level (dB μ V) + Factor (dB)

Factor (dB) = Cable Loss (dB) + Antenna Factor (dB/m)

Site: AC1	Time: 2016/09/19 - 01:12
Limit: FCC_Part15.209_RE(3m)	Engineer: Kevin Ke
Probe: BBHA9120D_1GHz_18GHz	Polarity: Horizontal
EUT: US WI-FI AP 4X4 OD ext. antenna	Power: DC 54V
Test Mode: Transmit by 802.11n-HT20 at Channel 2412MHz Ant 3	

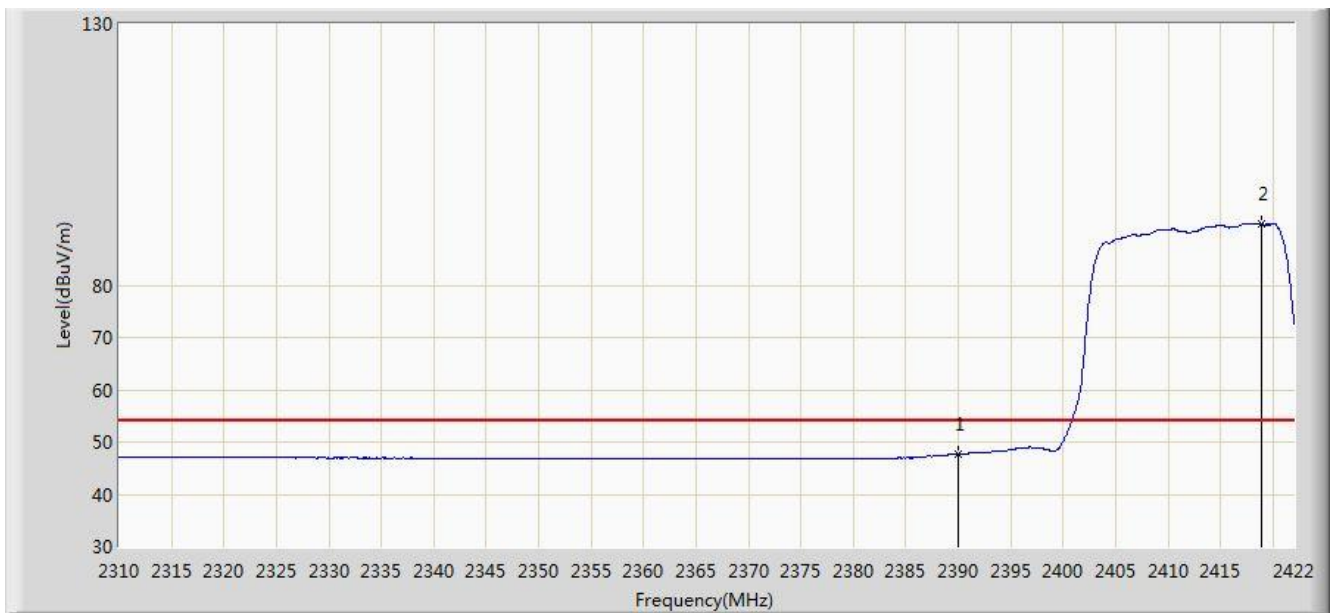


No	Flag	Mark	Frequency (MHz)	Measure Level (dBuV/m)	Reading Level (dBuV)	Margin (dB)	Limit (dBuV/m)	Factor (dB)	Type
1			2368.576	61.933	29.349	-12.067	74.000	32.584	PK
2			2390.000	60.288	27.734	-13.712	74.000	32.554	PK
3		*	2413.656	103.558	71.034	N/A	N/A	32.524	PK

Note: Measure Level (dBμV/m) = Reading Level (dBμV) + Factor (dB)

Factor (dB) = Cable Loss (dB) + Antenna Factor (dB/m)

Site: AC1	Time: 2016/09/19 - 01:13
Limit: FCC_Part15.209_RE(3m)	Engineer: Kevin Ke
Probe: BBHA9120D_1GHz_18GHz	Polarity: Horizontal
EUT: US WI-FI AP 4X4 OD ext. antenna	Power: DC 54V
Test Mode: Transmit by 802.11n-HT20 at Channel 2412MHz Ant 3	

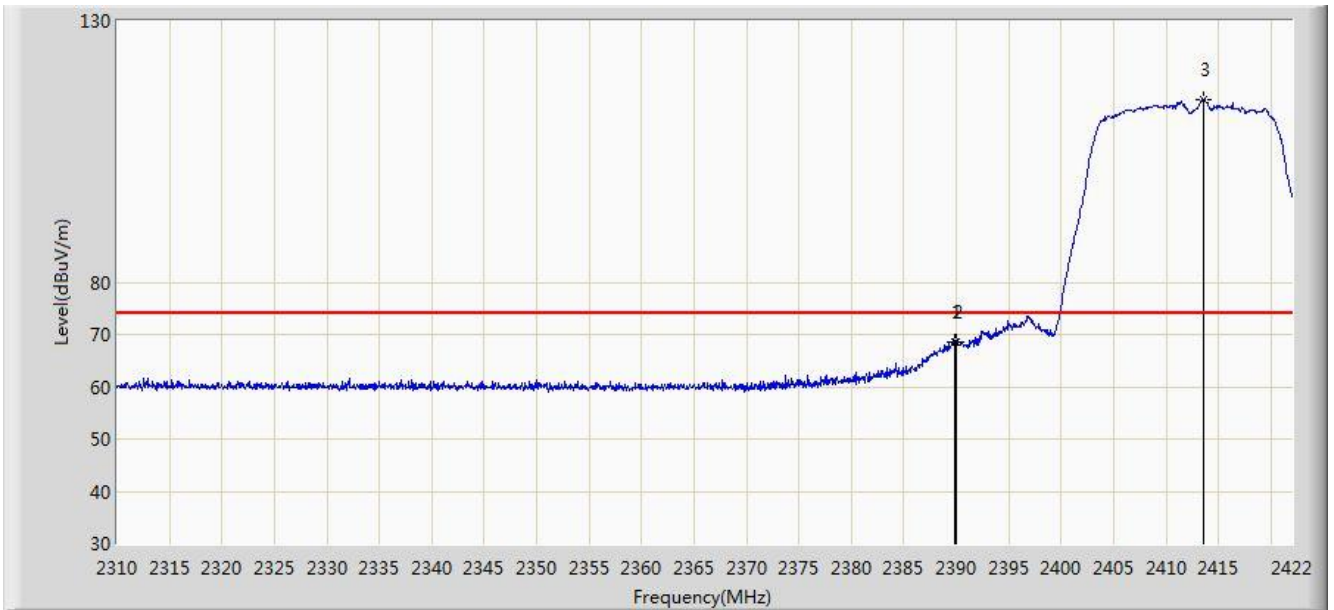


No	Flag	Mark	Frequency (MHz)	Measure Level (dBuV/m)	Reading Level (dBuV)	Margin (dB)	Limit (dBuV/m)	Factor (dB)	Type
1			2390.000	47.744	15.190	-6.256	54.000	32.554	AV
2		*	2418.976	91.799	59.282	N/A	N/A	32.518	AV

Note: Measure Level (dB μ V/m) = Reading Level (dB μ V) + Factor (dB)

Factor (dB) = Cable Loss (dB) + Antenna Factor (dB/m)

Site: AC1	Time: 2016/09/19 - 01:07
Limit: FCC_Part15.209_RE(3m)	Engineer: Kevin Ke
Probe: BBHA9120D_1GHz_18GHz	Polarity: Vertical
EUT: US WI-FI AP 4X4 OD ext. antenna	Power: DC 54V
Test Mode: Transmit by 802.11n-HT20 at Channel 2412MHz Ant 3	

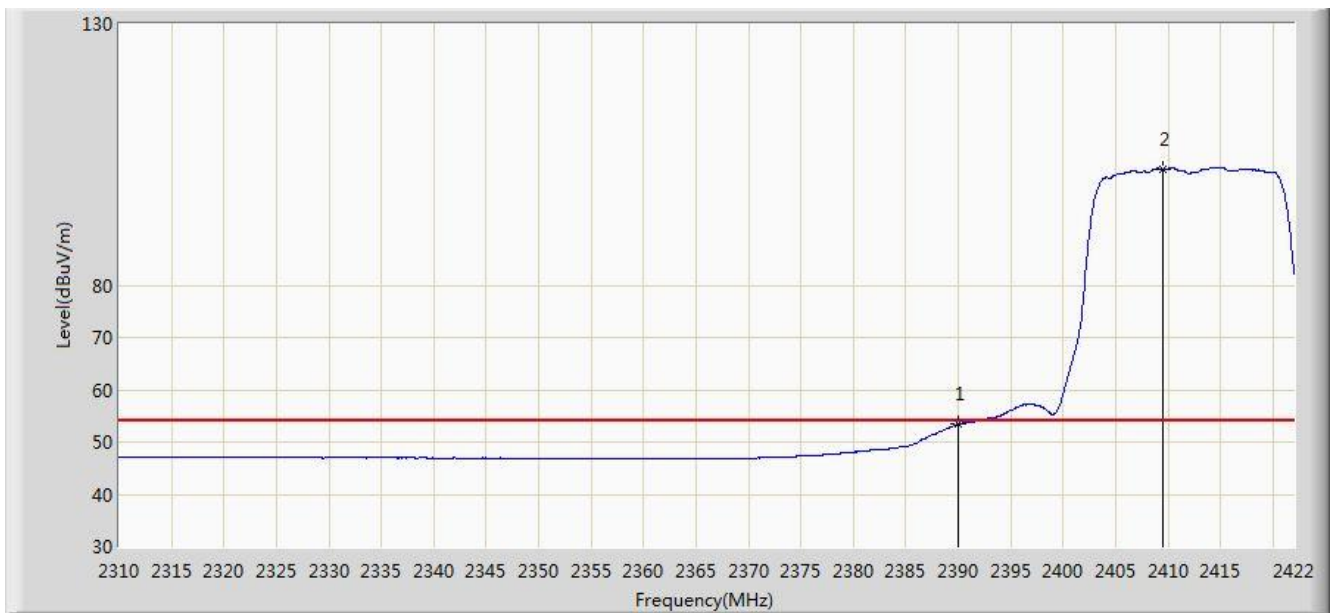


No	Flag	Mark	Frequency (MHz)	Measure Level (dBuV/m)	Reading Level (dBuV)	Margin (dB)	Limit (dBuV/m)	Factor (dB)	Type
1			2389.800	68.679	36.124	-5.321	74.000	32.555	PK
2			2390.000	68.505	35.951	-5.495	74.000	32.554	PK
3		*	2413.600	114.980	82.456	N/A	N/A	32.524	PK

Note: Measure Level (dBμV/m) = Reading Level (dBμV) + Factor (dB)

Factor (dB) = Cable Loss (dB) + Antenna Factor (dB/m)

Site: AC1	Time: 2016/09/19 - 01:11
Limit: FCC_Part15.209_RE(3m)	Engineer: Kevin Ke
Probe: BBHA9120D_1GHz_18GHz	Polarity: Vertical
EUT: US WI-FI AP 4X4 OD ext. antenna	Power: DC 54V
Test Mode: Transmit by 802.11n-HT20 at Channel 2412MHz Ant 3	

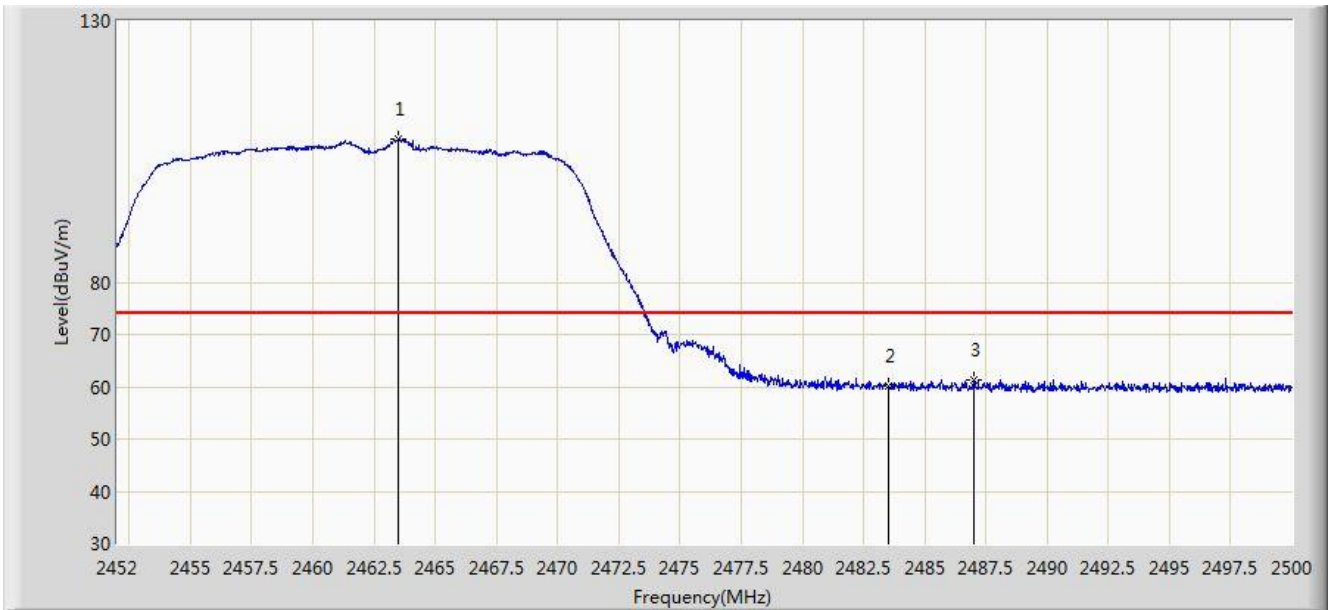


No	Flag	Mark	Frequency (MHz)	Measure Level (dBuV/m)	Reading Level (dBuV)	Margin (dB)	Limit (dBuV/m)	Factor (dB)	Type
1			2390.000	53.432	20.878	-0.568	54.000	32.554	AV
2		*	2409.568	102.250	69.721	N/A	N/A	32.529	AV

Note: Measure Level (dBμV/m) = Reading Level (dBμV) + Factor (dB)

Factor (dB) = Cable Loss (dB) + Antenna Factor (dB/m)

Site: AC1	Time: 2016/09/19 - 01:19
Limit: FCC_Part15.209_RE(3m)	Engineer: Kevin Ke
Probe: BBHA9120D_1GHz_18GHz	Polarity: Horizontal
EUT: US WI-FI AP 4X4 OD ext. antenna	Power: DC 54V
Test Mode: Transmit by 802.11n-HT20 at Channel 2462MHz Ant 3	

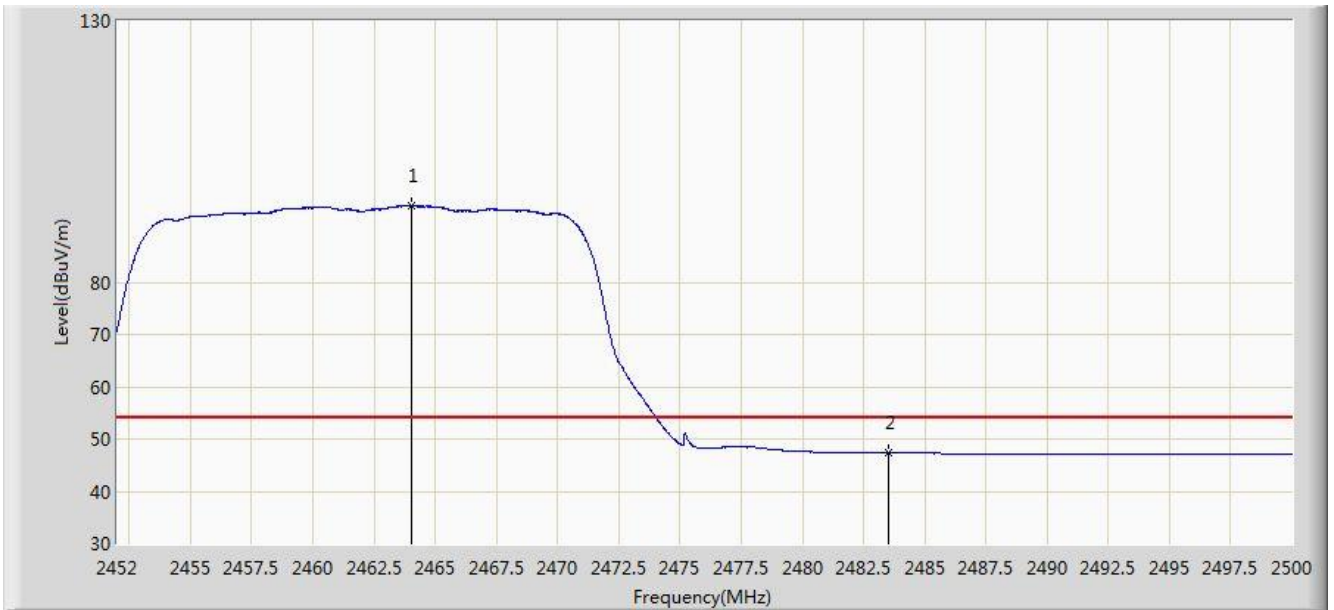


No	Flag	Mark	Frequency (MHz)	Measure Level (dBuV/m)	Reading Level (dBuV)	Margin (dB)	Limit (dBuV/m)	Factor (dB)	Type
1		*	2463.496	107.374	74.853	N/A	N/A	32.521	PK
2			2483.500	60.035	27.454	-13.965	74.000	32.580	PK
3			2486.992	61.444	28.853	-12.556	74.000	32.591	PK

Note: Measure Level (dBμV/m) = Reading Level (dBμV) + Factor (dB)

Factor (dB) = Cable Loss (dB) + Antenna Factor (dB/m)

Site: AC1	Time: 2016/09/19 - 01:20
Limit: FCC_Part15.209_RE(3m)	Engineer: Kevin Ke
Probe: BBHA9120D_1GHz_18GHz	Polarity: Horizontal
EUT: US WI-FI AP 4X4 OD ext. antenna	Power: DC 54V
Test Mode: Transmit by 802.11n-HT20 at Channel 2462MHz Ant 3	

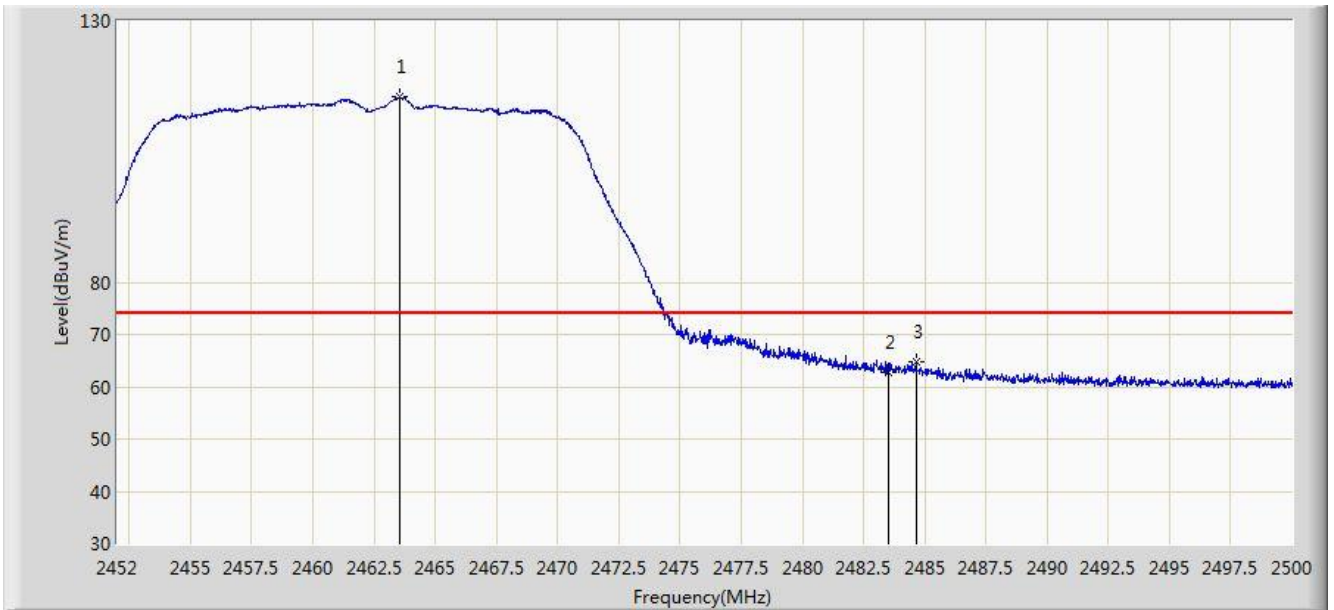


No	Flag	Mark	Frequency (MHz)	Measure Level (dBuV/m)	Reading Level (dBuV)	Margin (dB)	Limit (dBuV/m)	Factor (dB)	Type
1		*	2464.000	94.626	62.104	N/A	N/A	32.523	AV
2			2483.500	47.334	14.753	-6.666	54.000	32.580	AV

Note: Measure Level (dBμV/m) = Reading Level (dBμV) + Factor (dB)

Factor (dB) = Cable Loss (dB) + Antenna Factor (dB/m)

Site: AC1	Time: 2016/09/19 - 01:14
Limit: FCC_Part15.209_RE(3m)	Engineer: Kevin Ke
Probe: BBHA9120D_1GHz_18GHz	Polarity: Vertical
EUT: US WI-FI AP 4X4 OD ext. antenna	Power: DC 54V
Test Mode: Transmit by 802.11n-HT20 at Channel 2462MHz Ant 3	

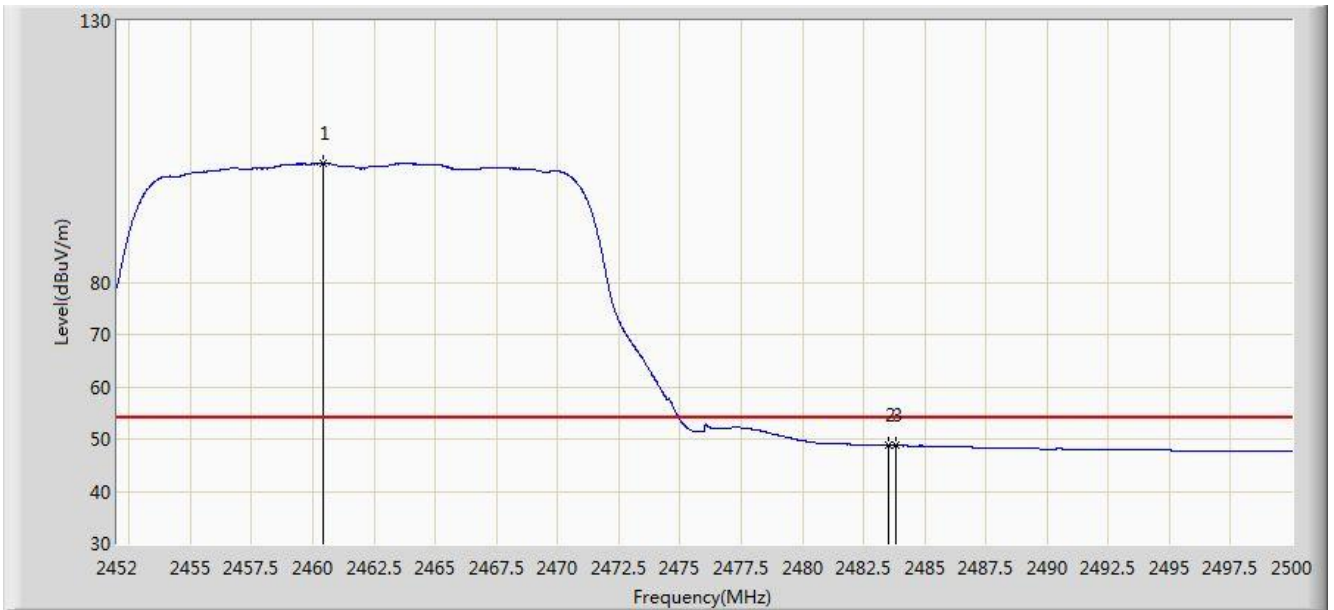


No	Flag	Mark	Frequency (MHz)	Measure Level (dBuV/m)	Reading Level (dBuV)	Margin (dB)	Limit (dBuV/m)	Factor (dB)	Type
1		*	2463.544	115.380	82.859	N/A	N/A	32.521	PK
2			2483.500	62.882	30.301	-11.118	74.000	32.580	PK
3			2484.640	64.738	32.154	-9.262	74.000	32.584	PK

Note: Measure Level (dBμV/m) = Reading Level (dBμV) + Factor (dB)

Factor (dB) = Cable Loss (dB) + Antenna Factor (dB/m)

Site: AC1	Time: 2016/09/19 - 01:17
Limit: FCC_Part15.209_RE(3m)	Engineer: Kevin Ke
Probe: BBHA9120D_1GHz_18GHz	Polarity: Vertical
EUT: US WI-FI AP 4X4 OD ext. antenna	Power: DC 54V
Test Mode: Transmit by 802.11n-HT20 at Channel 2462MHz Ant 3	

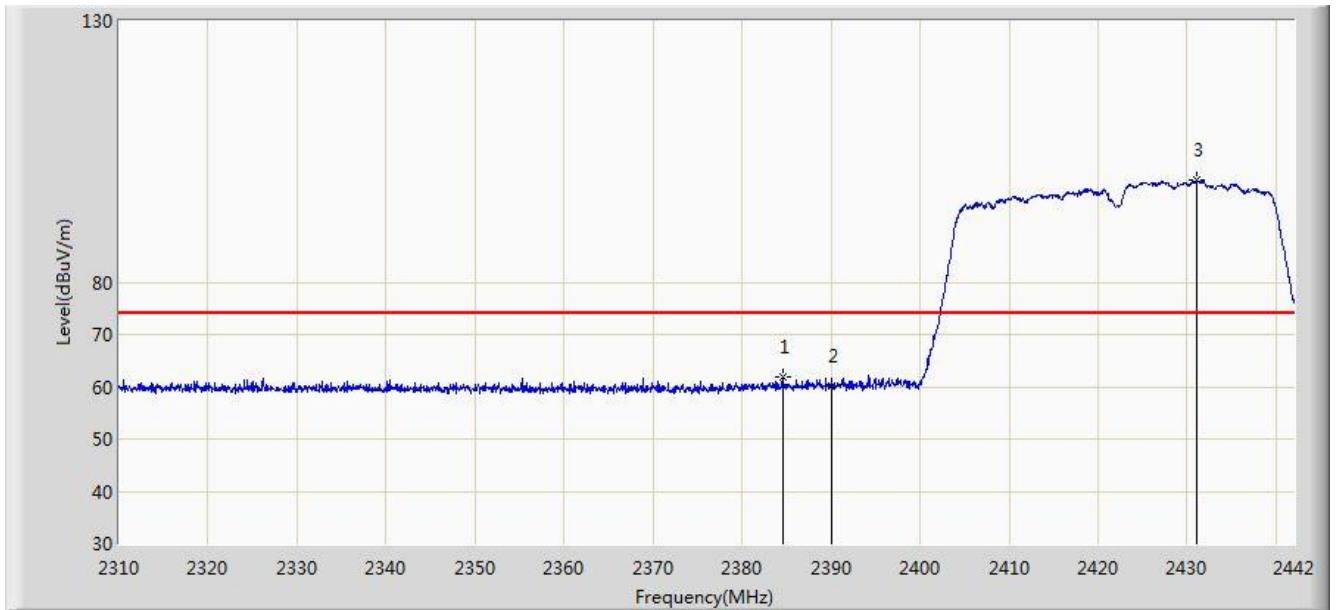


No	Flag	Mark	Frequency (MHz)	Measure Level (dBuV/m)	Reading Level (dBuV)	Margin (dB)	Limit (dBuV/m)	Factor (dB)	Type
1		*	2460.448	102.735	70.221	N/A	N/A	32.514	AV
2			2483.500	48.791	16.210	-5.209	54.000	32.580	AV
3			2483.824	48.826	16.244	-5.174	54.000	32.582	AV

Note: Measure Level (dBμV/m) = Reading Level (dBμV) + Factor (dB)

Factor (dB) = Cable Loss (dB) + Antenna Factor (dB/m)

Site: AC1	Time: 2016/09/19 - 01:27
Limit: FCC_Part15.209_RE(3m)	Engineer: Kevin Ke
Probe: BBHA9120D_1GHz_18GHz	Polarity: Horizontal
EUT: US WI-FI AP 4X4 OD ext. antenna	Power: DC 54V
Test Mode: Transmit by 802.11n-HT40 at Channel 2422MHz Ant 3	

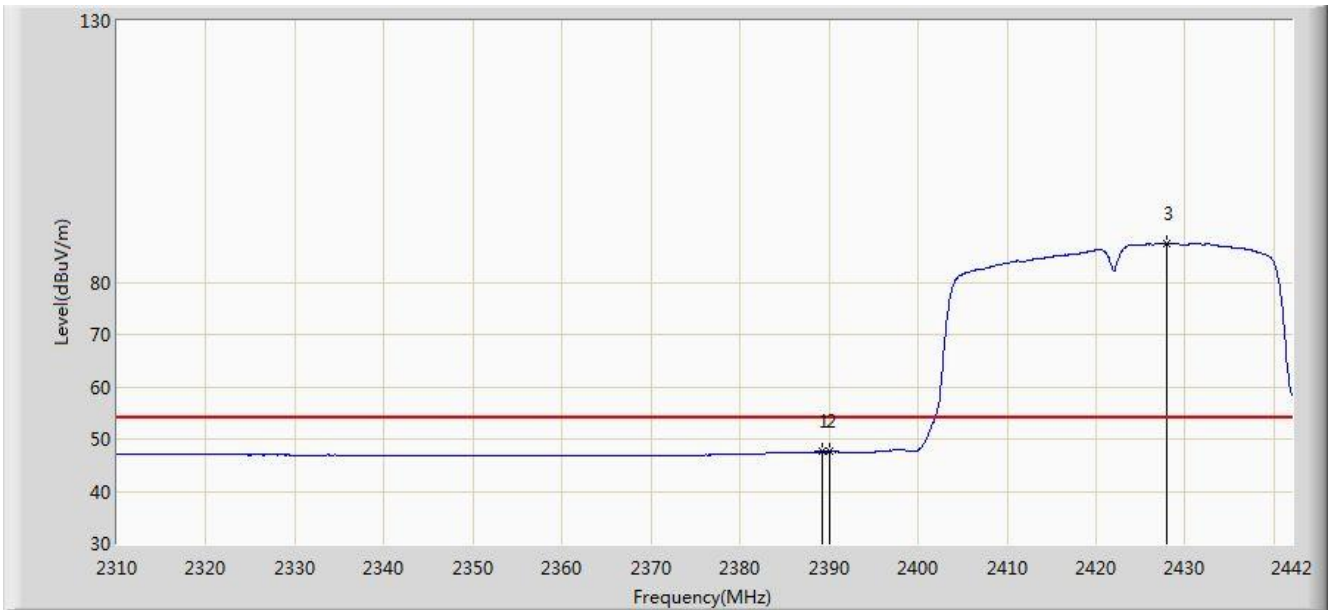


No	Flag	Mark	Frequency (MHz)	Measure Level (dBuV/m)	Reading Level (dBuV)	Margin (dB)	Limit (dBuV/m)	Factor (dB)	Type
1			2384.580	61.776	29.214	-12.224	74.000	32.561	PK
2			2390.000	60.108	27.554	-13.892	74.000	32.554	PK
3		*	2431.110	99.450	66.947	N/A	N/A	32.502	PK

Note: Measure Level (dB μ V/m) = Reading Level (dB μ V) + Factor (dB)

Factor (dB) = Cable Loss (dB) + Antenna Factor (dB/m)

Site: AC1	Time: 2016/09/19 - 01:29
Limit: FCC_Part15.209_RE(3m)	Engineer: Kevin Ke
Probe: BBHA9120D_1GHz_18GHz	Polarity: Horizontal
EUT: US WI-FI AP 4X4 OD ext. antenna	Power: DC 54V
Test Mode: Transmit by 802.11n-HT40 at Channel 2422MHz Ant 3	

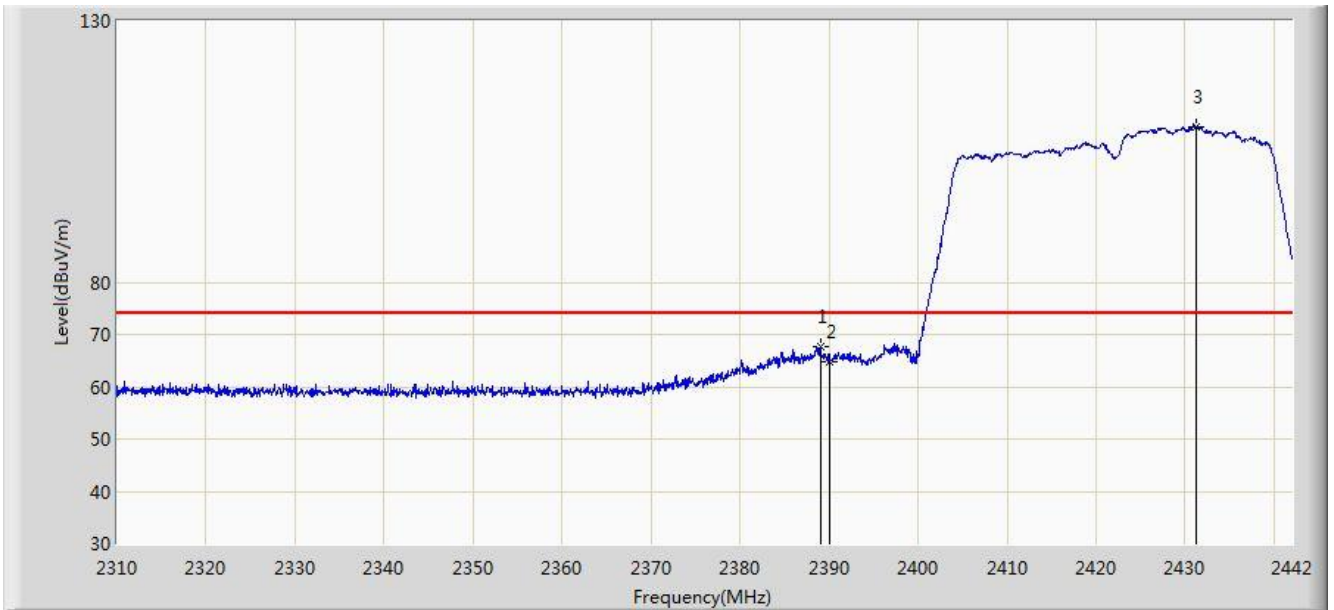


No	Flag	Mark	Frequency (MHz)	Measure Level (dBuV/m)	Reading Level (dBuV)	Margin (dB)	Limit (dBuV/m)	Factor (dB)	Type
1			2389.200	47.556	15.000	-6.444	54.000	32.555	AV
2			2390.000	47.545	14.991	-6.455	54.000	32.554	AV
3		*	2427.942	87.421	54.914	N/A	N/A	32.506	AV

Note: Measure Level (dBμV/m) = Reading Level (dBμV) + Factor (dB)

Factor (dB) = Cable Loss (dB) + Antenna Factor (dB/m)

Site: AC1	Time: 2016/09/19 - 01:27
Limit: FCC_Part15.209_RE(3m)	Engineer: Kevin Ke
Probe: BBHA9120D_1GHz_18GHz	Polarity: Vertical
EUT: US WI-FI AP 4X4 OD ext. antenna	Power: DC 54V
Test Mode: Transmit by 802.11n-HT40 at Channel 2422MHz Ant 3	

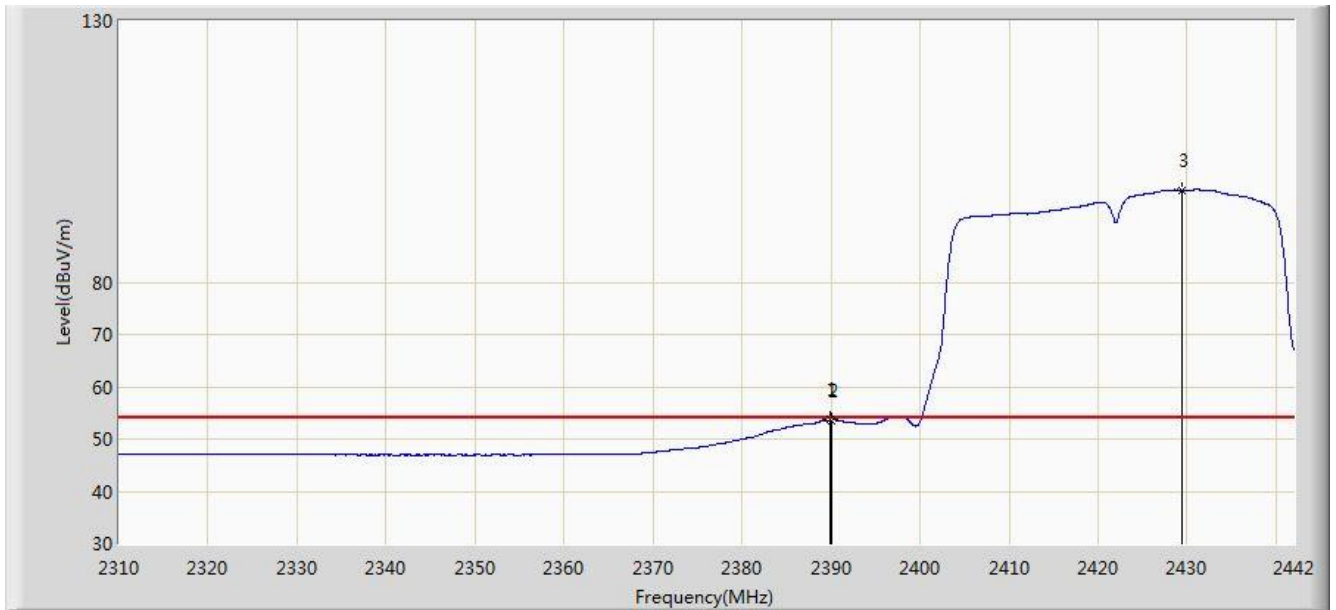


No	Flag	Mark	Frequency (MHz)	Measure Level (dBuV/m)	Reading Level (dBuV)	Margin (dB)	Limit (dBuV/m)	Factor (dB)	Type
1			2389.002	67.740	35.184	-6.260	74.000	32.556	PK
2			2390.000	64.889	32.335	-9.111	74.000	32.554	PK
3		*	2431.242	109.661	77.158	N/A	N/A	32.503	PK

Note: Measure Level (dBμV/m) = Reading Level (dBμV) + Factor (dB)

Factor (dB) = Cable Loss (dB) + Antenna Factor (dB/m)

Site: AC1	Time: 2016/09/19 - 01:26
Limit: FCC_Part15.209_RE(3m)	Engineer: Kevin Ke
Probe: BBHA9120D_1GHz_18GHz	Polarity: Vertical
EUT: US WI-FI AP 4X4 OD ext. antenna	Power: DC 54V
Test Mode: Transmit by 802.11n-HT40 at Channel 2422MHz Ant 3	

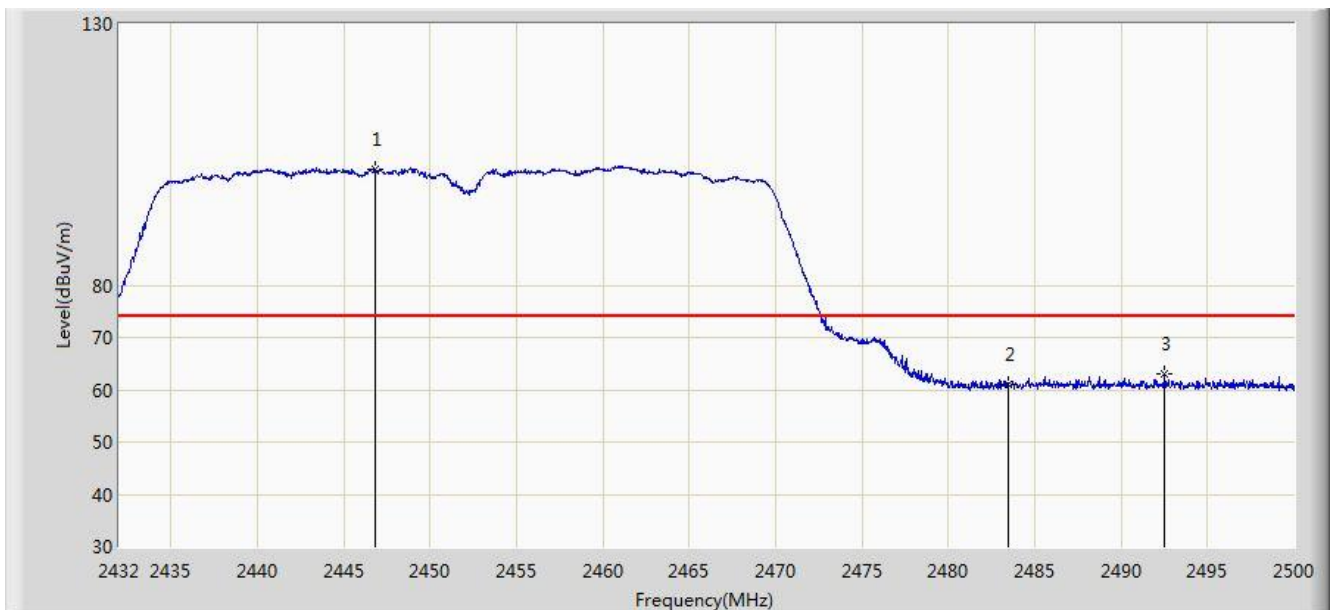


No	Flag	Mark	Frequency (MHz)	Measure Level (dBuV/m)	Reading Level (dBuV)	Margin (dB)	Limit (dBuV/m)	Factor (dB)	Type
1			2389.926	53.639	21.084	-0.361	54.000	32.555	AV
2			2390.000	53.618	21.064	-0.382	54.000	32.554	AV
3		*	2429.394	97.572	65.067	N/A	N/A	32.505	AV

Note: Measure Level (dB μ V/m) = Reading Level (dB μ V) + Factor (dB)

Factor (dB) = Cable Loss (dB) + Antenna Factor (dB/m)

Site: AC1	Time: 2016/09/19 - 01:35
Limit: FCC_Part15.209_RE(3m)	Engineer: Kevin Ke
Probe: BBHA9120D_1GHz_18GHz	Polarity: Horizontal
EUT: US WI-FI AP 4X4 OD ext. antenna	Power: DC 54V
Test Mode: Transmit by 802.11n-HT40 at Channel 2452MHz Ant 3	

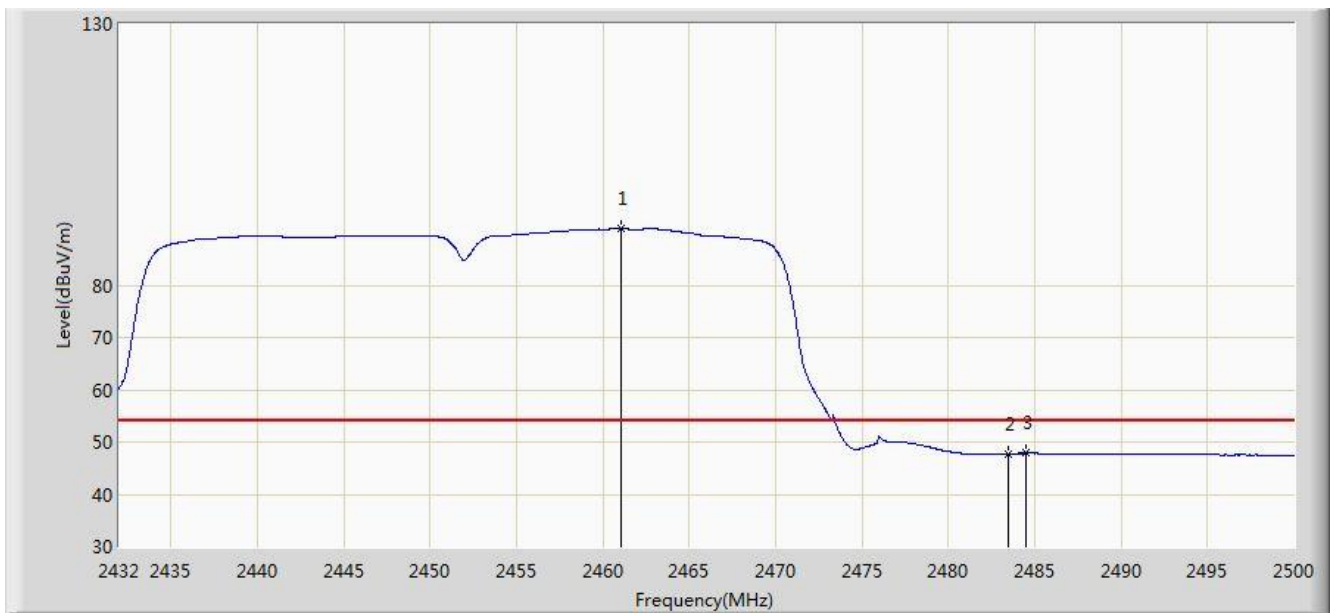


No	Flag	Mark	Frequency (MHz)	Measure Level (dBuV/m)	Reading Level (dBuV)	Margin (dB)	Limit (dBuV/m)	Factor (dB)	Type
1		*	2446.790	102.280	69.790	N/A	N/A	32.490	PK
2			2483.500	60.900	28.319	-13.100	74.000	32.580	PK
3			2492.520	62.998	30.390	-11.002	74.000	32.608	PK

Note: Measure Level (dB μ V/m) = Reading Level (dB μ V) + Factor (dB)

Factor (dB) = Cable Loss (dB) + Antenna Factor (dB/m)

Site: AC1	Time: 2016/09/19 - 01:38
Limit: FCC_Part15.209_RE(3m)	Engineer: Kevin Ke
Probe: BBHA9120D_1GHz_18GHz	Polarity: Horizontal
EUT: US WI-FI AP 4X4 OD ext. antenna	Power: DC 54V
Test Mode: Transmit by 802.11n-HT40 at Channel 2452MHz Ant 3	



No	Flag	Mark	Frequency (MHz)	Measure Level (dBuV/m)	Reading Level (dBuV)	Margin (dB)	Limit (dBuV/m)	Factor (dB)	Type
1		*	2461.036	90.834	58.319	N/A	N/A	32.514	AV
2			2483.500	47.788	15.207	-6.212	54.000	32.580	AV
3			2484.462	47.863	15.280	-6.137	54.000	32.584	AV

Note: Measure Level (dB μ V/m) = Reading Level (dB μ V) + Factor (dB)

Factor (dB) = Cable Loss (dB) + Antenna Factor (dB/m)

Site: AC1	Time: 2016/09/19 - 01:30
Limit: FCC_Part15.209_RE(3m)	Engineer: Kevin Ke
Probe: BBHA9120D_1GHz_18GHz	Polarity: Vertical
EUT: US WI-FI AP 4X4 OD ext. antenna	Power: DC 54V
Test Mode: Transmit by 802.11n-HT40 at Channel 2452MHz Ant 3	

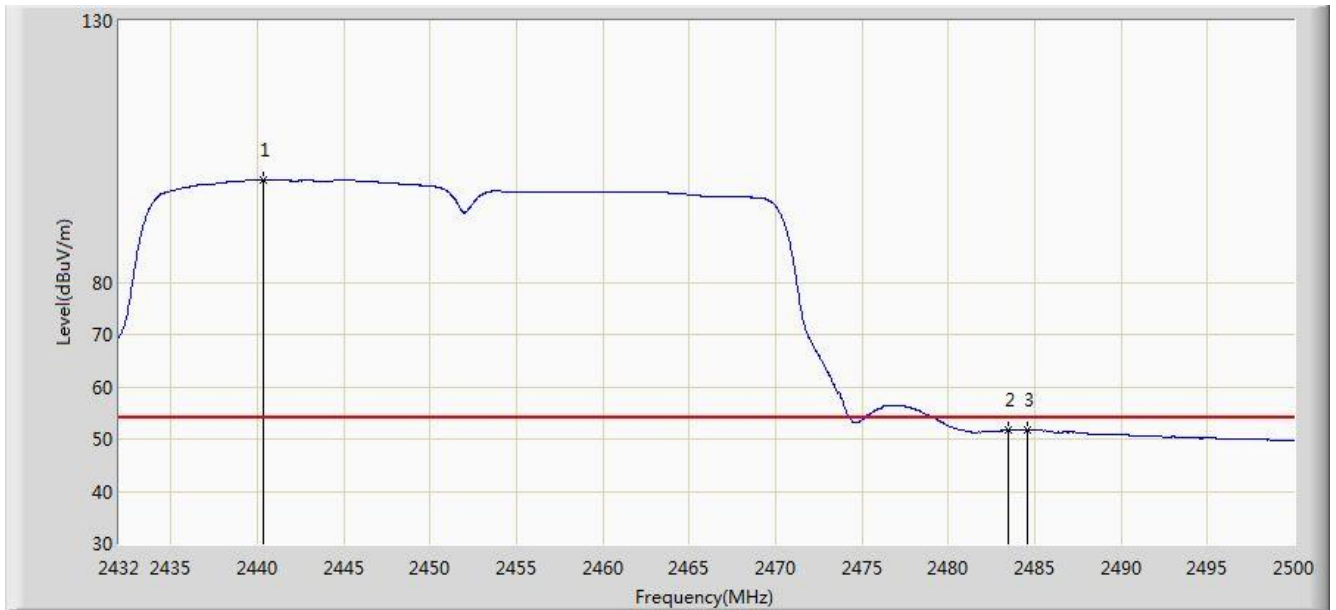


No	Flag	Mark	Frequency (MHz)	Measure Level (dBuV/m)	Reading Level (dBuV)	Margin (dB)	Limit (dBuV/m)	Factor (dB)	Type
1		*	2439.446	111.699	79.206	N/A	N/A	32.493	PK
2			2483.500	64.722	32.141	-9.278	74.000	32.580	PK
3			2487.760	68.524	35.931	-5.476	74.000	32.593	PK

Note: Measure Level (dBμV/m) = Reading Level (dBμV) + Factor (dB)

Factor (dB) = Cable Loss (dB) + Antenna Factor (dB/m)

Site: AC1	Time: 2016/09/19 - 01:34
Limit: FCC_Part15.209_RE(3m)	Engineer: Kevin Ke
Probe: BBHA9120D_1GHz_18GHz	Polarity: Vertical
EUT: US WI-FI AP 4X4 OD ext. antenna	Power: DC 54V
Test Mode: Transmit by 802.11n-HT40 at Channel 2452MHz Ant 3	

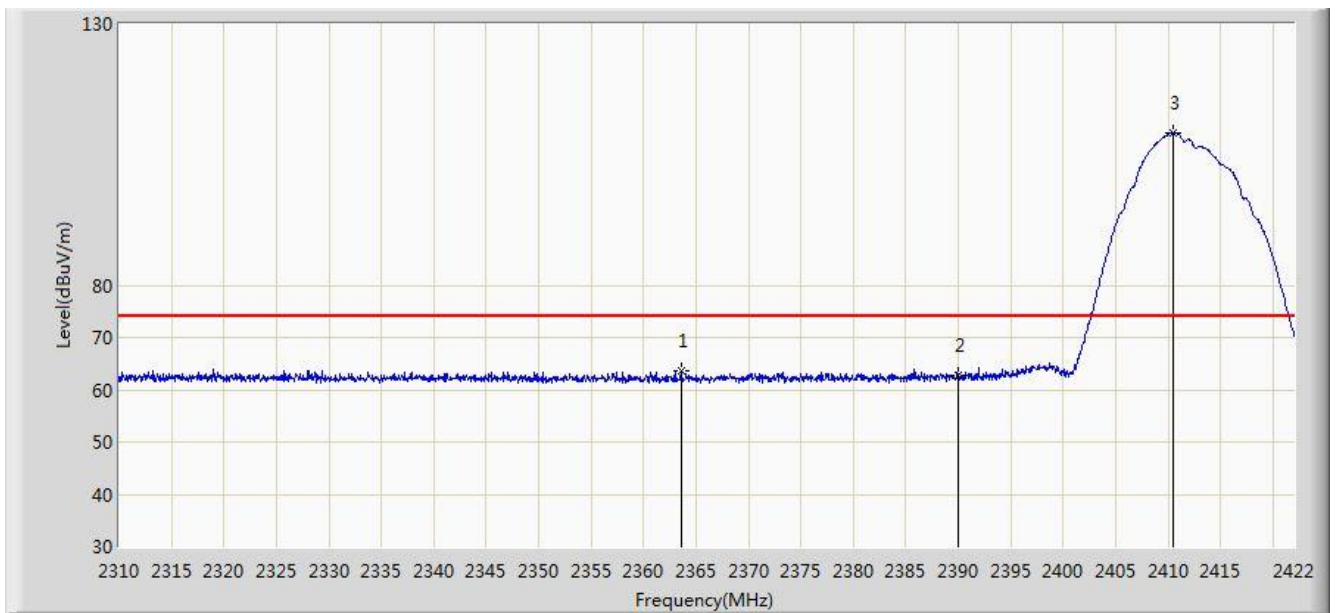


No	Flag	Mark	Frequency (MHz)	Measure Level (dBuV/m)	Reading Level (dBuV)	Margin (dB)	Limit (dBuV/m)	Factor (dB)	Type
1		*	2440.330	99.609	67.117	N/A	N/A	32.492	AV
2			2483.500	51.654	19.073	-2.346	54.000	32.580	AV
3			2484.564	51.847	19.263	-2.153	54.000	32.584	AV

Note: Measure Level (dB μ V/m) = Reading Level (dB μ V) + Factor (dB)

Factor (dB) = Cable Loss (dB) + Antenna Factor (dB/m)

Site: AC1	Time: 2016/09/19 - 10:45
Limit: FCC_Part15.209_RE(3m)	Engineer: Kevin Ke
Probe: BBHA9120D_1GHz_18GHz	Polarity: Horizontal
EUT: US WI-FI AP 4X4 OD ext. antenna	Power: DC 54V
Test Mode: Transmit by 802.11b at Channel 2412MHz Ant 0 + 1 + 2 + 3	

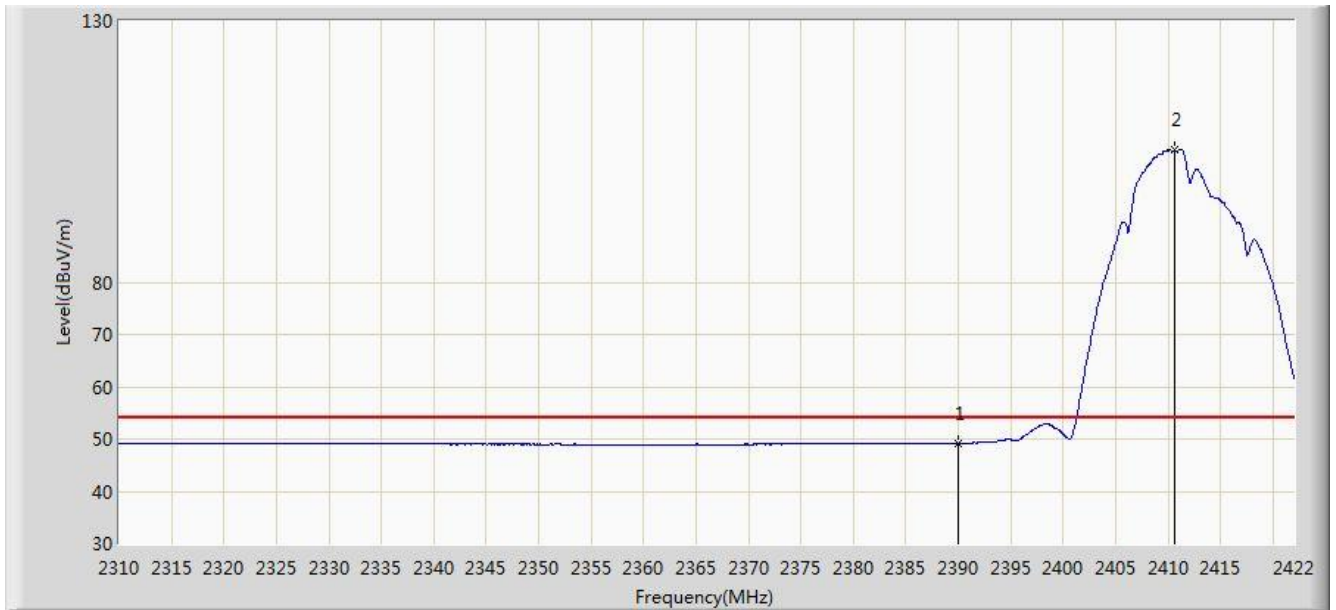


No	Flag	Mark	Frequency (MHz)	Measure Level (dBuV/m)	Reading Level (dBuV)	Margin (dB)	Limit (dBuV/m)	Factor (dB)	Type
1			2363.592	63.737	31.146	-10.263	74.000	32.592	PK
2			2390.000	62.871	30.317	-11.129	74.000	32.554	PK
3		*	2410.464	109.145	76.617	N/A	N/A	32.527	PK

Note: Measure Level (dB μ V/m) = Reading Level (dB μ V) + Factor (dB)

Factor (dB) = Cable Loss (dB) + Antenna Factor (dB/m)

Site: AC1	Time: 2016/09/19 - 10:48
Limit: FCC_Part15.209_RE(3m)	Engineer: Kevin Ke
Probe: BBHA9120D_1GHz_18GHz	Polarity: Horizontal
EUT: US WI-FI AP 4X4 OD ext. antenna	Power: DC 54V
Test Mode: Transmit by 802.11b at Channel 2412MHz Ant 0 + 1 + 2 + 3	

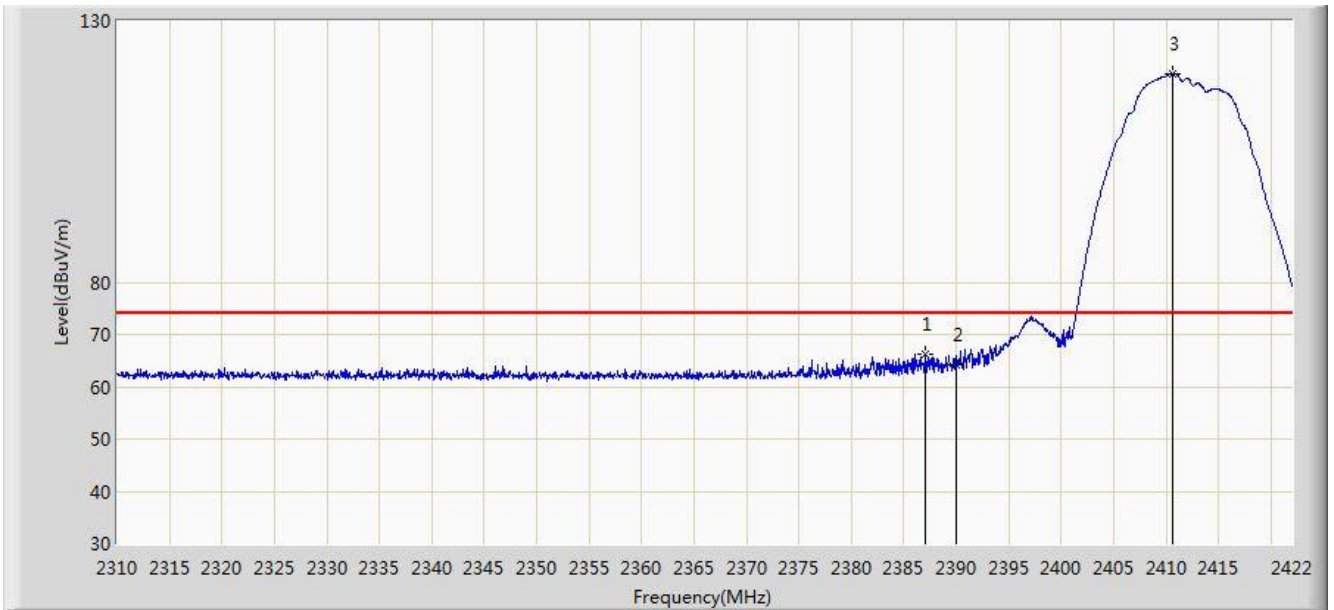


No	Flag	Mark	Frequency (MHz)	Measure Level (dBuV/m)	Reading Level (dBuV)	Margin (dB)	Limit (dBuV/m)	Factor (dB)	Type
1			2390.000	49.225	16.671	-4.775	54.000	32.554	AV
2		*	2410.632	105.289	72.762	N/A	N/A	32.527	AV

Note: Measure Level (dB μ V/m) = Reading Level (dB μ V) + Factor (dB)

Factor (dB) = Cable Loss (dB) + Antenna Factor (dB/m)

Site: AC1	Time: 2016/09/19 - 10:36
Limit: FCC_Part15.209_RE(3m)	Engineer: Kevin Ke
Probe: BBHA9120D_1GHz_18GHz	Polarity: Vertical
EUT: US WI-FI AP 4X4 OD ext. antenna	Power: DC 54V
Test Mode: Transmit by 802.11b at Channel 2412MHz Ant 0 + 1 + 2 + 3	

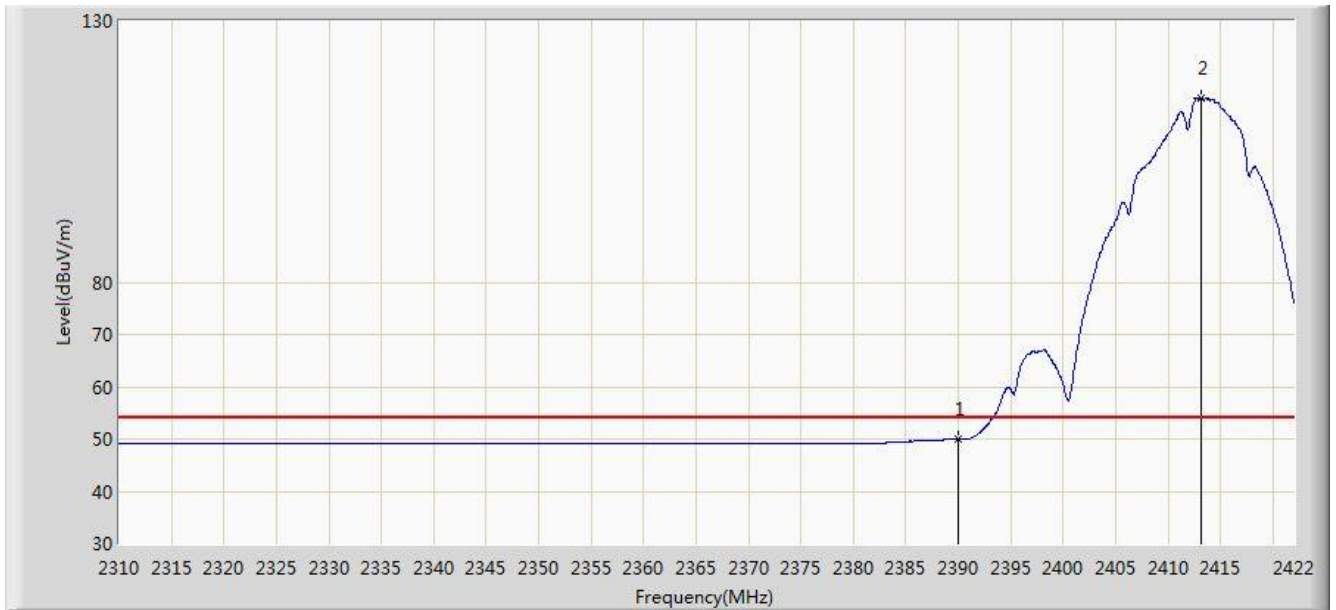


No	Flag	Mark	Frequency (MHz)	Measure Level (dBuV/m)	Reading Level (dBuV)	Margin (dB)	Limit (dBuV/m)	Factor (dB)	Type
1			2387.056	66.266	33.708	-7.734	74.000	32.559	PK
2			2390.000	64.249	31.695	-9.751	74.000	32.554	PK
3		*	2410.632	119.882	87.355	N/A	N/A	32.527	PK

Note: Measure Level (dBμV/m) = Reading Level (dBμV) + Factor (dB)

Factor (dB) = Cable Loss (dB) + Antenna Factor (dB/m)

Site: AC1	Time: 2016/09/19 - 10:43
Limit: FCC_Part15.209_RE(3m)	Engineer: Kevin Ke
Probe: BBHA9120D_1GHz_18GHz	Polarity: Vertical
EUT: US WI-FI AP 4X4 OD ext. antenna	Power: DC 54V
Test Mode: Transmit by 802.11b at Channel 2412MHz Ant 0 + 1 + 2 + 3	

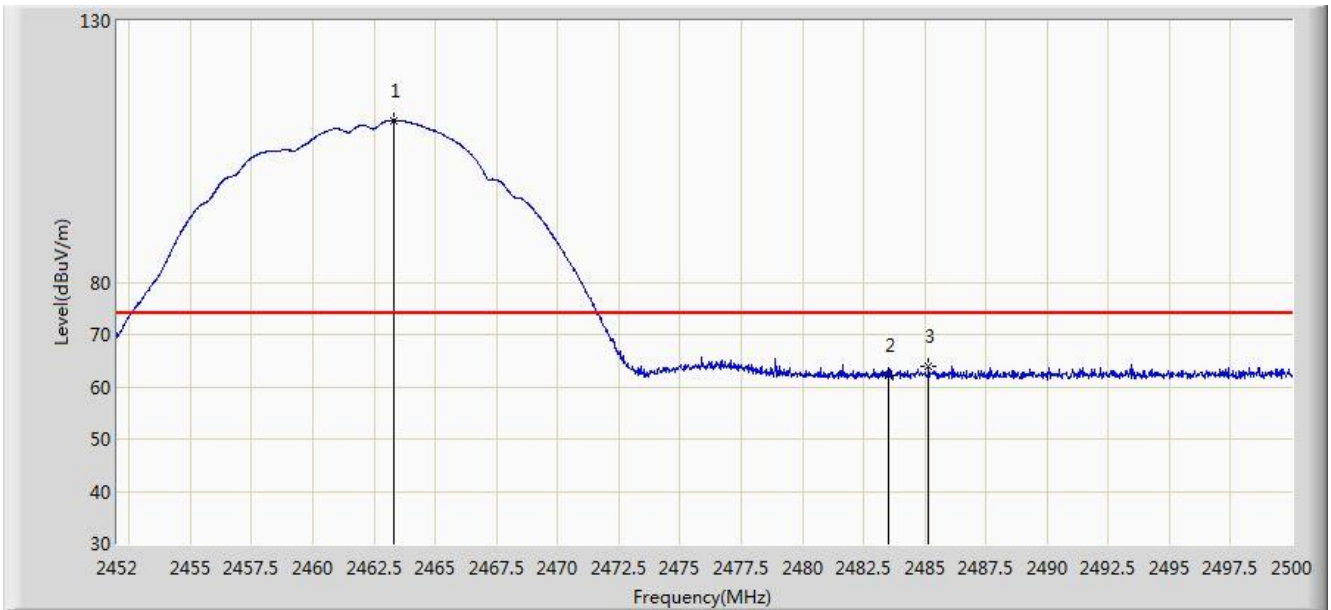


No	Flag	Mark	Frequency (MHz)	Measure Level (dBuV/m)	Reading Level (dBuV)	Margin (dB)	Limit (dBuV/m)	Factor (dB)	Type
1			2390.000	49.912	17.358	-4.088	54.000	32.554	AV
2		*	2413.096	115.296	82.772	N/A	N/A	32.524	AV

Note: Measure Level (dB μ V/m) = Reading Level (dB μ V) + Factor (dB)

Factor (dB) = Cable Loss (dB) + Antenna Factor (dB/m)

Site: AC1	Time: 2016/09/19 - 11:03
Limit: FCC_Part15.209_RE(3m)	Engineer: Kevin Ke
Probe: BBHA9120D_1GHz_18GHz	Polarity: Horizontal
EUT: US WI-FI AP 4X4 OD ext. antenna	Power: DC 54V
Test Mode: Transmit by 802.11b at Channel 2462MHz Ant 0 + 1 + 2 + 3	

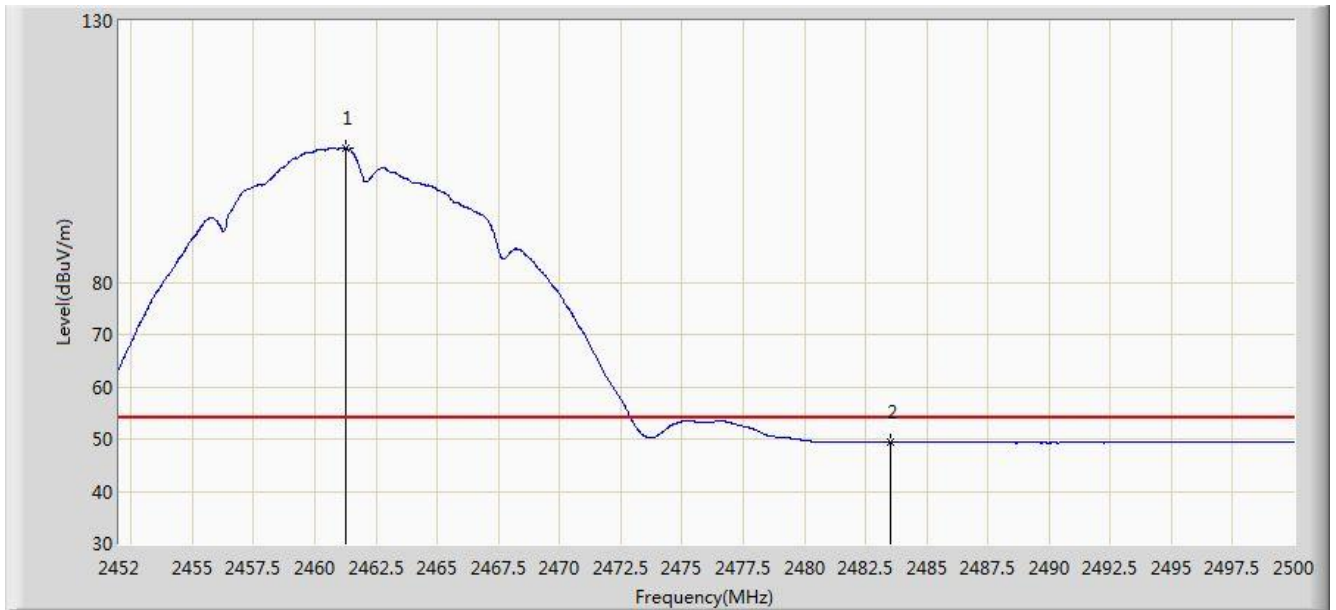


No	Flag	Mark	Frequency (MHz)	Measure Level (dBuV/m)	Reading Level (dBuV)	Margin (dB)	Limit (dBuV/m)	Factor (dB)	Type
1		*	2463.328	111.008	78.488	N/A	N/A	32.520	PK
2			2483.500	62.148	29.567	-11.852	74.000	32.580	PK
3			2485.168	63.830	31.244	-10.170	74.000	32.585	PK

Note: Measure Level (dBμV/m) = Reading Level (dBμV) + Factor (dB)

Factor (dB) = Cable Loss (dB) + Antenna Factor (dB/m)

Site: AC1	Time: 2016/09/19 - 11:05
Limit: FCC_Part15.209_RE(3m)	Engineer: Kevin Ke
Probe: BBHA9120D_1GHz_18GHz	Polarity: Horizontal
EUT: US WI-FI AP 4X4 OD ext. antenna	Power: DC 54V
Test Mode: Transmit by 802.11b at Channel 2462MHz Ant 0 + 1 + 2 + 3	

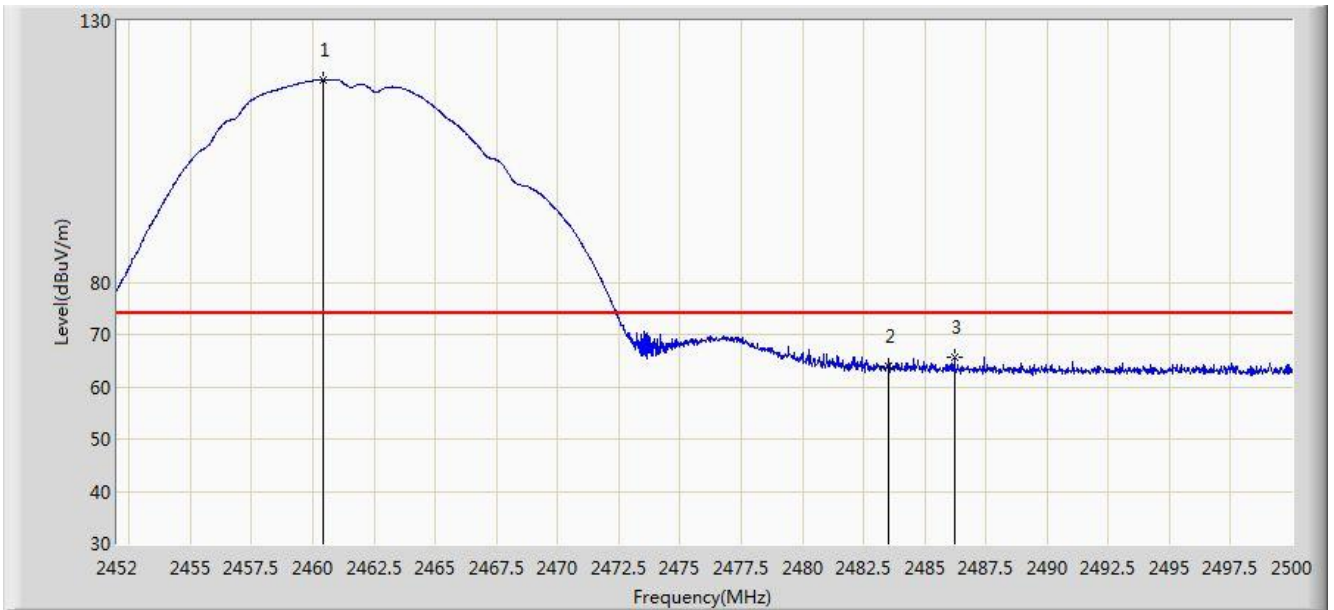


No	Flag	Mark	Frequency (MHz)	Measure Level (dBuV/m)	Reading Level (dBuV)	Margin (dB)	Limit (dBuV/m)	Factor (dB)	Type
1		*	2461.240	105.680	73.165	N/A	N/A	32.515	AV
2			2483.500	49.359	16.778	-4.641	54.000	32.580	AV

Note: Measure Level (dBuV/m) = Reading Level (dBuV) + Factor (dB)

Factor (dB) = Cable Loss (dB) + Antenna Factor (dB/m)

Site: AC1	Time: 2016/09/19 - 10:57
Limit: FCC_Part15.209_RE(3m)	Engineer: Kevin Ke
Probe: BBHA9120D_1GHz_18GHz	Polarity: Vertical
EUT: US WI-FI AP 4X4 OD ext. antenna	Power: DC 54V
Test Mode: Transmit by 802.11b at Channel 2462MHz Ant 0 + 1 + 2 + 3	

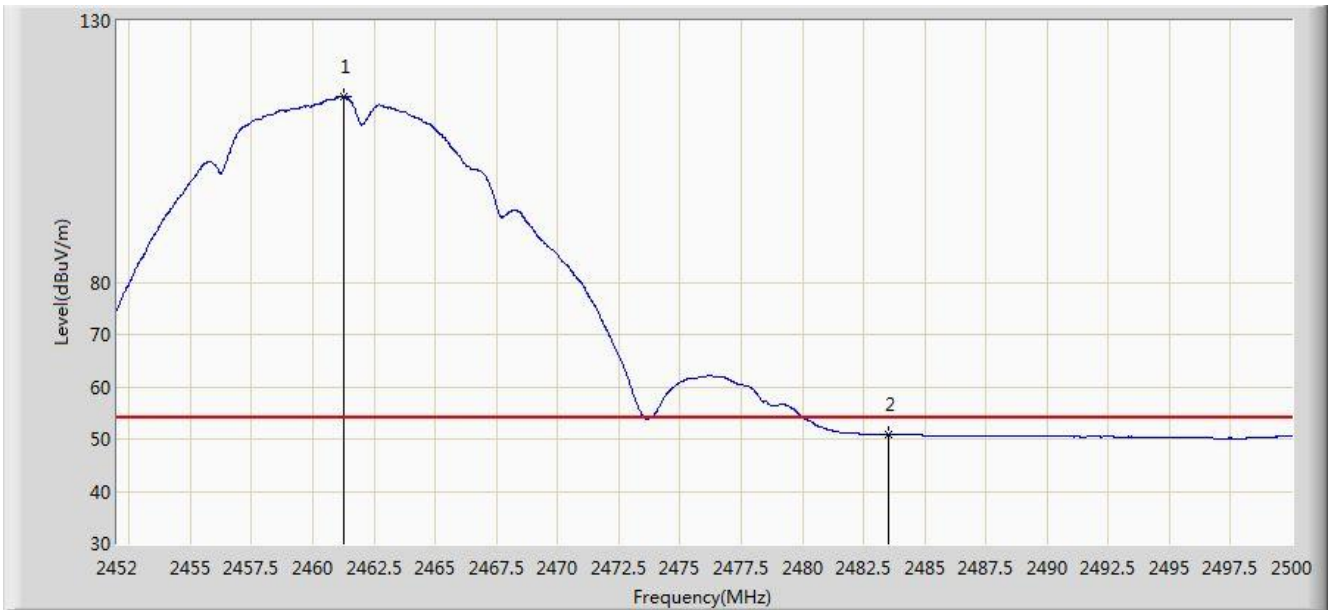


No	Flag	Mark	Frequency (MHz)	Measure Level (dBuV/m)	Reading Level (dBuV)	Margin (dB)	Limit (dBuV/m)	Factor (dB)	Type
1		*	2460.400	118.805	86.291	N/A	N/A	32.513	PK
2			2483.500	63.959	31.378	-10.041	74.000	32.580	PK
3			2486.200	65.517	32.928	-8.483	74.000	32.589	PK

Note: Measure Level (dB μ V/m) = Reading Level (dB μ V) + Factor (dB)

Factor (dB) = Cable Loss (dB) + Antenna Factor (dB/m)

Site: AC1	Time: 2016/09/19 - 11:02
Limit: FCC_Part15.209_RE(3m)	Engineer: Kevin Ke
Probe: BBHA9120D_1GHz_18GHz	Polarity: Vertical
EUT: US WI-FI AP 4X4 OD ext. antenna	Power: DC 54V
Test Mode: Transmit by 802.11b at Channel 2462MHz Ant 0 + 1 + 2 + 3	

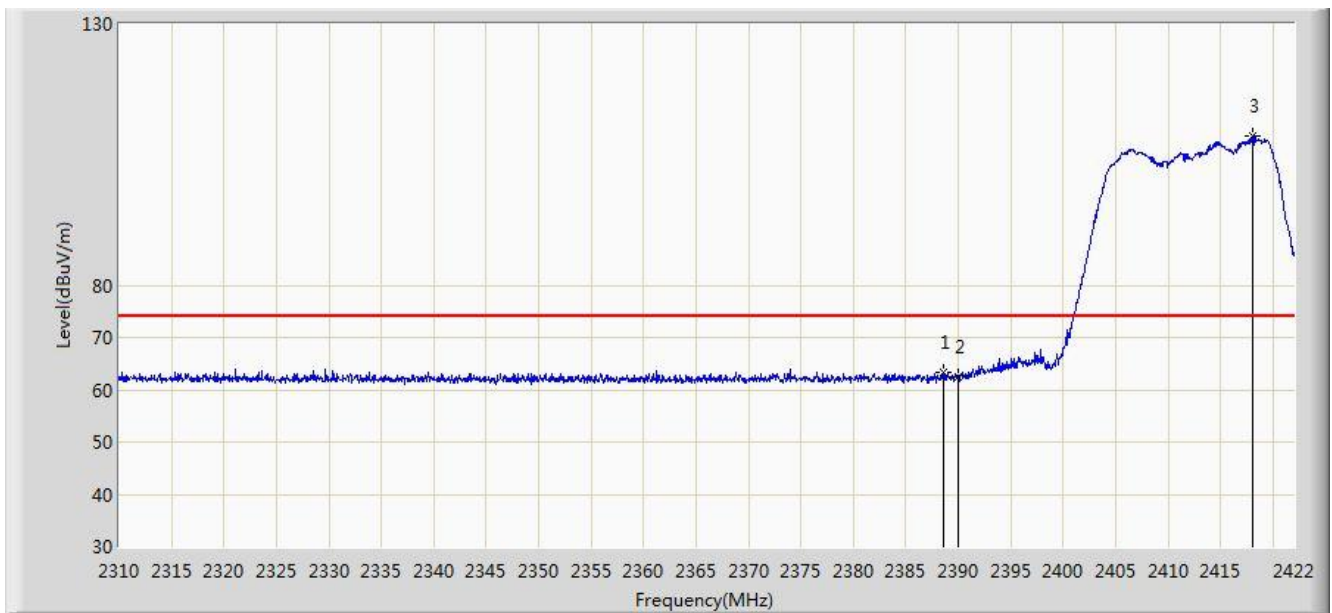


No	Flag	Mark	Frequency (MHz)	Measure Level (dBuV/m)	Reading Level (dBuV)	Margin (dB)	Limit (dBuV/m)	Factor (dB)	Type
1		*	2461.240	115.616	83.101	N/A	N/A	32.515	AV
2			2483.500	50.856	18.275	-3.144	54.000	32.580	AV

Note: Measure Level (dBμV/m) = Reading Level (dBμV) + Factor (dB)

Factor (dB) = Cable Loss (dB) + Antenna Factor (dB/m)

Site: AC1	Time: 2016/09/19 - 11:28
Limit: FCC_Part15.209_RE(3m)	Engineer: Kevin Ke
Probe: BBHA9120D_1GHz_18GHz	Polarity: Horizontal
EUT: US WI-FI AP 4X4 OD ext. antenna	Power: DC 54V
Test Mode: Transmit by 802.11g at Channel 2412MHz Ant 0 + 1 + 2 + 3	

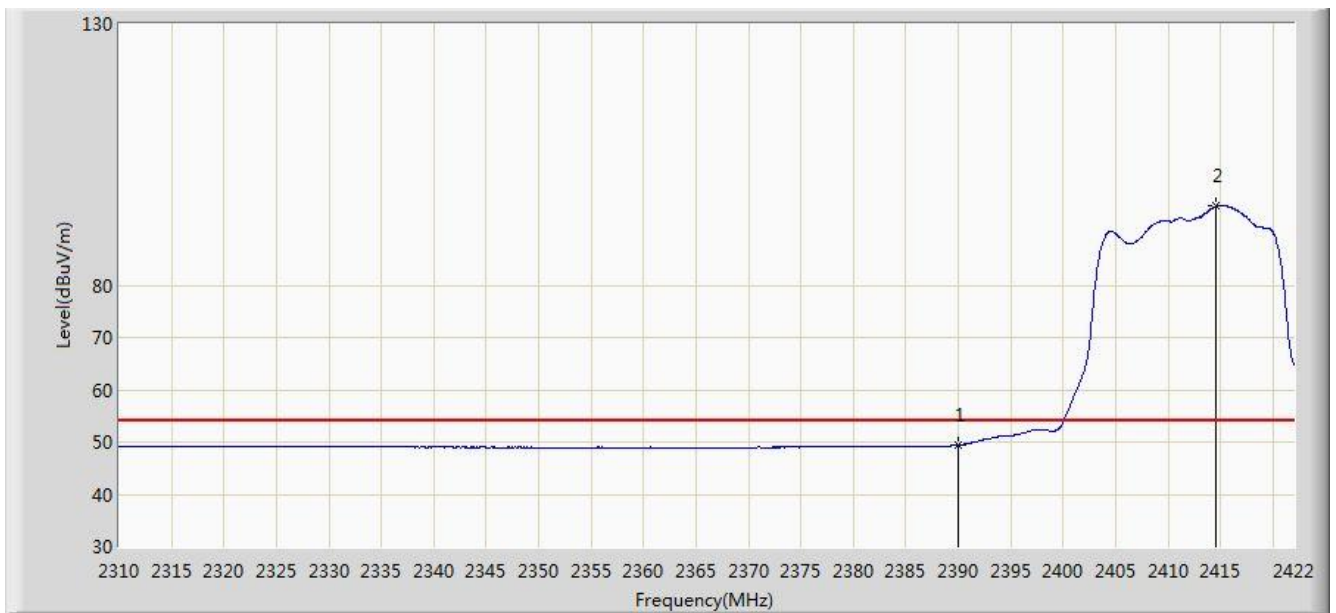


No	Flag	Mark	Frequency (MHz)	Measure Level (dBuV/m)	Reading Level (dBuV)	Margin (dB)	Limit (dBuV/m)	Factor (dB)	Type
1			2388.624	63.424	30.868	-10.576	74.000	32.556	PK
2			2390.000	62.378	29.824	-11.622	74.000	32.554	PK
3		*	2418.024	108.465	75.947	N/A	N/A	32.518	PK

Note: Measure Level (dB μ V/m) = Reading Level (dB μ V) + Factor (dB)

Factor (dB) = Cable Loss (dB) + Antenna Factor (dB/m)

Site: AC1	Time: 2016/09/19 - 11:31
Limit: FCC_Part15.209_RE(3m)	Engineer: Kevin Ke
Probe: BBHA9120D_1GHz_18GHz	Polarity: Horizontal
EUT: US WI-FI AP 4X4 OD ext. antenna	Power: DC 54V
Test Mode: Transmit by 802.11g at Channel 2412MHz Ant 0 + 1 + 2 + 3	

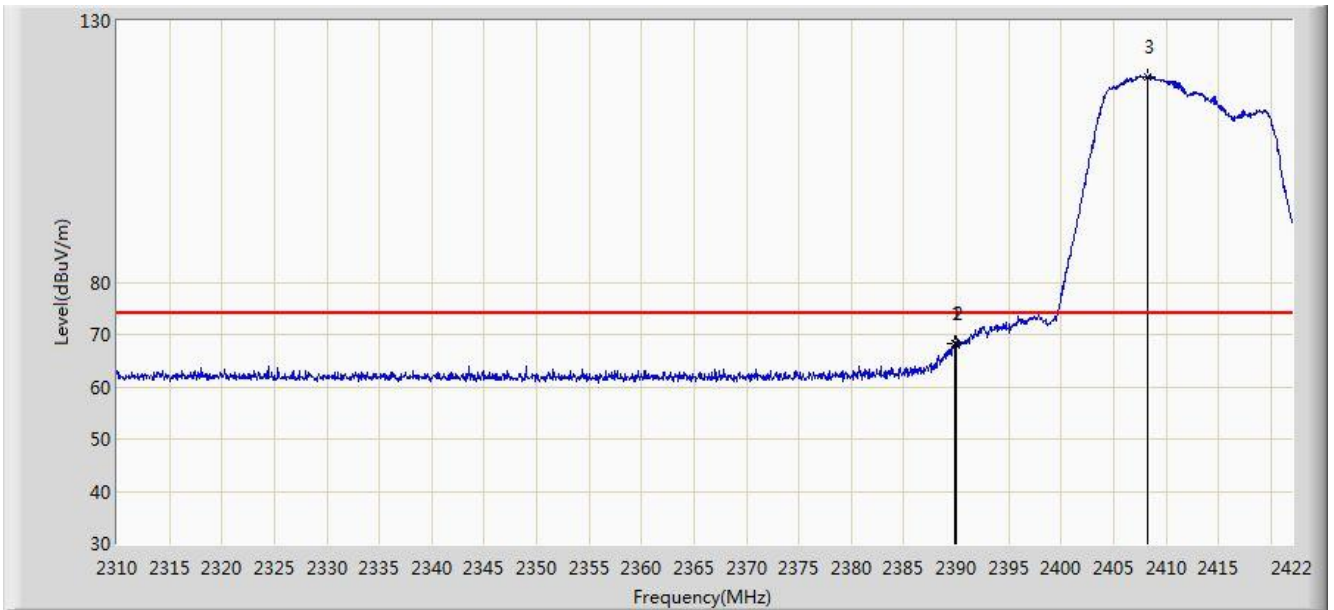


No	Flag	Mark	Frequency (MHz)	Measure Level (dBuV/m)	Reading Level (dBuV)	Margin (dB)	Limit (dBuV/m)	Factor (dB)	Type
1			2390.000	49.440	16.886	-4.560	54.000	32.554	AV
2		*	2414.552	95.129	62.606	N/A	N/A	32.522	AV

Note: Measure Level (dB μ V/m) = Reading Level (dB μ V) + Factor (dB)

Factor (dB) = Cable Loss (dB) + Antenna Factor (dB/m)

Site: AC1	Time: 2016/09/19 - 11:23
Limit: FCC_Part15.209_RE(3m)	Engineer: Kevin Ke
Probe: BBHA9120D_1GHz_18GHz	Polarity: Vertical
EUT: US WI-FI AP 4X4 OD ext. antenna	Power: DC 54V
Test Mode: Transmit by 802.11g at Channel 2412MHz Ant 0 + 1 + 2 + 3	

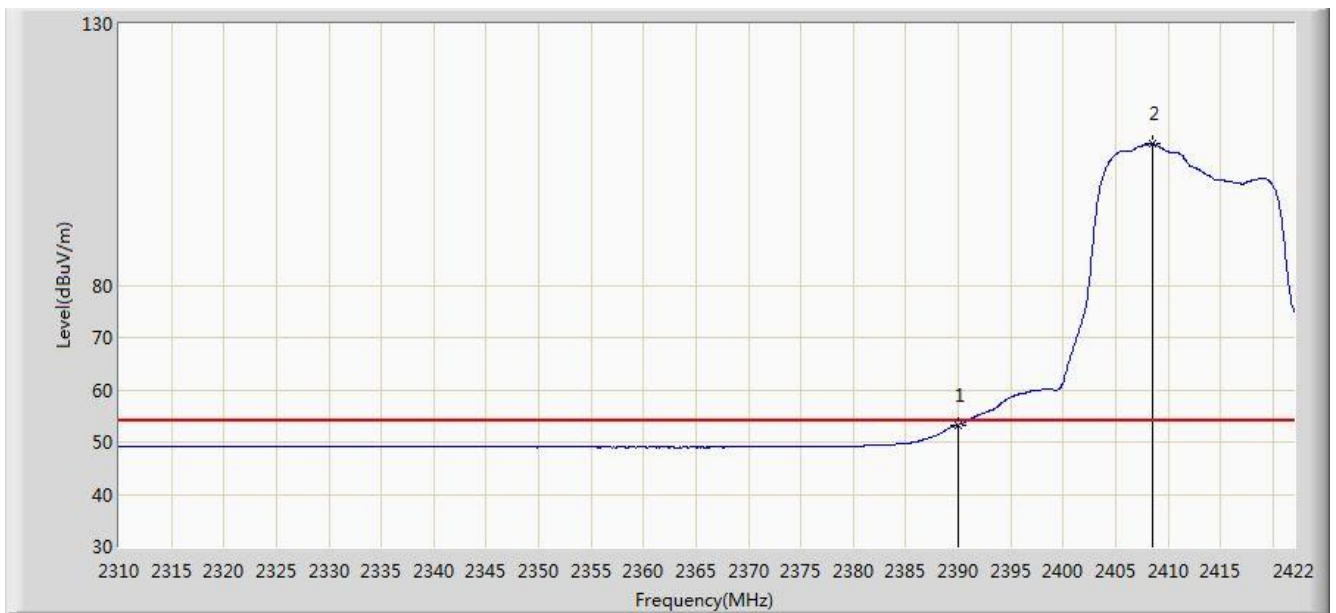


No	Flag	Mark	Frequency (MHz)	Measure Level (dBuV/m)	Reading Level (dBuV)	Margin (dB)	Limit (dBuV/m)	Factor (dB)	Type
1			2389.856	68.363	35.808	-5.637	74.000	32.555	PK
2			2390.000	68.284	35.730	-5.716	74.000	32.554	PK
3		*	2408.224	119.287	86.757	N/A	N/A	32.531	PK

Note: Measure Level (dBμV/m) = Reading Level (dBμV) + Factor (dB)

Factor (dB) = Cable Loss (dB) + Antenna Factor (dB/m)

Site: AC1	Time: 2016/09/19 - 11:26
Limit: FCC_Part15.209_RE(3m)	Engineer: Kevin Ke
Probe: BBHA9120D_1GHz_18GHz	Polarity: Vertical
EUT: US WI-FI AP 4X4 OD ext. antenna	Power: DC 54V
Test Mode: Transmit by 802.11g at Channel 2412MHz Ant 0 + 1 + 2 + 3	

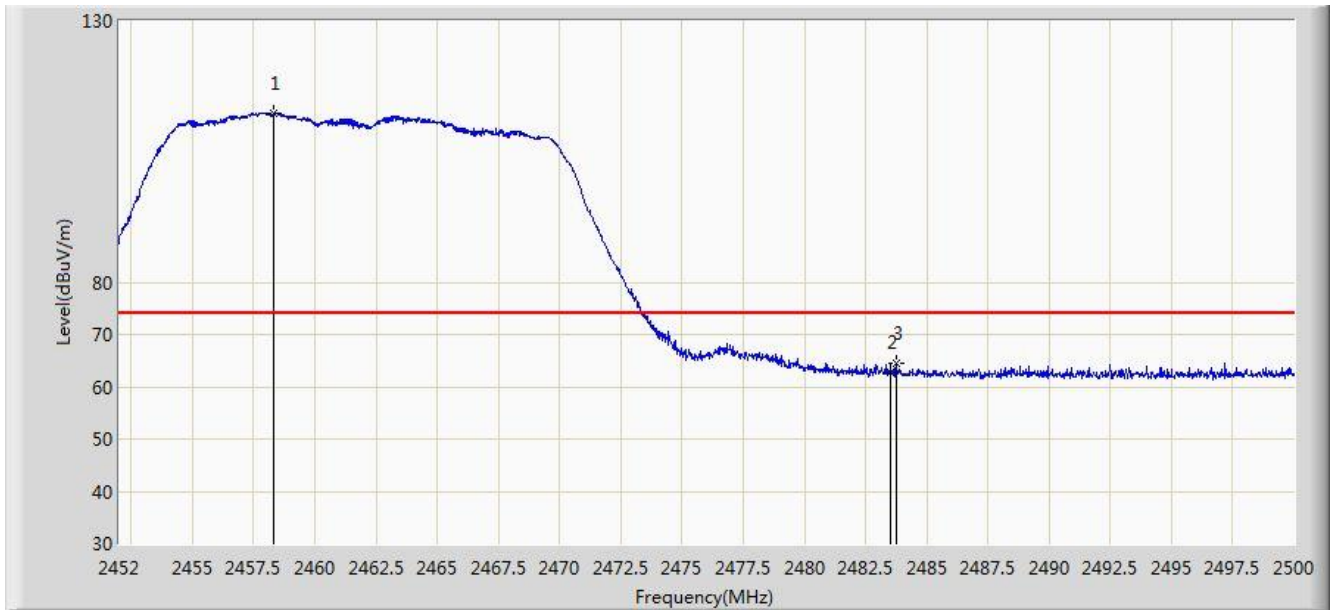


No	Flag	Mark	Frequency (MHz)	Measure Level (dBuV/m)	Reading Level (dBuV)	Margin (dB)	Limit (dBuV/m)	Factor (dB)	Type
1			2390.000	53.306	20.752	-0.694	54.000	32.554	AV
2		*	2408.504	107.042	74.512	N/A	N/A	32.530	AV

Note: Measure Level (dB μ V/m) = Reading Level (dB μ V) + Factor (dB)

Factor (dB) = Cable Loss (dB) + Antenna Factor (dB/m)

Site: AC1	Time: 2016/09/19 - 11:38
Limit: FCC_Part15.209_RE(3m)	Engineer: Kevin Ke
Probe: BBHA9120D_1GHz_18GHz	Polarity: Horizontal
EUT: US WI-FI AP 4X4 OD ext. antenna	Power: DC 54V
Test Mode: Transmit by 802.11g at Channel 2462MHz Ant 0 + 1 + 2 + 3	

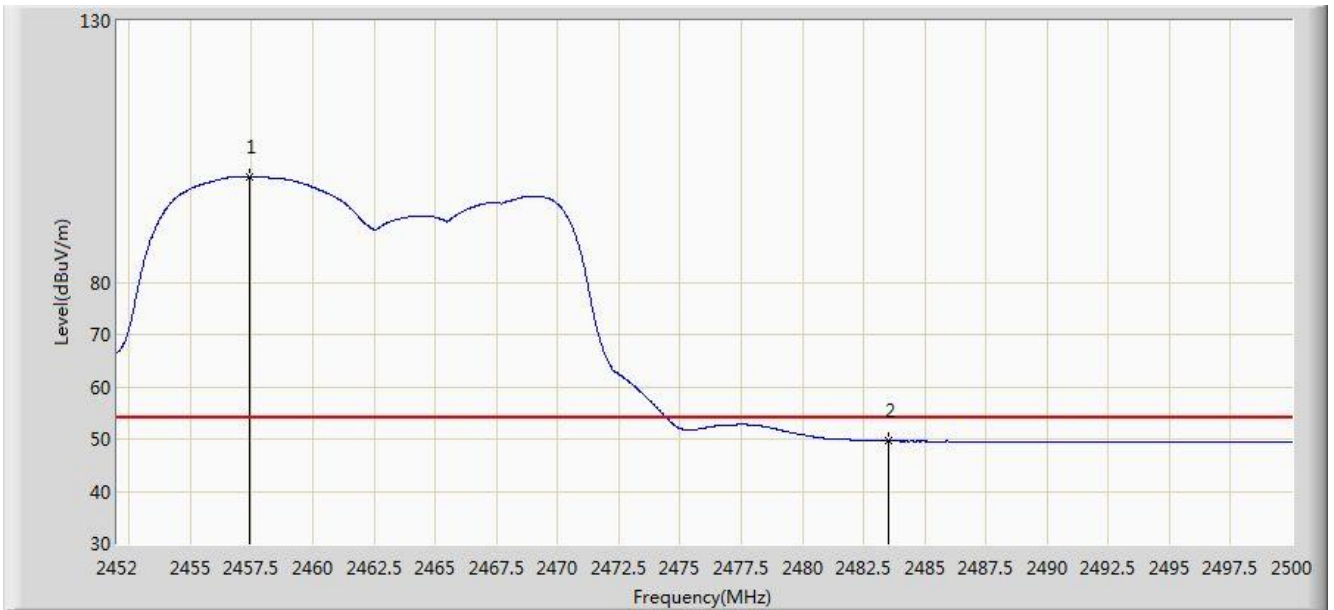


No	Flag	Mark	Frequency (MHz)	Measure Level (dBuV/m)	Reading Level (dBuV)	Margin (dB)	Limit (dBuV/m)	Factor (dB)	Type
1		*	2458.312	112.279	79.769	N/A	N/A	32.510	PK
2			2483.500	62.635	30.054	-11.365	74.000	32.580	PK
3			2483.752	64.368	31.787	-9.632	74.000	32.582	PK

Note: Measure Level (dB μ V/m) = Reading Level (dB μ V) + Factor (dB)

Factor (dB) = Cable Loss (dB) + Antenna Factor (dB/m)

Site: AC1	Time: 2016/09/19 - 11:41
Limit: FCC_Part15.209_RE(3m)	Engineer: Kevin Ke
Probe: BBHA9120D_1GHz_18GHz	Polarity: Horizontal
EUT: US WI-FI AP 4X4 OD ext. antenna	Power: DC 54V
Test Mode: Transmit by 802.11g at Channel 2462MHz Ant 0 + 1 + 2 + 3	

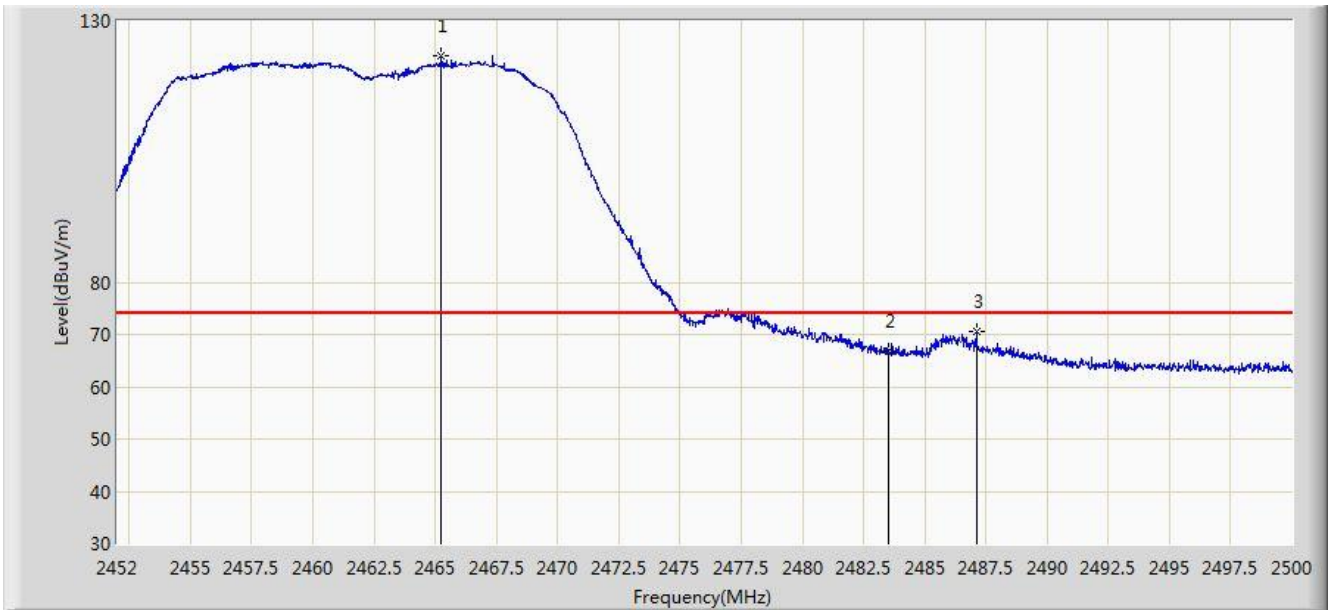


No	Flag	Mark	Frequency (MHz)	Measure Level (dBuV/m)	Reading Level (dBuV)	Margin (dB)	Limit (dBuV/m)	Factor (dB)	Type
1		*	2457.424	100.225	67.717	N/A	N/A	32.508	AV
2			2483.500	49.626	17.045	-4.374	54.000	32.580	AV

Note: Measure Level (dBuV/m) = Reading Level (dBuV) + Factor (dB)

Factor (dB) = Cable Loss (dB) + Antenna Factor (dB/m)

Site: AC1	Time: 2016/09/19 - 11:33
Limit: FCC_Part15.209_RE(3m)	Engineer: Kevin Ke
Probe: BBHA9120D_1GHz_18GHz	Polarity: Vertical
EUT: US WI-FI AP 4X4 OD ext. antenna	Power: DC 54V
Test Mode: Transmit by 802.11g at Channel 2462MHz Ant 0 + 1 + 2 + 3	

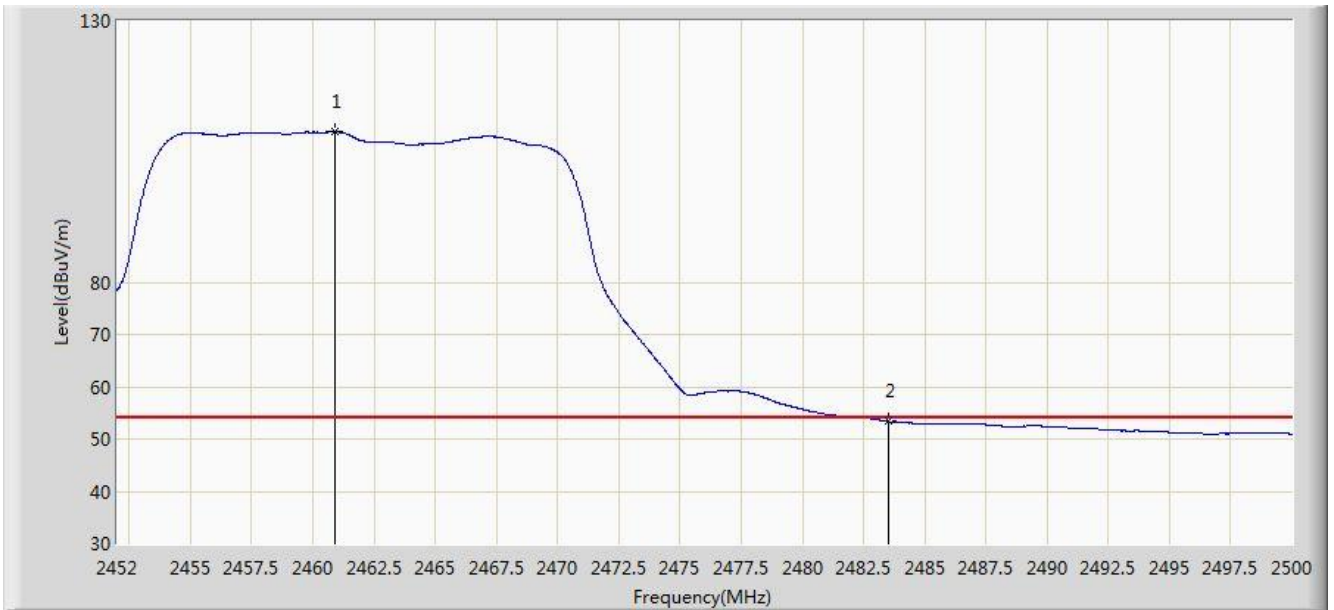


No	Flag	Mark	Frequency (MHz)	Measure Level (dBuV/m)	Reading Level (dBuV)	Margin (dB)	Limit (dBuV/m)	Factor (dB)	Type
1		*	2465.248	123.399	90.873	N/A	N/A	32.526	PK
2			2483.500	66.689	34.108	-7.311	74.000	32.580	PK
3			2487.112	70.538	37.947	-3.462	74.000	32.592	PK

Note: Measure Level (dBμV/m) = Reading Level (dBμV) + Factor (dB)

Factor (dB) = Cable Loss (dB) + Antenna Factor (dB/m)

Site: AC1	Time: 2016/09/19 - 11:37
Limit: FCC_Part15.209_RE(3m)	Engineer: Kevin Ke
Probe: BBHA9120D_1GHz_18GHz	Polarity: Vertical
EUT: US WI-FI AP 4X4 OD ext. antenna	Power: DC 54V
Test Mode: Transmit by 802.11g at Channel 2462MHz Ant 0 + 1 + 2 + 3	

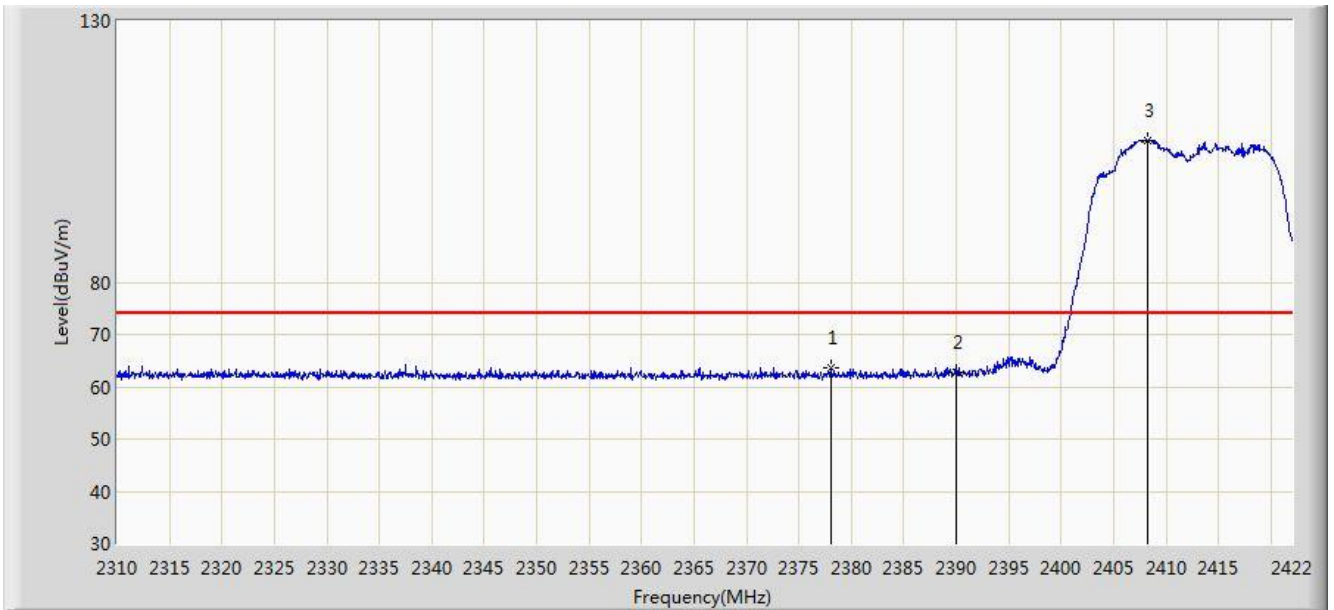


No	Flag	Mark	Frequency (MHz)	Measure Level (dBuV/m)	Reading Level (dBuV)	Margin (dB)	Limit (dBuV/m)	Factor (dB)	Type
1		*	2460.928	108.737	76.223	N/A	N/A	32.514	AV
2			2483.500	53.349	20.768	-0.651	54.000	32.580	AV

Note: Measure Level (dBμV/m) = Reading Level (dBμV) + Factor (dB)

Factor (dB) = Cable Loss (dB) + Antenna Factor (dB/m)

Site: AC1	Time: 2016/09/19 - 12:02
Limit: FCC_Part15.209_RE(3m)	Engineer: Kevin Ke
Probe: BBHA9120D_1GHz_18GHz	Polarity: Horizontal
EUT: US WI-FI AP 4X4 OD ext. antenna	Power: DC 54V
Test Mode: Transmit by 802.11n-HT20 at Channel 2412MHz Ant 0 + 1 + 2 + 3	

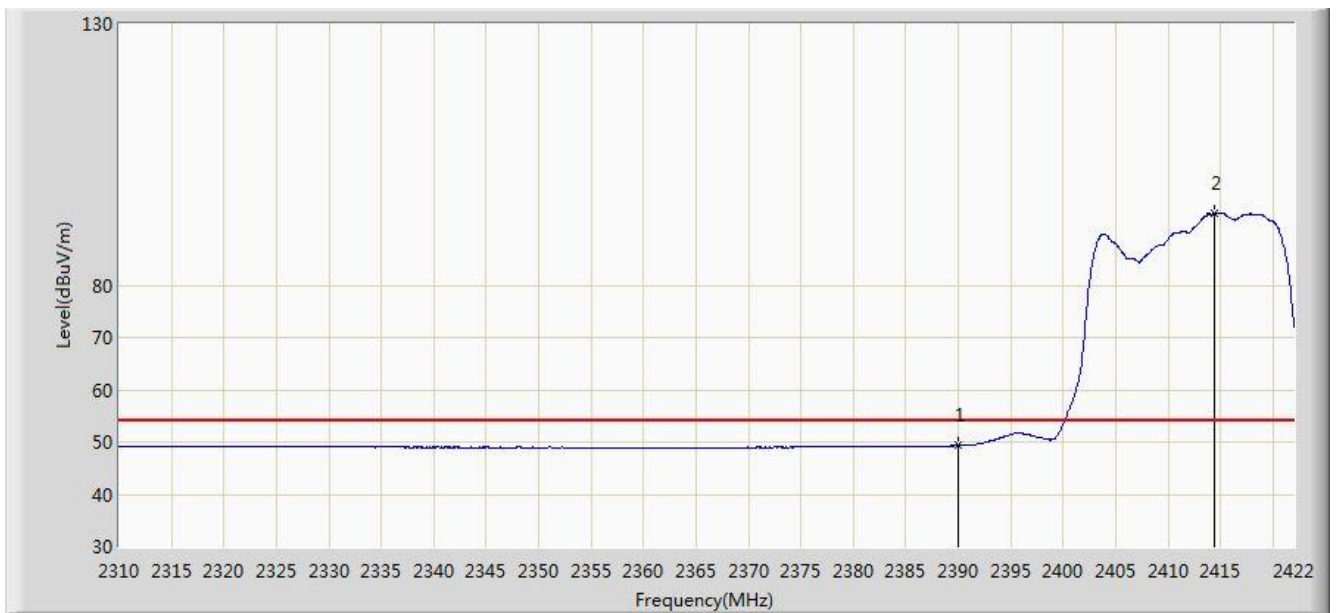


No	Flag	Mark	Frequency (MHz)	Measure Level (dBuV/m)	Reading Level (dBuV)	Margin (dB)	Limit (dBuV/m)	Factor (dB)	Type
1			2378.040	63.671	31.100	-10.329	74.000	32.570	PK
2			2390.000	62.757	30.203	-11.243	74.000	32.554	PK
3		*	2408.280	107.205	74.675	N/A	N/A	32.531	PK

Note: Measure Level (dBμV/m) = Reading Level (dBμV) + Factor (dB)

Factor (dB) = Cable Loss (dB) + Antenna Factor (dB/m)

Site: AC1	Time: 2016/09/19 - 13:09
Limit: FCC_Part15.209_RE(3m)	Engineer: Kevin Ke
Probe: BBHA9120D_1GHz_18GHz	Polarity: Horizontal
EUT: US WI-FI AP 4X4 OD ext. antenna	Power: DC 54V
Test Mode: Transmit by 802.11n-HT20 at Channel 2412MHz Ant 0 + 1 + 2 + 3	

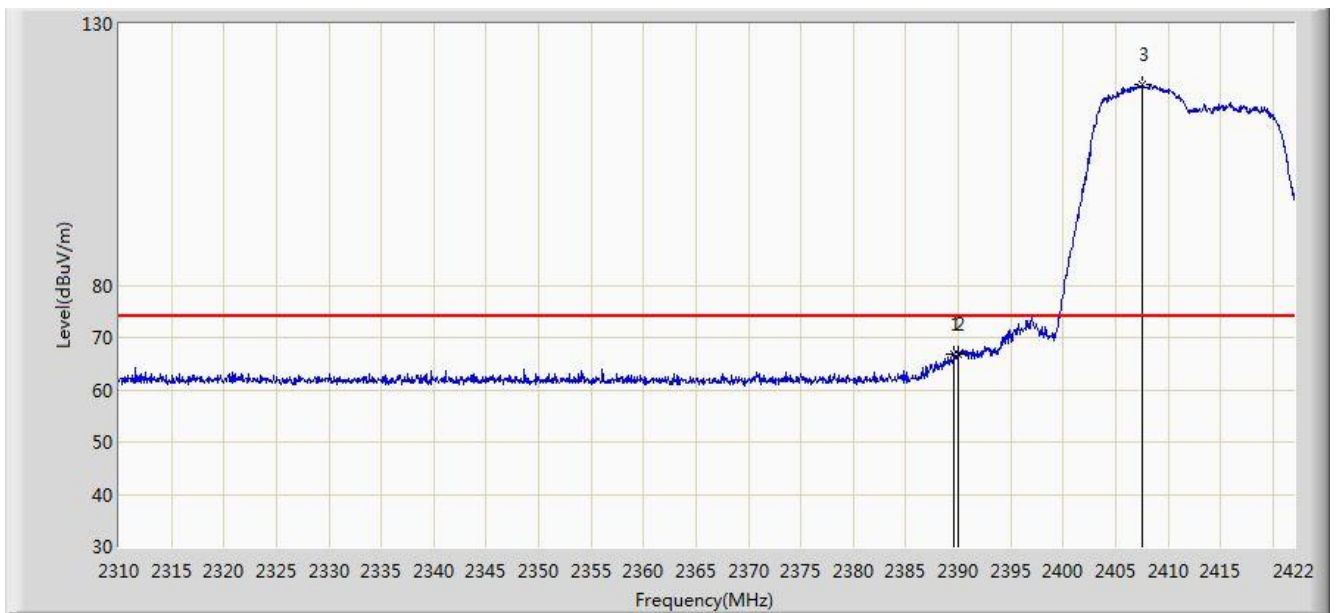


No	Flag	Mark	Frequency (MHz)	Measure Level (dBuV/m)	Reading Level (dBuV)	Margin (dB)	Limit (dBuV/m)	Factor (dB)	Type
1			2390.000	49.331	16.777	-4.669	54.000	32.554	AV
2		*	2414.440	93.723	61.200	N/A	N/A	32.523	AV

Note: Measure Level (dB μ V/m) = Reading Level (dB μ V) + Factor (dB)

Factor (dB) = Cable Loss (dB) + Antenna Factor (dB/m)

Site: AC1	Time: 2016/09/19 - 11:57
Limit: FCC_Part15.209_RE(3m)	Engineer: Kevin Ke
Probe: BBHA9120D_1GHz_18GHz	Polarity: Vertical
EUT: US WI-FI AP 4X4 OD ext. antenna	Power: DC 54V
Test Mode: Transmit by 802.11n-HT20 at Channel 2412MHz Ant 0 + 1 + 2 + 3	

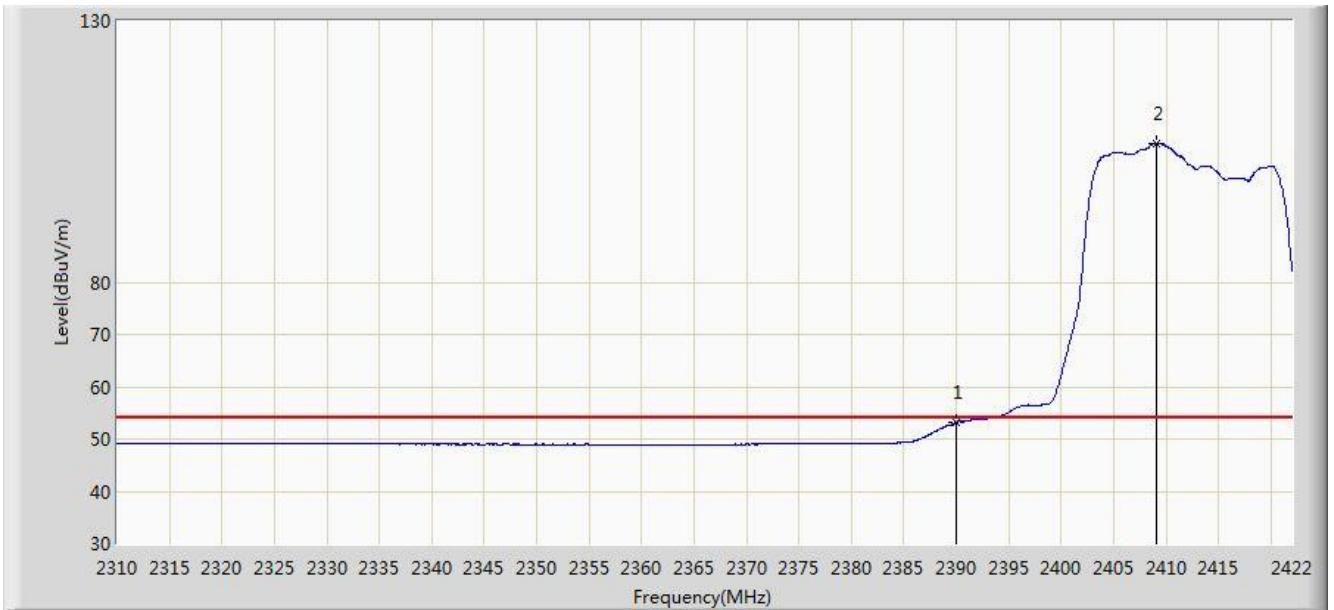


No	Flag	Mark	Frequency (MHz)	Measure Level (dBuV/m)	Reading Level (dBuV)	Margin (dB)	Limit (dBuV/m)	Factor (dB)	Type
1			2389.632	66.884	34.329	-7.116	74.000	32.555	PK
2			2390.000	66.821	34.267	-7.179	74.000	32.554	PK
3		*	2407.496	118.435	85.904	N/A	N/A	32.532	PK

Note: Measure Level (dB μ V/m) = Reading Level (dB μ V) + Factor (dB)

Factor (dB) = Cable Loss (dB) + Antenna Factor (dB/m)

Site: AC1	Time: 2016/09/19 - 12:00
Limit: FCC_Part15.209_RE(3m)	Engineer: Kevin Ke
Probe: BBHA9120D_1GHz_18GHz	Polarity: Vertical
EUT: US WI-FI AP 4X4 OD ext. antenna	Power: DC 54V
Test Mode: Transmit by 802.11n-HT20 at Channel 2412MHz Ant 0 + 1 + 2 + 3	

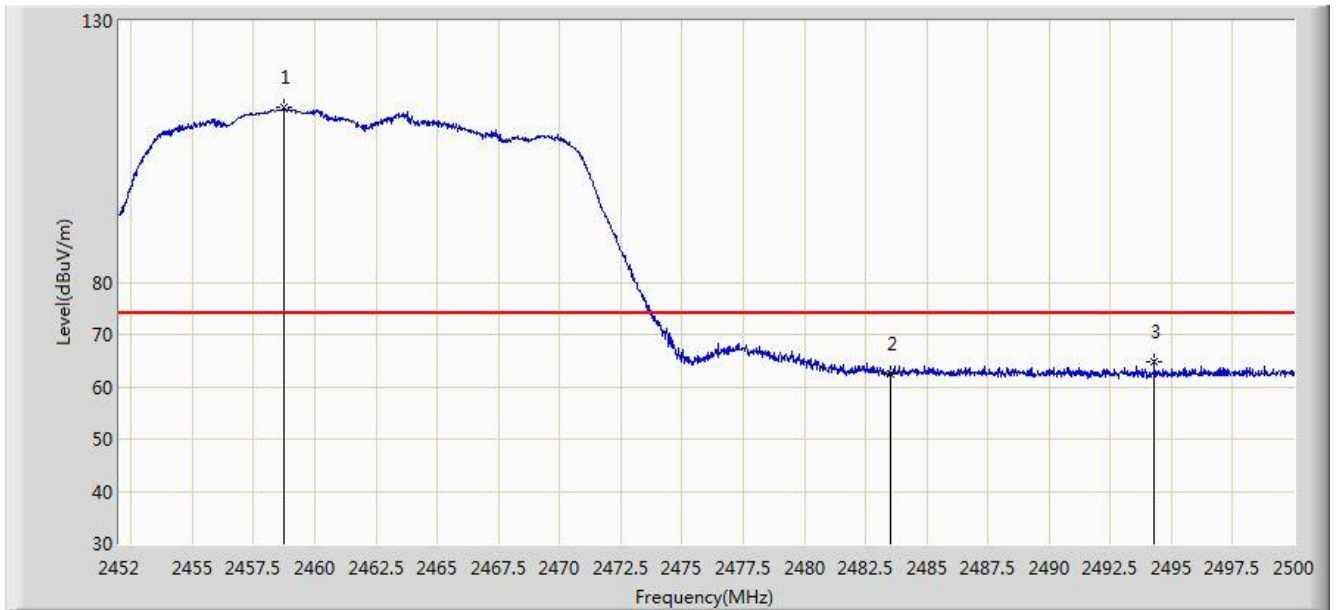


No	Flag	Mark	Frequency (MHz)	Measure Level (dBuV/m)	Reading Level (dBuV)	Margin (dB)	Limit (dBuV/m)	Factor (dB)	Type
1			2390.000	53.230	20.676	-0.770	54.000	32.554	AV
2		*	2409.064	106.580	74.051	N/A	N/A	32.530	AV

Note: Measure Level (dBμV/m) = Reading Level (dBμV) + Factor (dB)

Factor (dB) = Cable Loss (dB) + Antenna Factor (dB/m)

Site: AC1	Time: 2016/09/19 - 13:20
Limit: FCC_Part15.209_RE(3m)	Engineer: Kevin Ke
Probe: BBHA9120D_1GHz_18GHz	Polarity: Horizontal
EUT: US WI-FI AP 4X4 OD ext. antenna	Power: DC 54V
Test Mode: Transmit by 802.11n-HT20 at Channel 2462MHz Ant 0 + 1 + 2 + 3	



No	Flag	Mark	Frequency (MHz)	Measure Level (dBuV/m)	Reading Level (dBuV)	Margin (dB)	Limit (dBuV/m)	Factor (dB)	Type
1		*	2458.720	113.347	80.836	N/A	N/A	32.510	PK
2			2483.500	62.589	30.008	-11.411	74.000	32.580	PK
3			2494.288	64.926	32.313	-9.074	74.000	32.613	PK

Note: Measure Level (dB μ V/m) = Reading Level (dB μ V) + Factor (dB)

Factor (dB) = Cable Loss (dB) + Antenna Factor (dB/m)

Site: AC1	Time: 2016/09/19 - 13:25
Limit: FCC_Part15.209_RE(3m)	Engineer: Kevin Ke
Probe: BBHA9120D_1GHz_18GHz	Polarity: Horizontal
EUT: US WI-FI AP 4X4 OD ext. antenna	Power: DC 54V
Test Mode: Transmit by 802.11n-HT20 at Channel 2462MHz Ant 0 + 1 + 2 + 3	

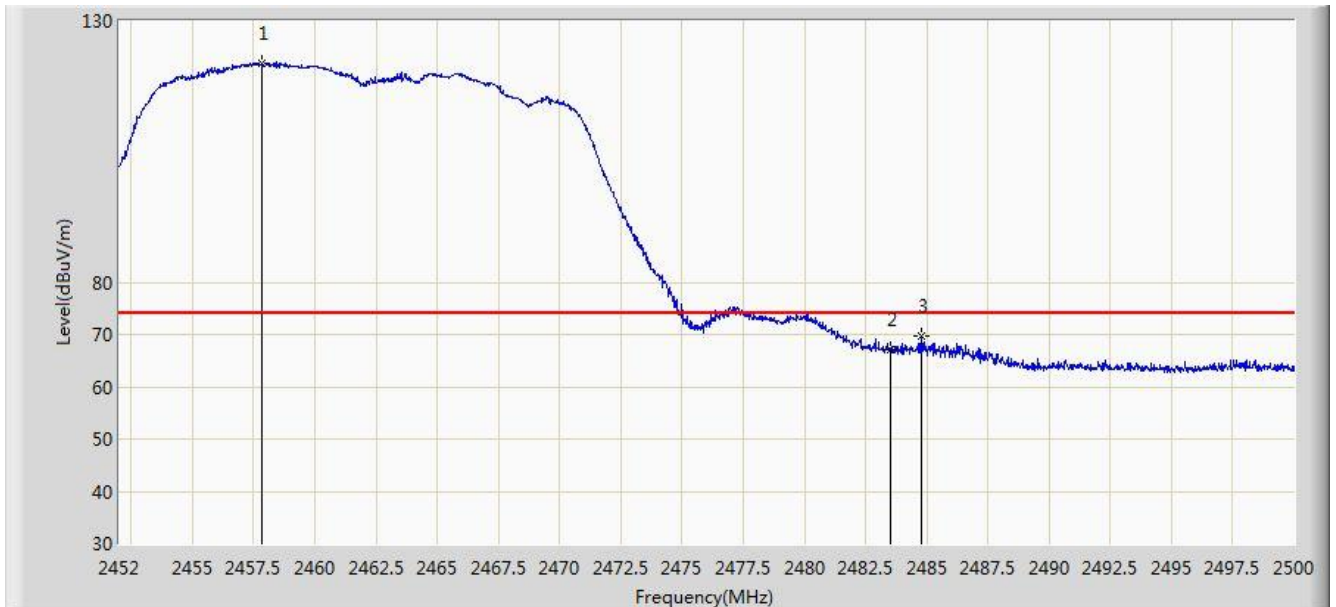


No	Flag	Mark	Frequency (MHz)	Measure Level (dBuV/m)	Reading Level (dBuV)	Margin (dB)	Limit (dBuV/m)	Factor (dB)	Type
1		*	2459.320	101.594	69.082	N/A	N/A	32.511	AV
2			2483.500	50.105	17.524	-3.895	54.000	32.580	AV

Note: Measure Level (dB μ V/m) = Reading Level (dB μ V) + Factor (dB)

Factor (dB) = Cable Loss (dB) + Antenna Factor (dB/m)

Site: AC1	Time: 2016/09/19 - 13:13
Limit: FCC_Part15.209_RE(3m)	Engineer: Kevin Ke
Probe: BBHA9120D_1GHz_18GHz	Polarity: Vertical
EUT: US WI-FI AP 4X4 OD ext. antenna	Power: DC 54V
Test Mode: Transmit by 802.11n-HT20 at Channel 2462MHz Ant 0 + 1 + 2 + 3	



No	Flag	Mark	Frequency (MHz)	Measure Level (dBuV/m)	Reading Level (dBuV)	Margin (dB)	Limit (dBuV/m)	Factor (dB)	Type
1		*	2457.832	121.796	89.287	N/A	N/A	32.509	PK
2			2483.500	67.206	34.625	-6.794	74.000	32.580	PK
3			2484.808	69.570	36.985	-4.430	74.000	32.585	PK

Note: Measure Level (dB μ V/m) = Reading Level (dB μ V) + Factor (dB)

Factor (dB) = Cable Loss (dB) + Antenna Factor (dB/m)

Site: AC1	Time: 2016/09/19 - 13:18
Limit: FCC_Part15.209_RE(3m)	Engineer: Kevin Ke
Probe: BBHA9120D_1GHz_18GHz	Polarity: Vertical
EUT: US WI-FI AP 4X4 OD ext. antenna	Power: DC 54V
Test Mode: Transmit by 802.11n-HT20 at Channel 2462MHz Ant 0 + 1 + 2 + 3	

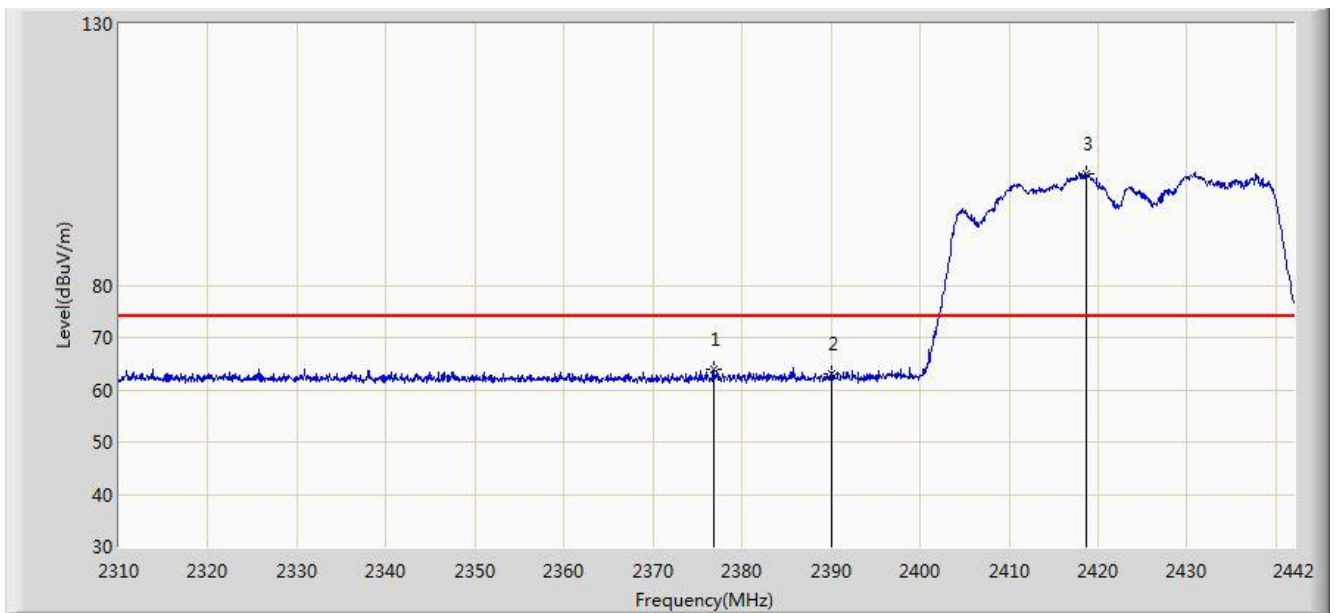


No	Flag	Mark	Frequency (MHz)	Measure Level (dBuV/m)	Reading Level (dBuV)	Margin (dB)	Limit (dBuV/m)	Factor (dB)	Type
1		*	2459.296	109.373	76.861	N/A	N/A	32.511	AV
2			2483.500	52.734	20.153	-1.266	54.000	32.580	AV

Note: Measure Level (dB μ V/m) = Reading Level (dB μ V) + Factor (dB)

Factor (dB) = Cable Loss (dB) + Antenna Factor (dB/m)

Site: AC1	Time: 2016/09/19 - 13:52
Limit: FCC_Part15.209_RE(3m)	Engineer: Kevin Ke
Probe: BBHA9120D_1GHz_18GHz	Polarity: Horizontal
EUT: US WI-FI AP 4X4 OD ext. antenna	Power: DC 54V
Test Mode: Transmit by 802.11n-HT40 at Channel 2422MHz Ant 0 + 1 + 2 + 3	

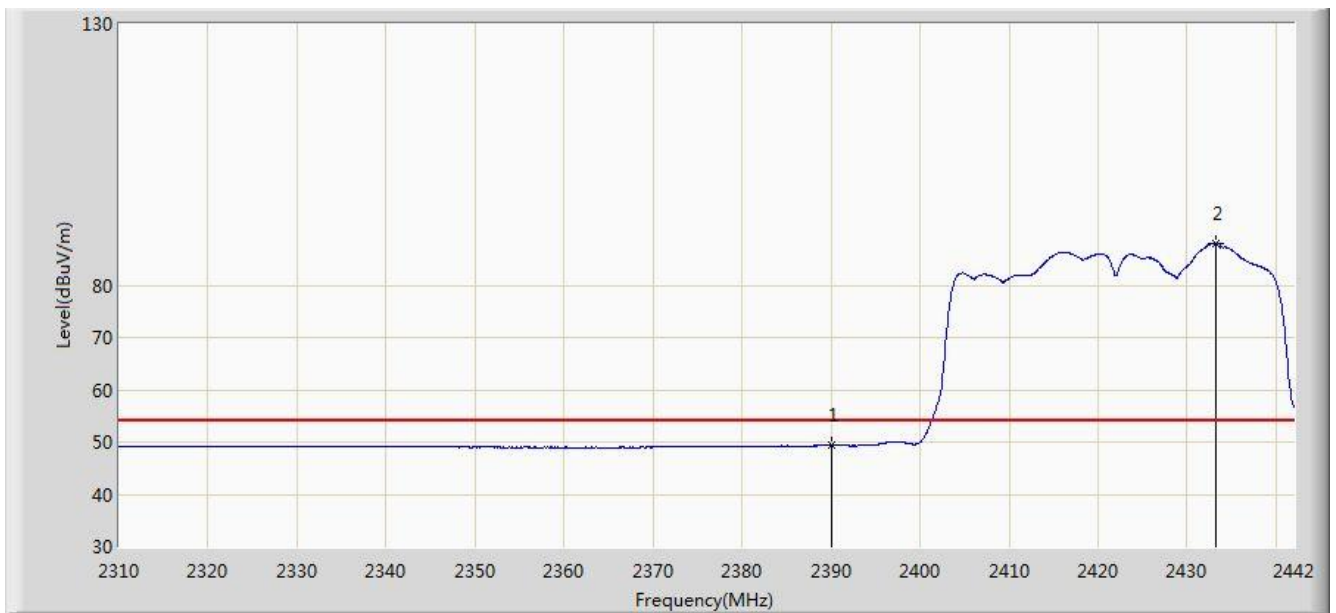


No	Flag	Mark	Frequency (MHz)	Measure Level (dBuV/m)	Reading Level (dBuV)	Margin (dB)	Limit (dBuV/m)	Factor (dB)	Type
1			2376.792	63.819	31.247	-10.181	74.000	32.573	PK
2			2390.000	63.154	30.600	-10.846	74.000	32.554	PK
3		*	2418.636	101.326	68.808	N/A	N/A	32.518	PK

Note: Measure Level (dB μ V/m) = Reading Level (dB μ V) + Factor (dB)

Factor (dB) = Cable Loss (dB) + Antenna Factor (dB/m)

Site: AC1	Time: 2016/09/19 - 13:55
Limit: FCC_Part15.209_RE(3m)	Engineer: Kevin Ke
Probe: BBHA9120D_1GHz_18GHz	Polarity: Horizontal
EUT: US WI-FI AP 4X4 OD ext. antenna	Power: DC 54V
Test Mode: Transmit by 802.11n-HT40 at Channel 2422MHz Ant 0 + 1 + 2 + 3	

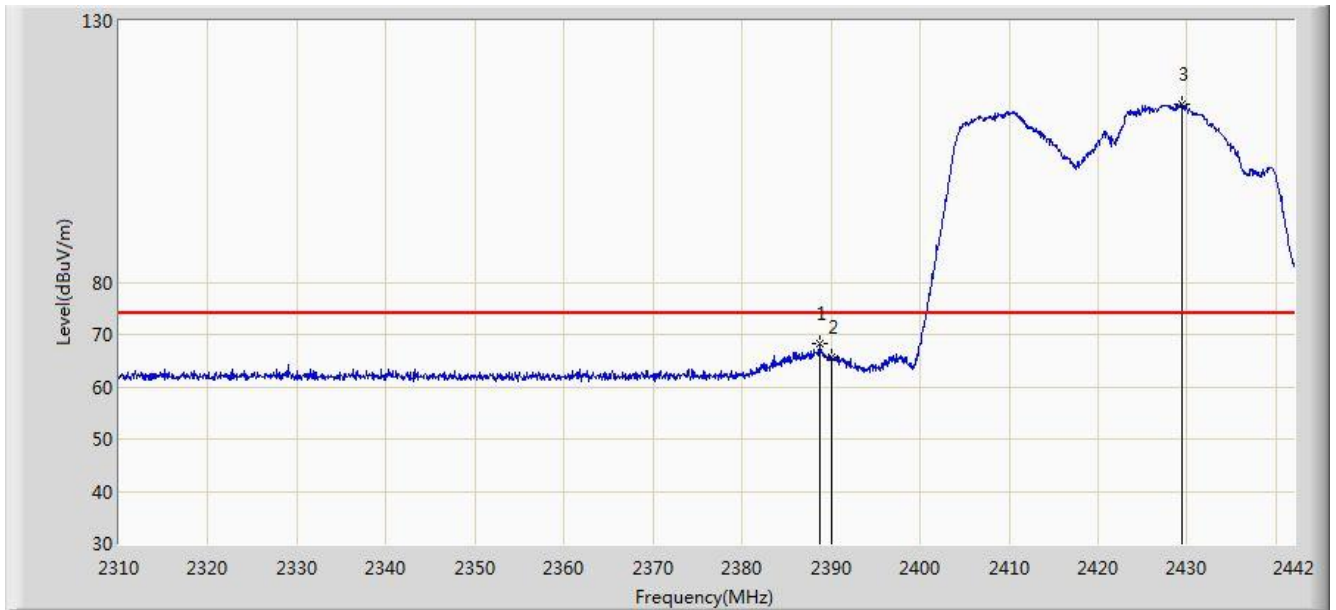


No	Flag	Mark	Frequency (MHz)	Measure Level (dBuV/m)	Reading Level (dBuV)	Margin (dB)	Limit (dBuV/m)	Factor (dB)	Type
1			2390.000	49.389	16.835	-4.611	54.000	32.554	AV
2		*	2433.288	88.019	55.519	N/A	N/A	32.500	AV

Note: Measure Level (dB μ V/m) = Reading Level (dB μ V) + Factor (dB)

Factor (dB) = Cable Loss (dB) + Antenna Factor (dB/m)

Site: AC1	Time: 2016/09/19 - 13:47
Limit: FCC_Part15.209_RE(3m)	Engineer: Kevin Ke
Probe: BBHA9120D_1GHz_18GHz	Polarity: Vertical
EUT: US WI-FI AP 4X4 OD ext. antenna	Power: DC 54V
Test Mode: Transmit by 802.11n-HT40 at Channel 2422MHz Ant 0 + 1 + 2 + 3	

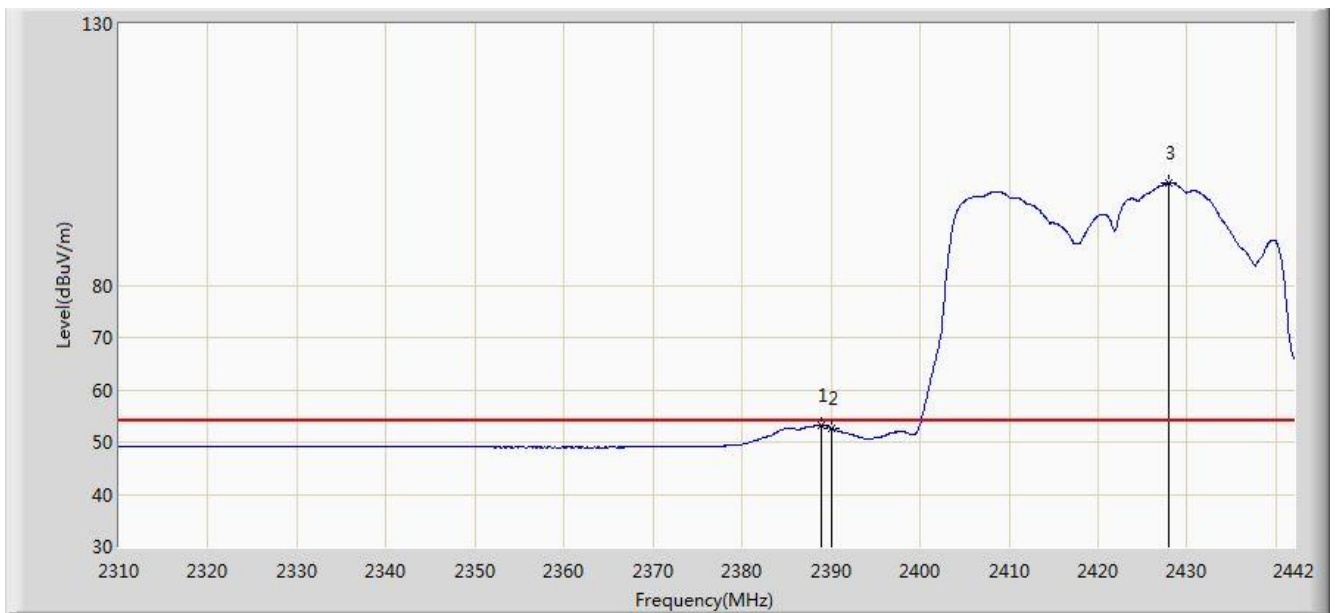


No	Flag	Mark	Frequency (MHz)	Measure Level (dBuV/m)	Reading Level (dBuV)	Margin (dB)	Limit (dBuV/m)	Factor (dB)	Type
1			2388.672	68.265	35.709	-5.735	74.000	32.556	PK
2			2390.000	65.647	33.093	-8.353	74.000	32.554	PK
3		*	2429.394	114.060	81.555	N/A	N/A	32.505	PK

Note: Measure Level (dB μ V/m) = Reading Level (dB μ V) + Factor (dB)

Factor (dB) = Cable Loss (dB) + Antenna Factor (dB/m)

Site: AC1	Time: 2016/09/19 - 13:49
Limit: FCC_Part15.209_RE(3m)	Engineer: Kevin Ke
Probe: BBHA9120D_1GHz_18GHz	Polarity: Vertical
EUT: US WI-FI AP 4X4 OD ext. antenna	Power: DC 54V
Test Mode: Transmit by 802.11n-HT40 at Channel 2422MHz Ant 0 + 1 + 2 + 3	

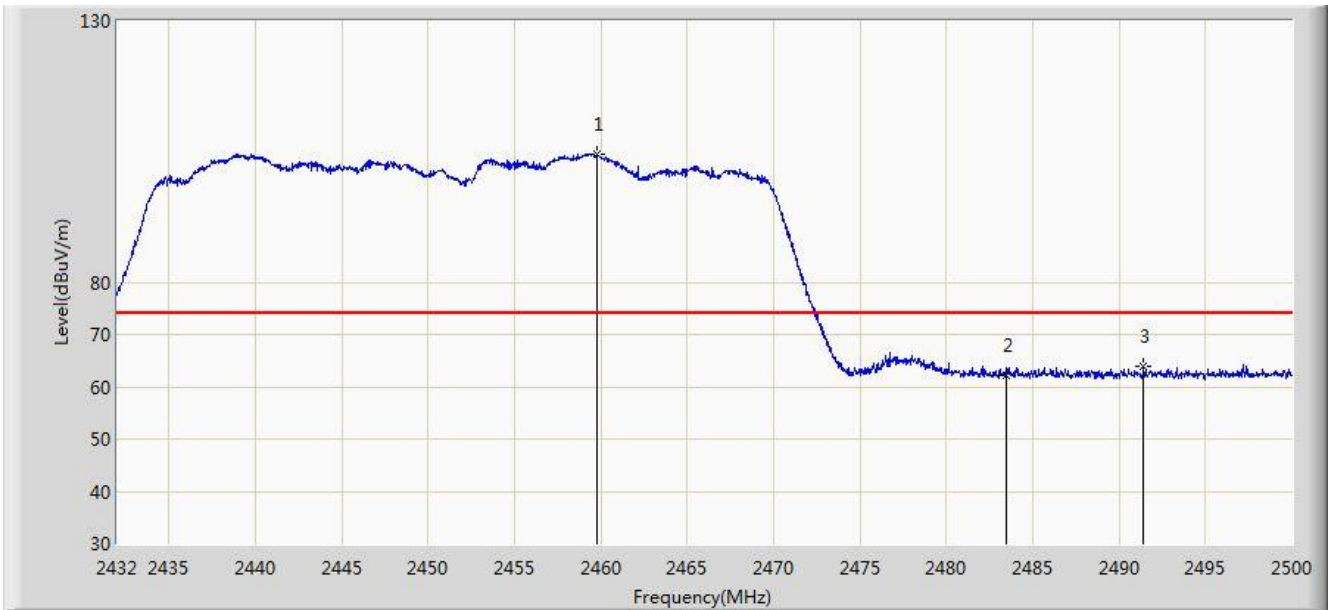


No	Flag	Mark	Frequency (MHz)	Measure Level (dBuV/m)	Reading Level (dBuV)	Margin (dB)	Limit (dBuV/m)	Factor (dB)	Type
1			2388.870	53.263	20.707	-0.737	54.000	32.556	AV
2			2390.000	52.681	20.127	-1.319	54.000	32.554	AV
3		*	2427.942	99.493	66.986	N/A	N/A	32.506	AV

Note: Measure Level (dB μ V/m) = Reading Level (dB μ V) + Factor (dB)

Factor (dB) = Cable Loss (dB) + Antenna Factor (dB/m)

Site: AC1	Time: 2016/09/19 - 14:15
Limit: FCC_Part15.209_RE(3m)	Engineer: Kevin Ke
Probe: BBHA9120D_1GHz_18GHz	Polarity: Horizontal
EUT: US WI-FI AP 4X4 OD ext. antenna	Power: DC 54V
Test Mode: Transmit by 802.11n-HT40 at Channel 2452MHz Ant 0 + 1 + 2 + 3	

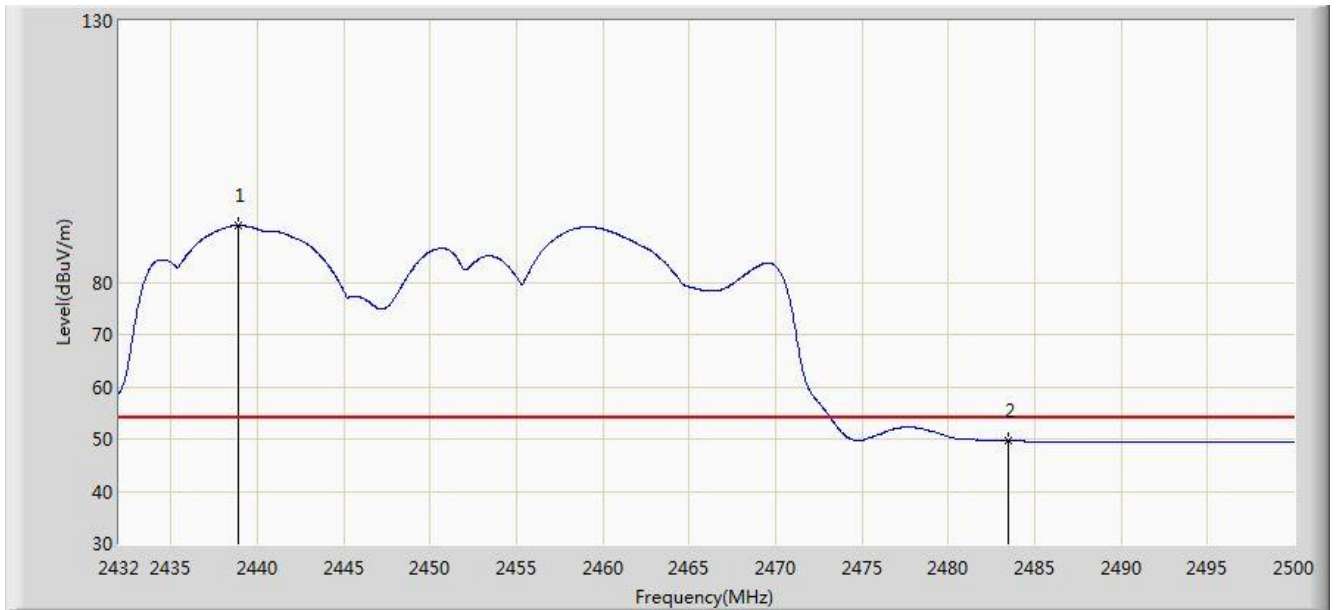


No	Flag	Mark	Frequency (MHz)	Measure Level (dBuV/m)	Reading Level (dBuV)	Margin (dB)	Limit (dBuV/m)	Factor (dB)	Type
1		*	2459.812	104.382	71.870	N/A	N/A	32.513	PK
2			2483.500	62.172	29.591	-11.828	74.000	32.580	PK
3			2491.432	63.870	31.266	-10.130	74.000	32.605	PK

Note: Measure Level (dB μ V/m) = Reading Level (dB μ V) + Factor (dB)

Factor (dB) = Cable Loss (dB) + Antenna Factor (dB/m)

Site: AC1	Time: 2016/09/19 - 14:18
Limit: FCC_Part15.209_RE(3m)	Engineer: Kevin Ke
Probe: BBHA9120D_1GHz_18GHz	Polarity: Horizontal
EUT: US WI-FI AP 4X4 OD ext. antenna	Power: DC 54V
Test Mode: Transmit by 802.11n-HT40 at Channel 2452MHz Ant 0 + 1 + 2 + 3	

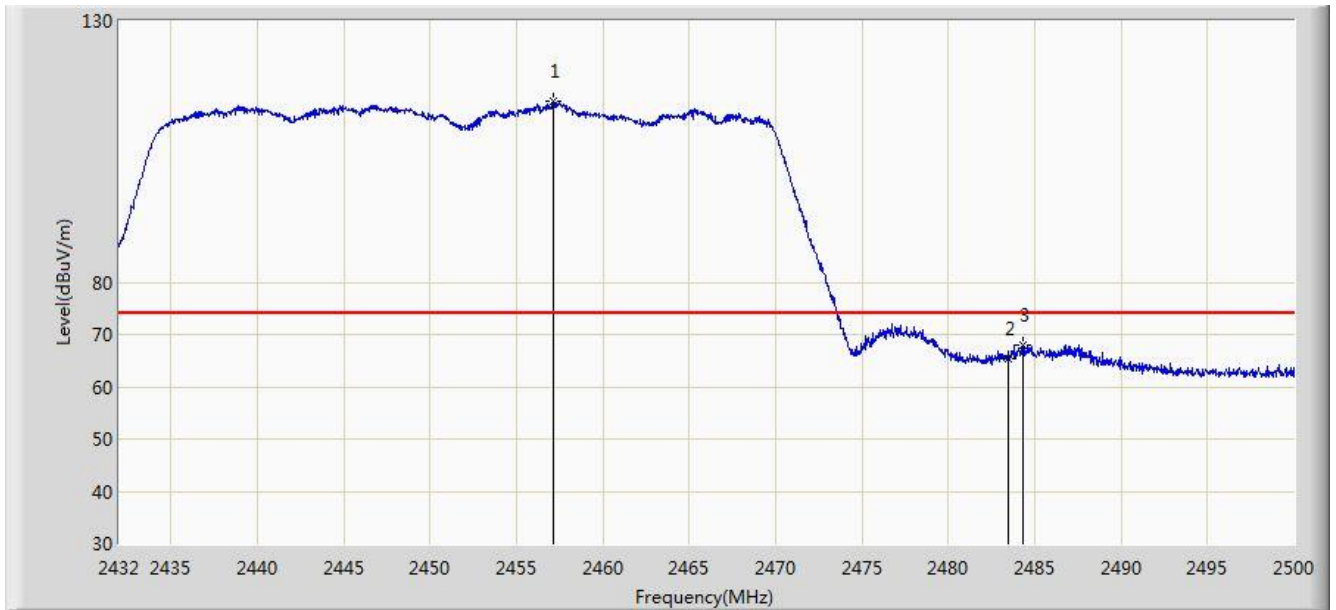


No	Flag	Mark	Frequency (MHz)	Measure Level (dBuV/m)	Reading Level (dBuV)	Margin (dB)	Limit (dBuV/m)	Factor (dB)	Type
1		*	2438.936	90.779	58.285	N/A	N/A	32.494	AV
2			2483.500	49.691	17.110	-4.309	54.000	32.580	AV

Note: Measure Level (dB μ V/m) = Reading Level (dB μ V) + Factor (dB)

Factor (dB) = Cable Loss (dB) + Antenna Factor (dB/m)

Site: AC1	Time: 2016/09/19 - 14:13
Limit: FCC_Part15.209_RE(3m)	Engineer: Kevin Ke
Probe: BBHA9120D_1GHz_18GHz	Polarity: Vertical
EUT: US WI-FI AP 4X4 OD ext. antenna	Power: DC 54V
Test Mode: Transmit by 802.11n-HT40 at Channel 2452MHz Ant 0 + 1 + 2 + 3	

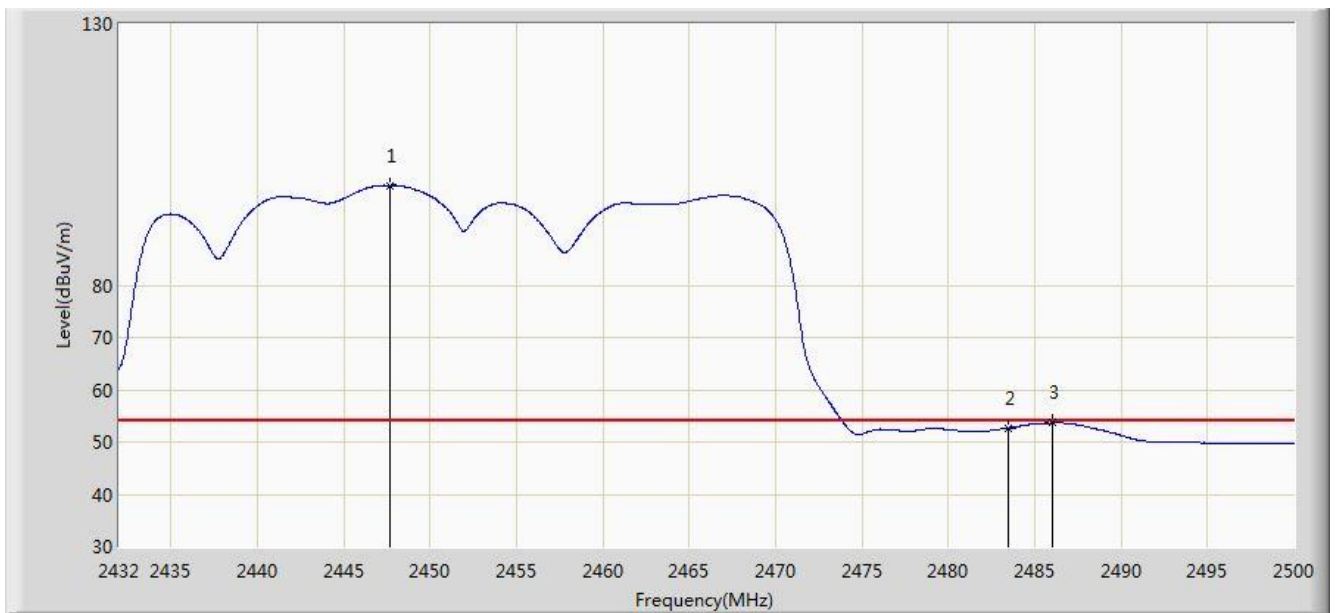


No	Flag	Mark	Frequency (MHz)	Measure Level (dBuV/m)	Reading Level (dBuV)	Margin (dB)	Limit (dBuV/m)	Factor (dB)	Type
1		*	2457.126	114.493	81.985	N/A	N/A	32.508	PK
2			2483.500	65.247	32.666	-8.753	74.000	32.580	PK
3			2484.292	68.029	35.446	-5.971	74.000	32.583	PK

Note: Measure Level (dB μ V/m) = Reading Level (dB μ V) + Factor (dB)

Factor (dB) = Cable Loss (dB) + Antenna Factor (dB/m)

Site: AC1	Time: 2016/09/19 - 14:11
Limit: FCC_Part15.209_RE(3m)	Engineer: Kevin Ke
Probe: BBHA9120D_1GHz_18GHz	Polarity: Vertical
EUT: US WI-FI AP 4X4 OD ext. antenna	Power: DC 54V
Test Mode: Transmit by 802.11n-HT40 at Channel 2452MHz Ant 0 + 1 + 2 + 3	



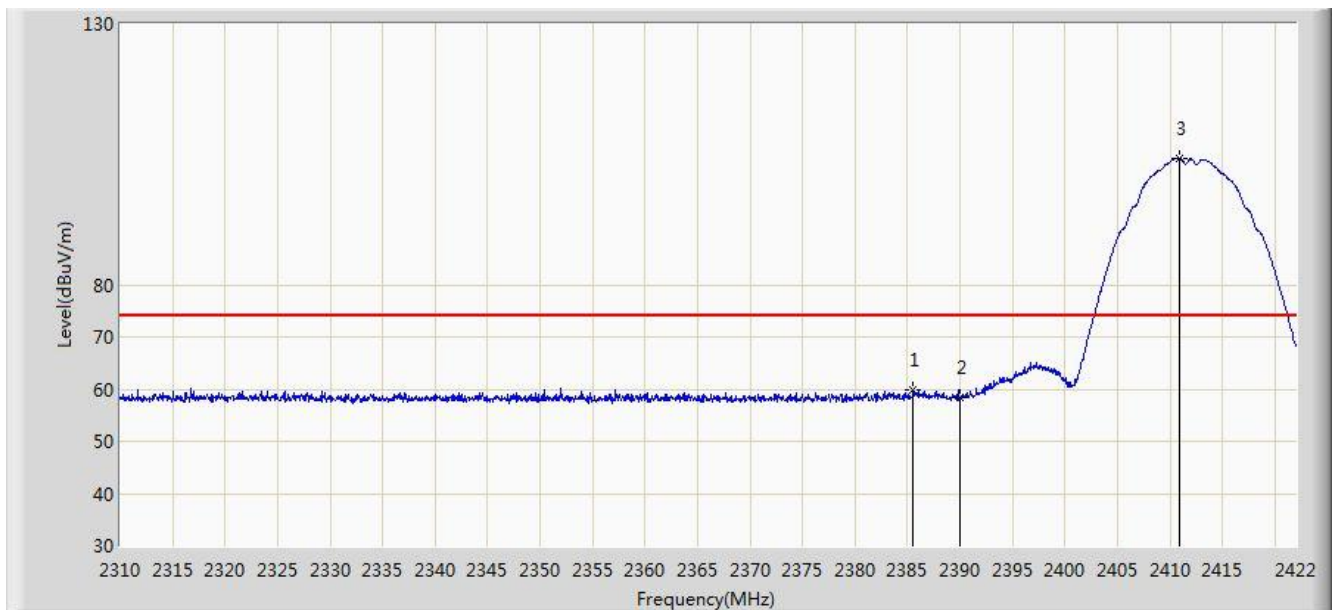
No	Flag	Mark	Frequency (MHz)	Measure Level (dBuV/m)	Reading Level (dBuV)	Margin (dB)	Limit (dBuV/m)	Factor (dB)	Type
1		*	2447.708	99.109	66.618	N/A	N/A	32.492	AV
2			2483.500	52.717	20.136	-1.283	54.000	32.580	AV
3			2486.060	53.631	21.043	-0.369	54.000	32.588	AV

Note: Measure Level (dB μ V/m) = Reading Level (dB μ V) + Factor (dB)

Factor (dB) = Cable Loss (dB) + Antenna Factor (dB/m)

Galtronics Directional Antenna Test Result

Site: AC1	Time: 2016/09/04 - 13:55
Limit: FCC_Part15.209_RE(3m)	Engineer: Kevin Ke
Probe: BBHA9120D_1GHz_18GHz	Polarity: Horizontal
EUT: US WI-FI AP 4X4 OD ext. antenna	Power: DC 54V
Test Mode: Transmit by 802.11b at Channel 2412MHz Ant 0	

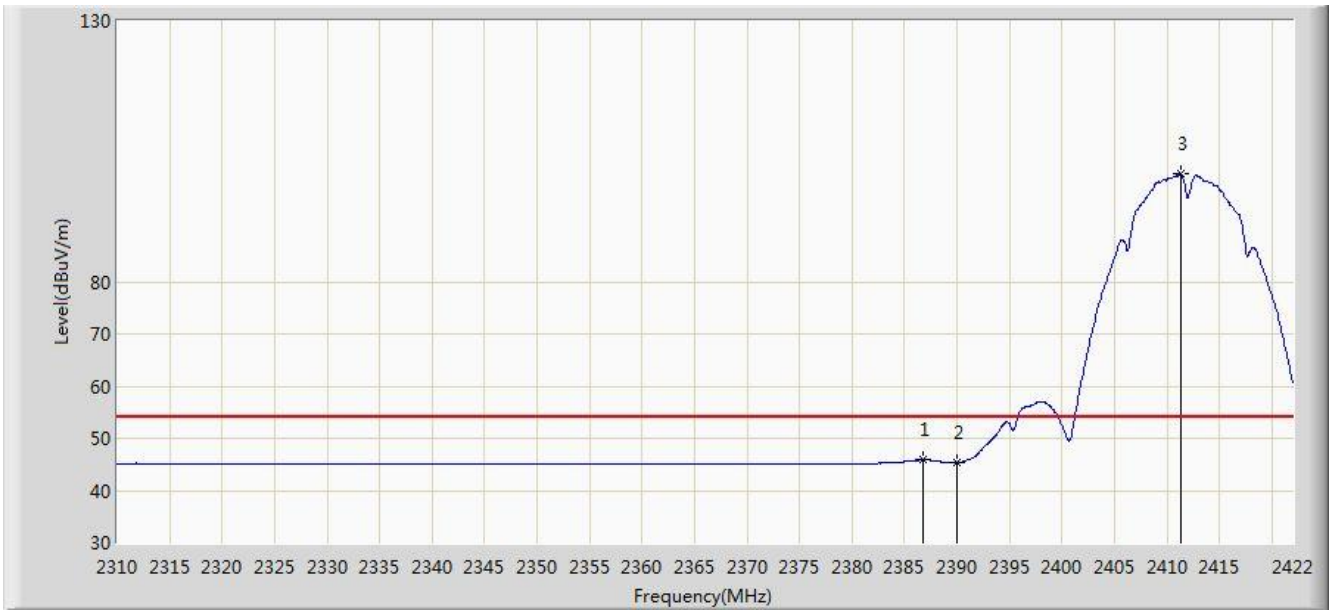


No	Flag	Mark	Frequency (MHz)	Measure Level (dBuV/m)	Reading Level (dBuV)	Margin (dB)	Limit (dBuV/m)	Factor (dB)	Type
1			2385.544	59.727	27.166	-14.273	74.000	32.561	PK
2			2390.000	58.263	25.709	-15.737	74.000	32.554	PK
3		*	2410.968	104.231	71.704	N/A	N/A	32.527	PK

Note: Measure Level (dBμV/m) = Reading Level (dBμV) + Factor (dB)

Factor (dB) = Cable Loss (dB) + Antenna Factor (dB/m)

Site: AC1	Time: 2016/09/04 - 14:44
Limit: FCC_Part15.209_RE(3m)	Engineer: Kevin Ke
Probe: BBHA9120D_1GHz_18GHz	Polarity: Horizontal
EUT: US WI-FI AP 4X4 OD ext. antenna	Power: DC 54V
Test Mode: Transmit by 802.11b at Channel 2412MHz Ant 0	

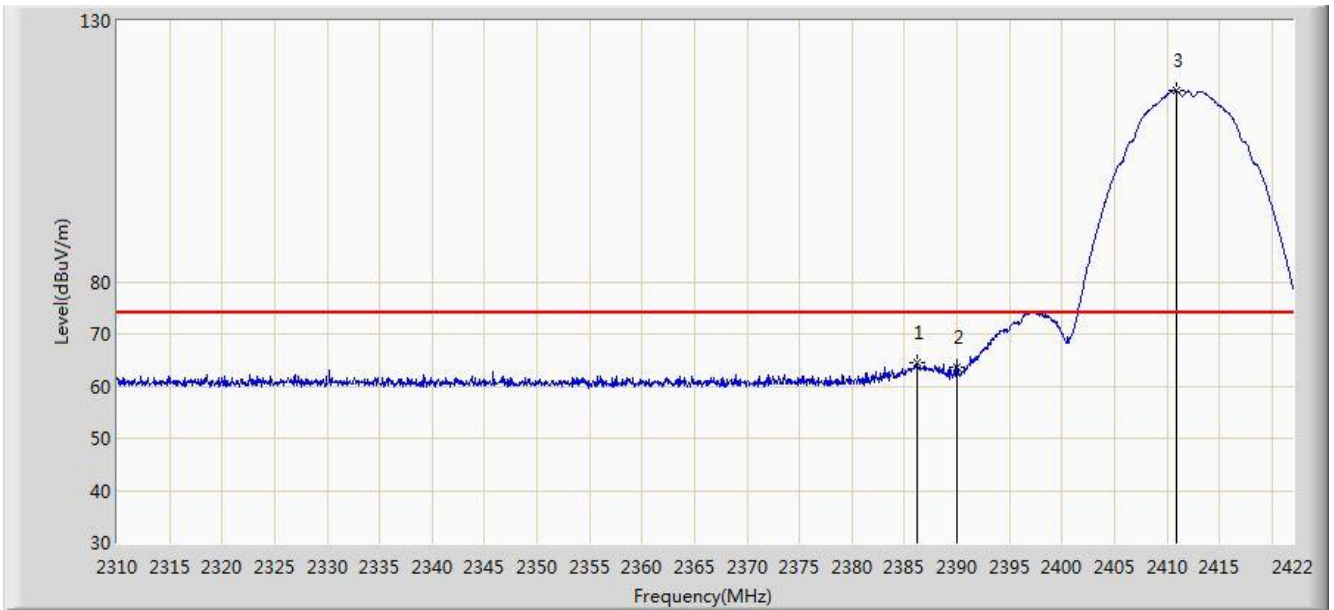


No	Flag	Mark	Frequency (MHz)	Measure Level (dBuV/m)	Reading Level (dBuV)	Margin (dB)	Limit (dBuV/m)	Factor (dB)	Type
1			2386.776	45.835	13.276	-8.165	54.000	32.559	AV
2			2390.000	45.290	12.736	-8.710	54.000	32.554	AV
3		*	2411.304	100.865	68.339	N/A	N/A	32.526	AV

Note: Measure Level (dBμV/m) = Reading Level (dBμV) + Factor (dB)

Factor (dB) = Cable Loss (dB) + Antenna Factor (dB/m)

Site: AC1	Time: 2016/09/04 - 14:44
Limit: FCC_Part15.209_RE(3m)	Engineer: Kevin Ke
Probe: BBHA9120D_1GHz_18GHz	Polarity: Vertical
EUT: US WI-FI AP 4X4 OD ext. antenna	Power: DC 54V
Test Mode: Transmit by 802.11b at Channel 2412MHz Ant 0	

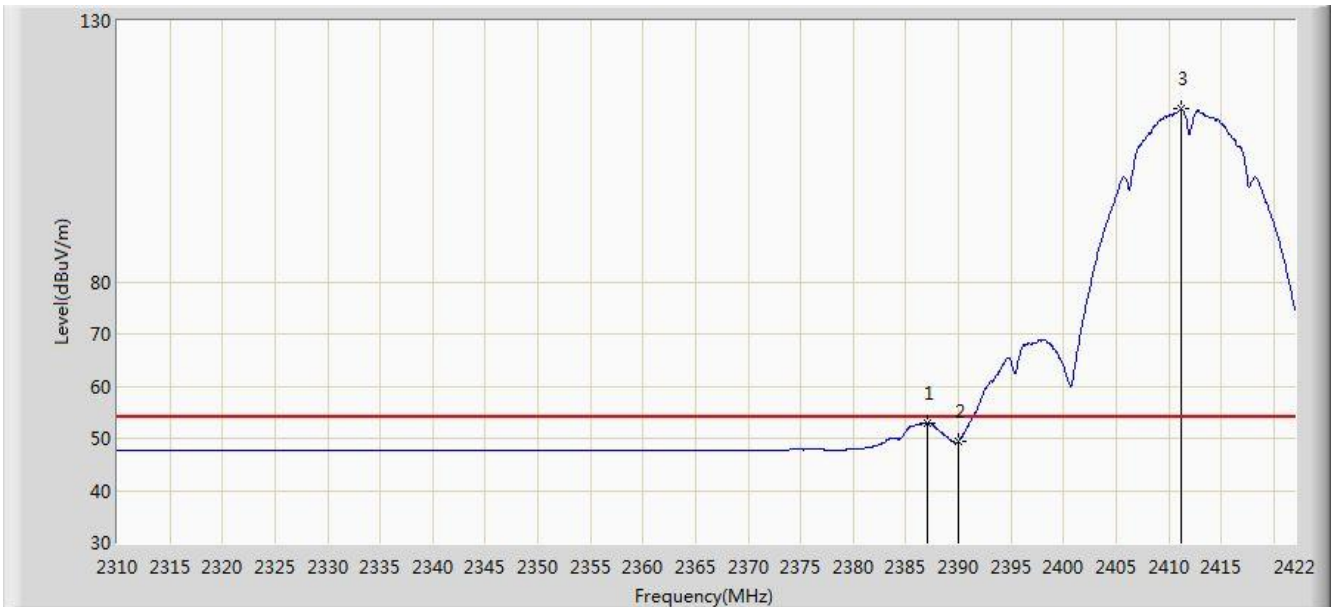


No	Flag	Mark	Frequency (MHz)	Measure Level (dBuV/m)	Reading Level (dBuV)	Margin (dB)	Limit (dBuV/m)	Factor (dB)	Type
1			2386.216	64.428	66.259	-9.572	74.000	-1.832	PK
2			2390.000	63.526	65.368	-10.474	74.000	-1.842	PK
3		*	2410.968	116.559	118.473	N/A	N/A	-1.914	PK

Note: Measure Level (dB μ V/m) = Reading Level (dB μ V) + Factor (dB)

Factor (dB) = Cable Loss (dB) + Antenna Factor (dB/m)

Site: AC1	Time: 2016/09/04 - 14:47
Limit: FCC_Part15.209_RE(3m)	Engineer: Kevin Ke
Probe: BBHA9120D_1GHz_18GHz	Polarity: Vertical
EUT: US WI-FI AP 4X4 OD ext. antenna	Power: DC 54V
Test Mode: Transmit by 802.11b at Channel 2412MHz Ant 0	

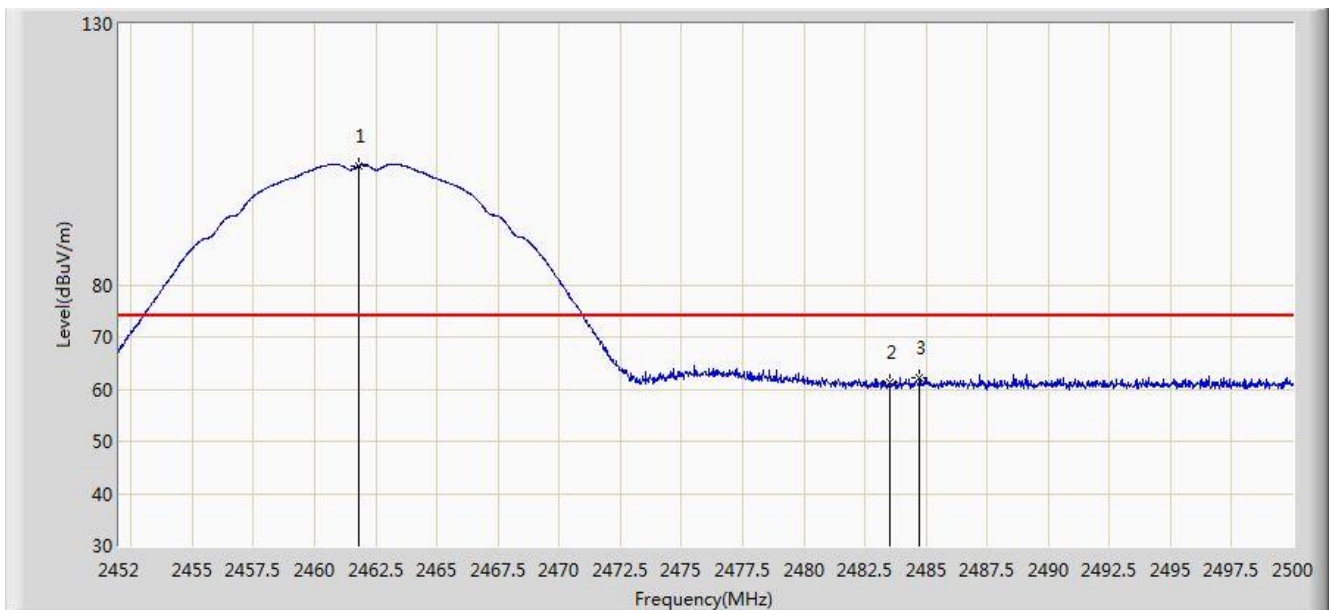


No	Flag	Mark	Frequency (MHz)	Measure Level (dBuV/m)	Reading Level (dBuV)	Margin (dB)	Limit (dBuV/m)	Factor (dB)	Type
1			2387.112	53.009	20.451	-0.991	54.000	32.559	AV
2			2390.000	49.420	16.866	-4.580	54.000	32.554	AV
3		*	2411.192	113.115	80.588	N/A	N/A	32.527	AV

Note: Measure Level (dB μ V/m) = Reading Level (dB μ V) + Factor (dB)

Factor (dB) = Cable Loss (dB) + Antenna Factor (dB/m)

Site: AC1	Time: 2016/09/04 - 14:50
Limit: FCC_Part15.209_RE(3m)	Engineer: Kevin Ke
Probe: BBHA9120D_1GHz_18GHz	Polarity: Horizontal
EUT: US WI-FI AP 4X4 OD ext. antenna	Power: DC 54V
Test Mode: Transmit by 802.11b at Channel 2462MHz Ant 0	



No	Flag	Mark	Frequency (MHz)	Measure Level (dBuV/m)	Reading Level (dBuV)	Margin (dB)	Limit (dBuV/m)	Factor (dB)	Type
1		*	2461.816	102.828	70.312	N/A	N/A	32.516	PK
2			2483.500	61.161	28.580	-12.839	74.000	32.580	PK
3			2484.736	62.287	29.703	-11.713	74.000	32.584	PK

Note: Measure Level (dB μ V/m) = Reading Level (dB μ V) + Factor (dB)

Factor (dB) = Cable Loss (dB) + Antenna Factor (dB/m)

Site: AC1	Time: 2016/09/04 - 14:51
Limit: FCC_Part15.209_RE(3m)	Engineer: Kevin Ke
Probe: BBHA9120D_1GHz_18GHz	Polarity: Horizontal
EUT: US WI-FI AP 4X4 OD ext. antenna	Power: DC 54V
Test Mode: Transmit by 802.11b at Channel 2462MHz Ant 0	

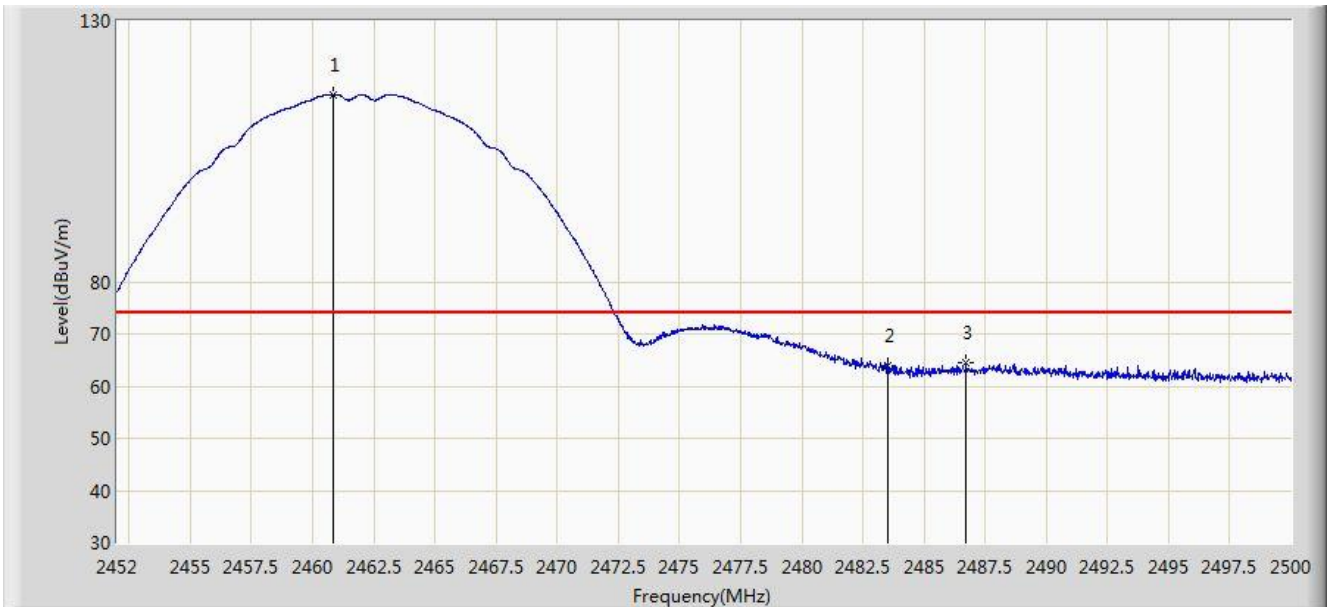


No	Flag	Mark	Frequency (MHz)	Measure Level (dBuV/m)	Reading Level (dBuV)	Margin (dB)	Limit (dBuV/m)	Factor (dB)	Type
1		*	2461.384	99.455	66.940	N/A	N/A	32.516	AV
2			2483.500	47.972	15.391	-6.028	54.000	32.580	AV

Note: Measure Level (dBuV/m) = Reading Level (dBuV) + Factor (dB)

Factor (dB) = Cable Loss (dB) + Antenna Factor (dB/m)

Site: AC1	Time: 2016/09/04 - 14:48
Limit: FCC_Part15.209_RE(3m)	Engineer: Kevin Ke
Probe: BBHA9120D_1GHz_18GHz	Polarity: Vertical
EUT: US WI-FI AP 4X4 OD ext. antenna	Power: DC 54V
Test Mode: Transmit by 802.11b at Channel 2462MHz Ant 0	



No	Flag	Mark	Frequency (MHz)	Measure Level (dBuV/m)	Reading Level (dBuV)	Margin (dB)	Limit (dBuV/m)	Factor (dB)	Type
1		*	2460.856	115.883	83.369	N/A	N/A	32.514	PK
2			2483.500	63.845	31.264	-10.155	74.000	32.580	PK
3			2486.704	64.574	31.984	-9.426	74.000	32.590	PK

Note: Measure Level (dBμV/m) = Reading Level (dBμV) + Factor (dB)

Factor (dB) = Cable Loss (dB) + Antenna Factor (dB/m)

Site: AC1	Time: 2016/09/04 - 14:49
Limit: FCC_Part15.209_RE(3m)	Engineer: Kevin Ke
Probe: BBHA9120D_1GHz_18GHz	Polarity: Vertical
EUT: US WI-FI AP 4X4 OD ext. antenna	Power: DC 54V
Test Mode: Transmit by 802.11b at Channel 2462MHz Ant 0	

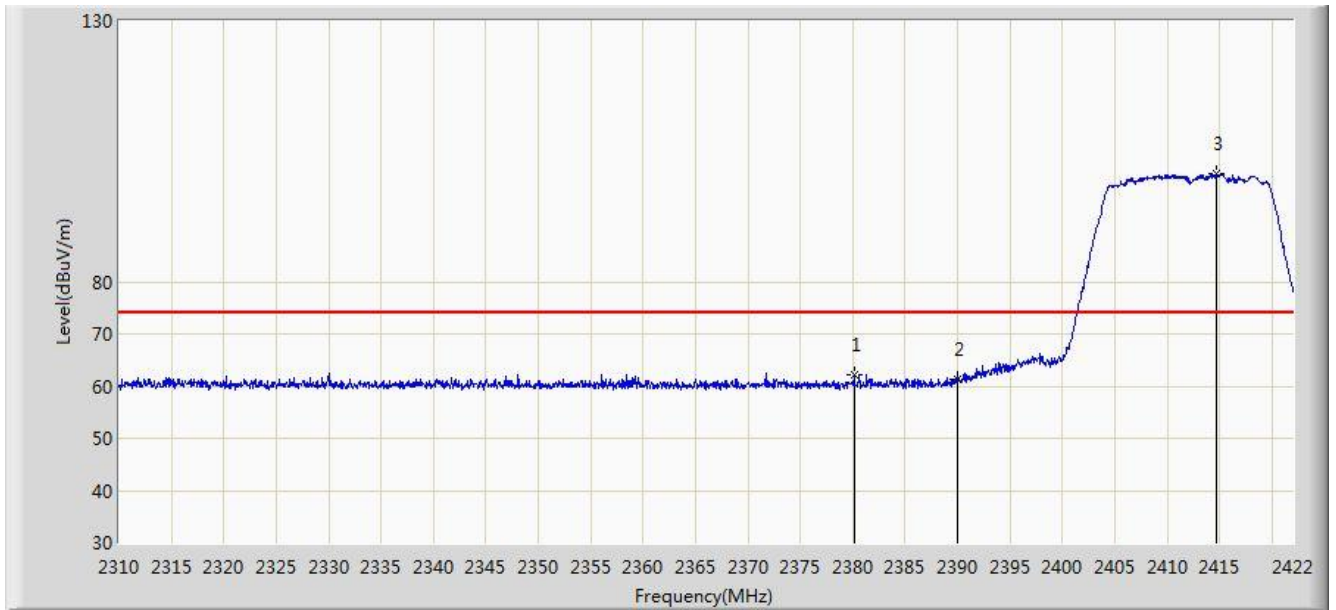


No	Flag	Mark	Frequency (MHz)	Measure Level (dBuV/m)	Reading Level (dBuV)	Margin (dB)	Limit (dBuV/m)	Factor (dB)	Type
1		*	2461.216	112.475	79.960	N/A	N/A	32.515	AV
2			2483.500	50.922	18.341	-3.078	54.000	32.580	AV
3			2486.920	51.186	18.595	-2.814	54.000	32.590	AV

Note: Measure Level (dB μ V/m) = Reading Level (dB μ V) + Factor (dB)

Factor (dB) = Cable Loss (dB) + Antenna Factor (dB/m)

Site: AC1	Time: 2016/09/04 - 14:57
Limit: FCC_Part15.209_RE(3m)	Engineer: Kevin Ke
Probe: BBHA9120D_1GHz_18GHz	Polarity: Horizontal
EUT: US WI-FI AP 4X4 OD ext. antenna	Power: DC 54V
Test Mode: Transmit by 802.11g at Channel 2412MHz Ant 0	

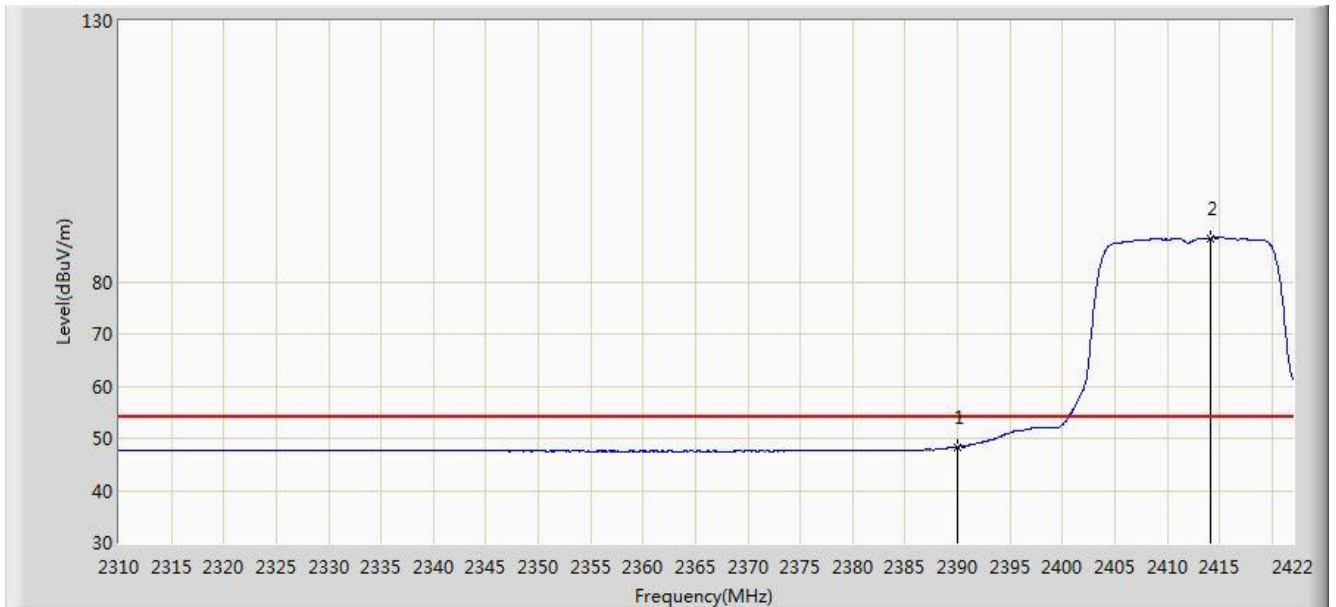


No	Flag	Mark	Frequency (MHz)	Measure Level (dBuV/m)	Reading Level (dBuV)	Margin (dB)	Limit (dBuV/m)	Factor (dB)	Type
1			2380.168	62.267	64.082	-11.733	74.000	-1.815	PK
2			2390.000	61.386	63.228	-12.614	74.000	-1.842	PK
3		*	2414.664	100.673	102.602	N/A	N/A	-1.929	PK

Note: Measure Level (dBμV/m) = Reading Level (dBμV) + Factor (dB)

Factor (dB) = Cable Loss (dB) + Antenna Factor (dB/m)

Site: AC1	Time: 2016/09/04 - 14:58
Limit: FCC_Part15.209_RE(3m)	Engineer: Kevin Ke
Probe: BBHA9120D_1GHz_18GHz	Polarity: Horizontal
EUT: US WI-FI AP 4X4 OD ext. antenna	Power: DC 54V
Test Mode: Transmit by 802.11g at Channel 2412MHz Ant 0	

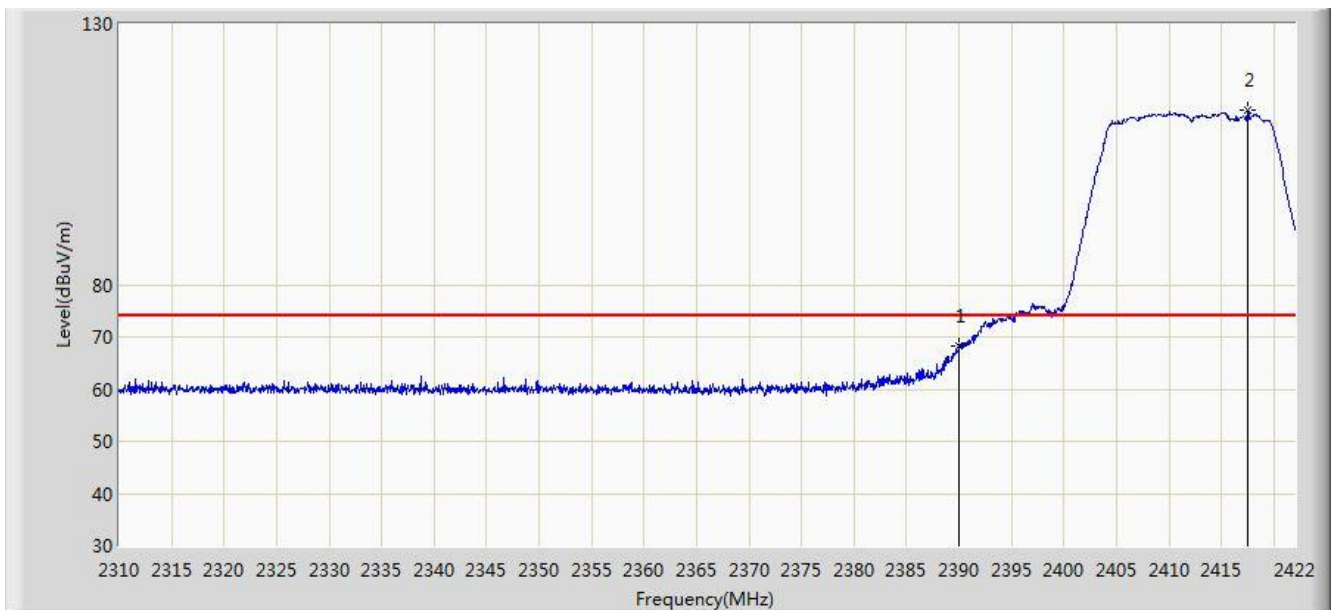


No	Flag	Mark	Frequency (MHz)	Measure Level (dBuV/m)	Reading Level (dBuV)	Margin (dB)	Limit (dBuV/m)	Factor (dB)	Type
1			2390.000	48.312	15.758	-5.688	54.000	32.554	AV
2		*	2414.104	88.286	55.763	N/A	N/A	32.524	AV

Note: Measure Level (dB μ V/m) = Reading Level (dB μ V) + Factor (dB)

Factor (dB) = Cable Loss (dB) + Antenna Factor (dB/m)

Site: AC1	Time: 2016/09/04 - 14:56
Limit: FCC_Part15.209_RE(3m)	Engineer: Kevin Ke
Probe: BBHA9120D_1GHz_18GHz	Polarity: Vertical
EUT: US WI-FI AP 4X4 OD ext. antenna	Power: DC 54V
Test Mode: Transmit by 802.11g at Channel 2412MHz Ant 0	

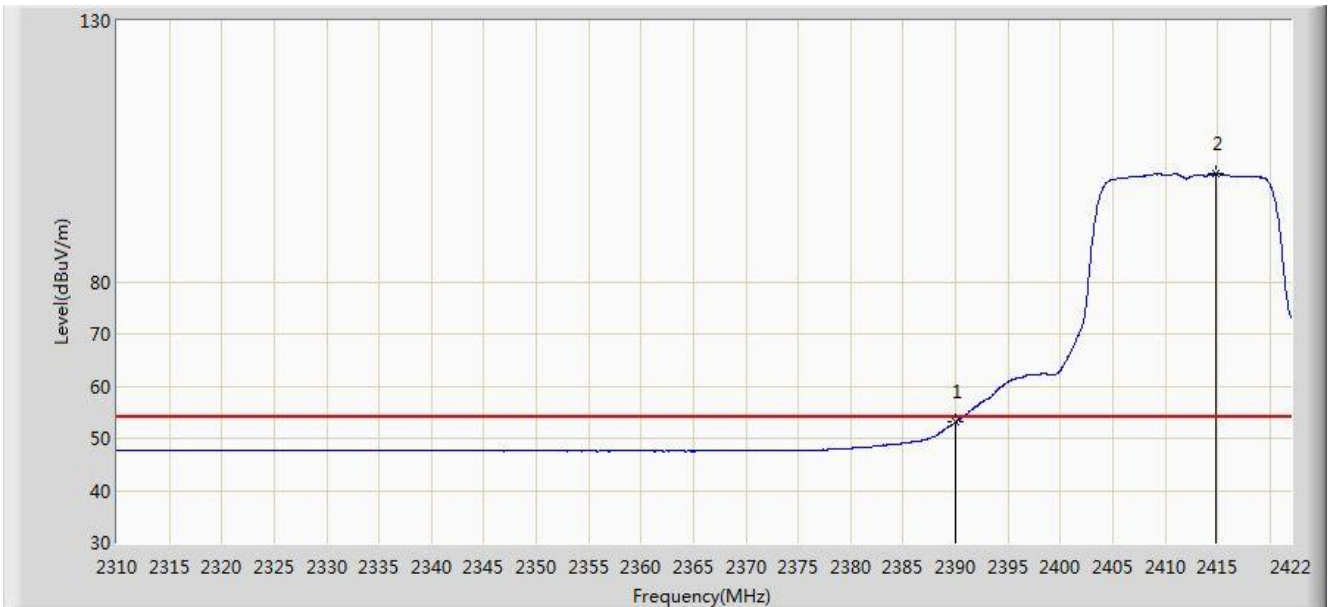


No	Flag	Mark	Frequency (MHz)	Measure Level (dBuV/m)	Reading Level (dBuV)	Margin (dB)	Limit (dBuV/m)	Factor (dB)	Type
1			2390.000	68.188	35.634	-5.812	74.000	32.554	PK
2		*	2417.464	113.466	80.947	N/A	N/A	32.519	PK

Note: Measure Level (dB μ V/m) = Reading Level (dB μ V) + Factor (dB)

Factor (dB) = Cable Loss (dB) + Antenna Factor (dB/m)

Site: AC1	Time: 2016/09/04 - 14:56
Limit: FCC_Part15.209_RE(3m)	Engineer: Kevin Ke
Probe: BBHA9120D_1GHz_18GHz	Polarity: Vertical
EUT: US WI-FI AP 4X4 OD ext. antenna	Power: DC 54V
Test Mode: Transmit by 802.11g at Channel 2412MHz Ant 0	

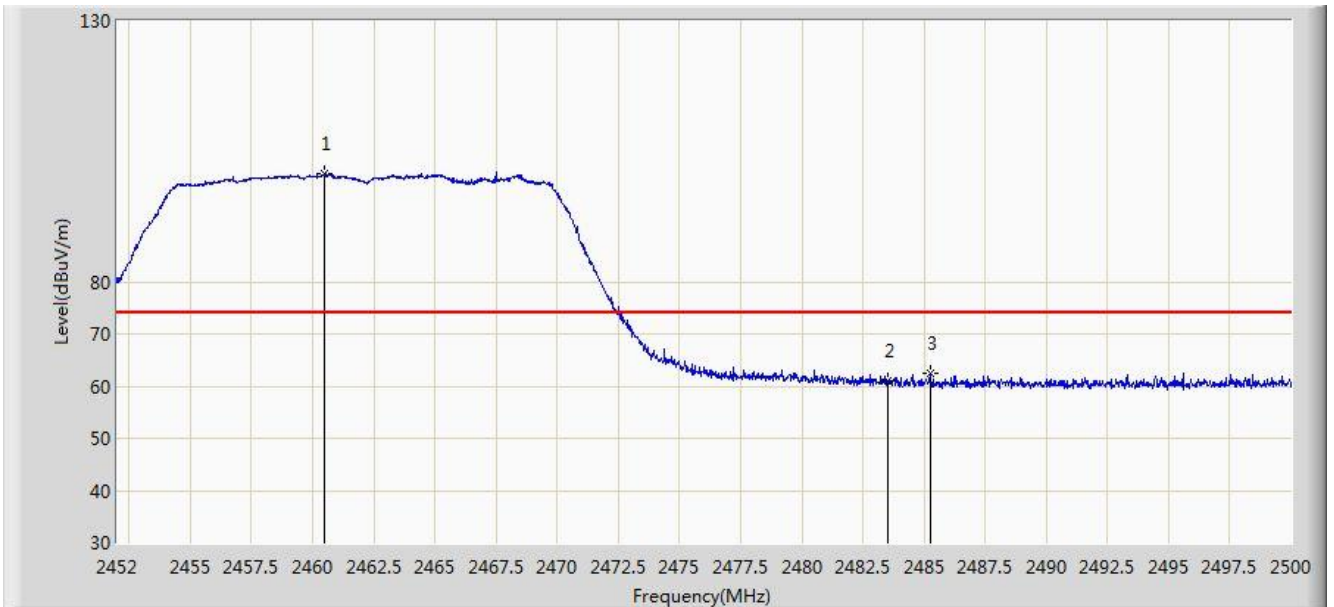


No	Flag	Mark	Frequency (MHz)	Measure Level (dBuV/m)	Reading Level (dBuV)	Margin (dB)	Limit (dBuV/m)	Factor (dB)	Type
1			2390.000	53.051	20.497	-0.949	54.000	32.554	AV
2		*	2414.832	100.666	68.144	N/A	N/A	32.522	AV

Note: Measure Level (dBμV/m) = Reading Level (dBμV) + Factor (dB)

Factor (dB) = Cable Loss (dB) + Antenna Factor (dB/m)

Site: AC1	Time: 2016/09/04 - 15:02
Limit: FCC_Part15.209_RE(3m)	Engineer: Kevin Ke
Probe: BBHA9120D_1GHz_18GHz	Polarity: Horizontal
EUT: US WI-FI AP 4X4 OD ext. antenna	Power: DC 54V
Test Mode: Transmit by 802.11g at Channel 2462MHz Ant 0	

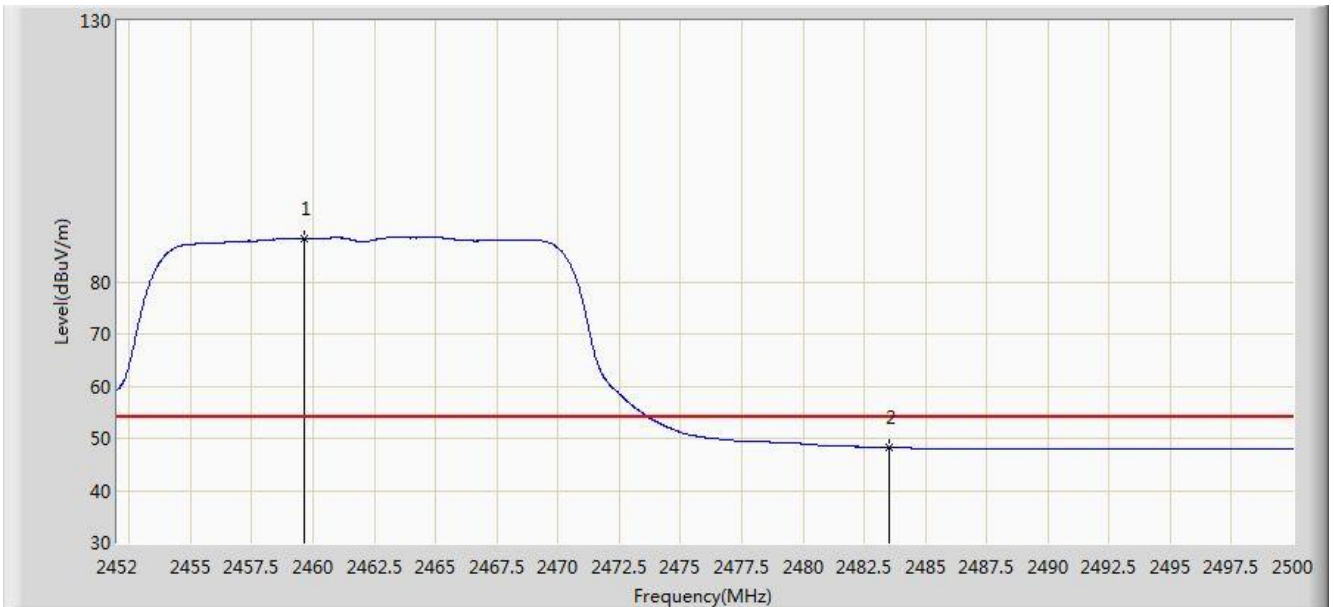


No	Flag	Mark	Frequency (MHz)	Measure Level (dBuV/m)	Reading Level (dBuV)	Margin (dB)	Limit (dBuV/m)	Factor (dB)	Type
1		*	2460.472	100.834	68.320	N/A	N/A	32.514	PK
2			2483.500	60.940	28.359	-13.060	74.000	32.580	PK
3			2485.240	62.366	29.780	-11.634	74.000	32.585	PK

Note: Measure Level (dB μ V/m) = Reading Level (dB μ V) + Factor (dB)

Factor (dB) = Cable Loss (dB) + Antenna Factor (dB/m)

Site: AC1	Time: 2016/09/04 - 15:03
Limit: FCC_Part15.209_RE(3m)	Engineer: Kevin Ke
Probe: BBHA9120D_1GHz_18GHz	Polarity: Horizontal
EUT: US WI-FI AP 4X4 OD ext. antenna	Power: DC 54V
Test Mode: Transmit by 802.11g at Channel 2462MHz Ant 0	

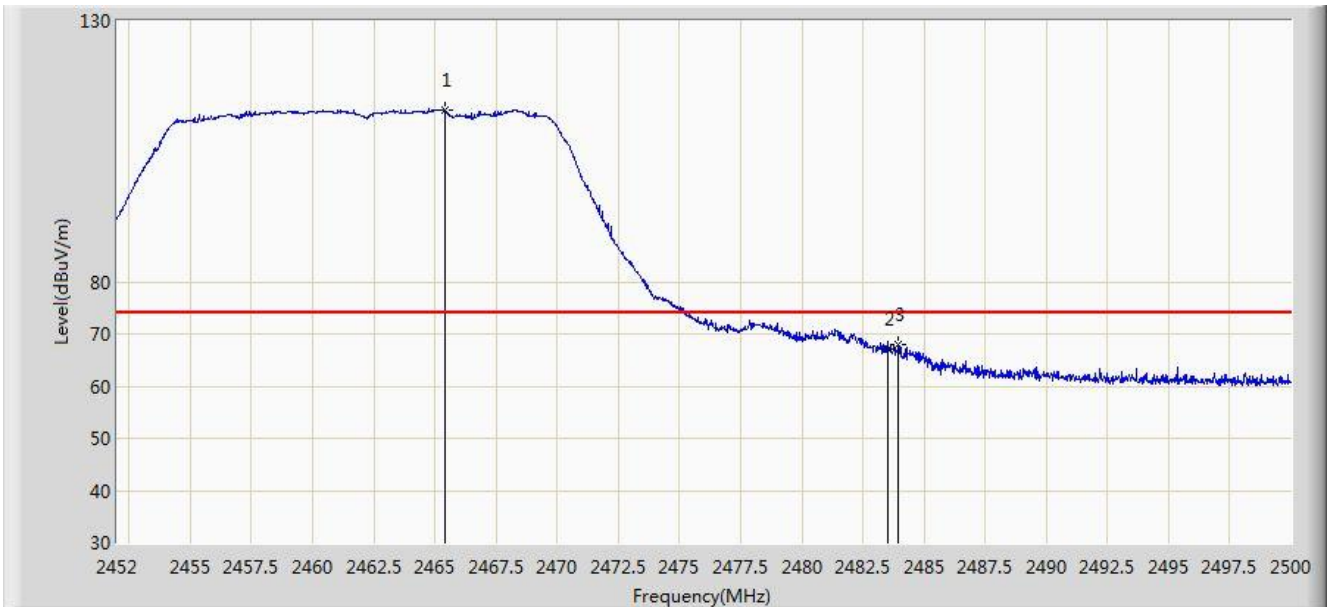


No	Flag	Mark	Frequency (MHz)	Measure Level (dBuV/m)	Reading Level (dBuV)	Margin (dB)	Limit (dBuV/m)	Factor (dB)	Type
1		*	2459.656	88.275	55.763	N/A	N/A	32.513	AV
2			2483.500	48.189	15.608	-5.811	54.000	32.580	AV

Note: Measure Level (dB μ V/m) = Reading Level (dB μ V) + Factor (dB)

Factor (dB) = Cable Loss (dB) + Antenna Factor (dB/m)

Site: AC1	Time: 2016/09/04 - 15:02
Limit: FCC_Part15.209_RE(3m)	Engineer: Kevin Ke
Probe: BBHA9120D_1GHz_18GHz	Polarity: Vertical
EUT: US WI-FI AP 4X4 OD ext. antenna	Power: DC 54V
Test Mode: Transmit by 802.11g at Channel 2462MHz Ant 0	

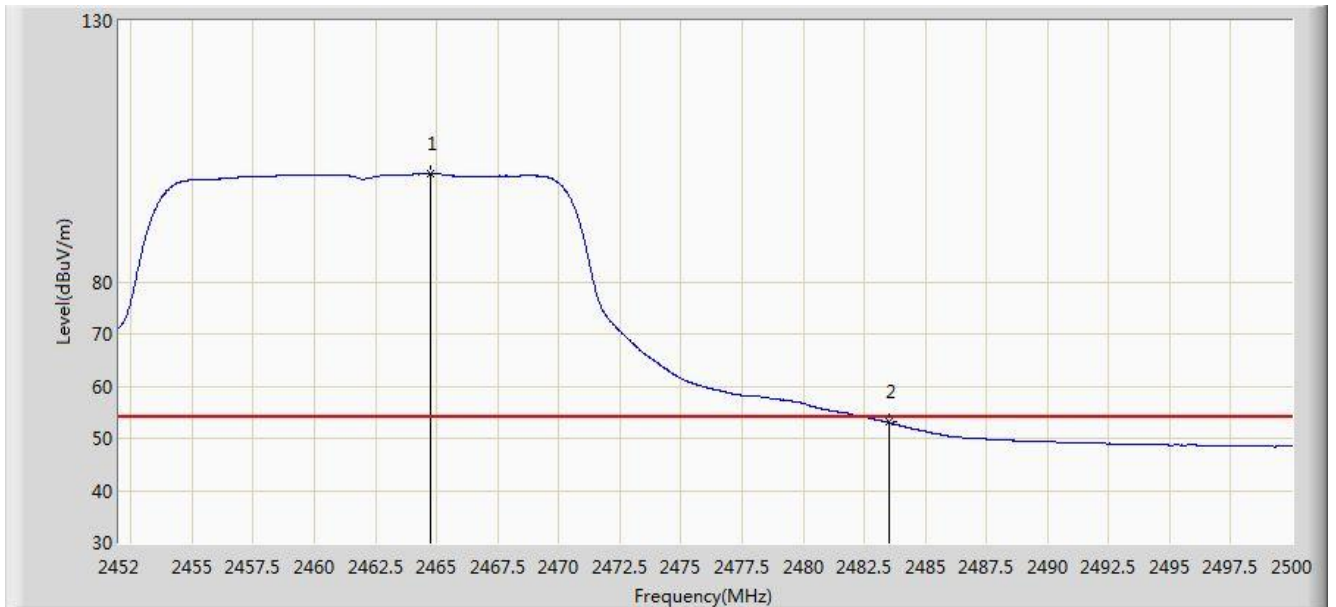


No	Flag	Mark	Frequency (MHz)	Measure Level (dBuV/m)	Reading Level (dBuV)	Margin (dB)	Limit (dBuV/m)	Factor (dB)	Type
1		*	2465.416	112.794	80.268	N/A	N/A	32.526	PK
2			2483.500	67.177	34.596	-6.823	74.000	32.580	PK
3			2483.944	68.064	35.482	-5.936	74.000	32.582	PK

Note: Measure Level (dBμV/m) = Reading Level (dBμV) + Factor (dB)

Factor (dB) = Cable Loss (dB) + Antenna Factor (dB/m)

Site: AC1	Time: 2016/09/04 - 15:01
Limit: FCC_Part15.209_RE(3m)	Engineer: Kevin Ke
Probe: BBHA9120D_1GHz_18GHz	Polarity: Vertical
EUT: US WI-FI AP 4X4 OD ext. antenna	Power: DC 54V
Test Mode: Transmit by 802.11g at Channel 2462MHz Ant 0	

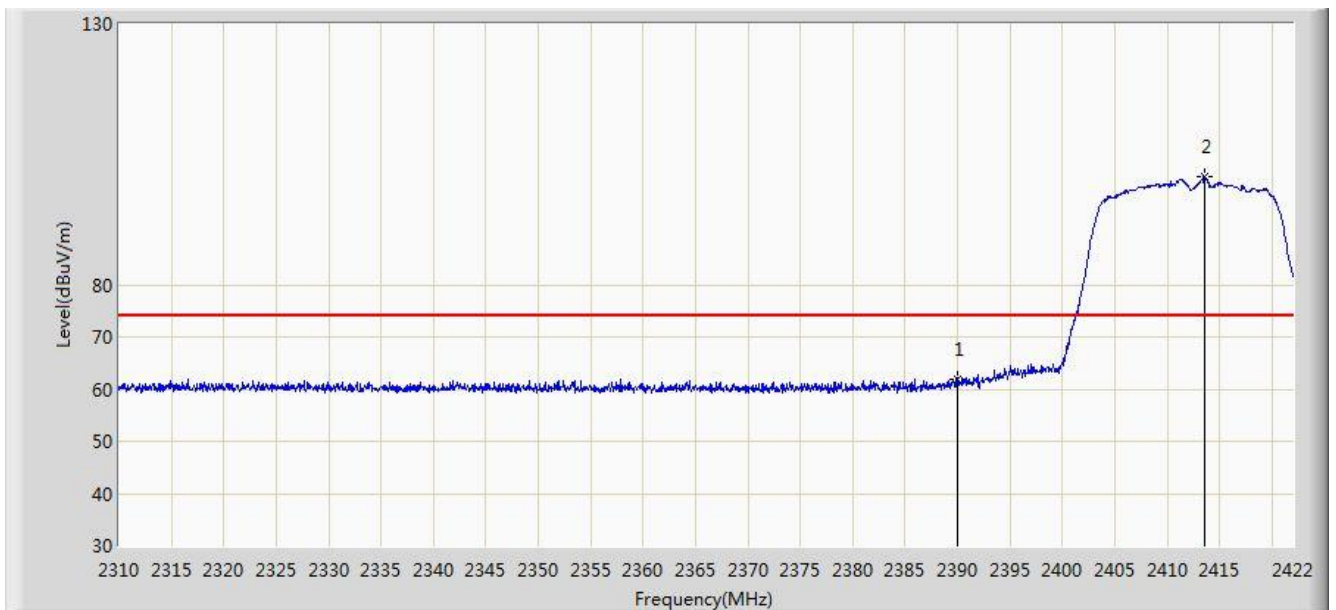


No	Flag	Mark	Frequency (MHz)	Measure Level (dBuV/m)	Reading Level (dBuV)	Margin (dB)	Limit (dBuV/m)	Factor (dB)	Type
1		*	2464.744	100.729	68.205	N/A	N/A	32.525	AV
2			2483.500	53.069	20.488	-0.931	54.000	32.580	AV

Note: Measure Level (dB μ V/m) = Reading Level (dB μ V) + Factor (dB)

Factor (dB) = Cable Loss (dB) + Antenna Factor (dB/m)

Site: AC1	Time: 2016/09/04 - 15:06
Limit: FCC_Part15.209_RE(3m)	Engineer: Kevin Ke
Probe: BBHA9120D_1GHz_18GHz	Polarity: Horizontal
EUT: US WI-FI AP 4X4 OD ext. antenna	Power: DC 54V
Test Mode: Transmit by 802.11n-HT20 at Channel 2412MHz Ant 0	

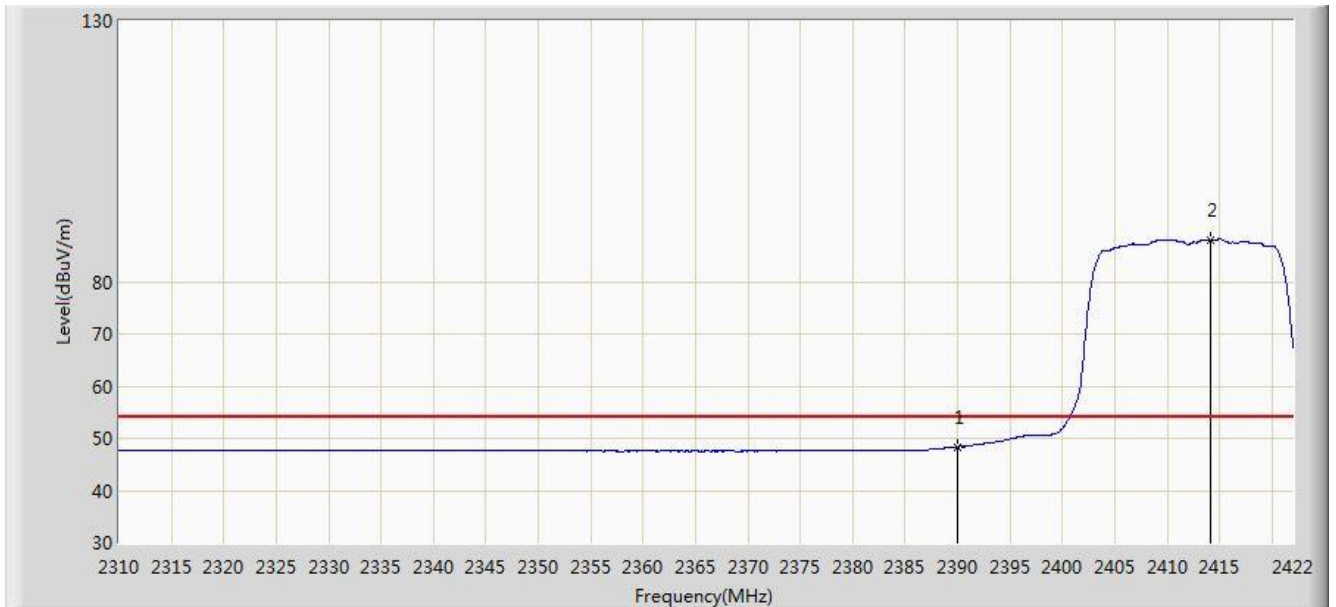


No	Flag	Mark	Frequency (MHz)	Measure Level (dBuV/m)	Reading Level (dBuV)	Margin (dB)	Limit (dBuV/m)	Factor (dB)	Type
1			2390.000	61.897	29.343	-12.103	74.000	32.554	PK
2		*	2413.544	100.688	68.164	N/A	N/A	32.524	PK

Note: Measure Level (dBμV/m) = Reading Level (dBμV) + Factor (dB)

Factor (dB) = Cable Loss (dB) + Antenna Factor (dB/m)

Site: AC1	Time: 2016/09/04 - 15:07
Limit: FCC_Part15.209_RE(3m)	Engineer: Kevin Ke
Probe: BBHA9120D_1GHz_18GHz	Polarity: Horizontal
EUT: US WI-FI AP 4X4 OD ext. antenna	Power: DC 54V
Test Mode: Transmit by 802.11n-HT20 at Channel 2412MHz Ant 0	

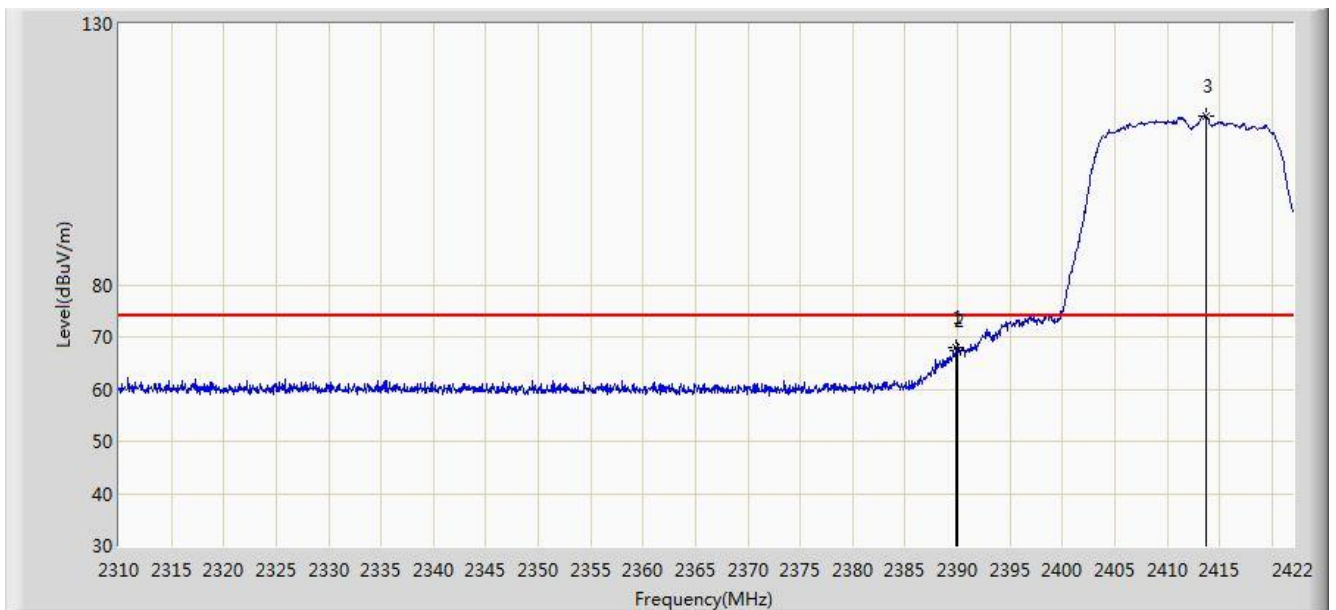


No	Flag	Mark	Frequency (MHz)	Measure Level (dBuV/m)	Reading Level (dBuV)	Margin (dB)	Limit (dBuV/m)	Factor (dB)	Type
1			2390.000	48.370	15.816	-5.630	54.000	32.554	AV
2		*	2414.104	88.076	55.553	N/A	N/A	32.524	AV

Note: Measure Level (dB μ V/m) = Reading Level (dB μ V) + Factor (dB)

Factor (dB) = Cable Loss (dB) + Antenna Factor (dB/m)

Site: AC1	Time: 2016/09/04 - 15:06
Limit: FCC_Part15.209_RE(3m)	Engineer: Kevin Ke
Probe: BBHA9120D_1GHz_18GHz	Polarity: Vertical
EUT: US WI-FI AP 4X4 OD ext. antenna	Power: DC 54V
Test Mode: Transmit by 802.11n-HT20 at Channel 2412MHz Ant 0	

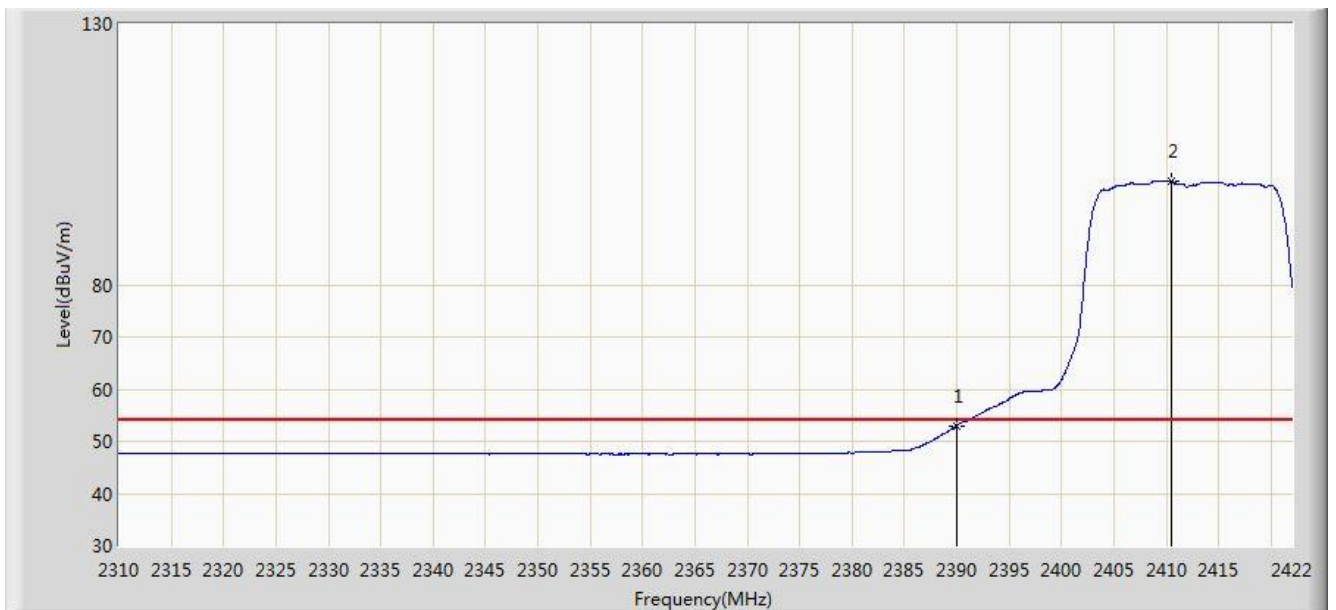


No	Flag	Mark	Frequency (MHz)	Measure Level (dBuV/m)	Reading Level (dBuV)	Margin (dB)	Limit (dBuV/m)	Factor (dB)	Type
1			2389.856	68.094	35.539	-5.906	74.000	32.555	PK
2			2390.000	67.332	34.778	-6.668	74.000	32.554	PK
3		*	2413.656	112.246	79.722	N/A	N/A	32.524	PK

Note: Measure Level (dBμV/m) = Reading Level (dBμV) + Factor (dB)

Factor (dB) = Cable Loss (dB) + Antenna Factor (dB/m)

Site: AC1	Time: 2016/09/04 - 15:05
Limit: FCC_Part15.209_RE(3m)	Engineer: Kevin Ke
Probe: BBHA9120D_1GHz_18GHz	Polarity: Vertical
EUT: US WI-FI AP 4X4 OD ext. antenna	Power: DC 54V
Test Mode: Transmit by 802.11n-HT20 at Channel 2412MHz Ant 0	

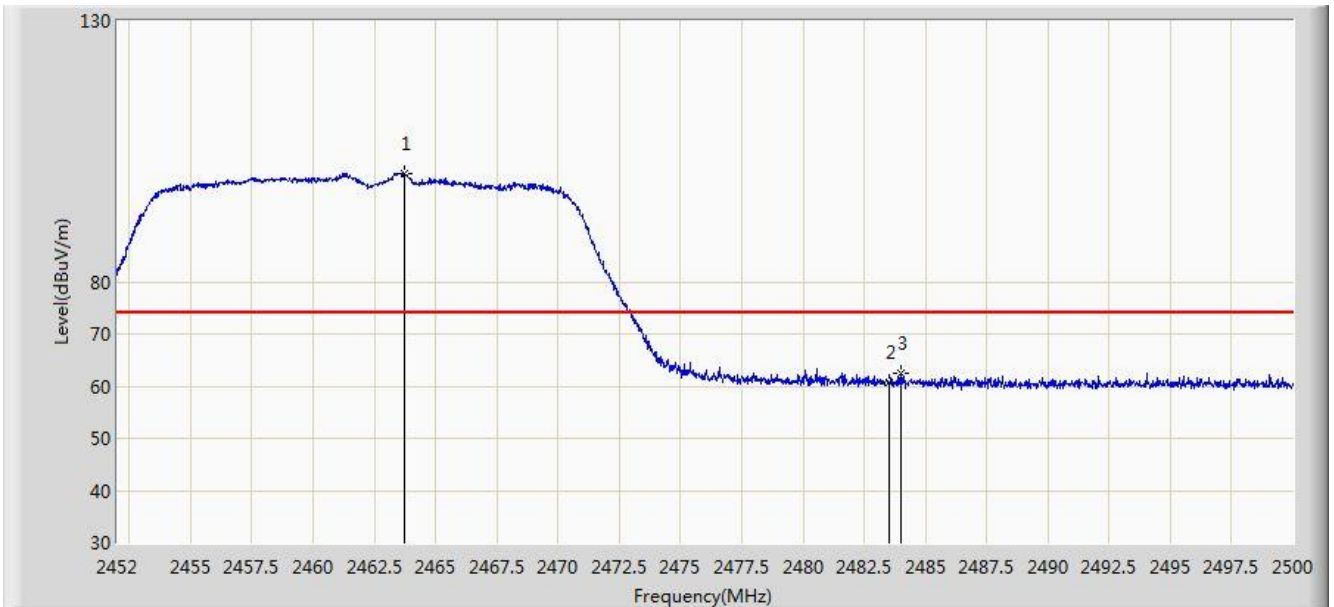


No	Flag	Mark	Frequency (MHz)	Measure Level (dBuV/m)	Reading Level (dBuV)	Margin (dB)	Limit (dBuV/m)	Factor (dB)	Type
1			2390.000	53.039	20.485	-0.961	54.000	32.554	AV
2		*	2410.464	99.842	67.314	N/A	N/A	32.527	AV

Note: Measure Level (dB μ V/m) = Reading Level (dB μ V) + Factor (dB)

Factor (dB) = Cable Loss (dB) + Antenna Factor (dB/m)

Site: AC1	Time: 2016/09/04 - 15:11
Limit: FCC_Part15.209_RE(3m)	Engineer: Kevin Ke
Probe: BBHA9120D_1GHz_18GHz	Polarity: Horizontal
EUT: US WI-FI AP 4X4 OD ext. antenna	Power: DC 54V
Test Mode: Transmit by 802.11n-HT20 at Channel 2462MHz Ant 0	

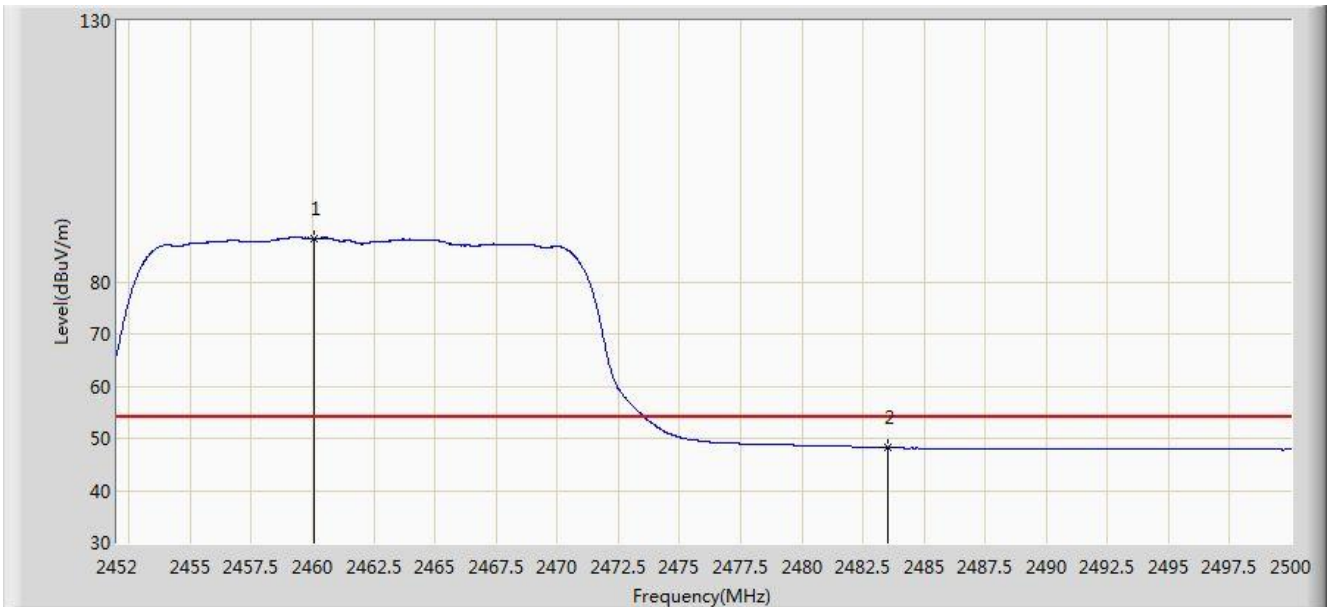


No	Flag	Mark	Frequency (MHz)	Measure Level (dBuV/m)	Reading Level (dBuV)	Margin (dB)	Limit (dBuV/m)	Factor (dB)	Type
1		*	2463.712	100.713	68.192	N/A	N/A	32.521	PK
2			2483.500	60.590	28.009	-13.410	74.000	32.580	PK
3			2484.016	62.374	29.792	-11.626	74.000	32.582	PK

Note: Measure Level (dBμV/m) = Reading Level (dBμV) + Factor (dB)

Factor (dB) = Cable Loss (dB) + Antenna Factor (dB/m)

Site: AC1	Time: 2016/09/04 - 15:12
Limit: FCC_Part15.209_RE(3m)	Engineer: Kevin Ke
Probe: BBHA9120D_1GHz_18GHz	Polarity: Horizontal
EUT: US WI-FI AP 4X4 OD ext. antenna	Power: DC 54V
Test Mode: Transmit by 802.11n-HT20 at Channel 2462MHz Ant 0	

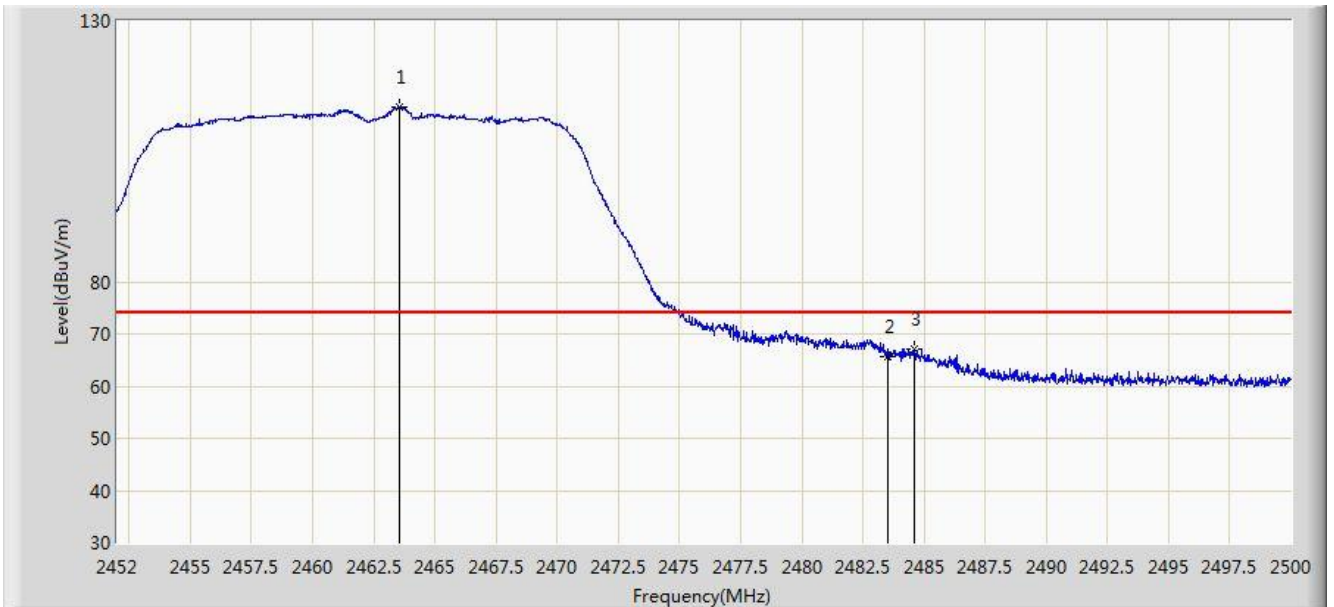


No	Flag	Mark	Frequency (MHz)	Measure Level (dBuV/m)	Reading Level (dBuV)	Margin (dB)	Limit (dBuV/m)	Factor (dB)	Type
1		*	2460.040	88.327	55.814	N/A	N/A	32.513	AV
2			2483.500	48.271	15.690	-5.729	54.000	32.580	AV

Note: Measure Level (dBμV/m) = Reading Level (dBμV) + Factor (dB)

Factor (dB) = Cable Loss (dB) + Antenna Factor (dB/m)

Site: AC1	Time: 2016/09/04 - 15:10
Limit: FCC_Part15.209_RE(3m)	Engineer: Kevin Ke
Probe: BBHA9120D_1GHz_18GHz	Polarity: Vertical
EUT: US WI-FI AP 4X4 OD ext. antenna	Power: DC 54V
Test Mode: Transmit by 802.11n-HT20 at Channel 2462MHz Ant 0	

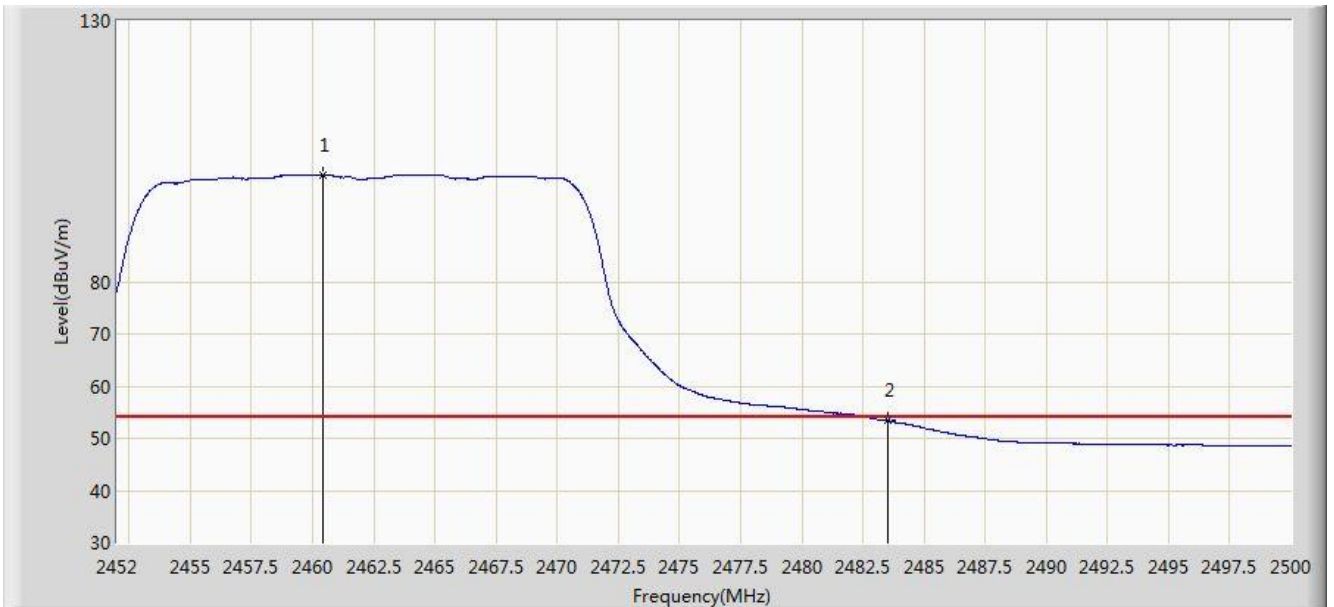


No	Flag	Mark	Frequency (MHz)	Measure Level (dBuV/m)	Reading Level (dBuV)	Margin (dB)	Limit (dBuV/m)	Factor (dB)	Type
1		*	2463.544	113.439	80.918	N/A	N/A	32.521	PK
2			2483.500	65.670	33.089	-8.330	74.000	32.580	PK
3			2484.616	67.165	34.581	-6.835	74.000	32.584	PK

Note: Measure Level (dB μ V/m) = Reading Level (dB μ V) + Factor (dB)

Factor (dB) = Cable Loss (dB) + Antenna Factor (dB/m)

Site: AC1	Time: 2016/09/04 - 15:10
Limit: FCC_Part15.209_RE(3m)	Engineer: Kevin Ke
Probe: BBHA9120D_1GHz_18GHz	Polarity: Vertical
EUT: US WI-FI AP 4X4 OD ext. antenna	Power: DC 54V
Test Mode: Transmit by 802.11n-HT20 at Channel 2462MHz Ant 0	

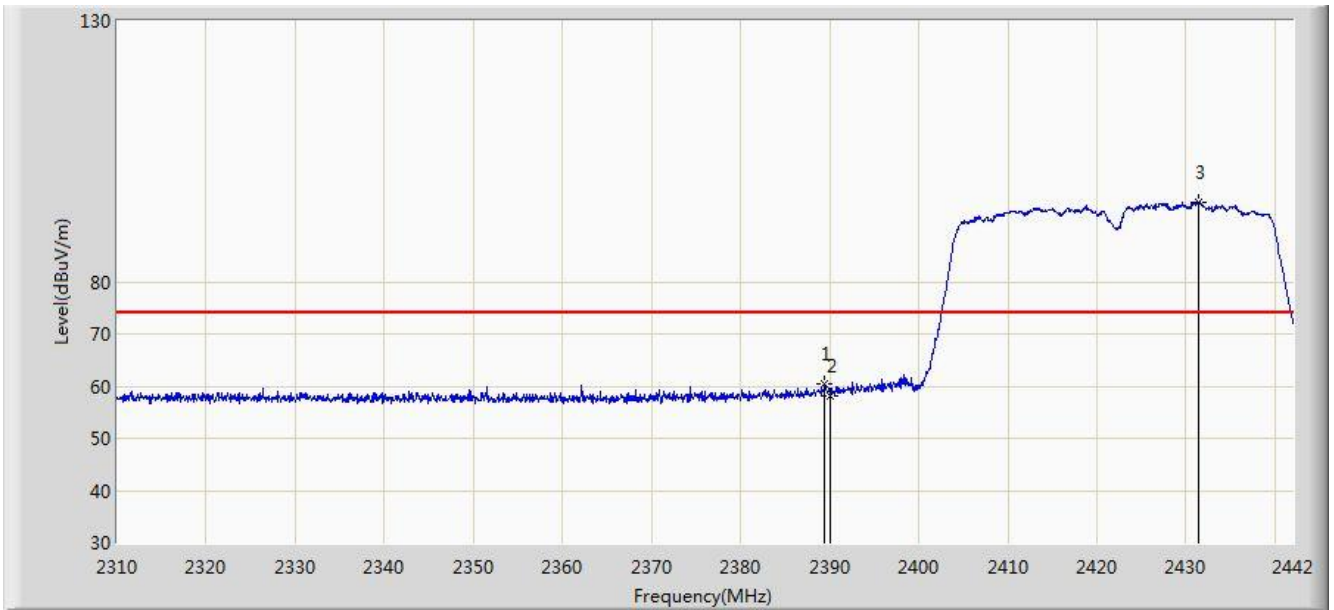


No	Flag	Mark	Frequency (MHz)	Measure Level (dBuV/m)	Reading Level (dBuV)	Margin (dB)	Limit (dBuV/m)	Factor (dB)	Type
1		*	2460.400	100.515	68.001	N/A	N/A	32.513	AV
2			2483.500	53.339	20.758	-0.661	54.000	32.580	AV

Note: Measure Level (dBμV/m) = Reading Level (dBμV) + Factor (dB)

Factor (dB) = Cable Loss (dB) + Antenna Factor (dB/m)

Site: AC1	Time: 2016/09/04 - 15:16
Limit: FCC_Part15.209_RE(3m)	Engineer: Kevin Ke
Probe: BBHA9120D_1GHz_18GHz	Polarity: Horizontal
EUT: US WI-FI AP 4X4 OD ext. antenna	Power: DC 54V
Test Mode: Transmit by 802.11n-HT40 at Channel 2422MHz Ant 0	

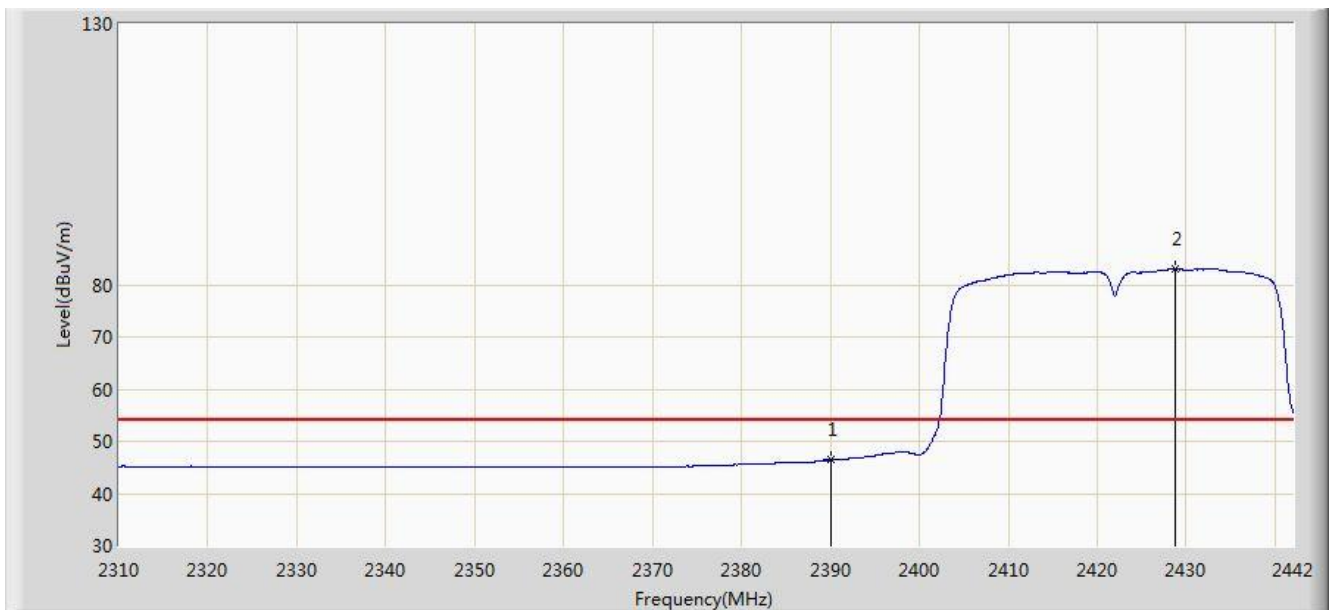


No	Flag	Mark	Frequency (MHz)	Measure Level (dBuV/m)	Reading Level (dBuV)	Margin (dB)	Limit (dBuV/m)	Factor (dB)	Type
1			2389.464	60.322	27.767	-13.678	74.000	32.555	PK
2			2390.000	58.113	25.559	-15.887	74.000	32.554	PK
3		*	2431.440	95.148	62.646	N/A	N/A	32.503	PK

Note: Measure Level (dBμV/m) = Reading Level (dBμV) + Factor (dB)

Factor (dB) = Cable Loss (dB) + Antenna Factor (dB/m)

Site: AC1	Time: 2016/09/04 - 15:17
Limit: FCC_Part15.209_RE(3m)	Engineer: Kevin Ke
Probe: BBHA9120D_1GHz_18GHz	Polarity: Horizontal
EUT: US WI-FI AP 4X4 OD ext. antenna	Power: DC 54V
Test Mode: Transmit by 802.11n-HT40 at Channel 2422MHz Ant 0	

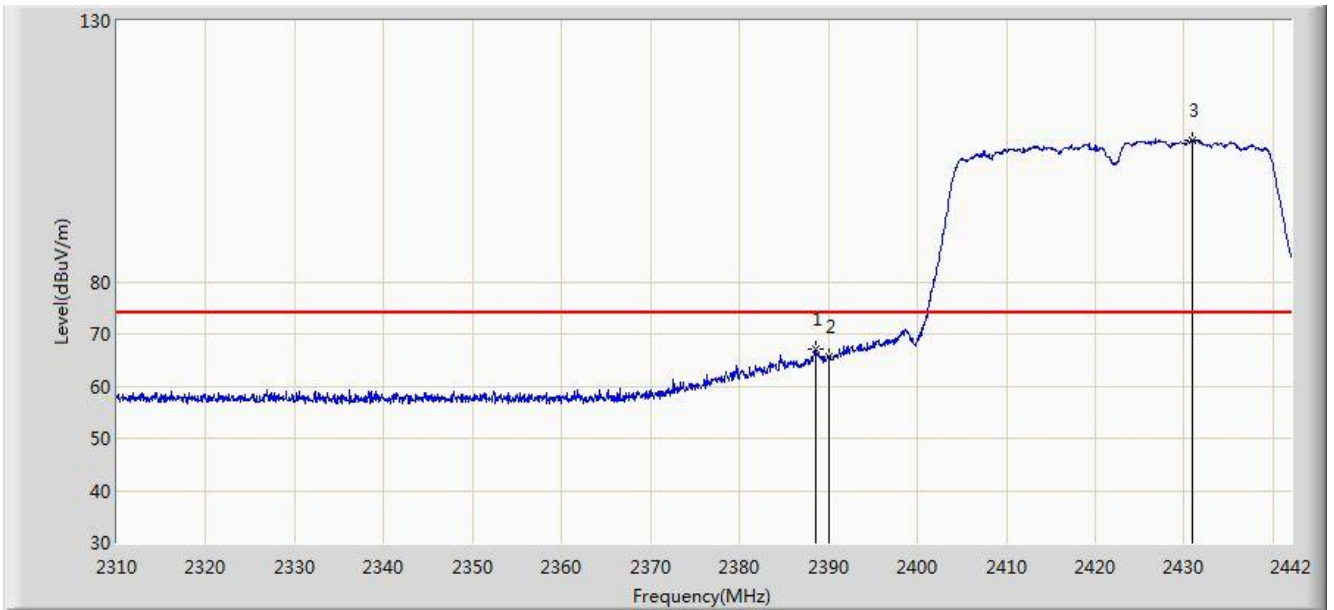


No	Flag	Mark	Frequency (MHz)	Measure Level (dBuV/m)	Reading Level (dBuV)	Margin (dB)	Limit (dBuV/m)	Factor (dB)	Type
1			2390.000	46.435	13.881	-7.565	54.000	32.554	AV
2		*	2428.800	82.964	50.458	N/A	N/A	32.506	AV

Note: Measure Level (dBuV/m) = Reading Level (dBuV) + Factor (dB)

Factor (dB) = Cable Loss (dB) + Antenna Factor (dB/m)

Site: AC1	Time: 2016/09/04 - 15:15
Limit: FCC_Part15.209_RE(3m)	Engineer: Kevin Ke
Probe: BBHA9120D_1GHz_18GHz	Polarity: Vertical
EUT: US WI-FI AP 4X4 OD ext. antenna	Power: DC 54V
Test Mode: Transmit by 802.11n-HT40 at Channel 2422MHz Ant 0	

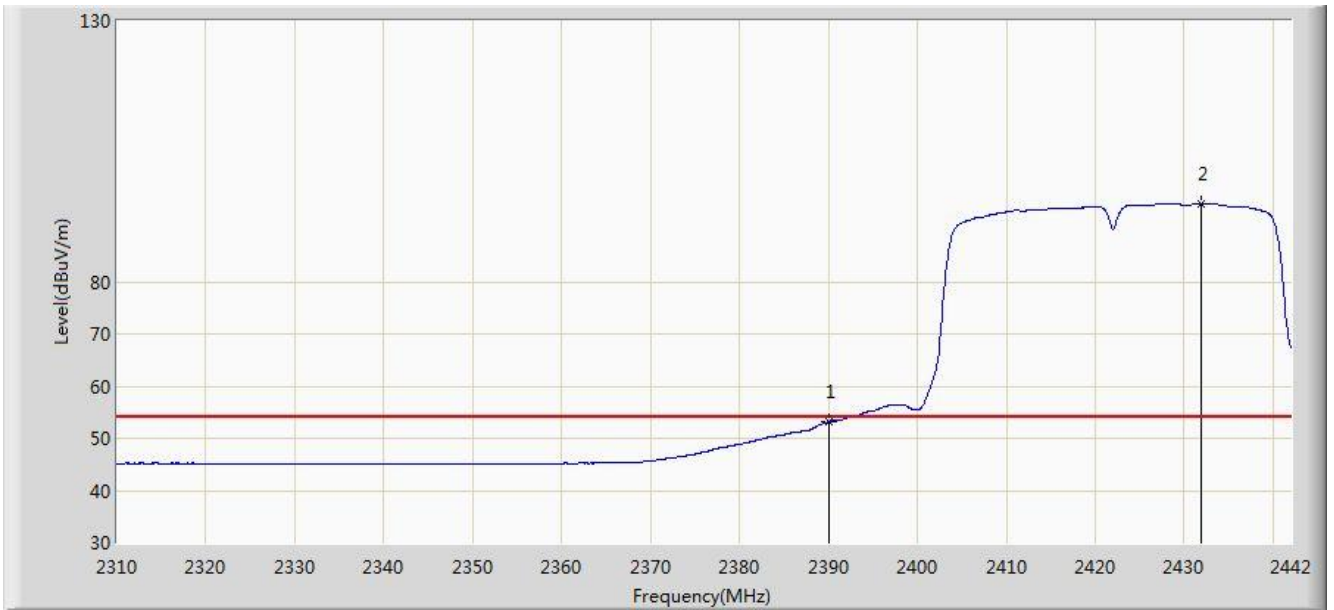


No	Flag	Mark	Frequency (MHz)	Measure Level (dBuV/m)	Reading Level (dBuV)	Margin (dB)	Limit (dBuV/m)	Factor (dB)	Type
1			2388.606	67.140	34.584	-6.860	74.000	32.556	PK
2			2390.000	65.556	33.002	-8.444	74.000	32.554	PK
3		*	2430.978	107.182	74.679	N/A	N/A	32.503	PK

Note: Measure Level (dBμV/m) = Reading Level (dBμV) + Factor (dB)

Factor (dB) = Cable Loss (dB) + Antenna Factor (dB/m)

Site: AC1	Time: 2016/09/04 - 15:15
Limit: FCC_Part15.209_RE(3m)	Engineer: Kevin Ke
Probe: BBHA9120D_1GHz_18GHz	Polarity: Vertical
EUT: US WI-FI AP 4X4 OD ext. antenna	Power: DC 54V
Test Mode: Transmit by 802.11n-HT40 at Channel 2422MHz Ant 0	

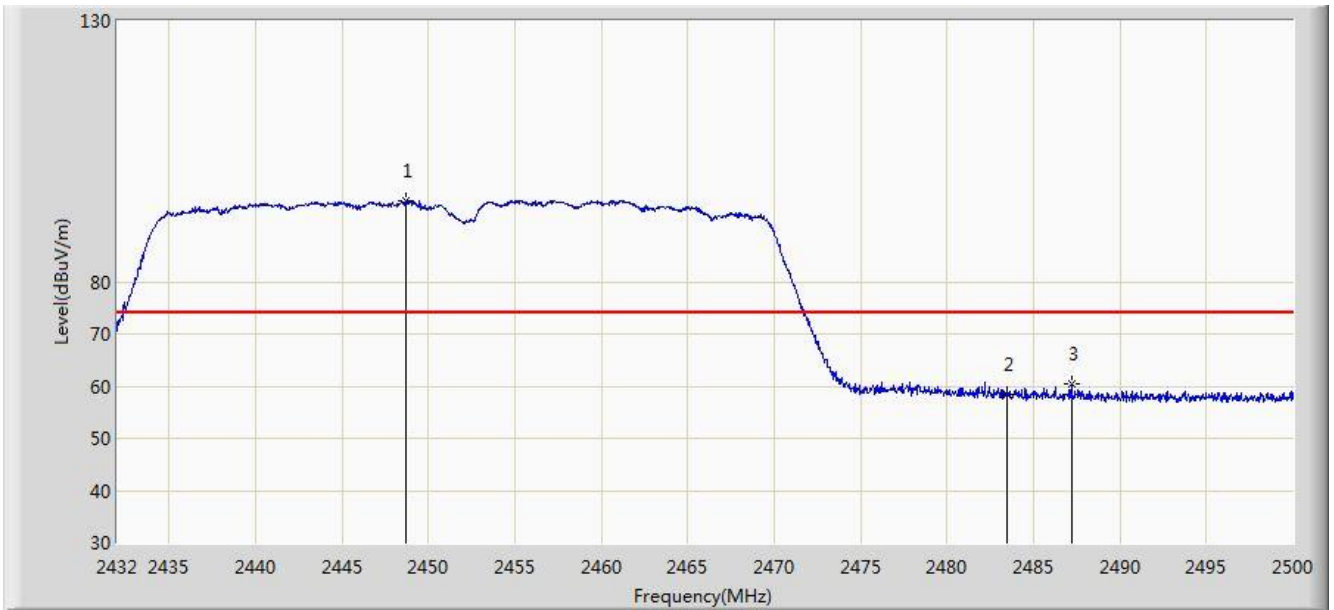


No	Flag	Mark	Frequency (MHz)	Measure Level (dBuV/m)	Reading Level (dBuV)	Margin (dB)	Limit (dBuV/m)	Factor (dB)	Type
1			2390.000	53.131	20.577	-0.869	54.000	32.554	AV
2		*	2431.902	94.828	62.326	N/A	N/A	32.502	AV

Note: Measure Level (dBμV/m) = Reading Level (dBμV) + Factor (dB)

Factor (dB) = Cable Loss (dB) + Antenna Factor (dB/m)

Site: AC1	Time: 2016/09/04 - 15:20
Limit: FCC_Part15.209_RE(3m)	Engineer: Kevin Ke
Probe: BBHA9120D_1GHz_18GHz	Polarity: Horizontal
EUT: US WI-FI AP 4X4 OD ext. antenna	Power: DC 54V
Test Mode: Transmit by 802.11n-HT40 at Channel 2452MHz Ant 0	

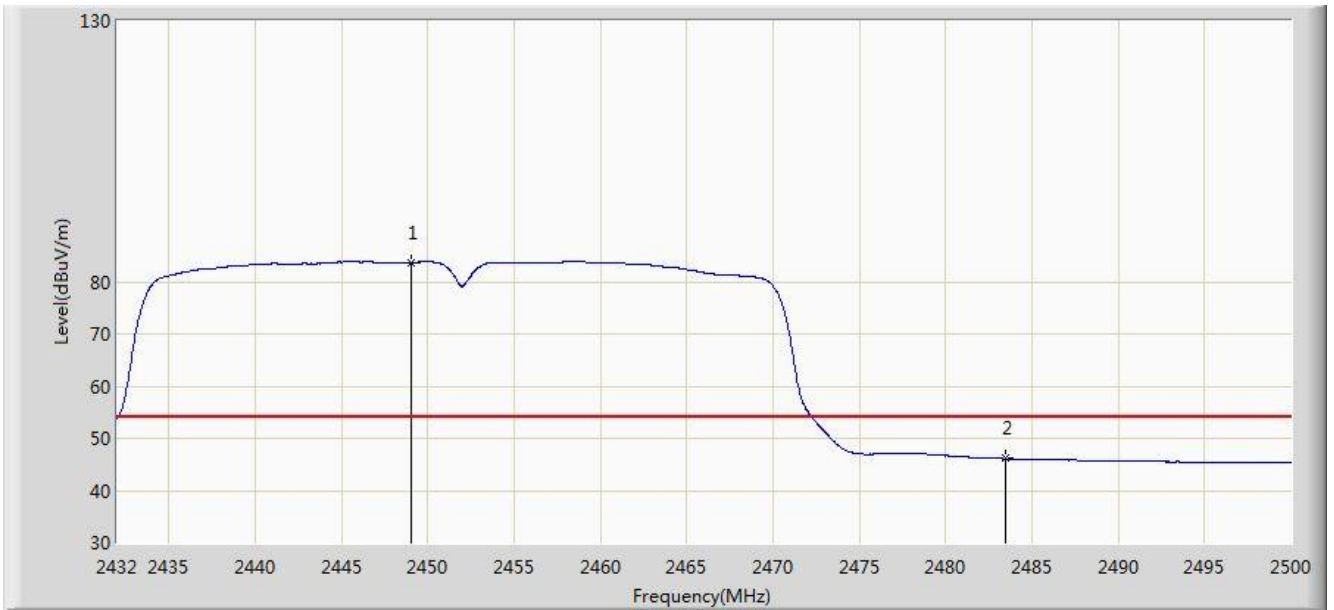


No	Flag	Mark	Frequency (MHz)	Measure Level (dBuV/m)	Reading Level (dBuV)	Margin (dB)	Limit (dBuV/m)	Factor (dB)	Type
1		*	2448.728	95.471	62.978	N/A	N/A	32.493	PK
2			2483.500	58.518	25.937	-15.482	74.000	32.580	PK
3			2487.182	60.305	27.713	-13.695	74.000	32.592	PK

Note: Measure Level (dBμV/m) = Reading Level (dBμV) + Factor (dB)

Factor (dB) = Cable Loss (dB) + Antenna Factor (dB/m)

Site: AC1	Time: 2016/09/04 - 15:21
Limit: FCC_Part15.209_RE(3m)	Engineer: Kevin Ke
Probe: BBHA9120D_1GHz_18GHz	Polarity: Horizontal
EUT: US WI-FI AP 4X4 OD ext. antenna	Power: DC 54V
Test Mode: Transmit by 802.11n-HT40 at Channel 2452MHz Ant 0	

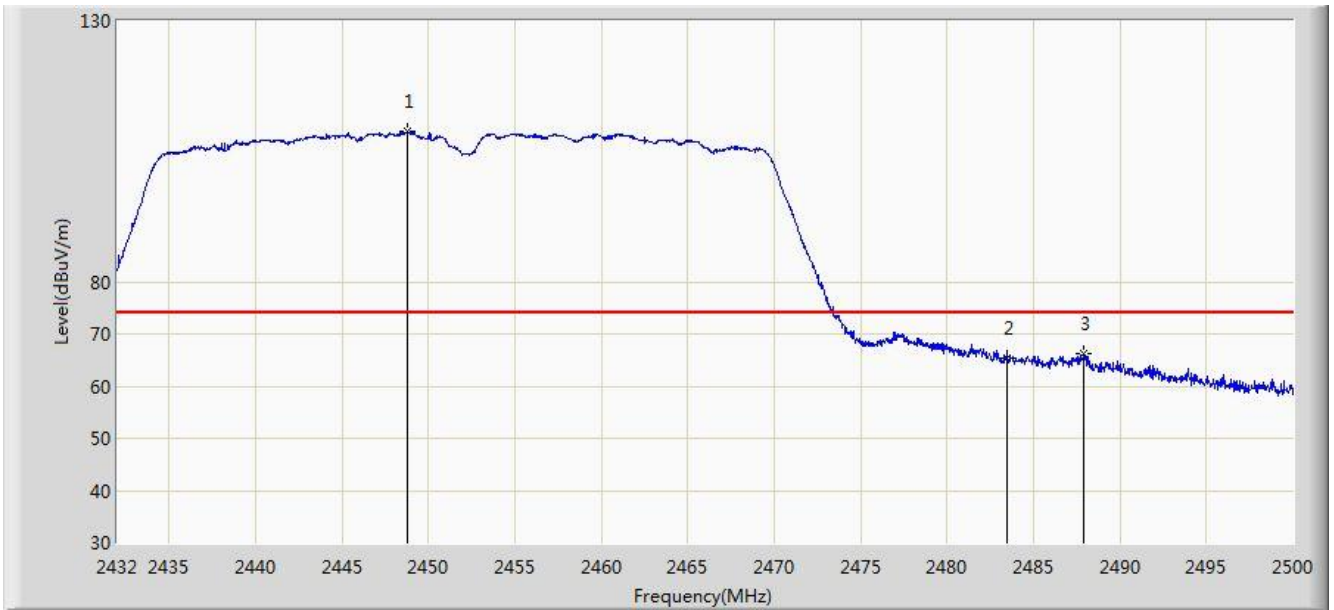


No	Flag	Mark	Frequency (MHz)	Measure Level (dBuV/m)	Reading Level (dBuV)	Margin (dB)	Limit (dBuV/m)	Factor	Type
1		*	2449.000	83.745	51.251	N/A	N/A	32.493	AV
2			2483.500	46.090	13.509	-7.910	54.000	32.580	AV

Note: Measure Level (dBμV/m) = Reading Level (dBμV) + Factor (dB)

Factor (dB) = Cable Loss (dB) + Antenna Factor (dB/m)

Site: AC1	Time: 2016/09/04 - 15:19
Limit: FCC_Part15.209_RE(3m)	Engineer: Kevin Ke
Probe: BBHA9120D_1GHz_18GHz	Polarity: Vertical
EUT: US WI-FI AP 4X4 OD ext. antenna	Power: DC 54V
Test Mode: Transmit by 802.11n-HT40 at Channel 2452MHz Ant 0	

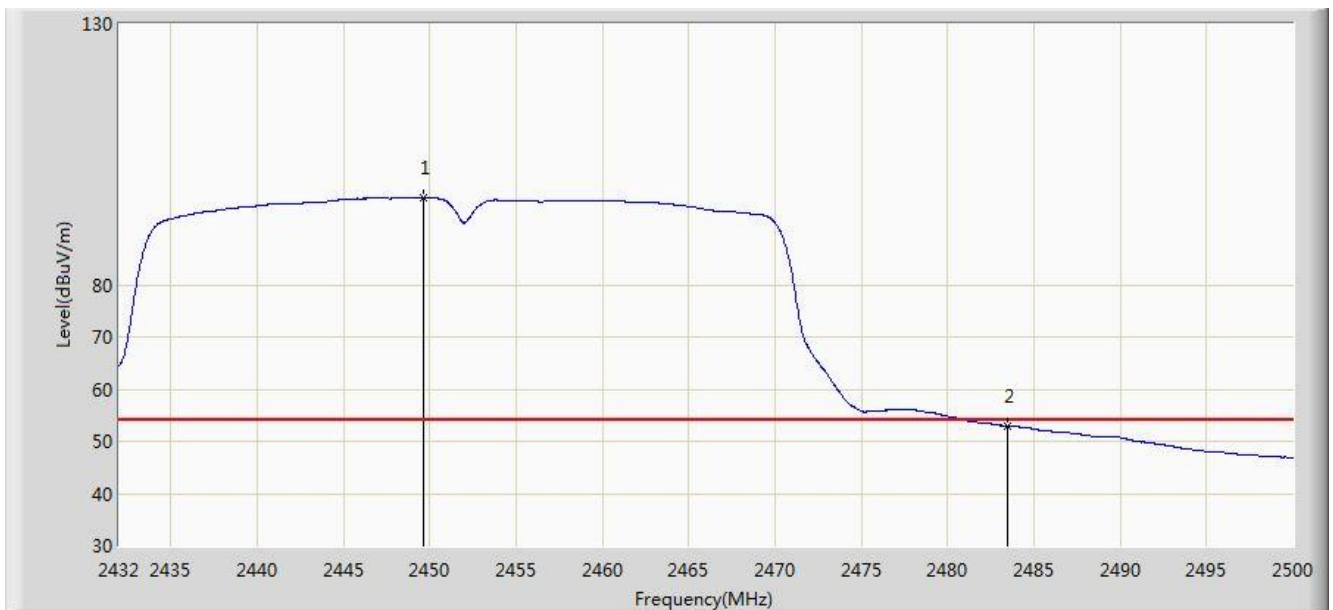


No	Flag	Mark	Frequency (MHz)	Measure Level (dBuV/m)	Reading Level (dBuV)	Margin (dB)	Limit (dBuV/m)	Factor (dB)	Type
1		*	2448.762	108.747	76.254	N/A	N/A	32.493	PK
2			2483.500	65.266	32.685	-8.734	74.000	32.580	PK
3			2487.930	66.150	33.556	-7.850	74.000	32.594	PK

Note: Measure Level (dBμV/m) = Reading Level (dBμV) + Factor (dB)

Factor (dB) = Cable Loss (dB) + Antenna Factor (dB/m)

Site: AC1	Time: 2016/09/04 - 15:19
Limit: FCC_Part15.209_RE(3m)	Engineer: Kevin Ke
Probe: BBHA9120D_1GHz_18GHz	Polarity: Vertical
EUT: US WI-FI AP 4X4 OD ext. antenna	Power: DC 54V
Test Mode: Transmit by 802.11n-HT40 at Channel 2452MHz Ant 0	

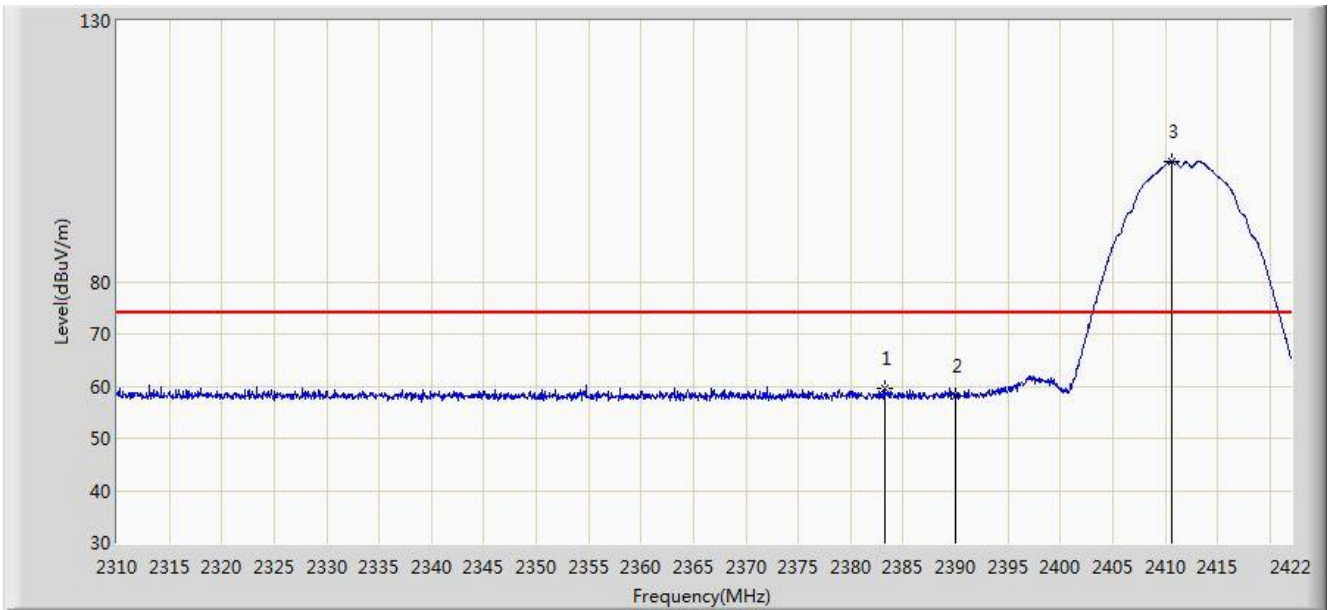


No	Flag	Mark	Frequency (MHz)	Measure Level (dBuV/m)	Reading Level (dBuV)	Margin (dB)	Limit (dBuV/m)	Factor (dB)	Type
1		*	2449.612	96.659	64.164	N/A	N/A	32.495	AV
2			2483.500	52.934	20.353	-1.066	54.000	32.580	AV

Note: Measure Level (dB μ V/m) = Reading Level (dB μ V) + Factor (dB)

Factor (dB) = Cable Loss (dB) + Antenna Factor (dB/m)

Site: AC1	Time: 2016/09/04 - 15:25
Limit: FCC_Part15.209_RE(3m)	Engineer: Kevin Ke
Probe: BBHA9120D_1GHz_18GHz	Polarity: Horizontal
EUT: US WI-FI AP 4X4 OD ext. antenna	Power: DC 54V
Test Mode: Transmit by 802.11b at Channel 2412MHz Ant 1	

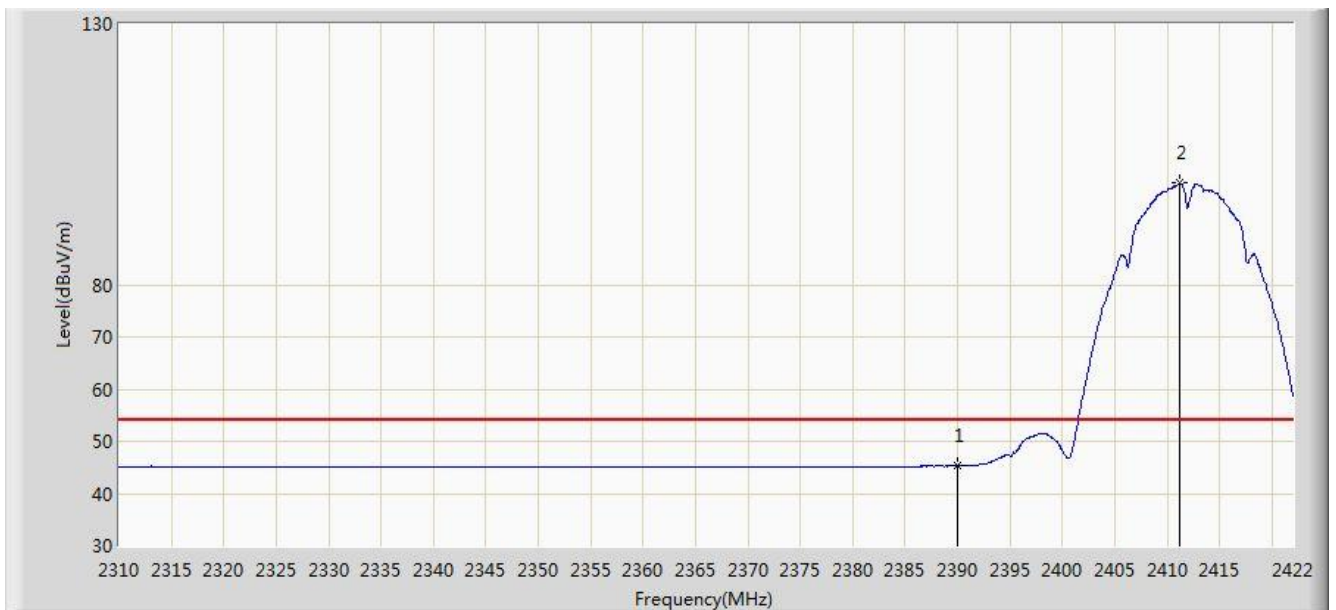


No	Flag	Mark	Frequency (MHz)	Measure Level (dBuV/m)	Reading Level (dBuV)	Margin (dB)	Limit (dBuV/m)	Factor (dB)	Type
1			2383.248	59.483	26.919	-14.517	74.000	32.564	PK
2			2390.000	58.132	25.578	-15.868	74.000	32.554	PK
3		*	2410.688	103.146	70.619	N/A	N/A	32.527	PK

Note: Measure Level (dBμV/m) = Reading Level (dBμV) + Factor (dB)

Factor (dB) = Cable Loss (dB) + Antenna Factor (dB/m)

Site: AC1	Time: 2016/09/04 - 15:27
Limit: FCC_Part15.209_RE(3m)	Engineer: Kevin Ke
Probe: BBHA9120D_1GHz_18GHz	Polarity: Horizontal
EUT: US WI-FI AP 4X4 OD ext. antenna	Power: DC 54V
Test Mode: Transmit by 802.11b at Channel 2412MHz Ant 1	

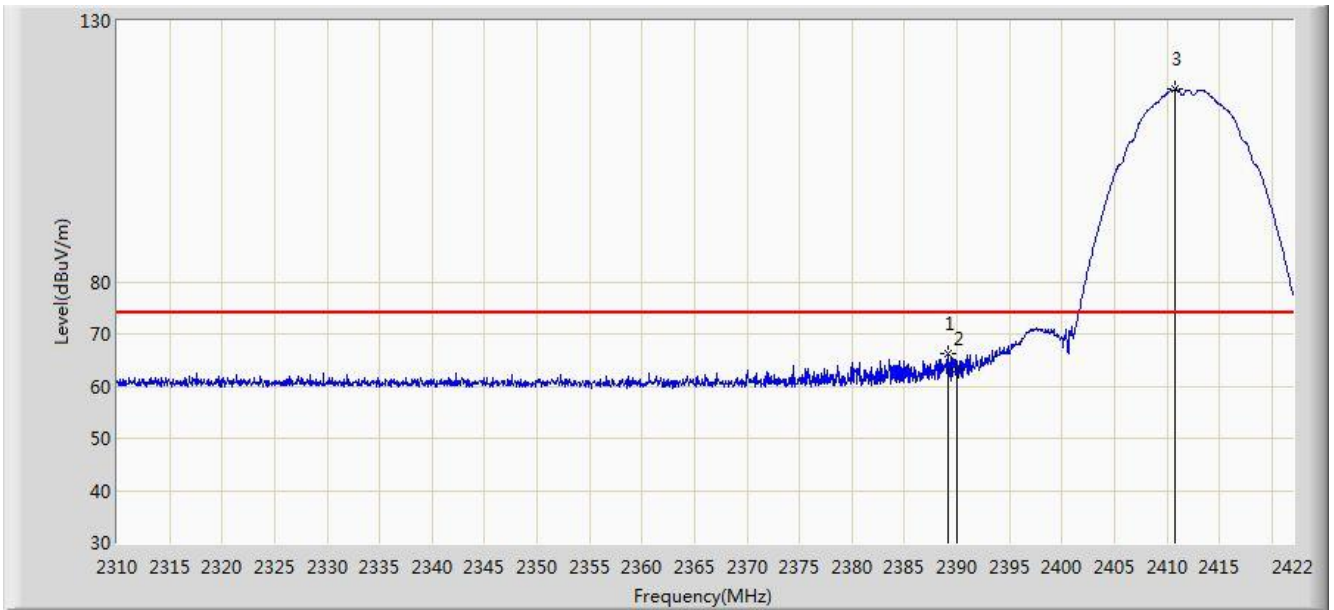


No	Flag	Mark	Frequency (MHz)	Measure Level (dBuV/m)	Reading Level (dBuV)	Margin (dB)	Limit (dBuV/m)	Factor (dB)	Type
1			2390.000	45.304	12.750	-8.696	54.000	32.554	AV
2		*	2411.136	99.436	66.909	N/A	N/A	32.527	AV

Note: Measure Level (dB μ V/m) = Reading Level (dB μ V) + Factor (dB)

Factor (dB) = Cable Loss (dB) + Antenna Factor (dB/m)

Site: AC1	Time: 2016/09/04 - 15:22
Limit: FCC_Part15.209_RE(3m)	Engineer: Kevin Ke
Probe: BBHA9120D_1GHz_18GHz	Polarity: Vertical
EUT: US WI-FI AP 4X4 OD ext. antenna	Power: DC 54V
Test Mode: Transmit by 802.11b at Channel 2412MHz Ant 1	

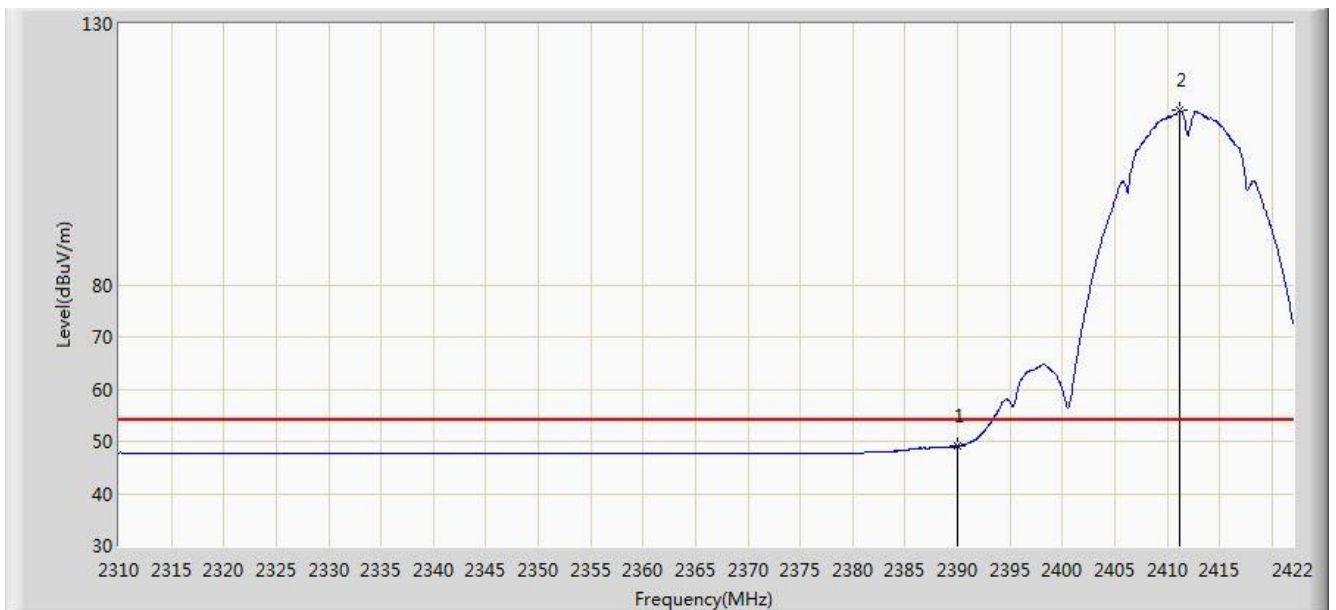


No	Flag	Mark	Frequency (MHz)	Measure Level (dBuV/m)	Reading Level (dBuV)	Margin (dB)	Limit (dBuV/m)	Factor (dB)	Type
1			2389.184	66.137	33.581	-7.863	74.000	32.555	PK
2			2390.000	63.357	30.803	-10.643	74.000	32.554	PK
3		*	2410.744	116.822	84.295	N/A	N/A	32.528	PK

Note: Measure Level (dBμV/m) = Reading Level (dBμV) + Factor (dB)

Factor (dB) = Cable Loss (dB) + Antenna Factor (dB/m)

Site: AC1	Time: 2016/09/04 - 15:25
Limit: FCC_Part15.209_RE(3m)	Engineer: Kevin Ke
Probe: BBHA9120D_1GHz_18GHz	Polarity: Vertical
EUT: US WI-FI AP 4X4 OD ext. antenna	Power: DC 54V
Test Mode: Transmit by 802.11b at Channel 2412MHz Ant 1	

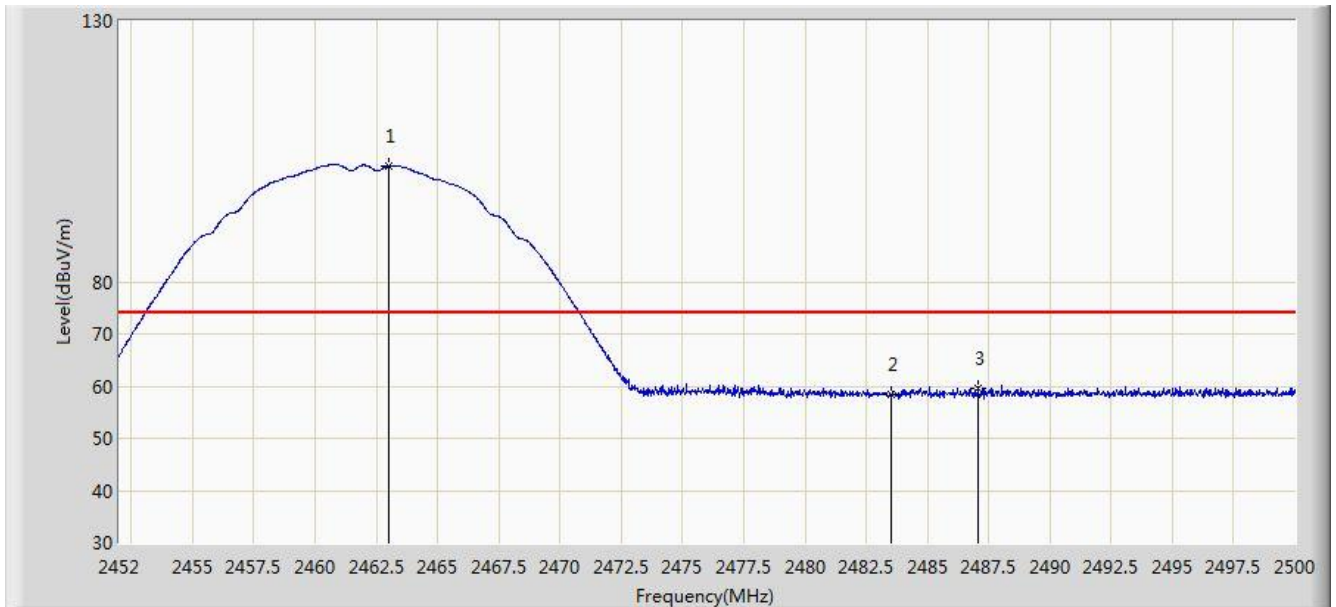


No	Flag	Mark	Frequency (MHz)	Measure Level (dBuV/m)	Reading Level (dBuV)	Margin (dB)	Limit (dBuV/m)	Factor (dB)	Type
1			2390.000	49.109	16.555	-4.891	54.000	32.554	AV
2		*	2411.248	113.413	80.886	N/A	N/A	32.526	AV

Note: Measure Level (dB μ V/m) = Reading Level (dB μ V) + Factor (dB)

Factor (dB) = Cable Loss (dB) + Antenna Factor (dB/m)

Site: AC1	Time: 2016/09/04 - 15:29
Limit: FCC_Part15.209_RE(3m)	Engineer: Kevin Ke
Probe: BBHA9120D_1GHz_18GHz	Polarity: Horizontal
EUT: US WI-FI AP 4X4 OD ext. antenna	Power: DC 54V
Test Mode: Transmit by 802.11b at Channel 2462MHz Ant 1	



No	Flag	Mark	Frequency (MHz)	Measure Level (dBuV/m)	Reading Level (dBuV)	Margin (dB)	Limit (dBuV/m)	Factor (dB)	Type
1		*	2462.992	102.214	69.695	N/A	N/A	32.519	PK
2			2483.500	58.368	25.787	-15.632	74.000	32.580	PK
3			2487.064	59.709	27.118	-14.291	74.000	32.592	PK

Note: Measure Level (dB μ V/m) = Reading Level (dB μ V) + Factor (dB)

Factor (dB) = Cable Loss (dB) + Antenna Factor (dB/m)

Site: AC1	Time: 2016/09/04 - 15:32
Limit: FCC_Part15.209_RE(3m)	Engineer: Kevin Ke
Probe: BBHA9120D_1GHz_18GHz	Polarity: Horizontal
EUT: US WI-FI AP 4X4 OD ext. antenna	Power: DC 54V
Test Mode: Transmit by 802.11b at Channel 2462MHz Ant 1	

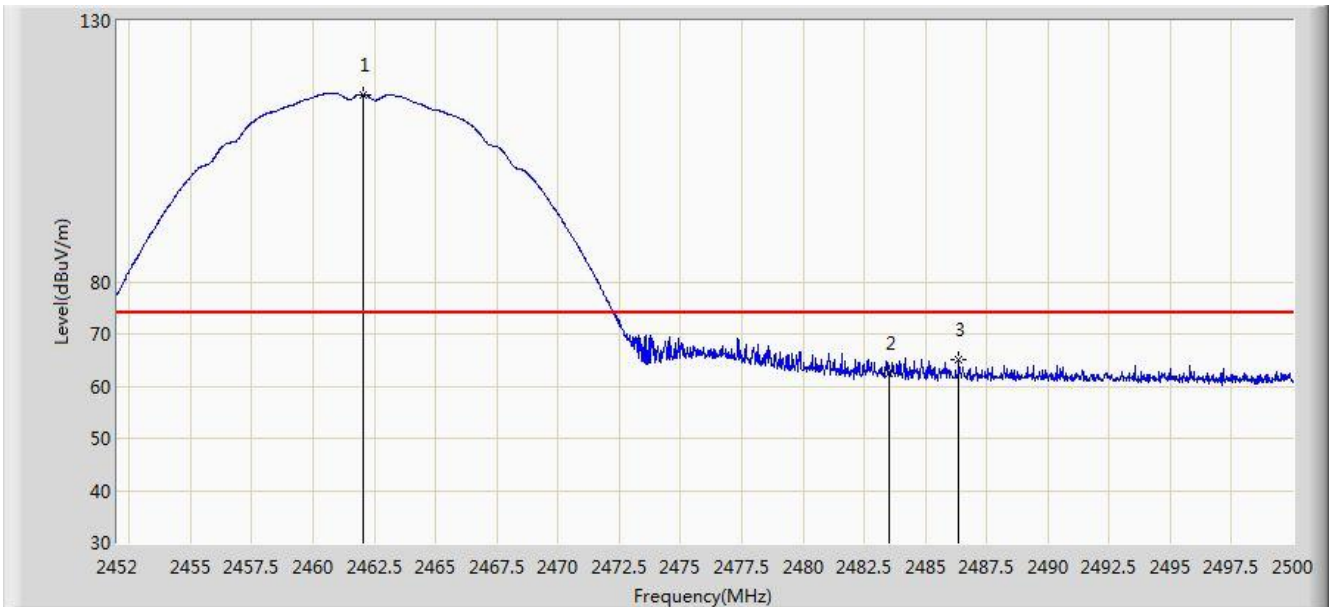


No	Flag	Mark	Frequency (MHz)	Measure Level (dBuV/m)	Reading Level (dBuV)	Margin (dB)	Limit (dBuV/m)	Factor (dB)	Type
1		*	2461.312	98.866	66.351	N/A	N/A	32.516	AV
2			2483.500	45.433	12.852	-8.567	54.000	32.580	AV

Note: Measure Level (dB μ V/m) = Reading Level (dB μ V) + Factor (dB)

Factor (dB) = Cable Loss (dB) + Antenna Factor (dB/m)

Site: AC1	Time: 2016/09/04 - 15:27
Limit: FCC_Part15.209_RE(3m)	Engineer: Kevin Ke
Probe: BBHA9120D_1GHz_18GHz	Polarity: Vertical
EUT: US WI-FI AP 4X4 OD ext. antenna	Power: DC 54V
Test Mode: Transmit by 802.11b at Channel 2462MHz Ant 1	



No	Flag	Mark	Frequency (MHz)	Measure Level (dBuV/m)	Reading Level (dBuV)	Margin (dB)	Limit (dBuV/m)	Factor (dB)	Type
1		*	2462.056	115.884	83.368	N/A	N/A	32.516	PK
2			2483.500	62.397	29.816	-11.603	74.000	32.580	PK
3			2486.368	65.145	32.556	-8.855	74.000	32.589	PK

Note: Measure Level (dBμV/m) = Reading Level (dBμV) + Factor (dB)

Factor (dB) = Cable Loss (dB) + Antenna Factor (dB/m)

Site: AC1	Time: 2016/09/04 - 15:28
Limit: FCC_Part15.209_RE(3m)	Engineer: Kevin Ke
Probe: BBHA9120D_1GHz_18GHz	Polarity: Vertical
EUT: US WI-FI AP 4X4 OD ext. antenna	Power: DC 54V
Test Mode: Transmit by 802.11b at Channel 2462MHz Ant 1	

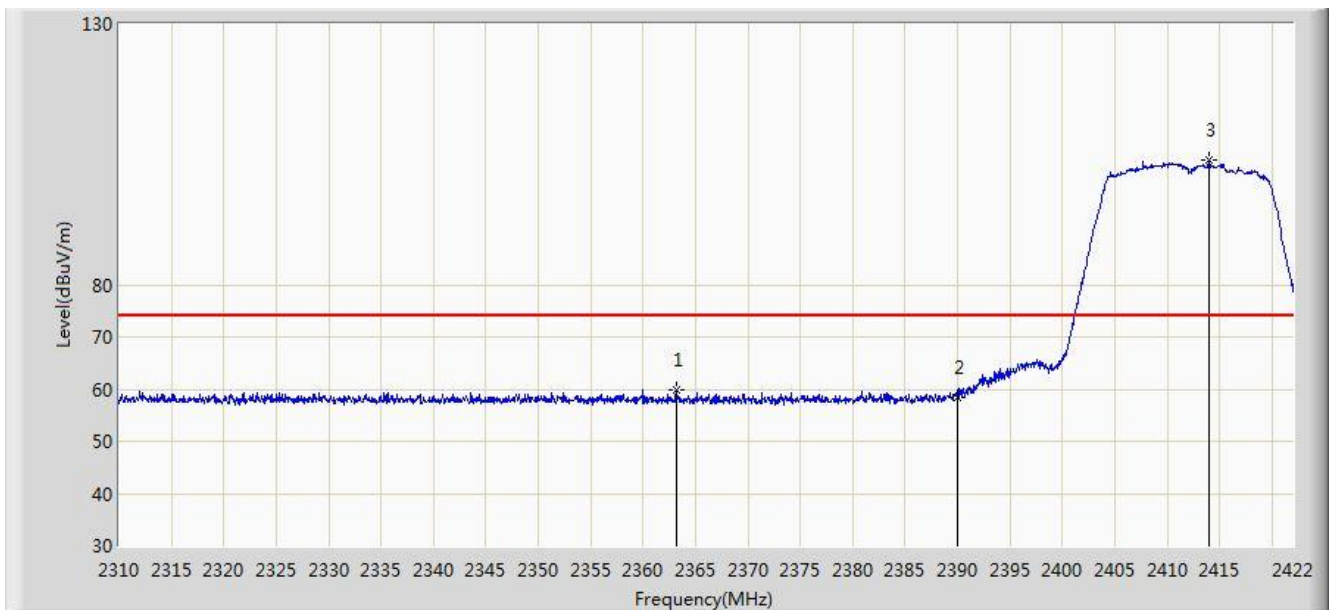


No	Flag	Mark	Frequency (MHz)	Measure Level (dBuV/m)	Reading Level (dBuV)	Margin (dB)	Limit (dBuV/m)	Factor (dB)	Type
1		*	2461.312	112.460	79.945	N/A	N/A	32.516	AV
2			2483.500	49.718	17.137	-4.282	54.000	32.580	AV

Note: Measure Level (dBuV/m) = Reading Level (dBuV) + Factor (dB)

Factor (dB) = Cable Loss (dB) + Antenna Factor (dB/m)

Site: AC1	Time: 2016/09/04 - 15:36
Limit: FCC_Part15.209_RE(3m)	Engineer: Kevin Ke
Probe: BBHA9120D_1GHz_18GHz	Polarity: Horizontal
EUT: US WI-FI AP 4X4 OD ext. antenna	Power: DC 54V
Test Mode: Transmit by 802.11g at Channel 2412MHz Ant 1	

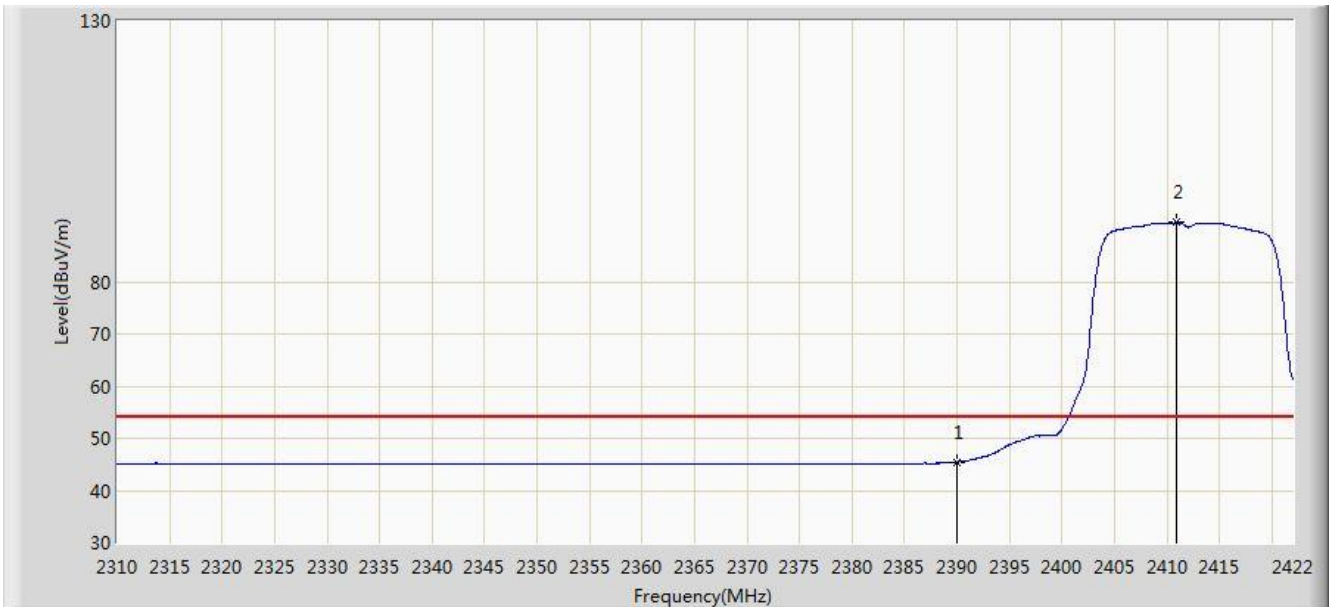


No	Flag	Mark	Frequency (MHz)	Measure Level (dBuV/m)	Reading Level (dBuV)	Margin (dB)	Limit (dBuV/m)	Factor (dB)	Type
1			2363.144	59.774	27.182	-14.226	74.000	32.592	PK
2			2390.000	58.431	25.877	-15.569	74.000	32.554	PK
3		*	2414.048	104.004	71.481	N/A	N/A	32.523	PK

Note: Measure Level (dB μ V/m) = Reading Level (dB μ V) + Factor (dB)

Factor (dB) = Cable Loss (dB) + Antenna Factor (dB/m)

Site: AC1	Time: 2016/09/04 - 15:37
Limit: FCC_Part15.209_RE(3m)	Engineer: Kevin Ke
Probe: BBHA9120D_1GHz_18GHz	Polarity: Horizontal
EUT: US WI-FI AP 4X4 OD ext. antenna	Power: DC 54V
Test Mode: Transmit by 802.11g at Channel 2412MHz Ant 1	



No	Flag	Mark	Frequency (MHz)	Measure Level (dBuV/m)	Reading Level (dBuV)	Margin (dB)	Limit (dBuV/m)	Factor (dB)	Type
1			2390.000	45.486	12.932	-8.514	54.000	32.554	AV
2		*	2410.856	91.343	58.816	N/A	N/A	32.527	AV

Note: Measure Level (dBμV/m) = Reading Level (dBμV) + Factor (dB)

Factor (dB) = Cable Loss (dB) + Antenna Factor (dB/m)