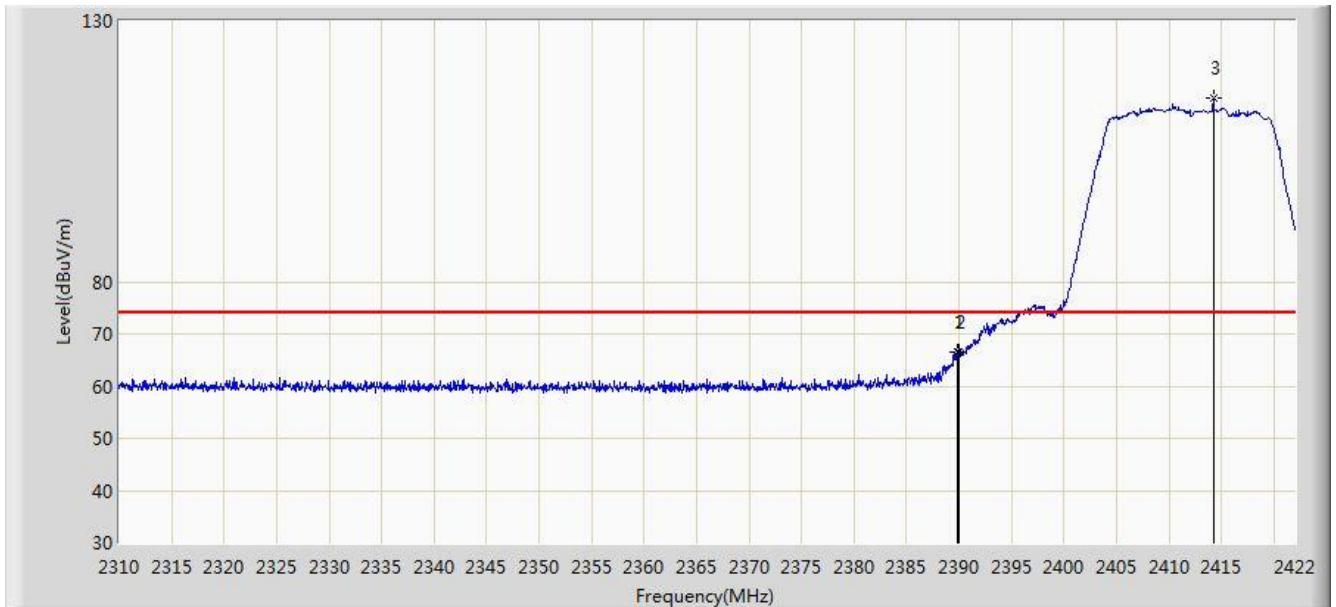


Site: AC1	Time: 2016/08/14 - 12:37
Limit: FCC_Part15.209_RE(3m)	Engineer: Kevin Ke
Probe: BBHA9120D_1GHz_18GHz	Polarity: Vertical
EUT: US WI-FI AP 4X4 OD ext. antenna	Power: DC 54V
Test Mode: Transmit by 802.11g at Channel 2412MHz Ant 1	

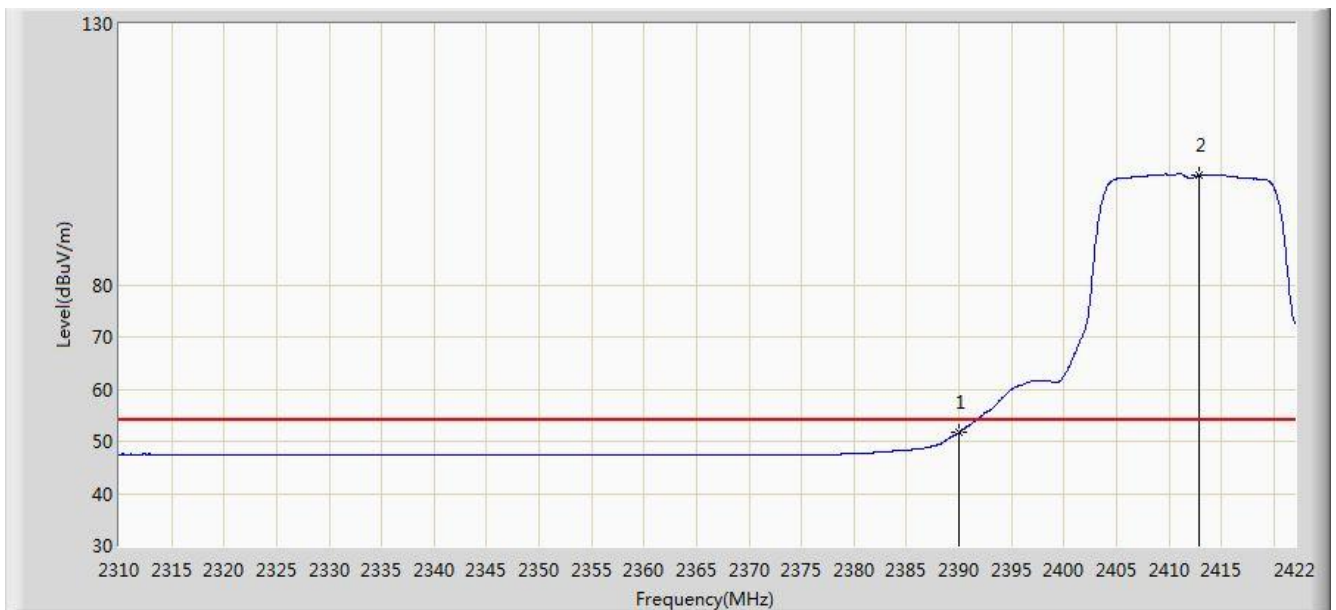


No	Flag	Mark	Frequency (MHz)	Measure Level (dBuV/m)	Reading Level (dBuV)	Margin (dB)	Limit (dBuV/m)	Factor (dB)	Type
1			2389.856	66.624	34.069	-7.376	74.000	32.555	PK
2			2390.000	66.377	33.823	-7.623	74.000	32.554	PK
3		*	2414.216	115.147	82.624	N/A	N/A	32.523	PK

Note: Measure Level (dB μ V/m) = Reading Level (dB μ V) + Factor (dB)

Factor (dB) = Cable Loss (dB) + Antenna Factor (dB/m)

Site: AC1	Time: 2016/08/14 - 12:37
Limit: FCC_Part15.209_RE(3m)	Engineer: Kevin Ke
Probe: BBHA9120D_1GHz_18GHz	Polarity: Vertical
EUT: US WI-FI AP 4X4 OD ext. antenna	Power: DC 54V
Test Mode: Transmit by 802.11g at Channel 2412MHz Ant 1	

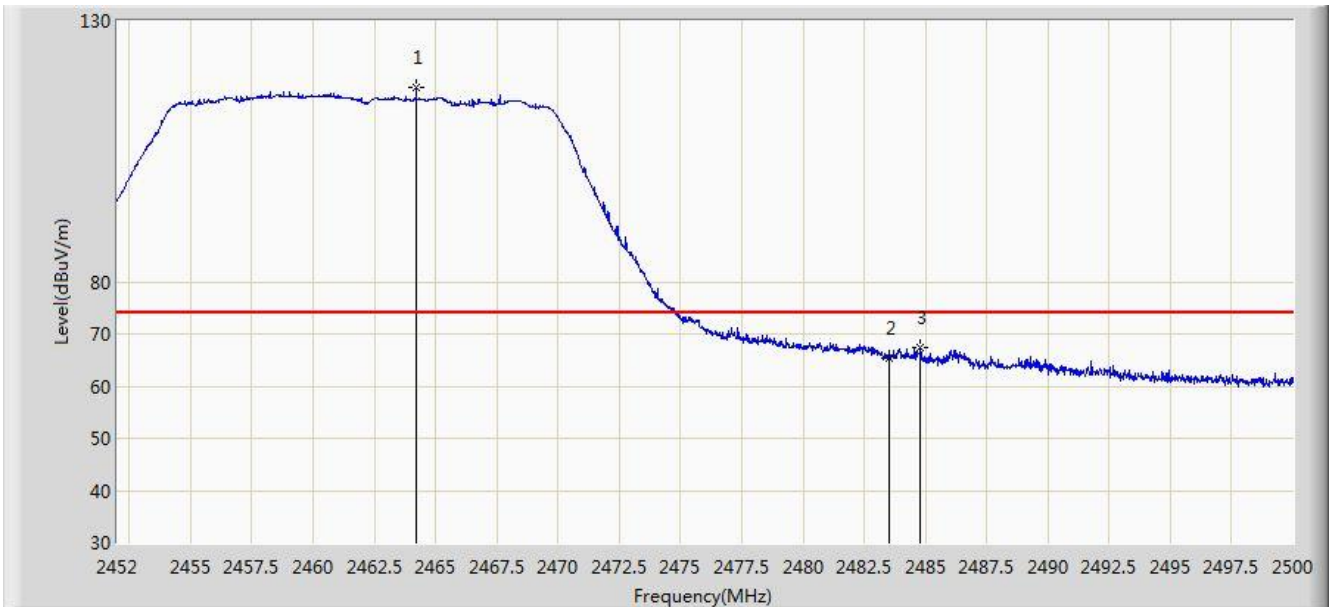


No	Flag	Mark	Frequency (MHz)	Measure Level (dBuV/m)	Reading Level (dBuV)	Margin (dB)	Limit (dBuV/m)	Factor (dB)	Type
1			2390.000	51.671	19.117	-2.329	54.000	32.554	AV
2		*	2412.928	100.981	68.457	N/A	N/A	32.524	AV

Note: Measure Level (dB μ V/m) = Reading Level (dB μ V) + Factor (dB)

Factor (dB) = Cable Loss (dB) + Antenna Factor (dB/m)

Site: AC1	Time: 2016/08/14 - 12:40
Limit: FCC_Part15.209_RE(3m)	Engineer: Kevin Ke
Probe: BBHA9120D_1GHz_18GHz	Polarity: Horizontal
EUT: US WI-FI AP 4X4 OD ext. antenna	Power: DC 54V
Test Mode: Transmit by 802.11g at Channel 2462MHz Ant 1	

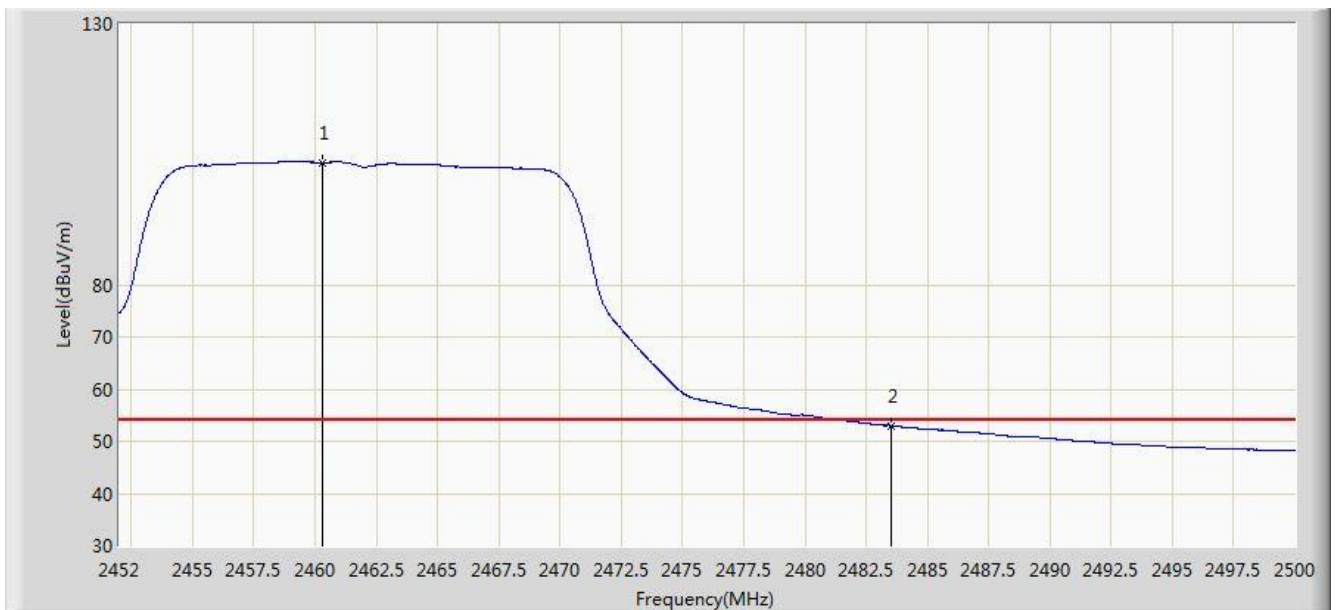


No	Flag	Mark	Frequency (MHz)	Measure Level (dBuV/m)	Reading Level (dBuV)	Margin (dB)	Limit (dBuV/m)	Factor (dB)	Type
1		*	2464.216	117.310	84.787	N/A	N/A	32.523	PK
2			2483.500	65.477	32.896	-8.523	74.000	32.580	PK
3			2484.808	67.405	34.820	-6.595	74.000	32.585	PK

Note: Measure Level (dBμV/m) = Reading Level (dBμV) + Factor (dB)

Factor (dB) = Cable Loss (dB) + Antenna Factor (dB/m)

Site: AC1	Time: 2016/08/14 - 12:40
Limit: FCC_Part15.209_RE(3m)	Engineer: Kevin Ke
Probe: BBHA9120D_1GHz_18GHz	Polarity: Horizontal
EUT: US WI-FI AP 4X4 OD ext. antenna	Power: DC 54V
Test Mode: Transmit by 802.11g at Channel 2462MHz Ant 1	

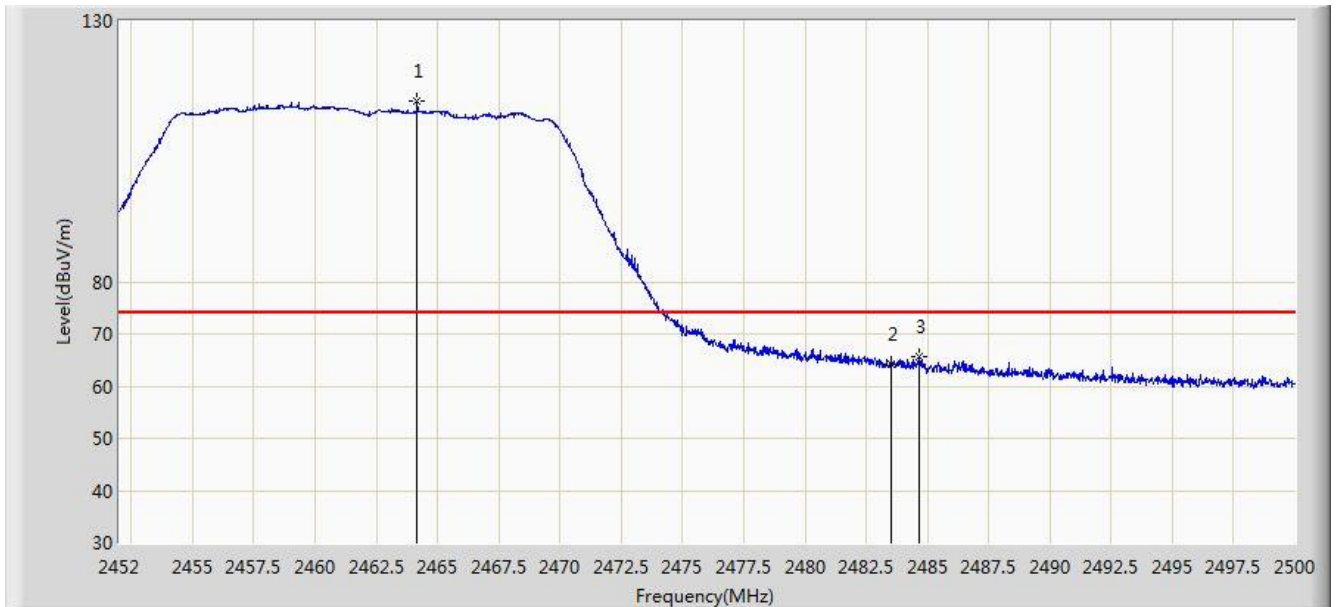


No	Flag	Mark	Frequency (MHz)	Measure Level (dBuV/m)	Reading Level (dBuV)	Margin (dB)	Limit (dBuV/m)	Factor (dB)	Type
1		*	2460.328	103.459	70.946	N/A	N/A	32.513	AV
2			2483.500	53.008	20.427	-0.992	54.000	32.580	AV

Note: Measure Level (dB μ V/m) = Reading Level (dB μ V) + Factor (dB)

Factor (dB) = Cable Loss (dB) + Antenna Factor (dB/m)

Site: AC1	Time: 2016/08/14 - 12:41
Limit: FCC_Part15.209_RE(3m)	Engineer: Kevin Ke
Probe: BBHA9120D_1GHz_18GHz	Polarity: Vertical
EUT: US WI-FI AP 4X4 OD ext. antenna	Power: DC 54V
Test Mode: Transmit by 802.11g at Channel 2462MHz Ant 1	

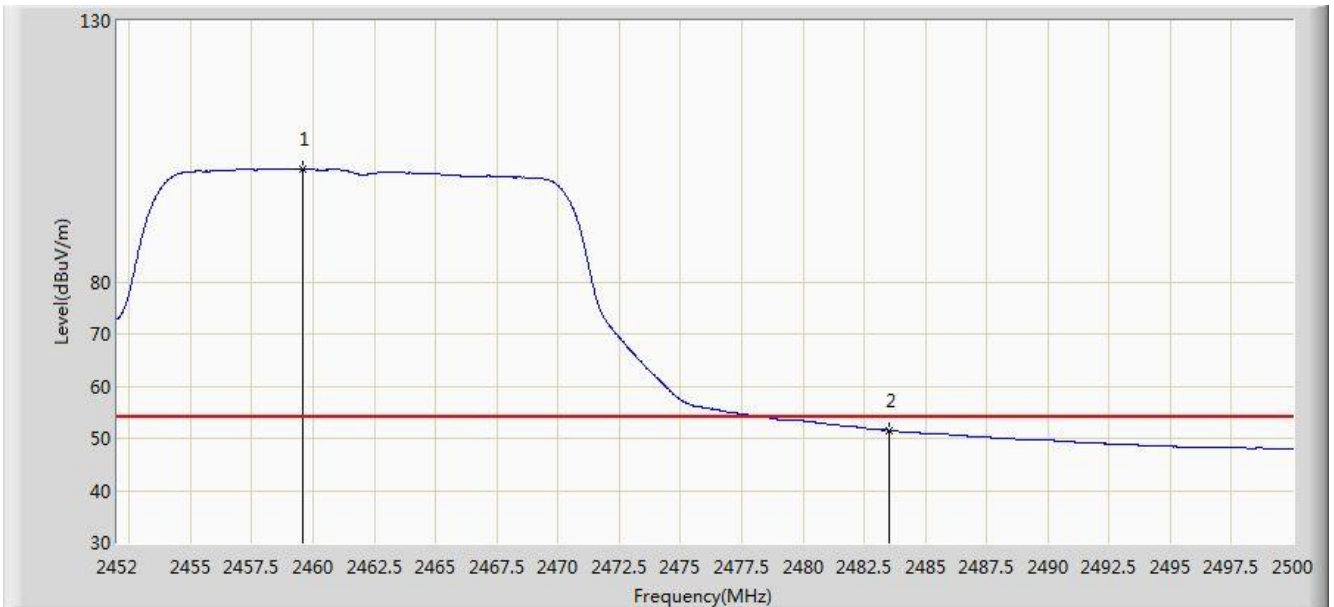


No	Flag	Mark	Frequency (MHz)	Measure Level (dBuV/m)	Reading Level (dBuV)	Margin (dB)	Limit (dBuV/m)	Factor (dB)	Type
1		*	2464.168	114.743	82.220	N/A	N/A	32.523	PK
2			2483.500	64.223	31.642	-9.777	74.000	32.580	PK
3			2484.640	65.623	33.039	-8.377	74.000	32.584	PK

Note: Measure Level (dB μ V/m) = Reading Level (dB μ V) + Factor (dB)

Factor (dB) = Cable Loss (dB) + Antenna Factor (dB/m)

Site: AC1	Time: 2016/08/14 - 12:43
Limit: FCC_Part15.209_RE(3m)	Engineer: Kevin Ke
Probe: BBHA9120D_1GHz_18GHz	Polarity: Vertical
EUT: US WI-FI AP 4X4 OD ext. antenna	Power: DC 54V
Test Mode: Transmit by 802.11g at Channel 2462MHz Ant 1	

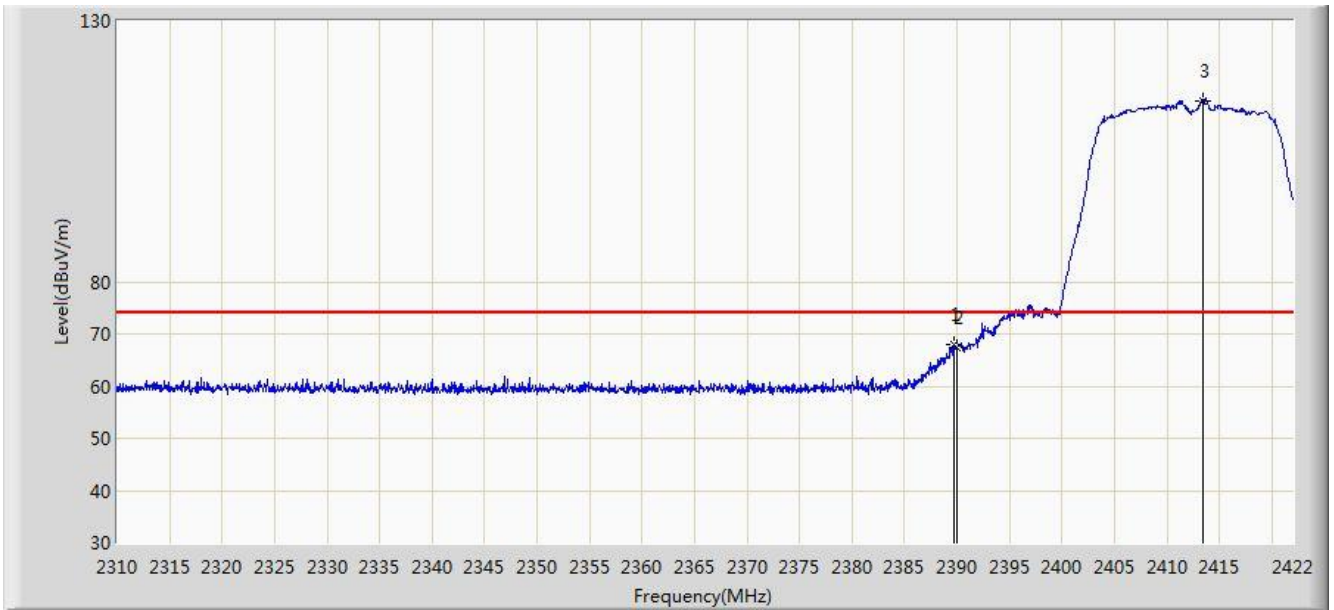


No	Flag	Mark	Frequency (MHz)	Measure Level (dBuV/m)	Reading Level (dBuV)	Margin (dB)	Limit (dBuV/m)	Factor (dB)	Type
1		*	2459.584	101.609	69.097	N/A	N/A	32.513	AV
2			2483.500	51.579	18.998	-2.421	54.000	32.580	AV

Note: Measure Level (dB μ V/m) = Reading Level (dB μ V) + Factor (dB)

Factor (dB) = Cable Loss (dB) + Antenna Factor (dB/m)

Site: AC1	Time: 2016/08/14 - 12:56
Limit: FCC_Part15.209_RE(3m)	Engineer: Kevin Ke
Probe: BBHA9120D_1GHz_18GHz	Polarity: Horizontal
EUT: US WI-FI AP 4X4 OD ext. antenna	Power: DC 54V
Test Mode: Transmit by 802.11n-HT20 at Channel 2412MHz Ant 1	

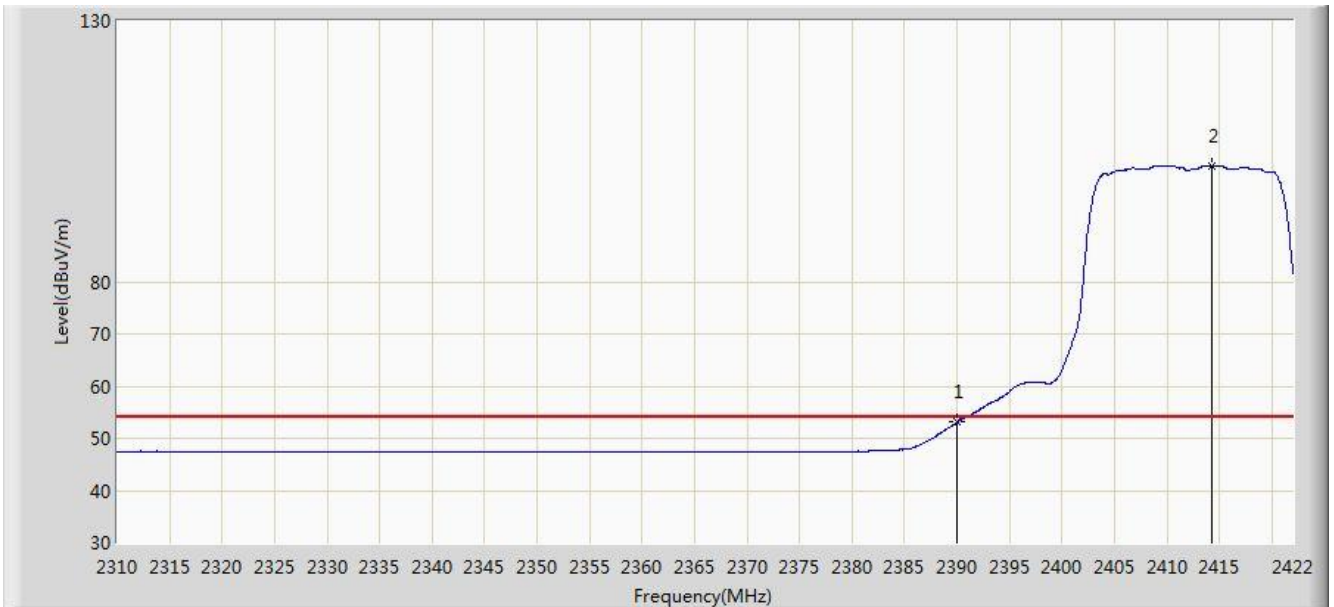


No	Flag	Mark	Frequency (MHz)	Measure Level (dBuV/m)	Reading Level (dBuV)	Margin (dB)	Limit (dBuV/m)	Factor (dB)	Type
1			2389.744	67.945	35.390	-6.055	74.000	32.555	PK
2			2390.000	67.331	34.777	-6.669	74.000	32.554	PK
3		*	2413.376	114.724	82.200	N/A	N/A	32.524	PK

Note: Measure Level (dBμV/m) = Reading Level (dBμV) + Factor (dB)

Factor (dB) = Cable Loss (dB) + Antenna Factor (dB/m)

Site: AC1	Time: 2016/08/14 - 12:56
Limit: FCC_Part15.209_RE(3m)	Engineer: Kevin Ke
Probe: BBHA9120D_1GHz_18GHz	Polarity: Horizontal
EUT: US WI-FI AP 4X4 OD ext. antenna	Power: DC 54V
Test Mode: Transmit by 802.11n-HT20 at Channel 2412MHz Ant 1	

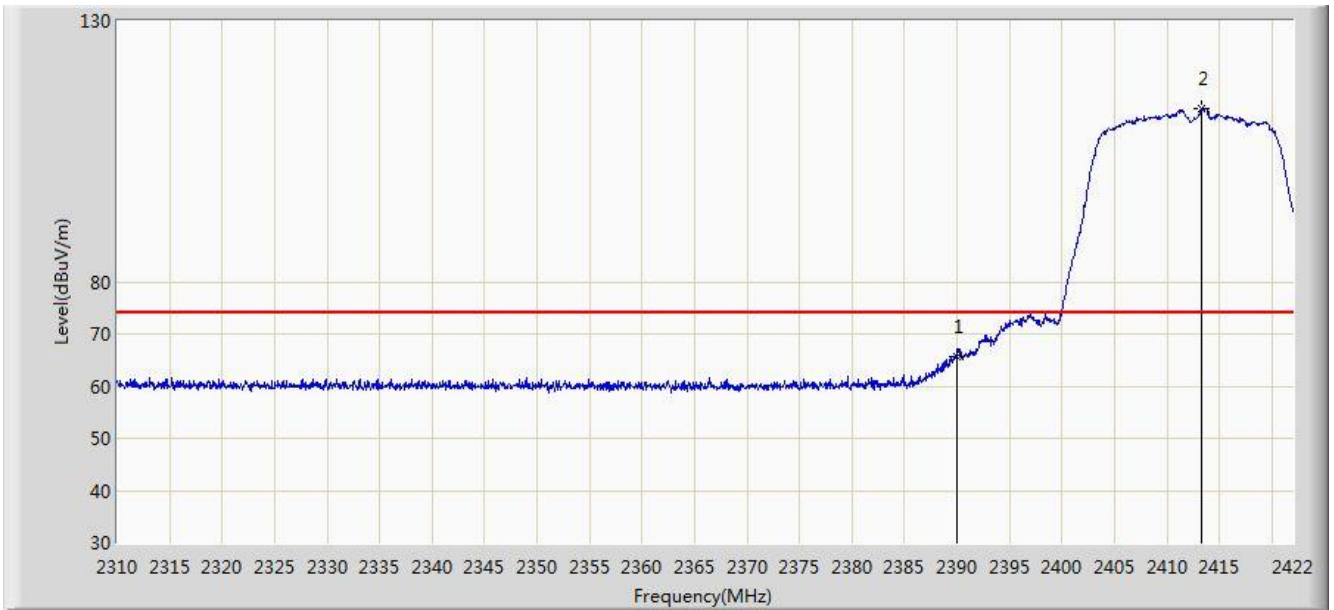


No	Flag	Mark	Frequency (MHz)	Measure Level (dBuV/m)	Reading Level (dBuV)	Margin (dB)	Limit (dBuV/m)	Factor (dB)	Type
1			2390.000	53.052	20.498	-0.948	54.000	32.554	AV
2		*	2414.272	102.213	69.690	N/A	N/A	32.523	AV

Note: Measure Level (dBμV/m) = Reading Level (dBμV) + Factor (dB)

Factor (dB) = Cable Loss (dB) + Antenna Factor (dB/m)

Site: AC1	Time: 2016/08/14 - 12:57
Limit: FCC_Part15.209_RE(3m)	Engineer: Kevin Ke
Probe: BBHA9120D_1GHz_18GHz	Polarity: Vertical
EUT: US WI-FI AP 4X4 OD ext. antenna	Power: DC 54V
Test Mode: Transmit by 802.11n-HT20 at Channel 2412MHz Ant 1	

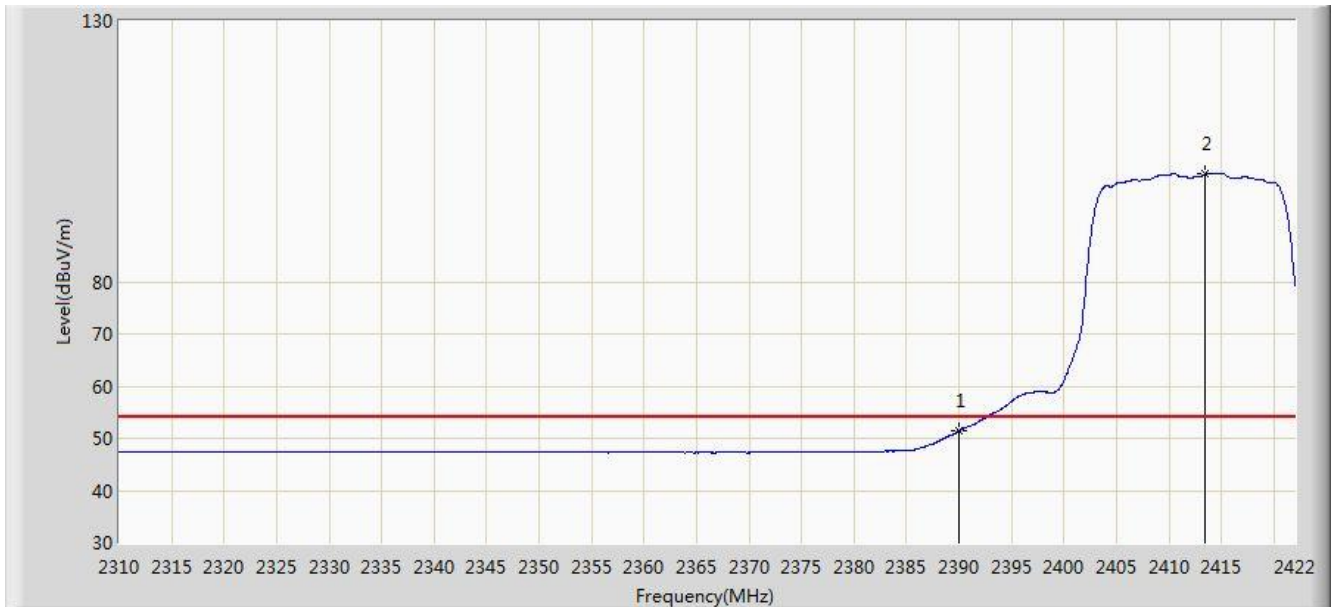


No	Flag	Mark	Frequency (MHz)	Measure Level (dBuV/m)	Reading Level (dBuV)	Margin (dB)	Limit (dBuV/m)	Factor (dB)	Type
1			2390.000	65.560	33.006	-8.440	74.000	32.554	PK
2		*	2413.320	113.157	80.633	N/A	N/A	32.524	PK

Note: Measure Level (dBμV/m) = Reading Level (dBμV) + Factor (dB)

Factor (dB) = Cable Loss (dB) + Antenna Factor (dB/m)

Site: AC1	Time: 2016/08/14 - 12:58
Limit: FCC_Part15.209_RE(3m)	Engineer: Kevin Ke
Probe: BBHA9120D_1GHz_18GHz	Polarity: Vertical
EUT: US WI-FI AP 4X4 OD ext. antenna	Power: DC 54V
Test Mode: Transmit by 802.11n-HT20 at Channel 2412MHz Ant 1	

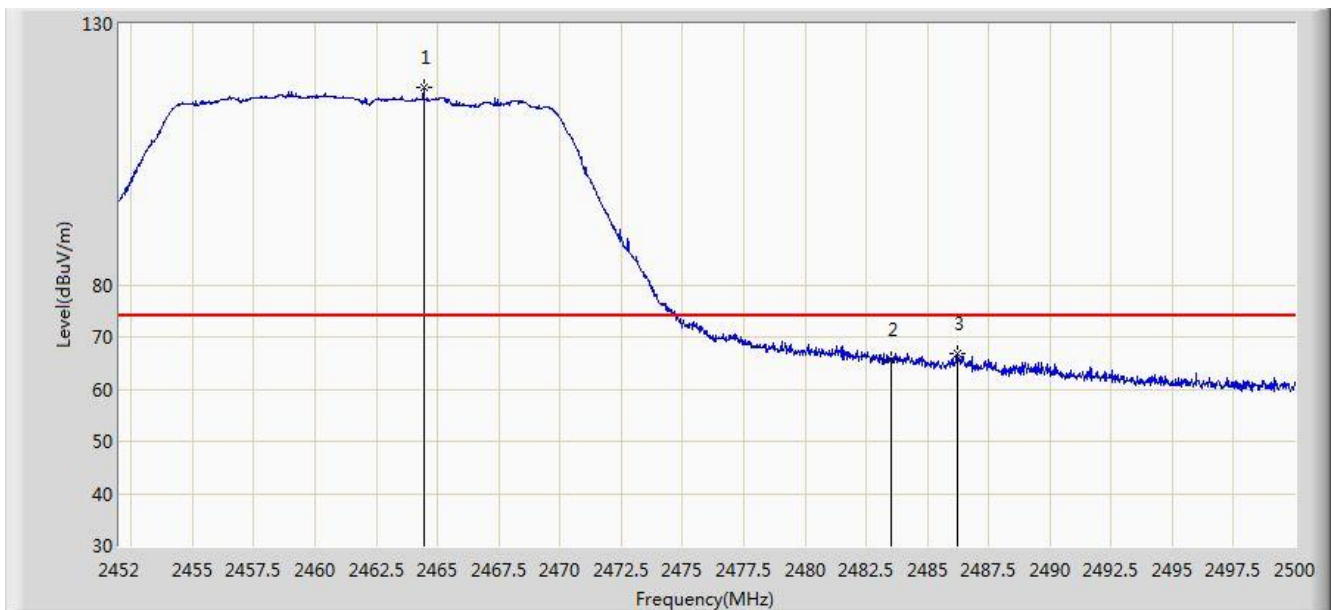


No	Flag	Mark	Frequency (MHz)	Measure Level (dBuV/m)	Reading Level (dBuV)	Margin (dB)	Limit (dBuV/m)	Factor (dB)	Type
1			2390.000	51.399	18.845	-2.601	54.000	32.554	AV
2		*	2413.488	100.655	68.131	N/A	N/A	32.524	AV

Note: Measure Level (dB μ V/m) = Reading Level (dB μ V) + Factor (dB)

Factor (dB) = Cable Loss (dB) + Antenna Factor (dB/m)

Site: AC1	Time: 2016/08/14 - 13:47
Limit: FCC_Part15.209_RE(3m)	Engineer: Kevin Ke
Probe: BBHA9120D_1GHz_18GHz	Polarity: Horizontal
EUT: US WI-FI AP 4X4 OD ext. antenna	Power: DC 54V
Test Mode: Transmit by 802.11n-HT20 at Channel 2462MHz Ant 1	

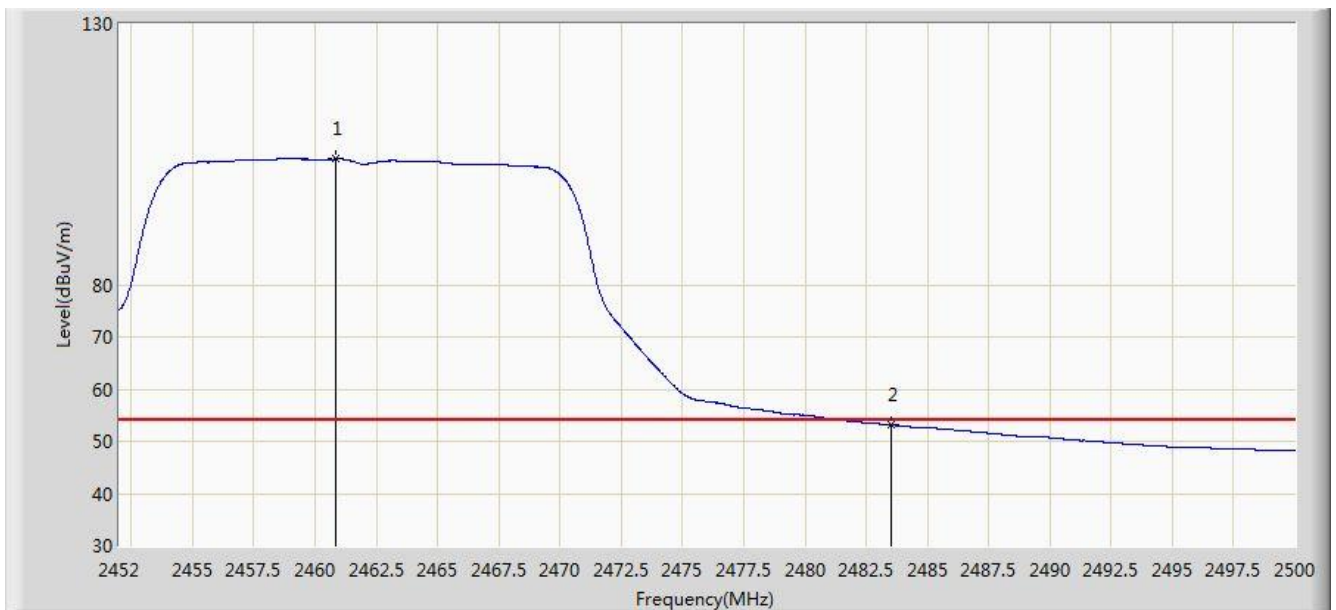


No	Flag	Mark	Frequency (MHz)	Measure Level (dBuV/m)	Reading Level (dBuV)	Margin (dB)	Limit (dBuV/m)	Factor (dB)	Type
1		*	2464.432	117.714	85.191	N/A	N/A	32.523	PK
2			2483.500	65.666	33.085	-8.334	74.000	32.580	PK
3			2486.200	66.782	34.193	-7.218	74.000	32.589	PK

Note: Measure Level (dB μ V/m) = Reading Level (dB μ V) + Factor (dB)

Factor (dB) = Cable Loss (dB) + Antenna Factor (dB/m)

Site: AC1	Time: 2016/08/14 - 13:47
Limit: FCC_Part15.209_RE(3m)	Engineer: Kevin Ke
Probe: BBHA9120D_1GHz_18GHz	Polarity: Horizontal
EUT: US WI-FI AP 4X4 OD ext. antenna	Power: DC 54V
Test Mode: Transmit by 802.11n-HT20 at Channel 2462MHz Ant 1	

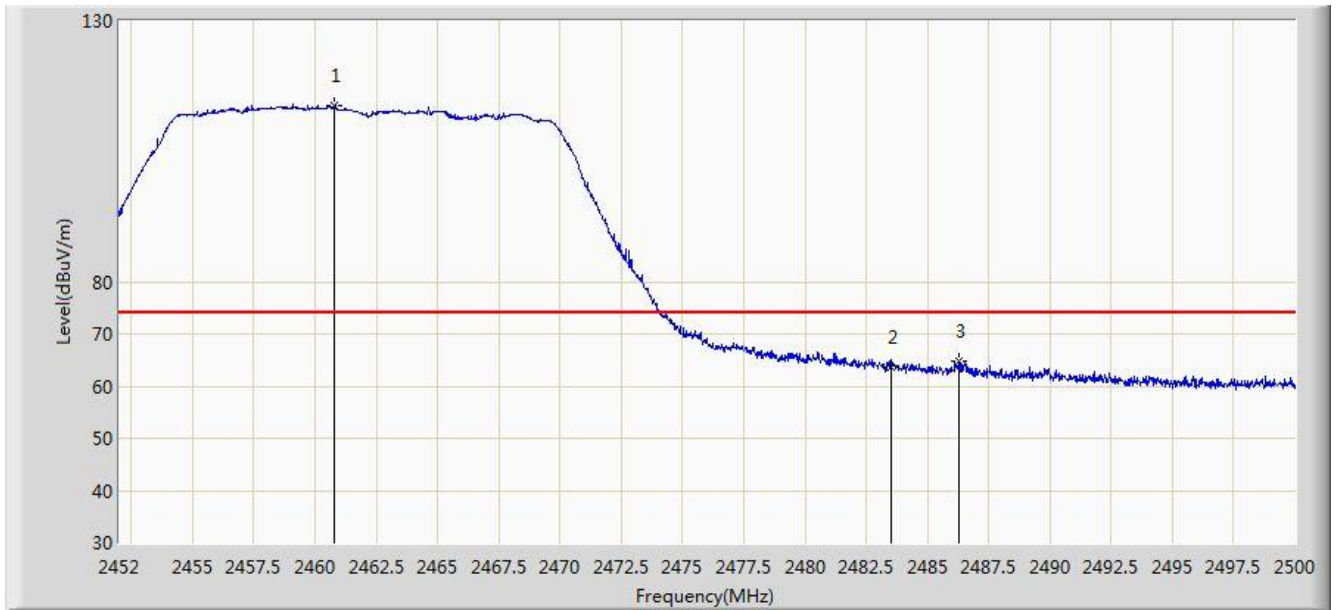


No	Flag	Mark	Frequency (MHz)	Measure Level (dBuV/m)	Reading Level (dBuV)	Margin (dB)	Limit (dBuV/m)	Factor (dB)	Type
1		*	2460.832	104.068	71.554	N/A	N/A	32.514	AV
2			2483.500	53.176	20.595	-0.824	54.000	32.580	AV

Note: Measure Level (dB μ V/m) = Reading Level (dB μ V) + Factor (dB)

Factor (dB) = Cable Loss (dB) + Antenna Factor (dB/m)

Site: AC1	Time: 2016/08/14 - 13:47
Limit: FCC_Part15.209_RE(3m)	Engineer: Kevin Ke
Probe: BBHA9120D_1GHz_18GHz	Polarity: Vertical
EUT: US WI-FI AP 4X4 OD ext. antenna	Power: DC 54V
Test Mode: Transmit by 802.11n-HT20 at Channel 2462MHz Ant 1	

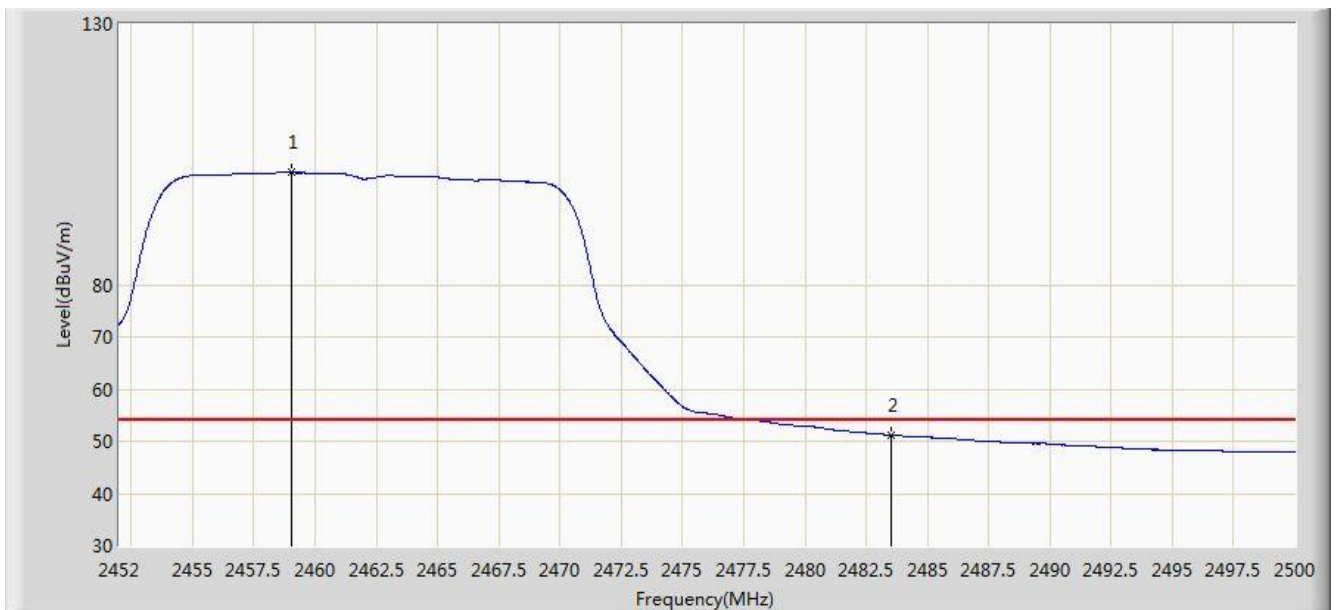


No	Flag	Mark	Frequency (MHz)	Measure Level (dBuV/m)	Reading Level (dBuV)	Margin (dB)	Limit (dBuV/m)	Factor (dB)	Type
1		*	2460.808	113.724	81.210	N/A	N/A	32.514	PK
2			2483.500	63.748	31.167	-10.252	74.000	32.580	PK
3			2486.296	64.814	32.225	-9.186	74.000	32.589	PK

Note: Measure Level (dB μ V/m) = Reading Level (dB μ V) + Factor (dB)

Factor (dB) = Cable Loss (dB) + Antenna Factor (dB/m)

Site: AC1	Time: 2016/08/14 - 13:48
Limit: FCC_Part15.209_RE(3m)	Engineer: Kevin Ke
Probe: BBHA9120D_1GHz_18GHz	Polarity: Vertical
EUT: US WI-FI AP 4X4 OD ext. antenna	Power: DC 54V
Test Mode: Transmit by 802.11n-HT20 at Channel 2462MHz Ant 1	

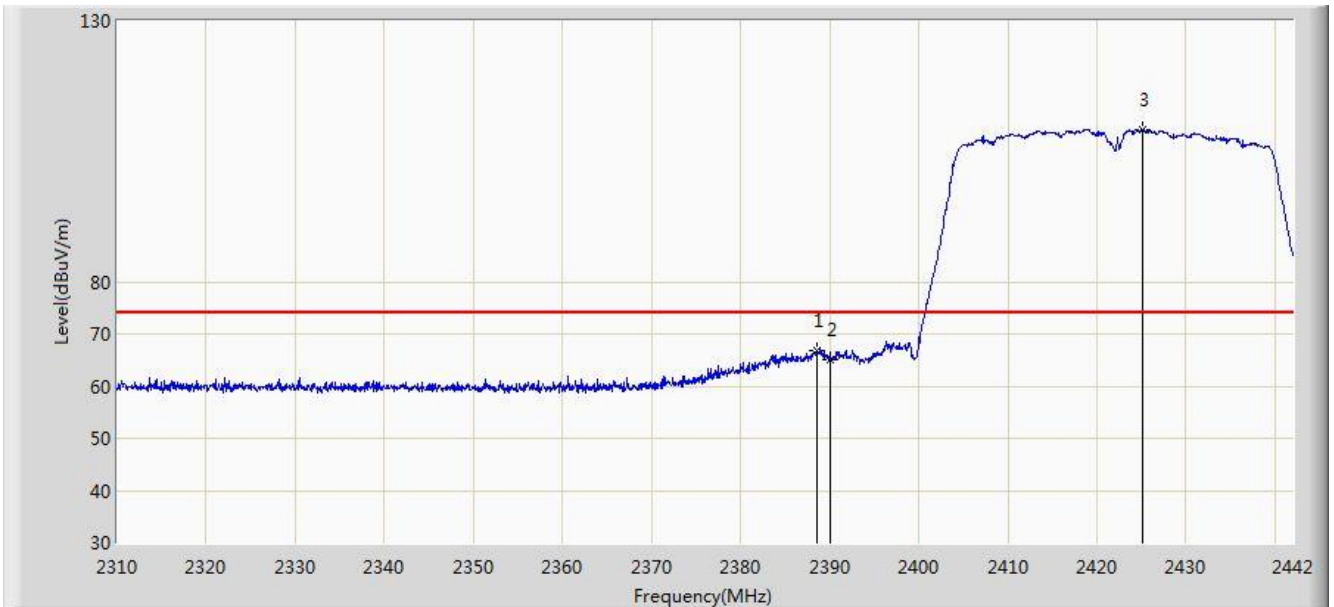


No	Flag	Mark	Frequency (MHz)	Measure Level (dBuV/m)	Reading Level (dBuV)	Margin (dB)	Limit (dBuV/m)	Factor (dB)	Type
1		*	2459.056	101.487	68.976	N/A	N/A	32.511	AV
2			2483.500	51.224	18.643	-2.776	54.000	32.580	AV

Note: Measure Level (dB μ V/m) = Reading Level (dB μ V) + Factor (dB)

Factor (dB) = Cable Loss (dB) + Antenna Factor (dB/m)

Site: AC1	Time: 2016/08/14 - 13:51
Limit: FCC_Part15.209_RE(3m)	Engineer: Kevin Ke
Probe: BBHA9120D_1GHz_18GHz	Polarity: Horizontal
EUT: US WI-FI AP 4X4 OD ext. antenna	Power: DC 54V
Test Mode: Transmit by 802.11n-HT40 at Channel 2422MHz Ant 1	

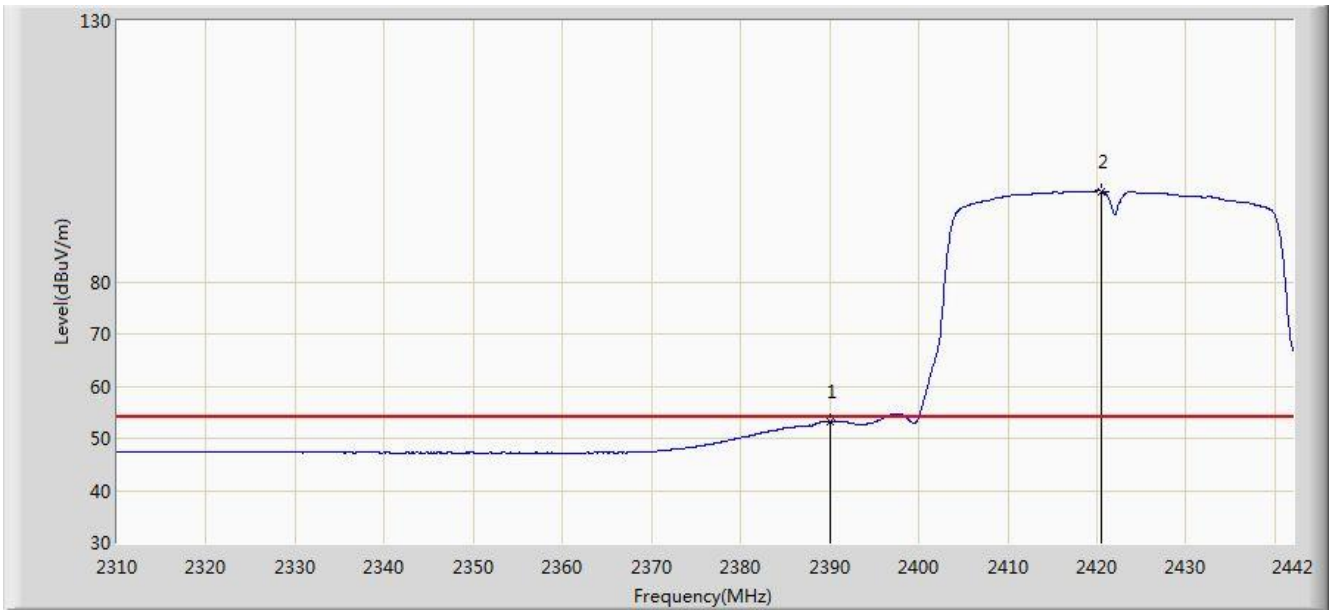


No	Flag	Mark	Frequency (MHz)	Measure Level (dBuV/m)	Reading Level (dBuV)	Margin (dB)	Limit (dBuV/m)	Factor (dB)	Type
1			2388.540	66.875	34.319	-7.125	74.000	32.556	PK
2			2390.000	65.185	32.631	-8.815	74.000	32.554	PK
3		*	2425.170	109.047	76.537	N/A	N/A	32.510	PK

Note: Measure Level (dB μ V/m) = Reading Level (dB μ V) + Factor (dB)

Factor (dB) = Cable Loss (dB) + Antenna Factor (dB/m)

Site: AC1	Time: 2016/08/14 - 13:51
Limit: FCC_Part15.209_RE(3m)	Engineer: Kevin Ke
Probe: BBHA9120D_1GHz_18GHz	Polarity: Horizontal
EUT: US WI-FI AP 4X4 OD ext. antenna	Power: DC 54V
Test Mode: Transmit by 802.11n-HT40 at Channel 2422MHz Ant 1	

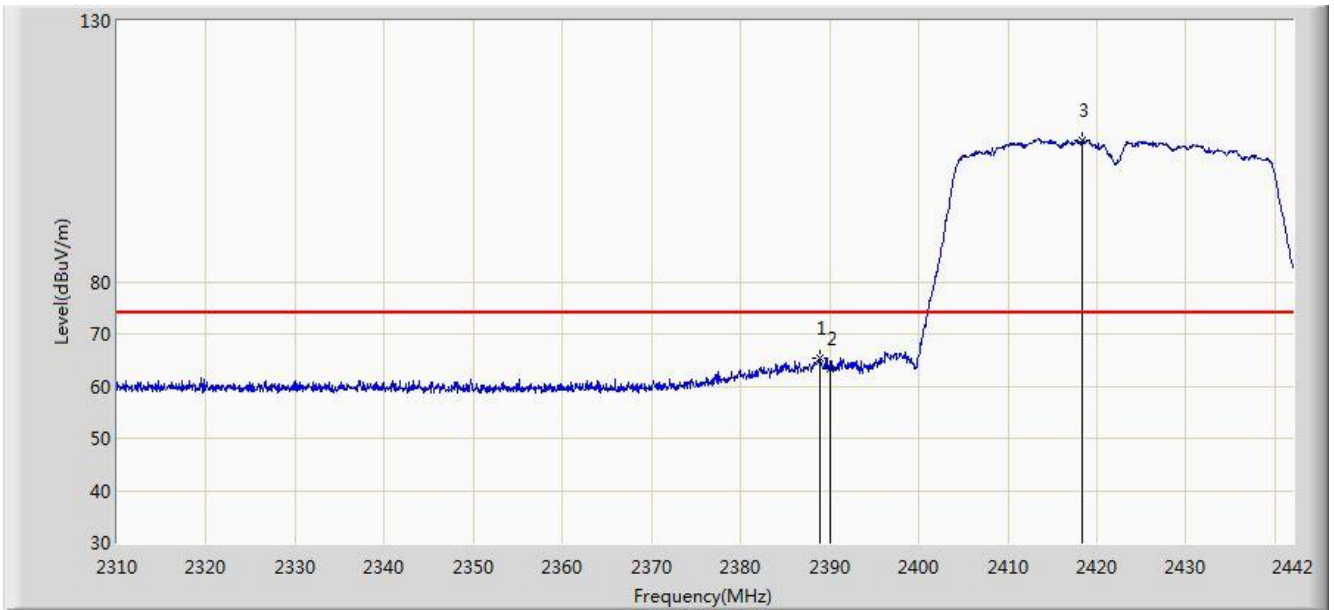


No	Flag	Mark	Frequency (MHz)	Measure Level (dBuV/m)	Reading Level (dBuV)	Margin (dB)	Limit (dBuV/m)	Factor (dB)	Type
1			2390.000	53.276	20.722	-0.724	54.000	32.554	AV
2		*	2420.550	97.275	64.760	N/A	N/A	32.515	AV

Note: Measure Level (dB μ V/m) = Reading Level (dB μ V) + Factor (dB)

Factor (dB) = Cable Loss (dB) + Antenna Factor (dB/m)

Site: AC1	Time: 2016/08/14 - 13:52
Limit: FCC_Part15.209_RE(3m)	Engineer: Kevin Ke
Probe: BBHA9120D_1GHz_18GHz	Polarity: Vertical
EUT: US WI-FI AP 4X4 OD ext. antenna	Power: DC 54V
Test Mode: Transmit by 802.11n-HT40 at Channel 2422MHz Ant 1	

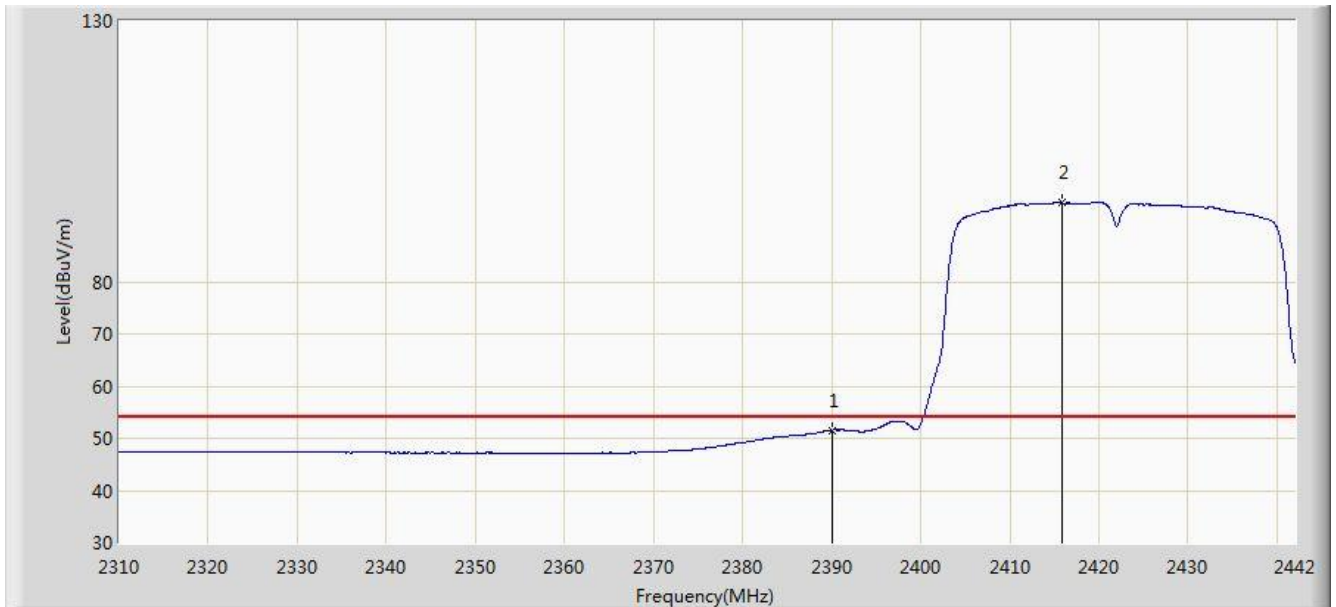


No	Flag	Mark	Frequency (MHz)	Measure Level (dBuV/m)	Reading Level (dBuV)	Margin (dB)	Limit (dBuV/m)	Factor (dB)	Type
1			2388.936	65.288	32.732	-8.712	74.000	32.556	PK
2			2390.000	63.465	30.911	-10.535	74.000	32.554	PK
3		*	2418.372	107.192	74.674	N/A	N/A	32.518	PK

Note: Measure Level (dBμV/m) = Reading Level (dBμV) + Factor (dB)

Factor (dB) = Cable Loss (dB) + Antenna Factor (dB/m)

Site: AC1	Time: 2016/08/14 - 13:53
Limit: FCC_Part15.209_RE(3m)	Engineer: Kevin Ke
Probe: BBHA9120D_1GHz_18GHz	Polarity: Vertical
EUT: US WI-FI AP 4X4 OD ext. antenna	Power: DC 54V
Test Mode: Transmit by 802.11n-HT40 at Channel 2422MHz Ant 1	

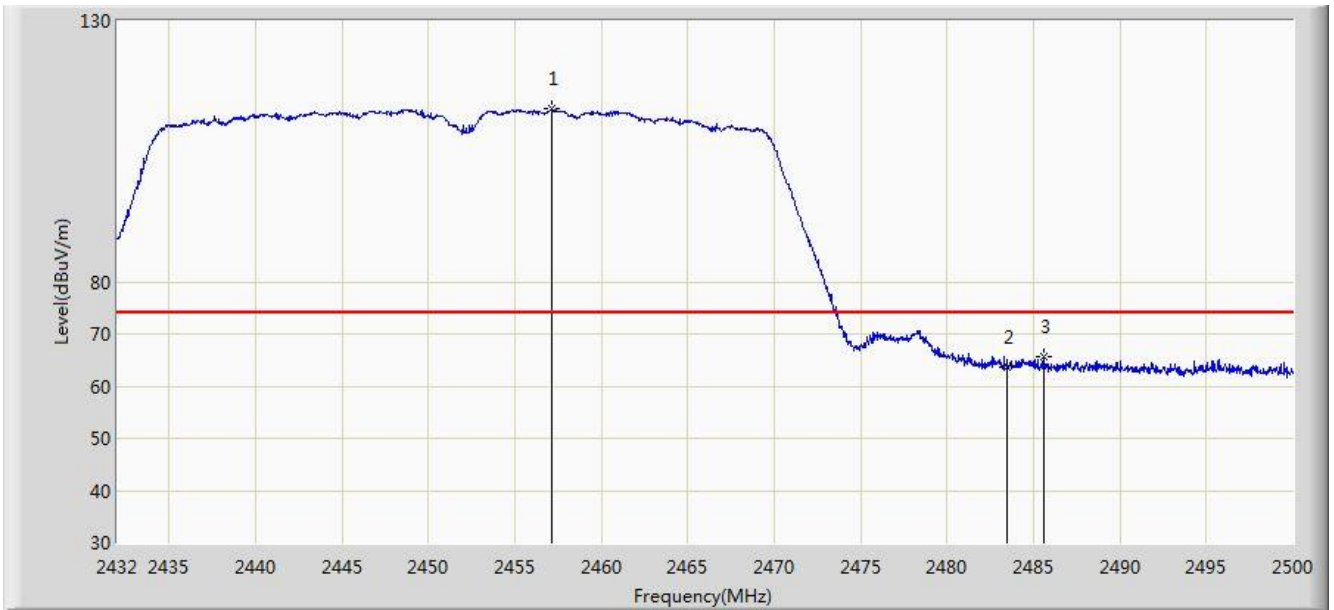


No	Flag	Mark	Frequency (MHz)	Measure Level (dBuV/m)	Reading Level (dBuV)	Margin (dB)	Limit (dBuV/m)	Factor (dB)	Type
1			2390.000	51.545	18.991	-2.455	54.000	32.554	AV
2		*	2415.864	95.076	62.555	N/A	N/A	32.521	AV

Note: Measure Level (dB μ V/m) = Reading Level (dB μ V) + Factor (dB)

Factor (dB) = Cable Loss (dB) + Antenna Factor (dB/m)

Site: AC1	Time: 2016/08/14 - 13:53
Limit: FCC_Part15.209_RE(3m)	Engineer: Kevin Ke
Probe: BBHA9120D_1GHz_18GHz	Polarity: Horizontal
EUT: US WI-FI AP 4X4 OD ext. antenna	Power: DC 54V
Test Mode: Transmit by 802.11n-HT40 at Channel 2452MHz Ant 1	

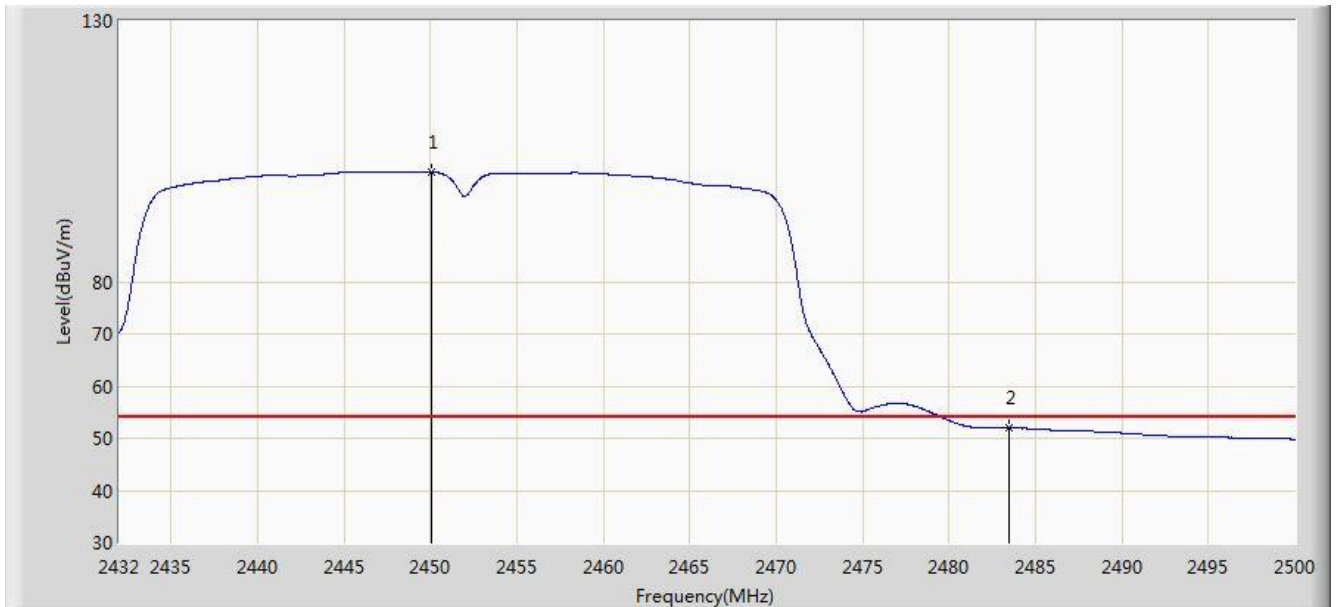


No	Flag	Mark	Frequency (MHz)	Measure Level (dBuV/m)	Reading Level (dBuV)	Margin (dB)	Limit (dBuV/m)	Factor (dB)	Type
1		*	2457.126	113.109	80.601	N/A	N/A	32.508	PK
2			2483.500	63.532	30.951	-10.468	74.000	32.580	PK
3			2485.584	65.680	33.093	-8.320	74.000	32.587	PK

Note: Measure Level (dBμV/m) = Reading Level (dBμV) + Factor (dB)

Factor (dB) = Cable Loss (dB) + Antenna Factor (dB/m)

Site: AC1	Time: 2016/08/14 - 13:55
Limit: FCC_Part15.209_RE(3m)	Engineer: Kevin Ke
Probe: BBHA9120D_1GHz_18GHz	Polarity: Horizontal
EUT: US WI-FI AP 4X4 OD ext. antenna	Power: DC 54V
Test Mode: Transmit by 802.11n-HT40 at Channel 2452MHz Ant 1	

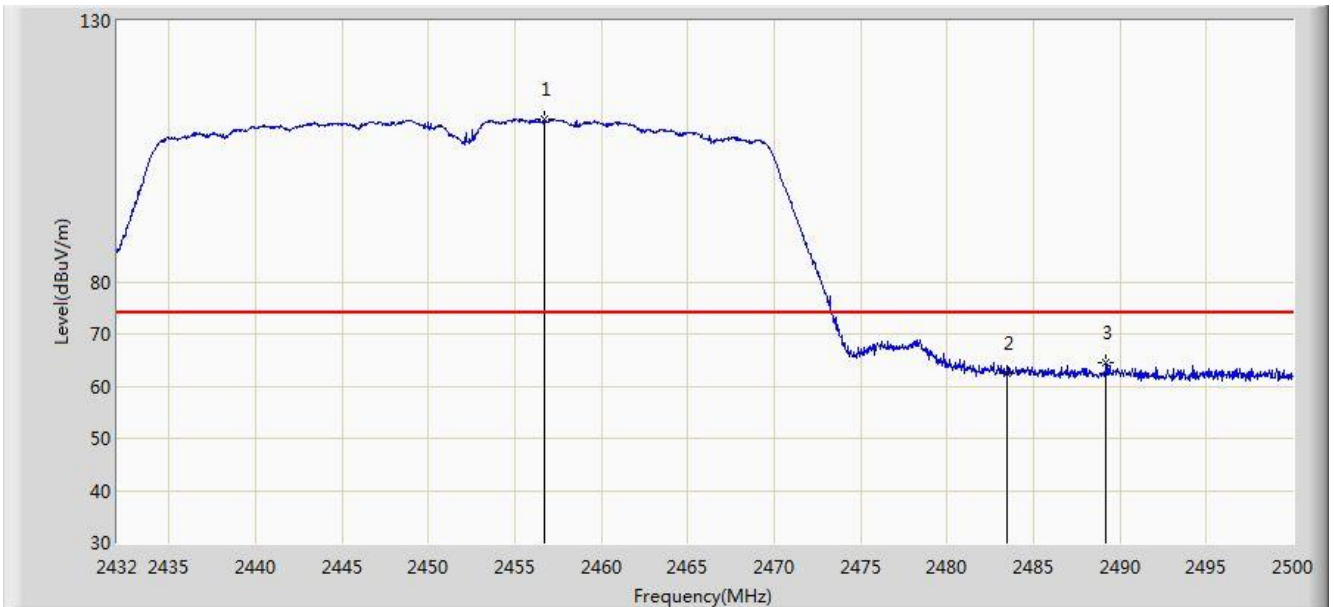


No	Flag	Mark	Frequency (MHz)	Measure Level (dBuV/m)	Reading Level (dBuV)	Margin (dB)	Limit (dBuV/m)	Factor (dB)	Type
1		*	2450.054	101.032	68.537	N/A	N/A	32.495	AV
2			2483.500	51.980	19.399	-2.020	54.000	32.580	AV

Note: Measure Level (dB μ V/m) = Reading Level (dB μ V) + Factor (dB)

Factor (dB) = Cable Loss (dB) + Antenna Factor (dB/m)

Site: AC1	Time: 2016/08/14 - 13:55
Limit: FCC_Part15.209_RE(3m)	Engineer: Kevin Ke
Probe: BBHA9120D_1GHz_18GHz	Polarity: Vertical
EUT: US WI-FI AP 4X4 OD ext. antenna	Power: DC 54V
Test Mode: Transmit by 802.11n-HT40 at Channel 2452MHz Ant 1	

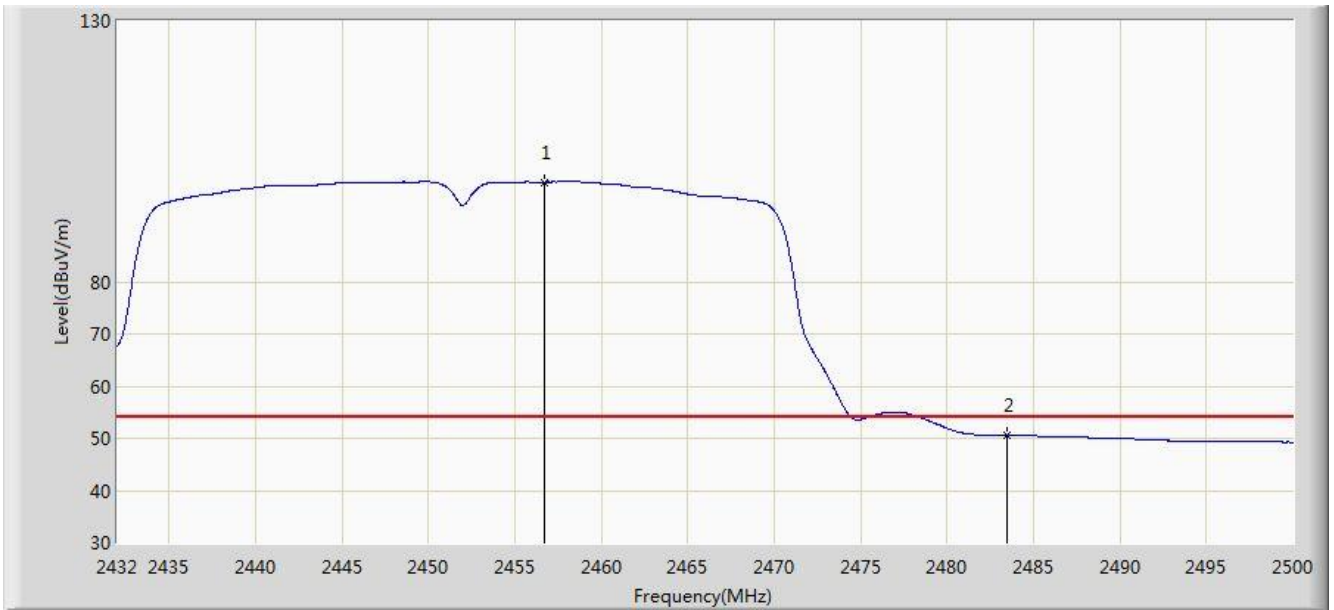


No	Flag	Mark	Frequency (MHz)	Measure Level (dBuV/m)	Reading Level (dBuV)	Margin (dB)	Limit (dBuV/m)	Factor (dB)	Type
1		*	2456.752	111.074	78.567	N/A	N/A	32.507	PK
2			2483.500	62.546	29.965	-11.454	74.000	32.580	PK
3			2489.188	64.363	31.765	-9.637	74.000	32.598	PK

Note: Measure Level (dB μ V/m) = Reading Level (dB μ V) + Factor (dB)

Factor (dB) = Cable Loss (dB) + Antenna Factor (dB/m)

Site: AC1	Time: 2016/08/14 - 13:55
Limit: FCC_Part15.209_RE(3m)	Engineer: Kevin Ke
Probe: BBHA9120D_1GHz_18GHz	Polarity: Vertical
EUT: US WI-FI AP 4X4 OD ext. antenna	Power: DC 54V
Test Mode: Transmit by 802.11n-HT40 at Channel 2452MHz Ant 1	

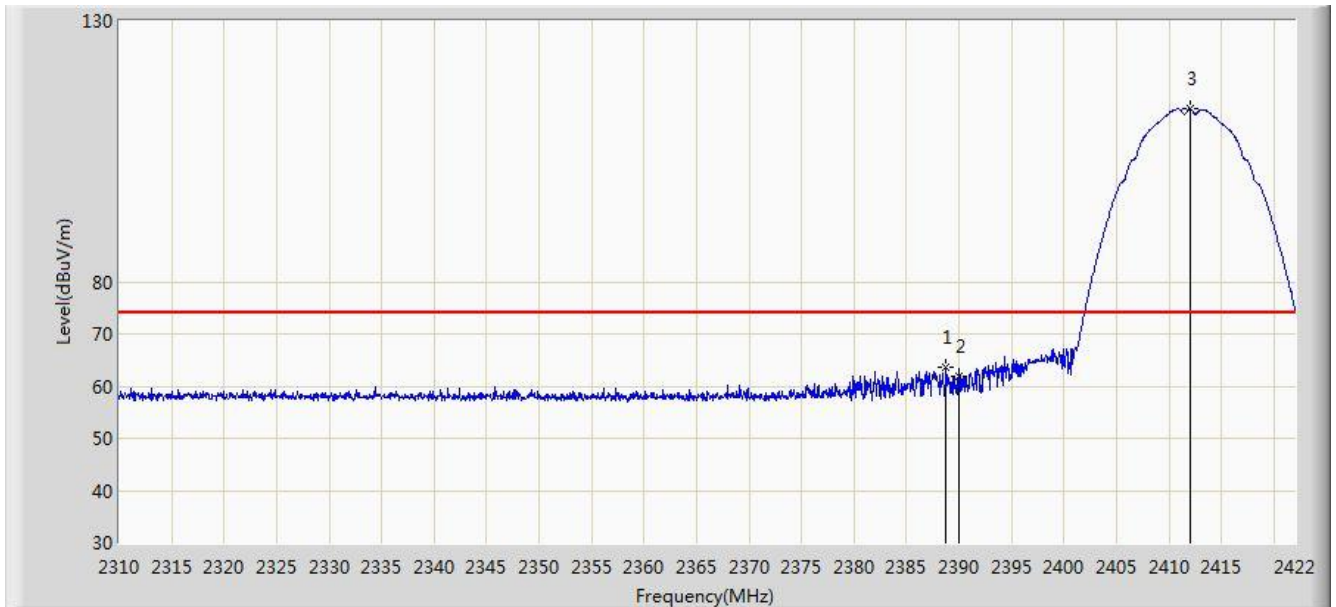


No	Flag	Mark	Frequency (MHz)	Measure Level (dBuV/m)	Reading Level (dBuV)	Margin (dB)	Limit (dBuV/m)	Factor (dB)	Type
1		*	2456.684	99.107	66.600	N/A	N/A	32.507	AV
2			2483.500	50.596	18.015	-3.404	54.000	32.580	AV

Note: Measure Level (dB μ V/m) = Reading Level (dB μ V) + Factor (dB)

Factor (dB) = Cable Loss (dB) + Antenna Factor (dB/m)

Site: AC1	Time: 2016/08/14 - 13:56
Limit: FCC_Part15.209_RE(3m)	Engineer: Kevin Ke
Probe: BBHA9120D_1GHz_18GHz	Polarity: Horizontal
EUT: US WI-FI AP 4X4 OD ext. antenna	Power: DC 54V
Test Mode: Transmit by 802.11b at Channel 2412MHz Ant 2	

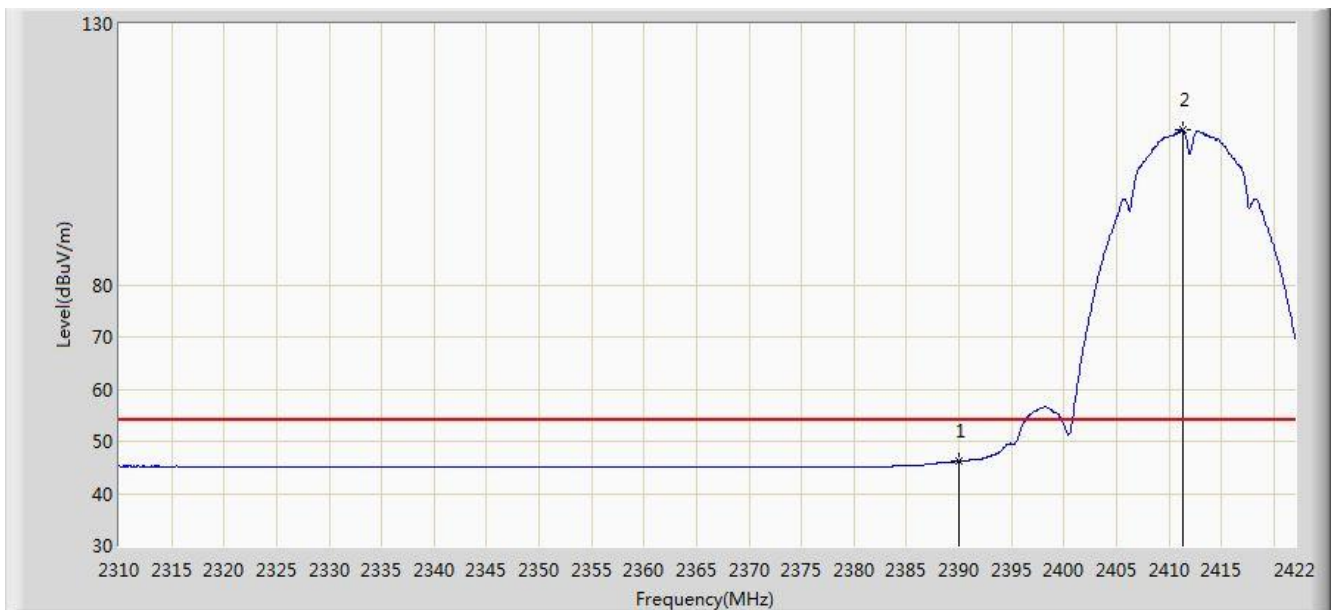


No	Flag	Mark	Frequency (MHz)	Measure Level (dBuV/m)	Reading Level (dBuV)	Margin (dB)	Limit (dBuV/m)	Factor (dB)	Type
1			2388.736	63.599	31.043	-10.401	74.000	32.557	PK
2			2390.000	61.924	29.370	-12.076	74.000	32.554	PK
3		*	2412.032	113.126	80.600	N/A	N/A	32.526	PK

Note: Measure Level (dBμV/m) = Reading Level (dBμV) + Factor (dB)

Factor (dB) = Cable Loss (dB) + Antenna Factor (dB/m)

Site: AC1	Time: 2016/08/14 - 13:58
Limit: FCC_Part15.209_RE(3m)	Engineer: Kevin Ke
Probe: BBHA9120D_1GHz_18GHz	Polarity: Horizontal
EUT: US WI-FI AP 4X4 OD ext. antenna	Power: DC 54V
Test Mode: Transmit by 802.11b at Channel 2412MHz Ant 2	

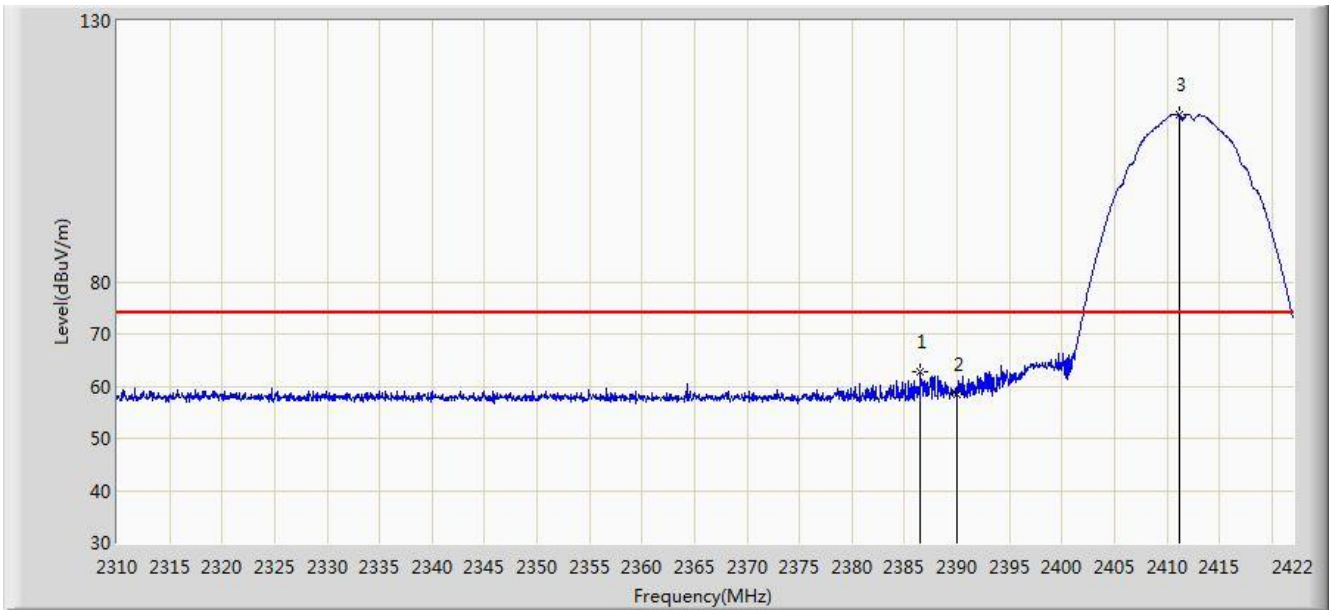


No	Flag	Mark	Frequency (MHz)	Measure Level (dBuV/m)	Reading Level (dBuV)	Margin (dB)	Limit (dBuV/m)	Factor (dB)	Type
1			2390.000	46.278	13.724	-7.722	54.000	32.554	AV
2		*	2411.304	109.694	77.168	N/A	N/A	32.526	AV

Note: Measure Level (dB μ V/m) = Reading Level (dB μ V) + Factor (dB)

Factor (dB) = Cable Loss (dB) + Antenna Factor (dB/m)

Site: AC1	Time: 2016/08/14 - 13:59
Limit: FCC_Part15.209_RE(3m)	Engineer: Kevin Ke
Probe: BBHA9120D_1GHz_18GHz	Polarity: Vertical
EUT: US WI-FI AP 4X4 OD ext. antenna	Power: DC 54V
Test Mode: Transmit by 802.11b at Channel 2412MHz Ant 2	

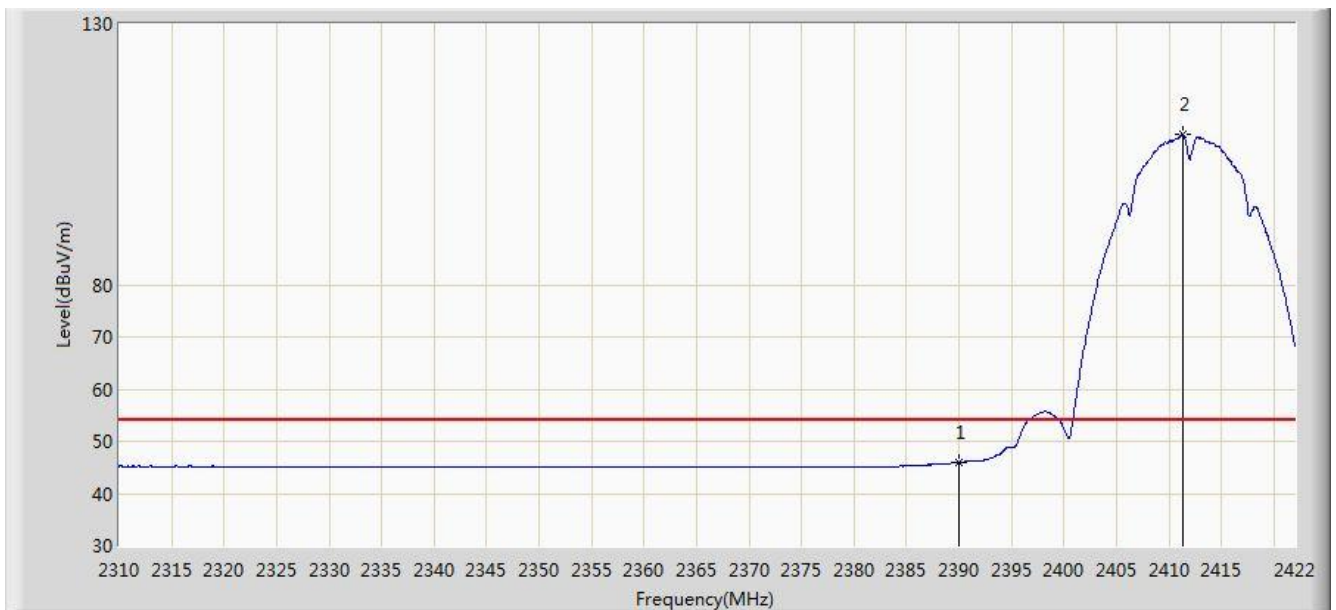


No	Flag	Mark	Frequency (MHz)	Measure Level (dBuV/m)	Reading Level (dBuV)	Margin (dB)	Limit (dBuV/m)	Factor (dB)	Type
1			2386.552	62.736	30.177	-11.264	74.000	32.559	PK
2			2390.000	58.277	25.723	-15.723	74.000	32.554	PK
3		*	2411.136	111.899	79.372	N/A	N/A	32.527	PK

Note: Measure Level (dB μ V/m) = Reading Level (dB μ V) + Factor (dB)

Factor (dB) = Cable Loss (dB) + Antenna Factor (dB/m)

Site: AC1	Time: 2016/08/14 - 14:00
Limit: FCC_Part15.209_RE(3m)	Engineer: Kevin Ke
Probe: BBHA9120D_1GHz_18GHz	Polarity: Vertical
EUT: US WI-FI AP 4X4 OD ext. antenna	Power: DC 54V
Test Mode: Transmit by 802.11b at Channel 2412MHz Ant 2	

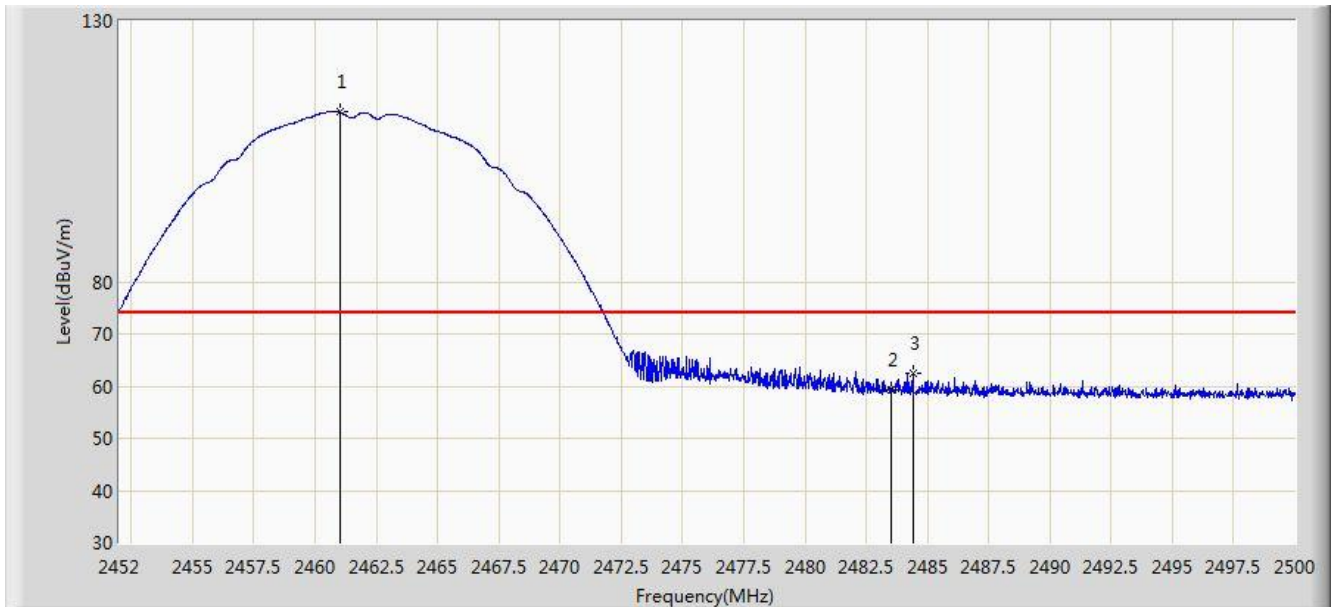


No	Flag	Mark	Frequency (MHz)	Measure Level (dBuV/m)	Reading Level (dBuV)	Margin (dB)	Limit (dBuV/m)	Factor (dB)	Type
1			2390.000	45.972	13.418	-8.028	54.000	32.554	AV
2		*	2411.304	108.725	76.199	N/A	N/A	32.526	AV

Note: Measure Level (dB μ V/m) = Reading Level (dB μ V) + Factor (dB)

Factor (dB) = Cable Loss (dB) + Antenna Factor (dB/m)

Site: AC1	Time: 2016/08/14 - 14:00
Limit: FCC_Part15.209_RE(3m)	Engineer: Kevin Ke
Probe: BBHA9120D_1GHz_18GHz	Polarity: Horizontal
EUT: US WI-FI AP 4X4 OD ext. antenna	Power: DC 54V
Test Mode: Transmit by 802.11b at Channel 2462MHz Ant 2	



No	Flag	Mark	Frequency (MHz)	Measure Level (dBuV/m)	Reading Level (dBuV)	Margin (dB)	Limit (dBuV/m)	Factor (dB)	Type
1		*	2461.000	112.537	80.022	N/A	N/A	32.514	PK
2			2483.500	59.378	26.797	-14.622	74.000	32.580	PK
3			2484.400	62.333	29.750	-11.667	74.000	32.583	PK

Note: Measure Level (dB μ V/m) = Reading Level (dB μ V) + Factor (dB)

Factor (dB) = Cable Loss (dB) + Antenna Factor (dB/m)

Site: AC1	Time: 2016/08/14 - 14:02
Limit: FCC_Part15.209_RE(3m)	Engineer: Kevin Ke
Probe: BBHA9120D_1GHz_18GHz	Polarity: Horizontal
EUT: US WI-FI AP 4X4 OD ext. antenna	Power: DC 54V
Test Mode: Transmit by 802.11b at Channel 2462MHz Ant 2	

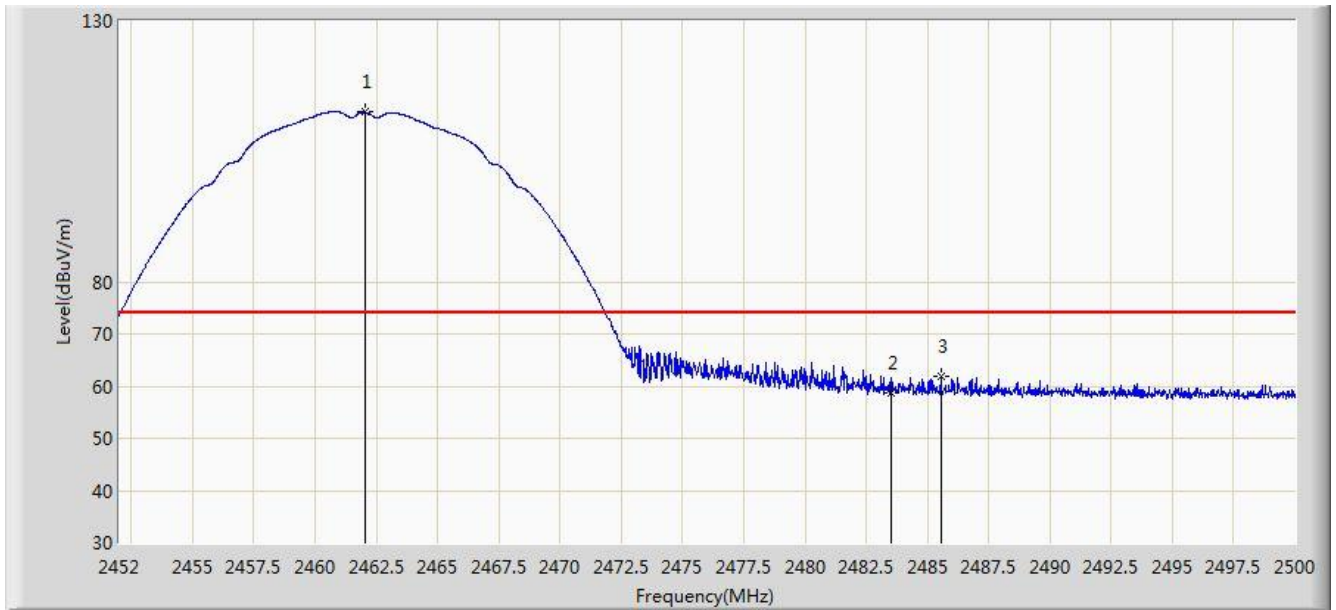


No	Flag	Mark	Frequency (MHz)	Measure Level (dBuV/m)	Reading Level (dBuV)	Margin (dB)	Limit (dBuV/m)	Factor (dB)	Type
1		*	2461.312	109.196	76.681	N/A	N/A	32.516	AV
2			2483.500	46.670	14.089	-7.330	54.000	32.580	AV

Note: Measure Level (dBμV/m) = Reading Level (dBμV) + Factor (dB)

Factor (dB) = Cable Loss (dB) + Antenna Factor (dB/m)

Site: AC1	Time: 2016/08/14 - 14:02
Limit: FCC_Part15.209_RE(3m)	Engineer: Kevin Ke
Probe: BBHA9120D_1GHz_18GHz	Polarity: Vertical
EUT: US WI-FI AP 4X4 OD ext. antenna	Power: DC 54V
Test Mode: Transmit by 802.11b at Channel 2462MHz Ant 2	



No	Flag	Mark	Frequency (MHz)	Measure Level (dBuV/m)	Reading Level (dBuV)	Margin (dB)	Limit (dBuV/m)	Factor (dB)	Type
1		*	2462.056	112.465	79.949	N/A	N/A	32.516	PK
2			2483.500	58.796	26.215	-15.204	74.000	32.580	PK
3			2485.552	61.947	29.360	-12.053	74.000	32.587	PK

Note: Measure Level (dBμV/m) = Reading Level (dBμV) + Factor (dB)

Factor (dB) = Cable Loss (dB) + Antenna Factor (dB/m)

Site: AC1	Time: 2016/08/14 - 14:03
Limit: FCC_Part15.209_RE(3m)	Engineer: Kevin Ke
Probe: BBHA9120D_1GHz_18GHz	Polarity: Vertical
EUT: US WI-FI AP 4X4 OD ext. antenna	Power: DC 54V
Test Mode: Transmit by 802.11b at Channel 2462MHz Ant 2	

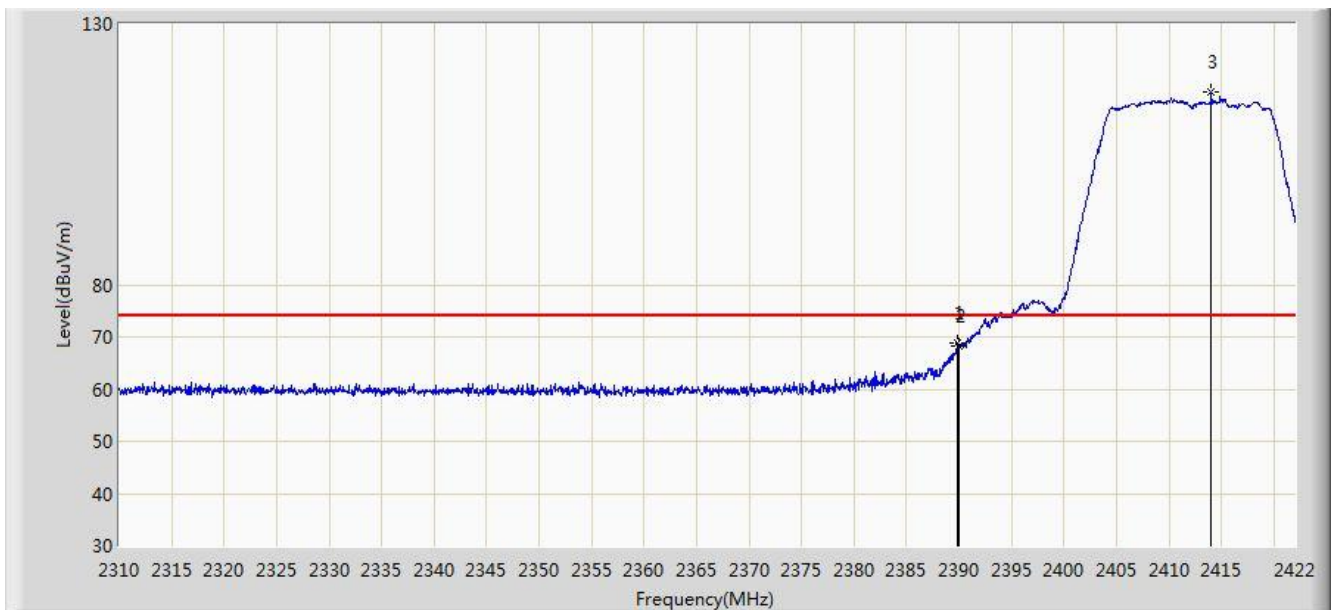


No	Flag	Mark	Frequency (MHz)	Measure Level (dBuV/m)	Reading Level (dBuV)	Margin (dB)	Limit (dBuV/m)	Factor (dB)	Type
1		*	2461.240	109.125	76.610	N/A	N/A	32.515	AV
2			2483.500	47.026	14.445	-6.974	54.000	32.580	AV

Note: Measure Level (dB μ V/m) = Reading Level (dB μ V) + Factor (dB)

Factor (dB) = Cable Loss (dB) + Antenna Factor (dB/m)

Site: AC1	Time: 2016/08/14 - 14:04
Limit: FCC_Part15.209_RE(3m)	Engineer: Kevin Ke
Probe: BBHA9120D_1GHz_18GHz	Polarity: Horizontal
EUT: US WI-FI AP 4X4 OD ext. antenna	Power: DC 54V
Test Mode: Transmit by 802.11g at Channel 2412MHz Ant 2	

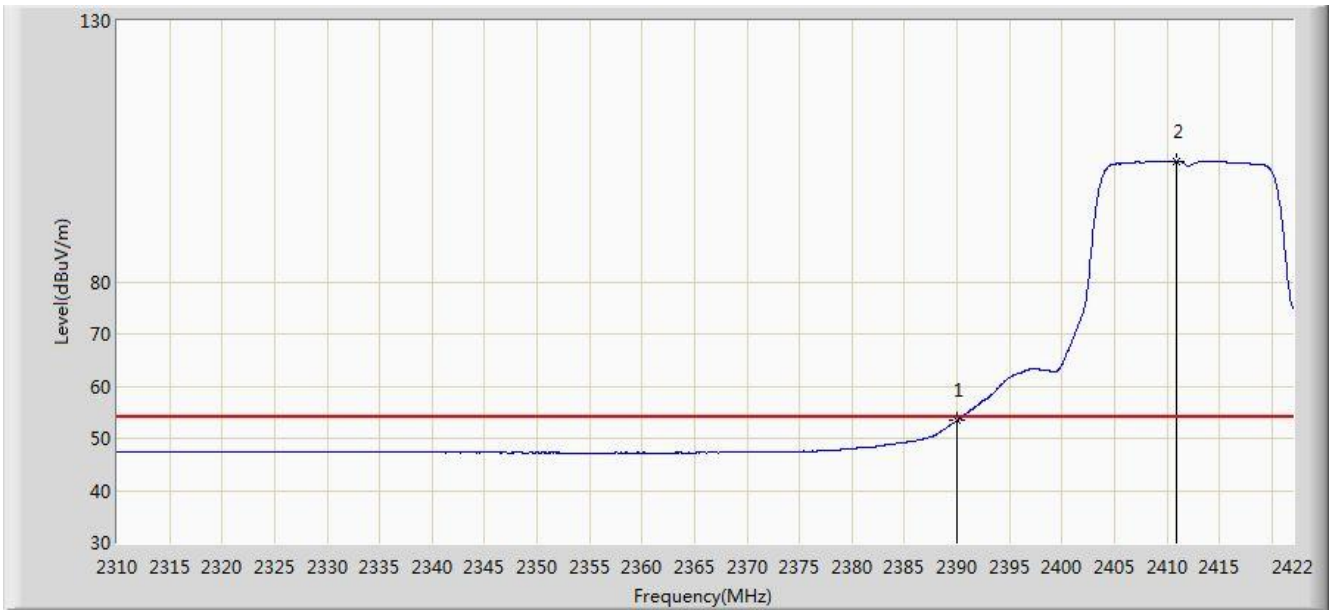


No	Flag	Mark	Frequency (MHz)	Measure Level (dBuV/m)	Reading Level (dBuV)	Margin (dB)	Limit (dBuV/m)	Factor (dB)	Type
1			2389.856	68.964	36.409	-5.036	74.000	32.555	PK
2			2390.000	68.404	35.850	-5.596	74.000	32.554	PK
3		*	2414.048	117.024	84.501	N/A	N/A	32.523	PK

Note: Measure Level (dBμV/m) = Reading Level (dBμV) + Factor (dB)

Factor (dB) = Cable Loss (dB) + Antenna Factor (dB/m)

Site: AC1	Time: 2016/08/14 - 14:05
Limit: FCC_Part15.209_RE(3m)	Engineer: Kevin Ke
Probe: BBHA9120D_1GHz_18GHz	Polarity: Horizontal
EUT: US WI-FI AP 4X4 OD ext. antenna	Power: DC 54V
Test Mode: Transmit by 802.11g at Channel 2412MHz Ant 2	

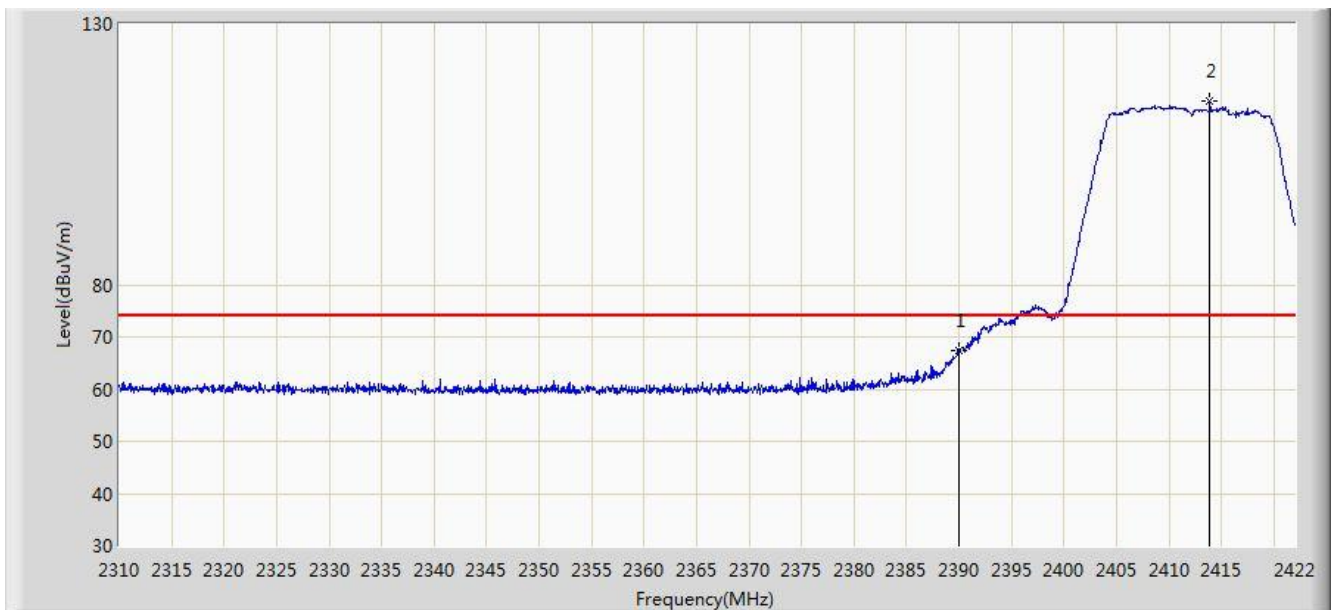


No	Flag	Mark	Frequency (MHz)	Measure Level (dBuV/m)	Reading Level (dBuV)	Margin (dB)	Limit (dBuV/m)	Factor (dB)	Type
1			2390.000	53.391	20.837	-0.609	54.000	32.554	AV
2		*	2410.856	103.145	70.618	N/A	N/A	32.527	AV

Note: Measure Level (dBμV/m) = Reading Level (dBμV) + Factor (dB)

Factor (dB) = Cable Loss (dB) + Antenna Factor (dB/m)

Site: AC1	Time: 2016/08/14 - 14:05
Limit: FCC_Part15.209_RE(3m)	Engineer: Kevin Ke
Probe: BBHA9120D_1GHz_18GHz	Polarity: Vertical
EUT: US WI-FI AP 4X4 OD ext. antenna	Power: DC 54V
Test Mode: Transmit by 802.11g at Channel 2412MHz Ant 2	

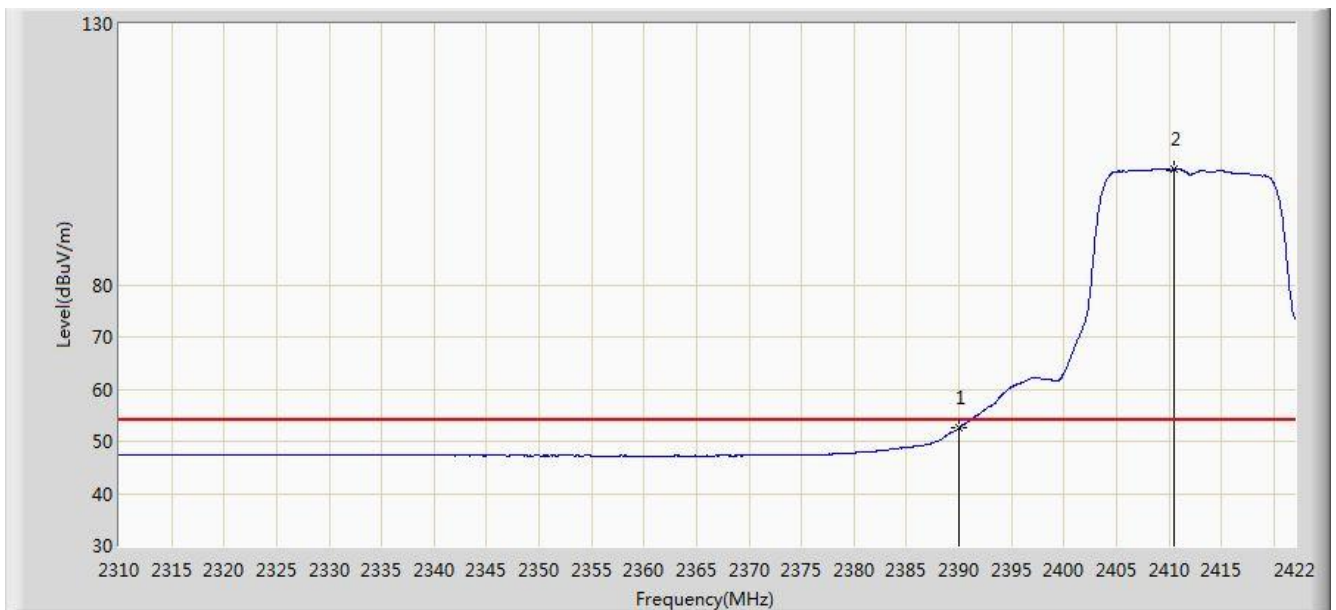


No	Flag	Mark	Frequency (MHz)	Measure Level (dBuV/m)	Reading Level (dBuV)	Margin (dB)	Limit (dBuV/m)	Factor (dB)	Type
1			2390.000	67.356	34.802	-6.644	74.000	32.554	PK
2		*	2413.880	115.186	82.663	N/A	N/A	32.523	PK

Note: Measure Level (dB μ V/m) = Reading Level (dB μ V) + Factor (dB)

Factor (dB) = Cable Loss (dB) + Antenna Factor (dB/m)

Site: AC1	Time: 2016/08/14 - 14:06
Limit: FCC_Part15.209_RE(3m)	Engineer: Kevin Ke
Probe: BBHA9120D_1GHz_18GHz	Polarity: Vertical
EUT: US WI-FI AP 4X4 OD ext. antenna	Power: DC 54V
Test Mode: Transmit by 802.11g at Channel 2412MHz Ant 2	

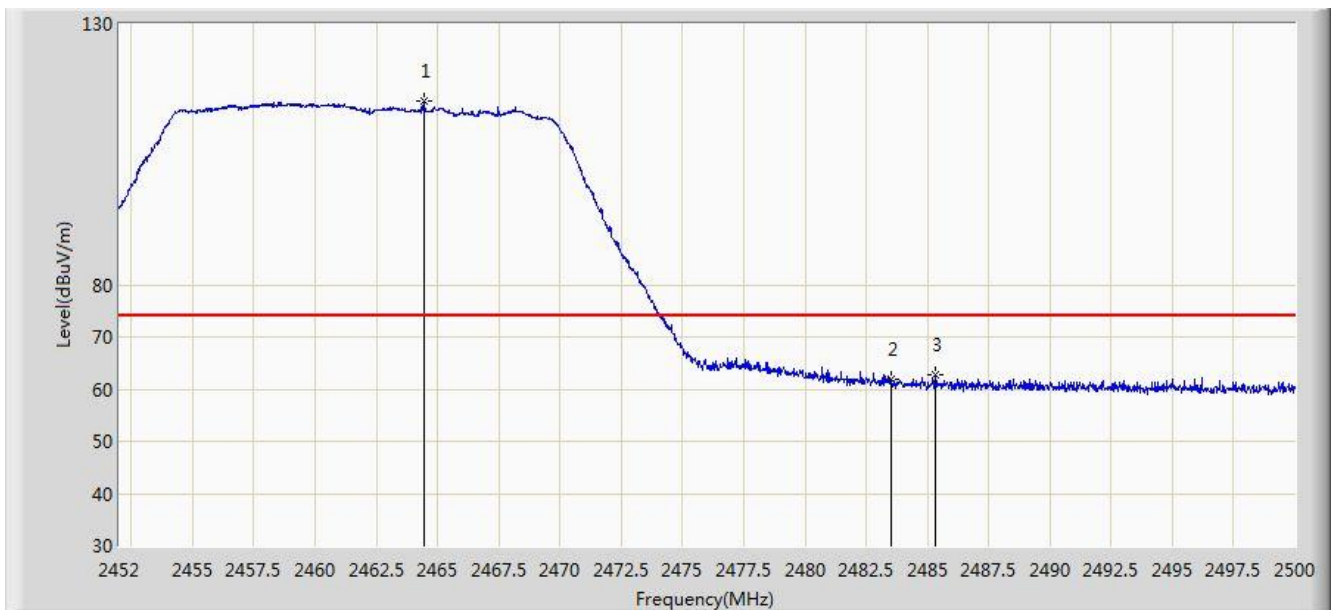


No	Flag	Mark	Frequency (MHz)	Measure Level (dBuV/m)	Reading Level (dBuV)	Margin (dB)	Limit (dBuV/m)	Factor (dB)	Type
1			2390.000	52.577	20.023	-1.423	54.000	32.554	AV
2		*	2410.464	102.049	69.521	N/A	N/A	32.527	AV

Note: Measure Level (dB μ V/m) = Reading Level (dB μ V) + Factor (dB)

Factor (dB) = Cable Loss (dB) + Antenna Factor (dB/m)

Site: AC1	Time: 2016/08/14 - 14:07
Limit: FCC_Part15.209_RE(3m)	Engineer: Kevin Ke
Probe: BBHA9120D_1GHz_18GHz	Polarity: Horizontal
EUT: US WI-FI AP 4X4 OD ext. antenna	Power: DC 54V
Test Mode: Transmit by 802.11g at Channel 2462MHz Ant 2	

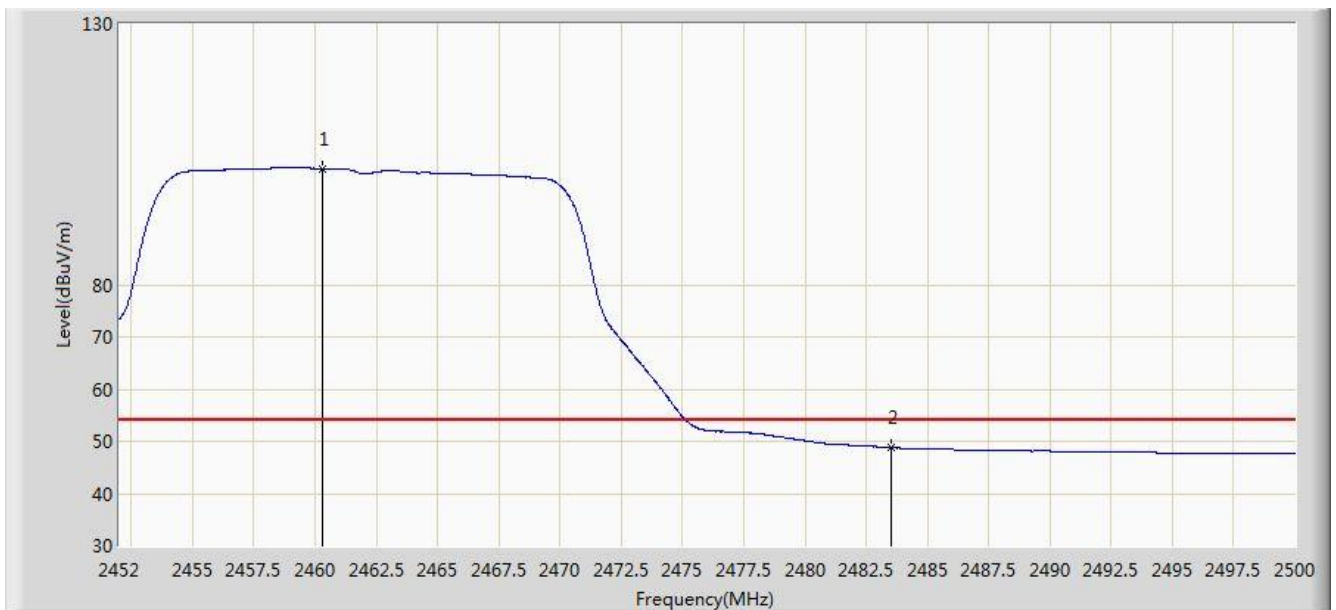


No	Flag	Mark	Frequency (MHz)	Measure Level (dBuV/m)	Reading Level (dBuV)	Margin (dB)	Limit (dBuV/m)	Factor (dB)	Type
1		*	2464.432	115.346	82.823	N/A	N/A	32.523	PK
2			2483.500	61.756	29.175	-12.244	74.000	32.580	PK
3			2485.336	62.638	30.052	-11.362	74.000	32.587	PK

Note: Measure Level (dB μ V/m) = Reading Level (dB μ V) + Factor (dB)

Factor (dB) = Cable Loss (dB) + Antenna Factor (dB/m)

Site: AC1	Time: 2016/08/14 - 14:08
Limit: FCC_Part15.209_RE(3m)	Engineer: Kevin Ke
Probe: BBHA9120D_1GHz_18GHz	Polarity: Horizontal
EUT: US WI-FI AP 4X4 OD ext. antenna	Power: DC 54V
Test Mode: Transmit by 802.11g at Channel 2462MHz Ant 2	

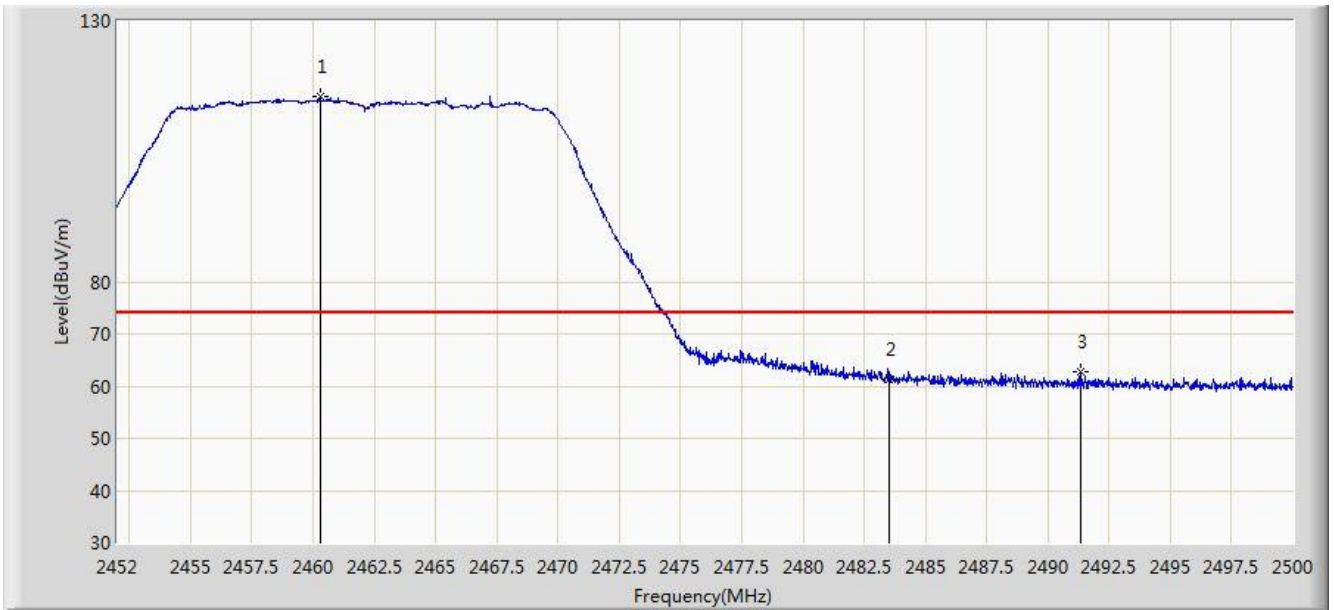


No	Flag	Mark	Frequency (MHz)	Measure Level (dBuV/m)	Reading Level (dBuV)	Margin (dB)	Limit (dBuV/m)	Factor (dB)	Type
1		*	2460.328	102.223	69.710	N/A	N/A	32.513	AV
2			2483.500	48.739	16.158	-5.261	54.000	32.580	AV

Note: Measure Level (dB μ V/m) = Reading Level (dB μ V) + Factor (dB)

Factor (dB) = Cable Loss (dB) + Antenna Factor (dB/m)

Site: AC1	Time: 2016/08/14 - 14:08
Limit: FCC_Part15.209_RE(3m)	Engineer: Kevin Ke
Probe: BBHA9120D_1GHz_18GHz	Polarity: Vertical
EUT: US WI-FI AP 4X4 OD ext. antenna	Power: DC 54V
Test Mode: Transmit by 802.11g at Channel 2462MHz Ant 2	

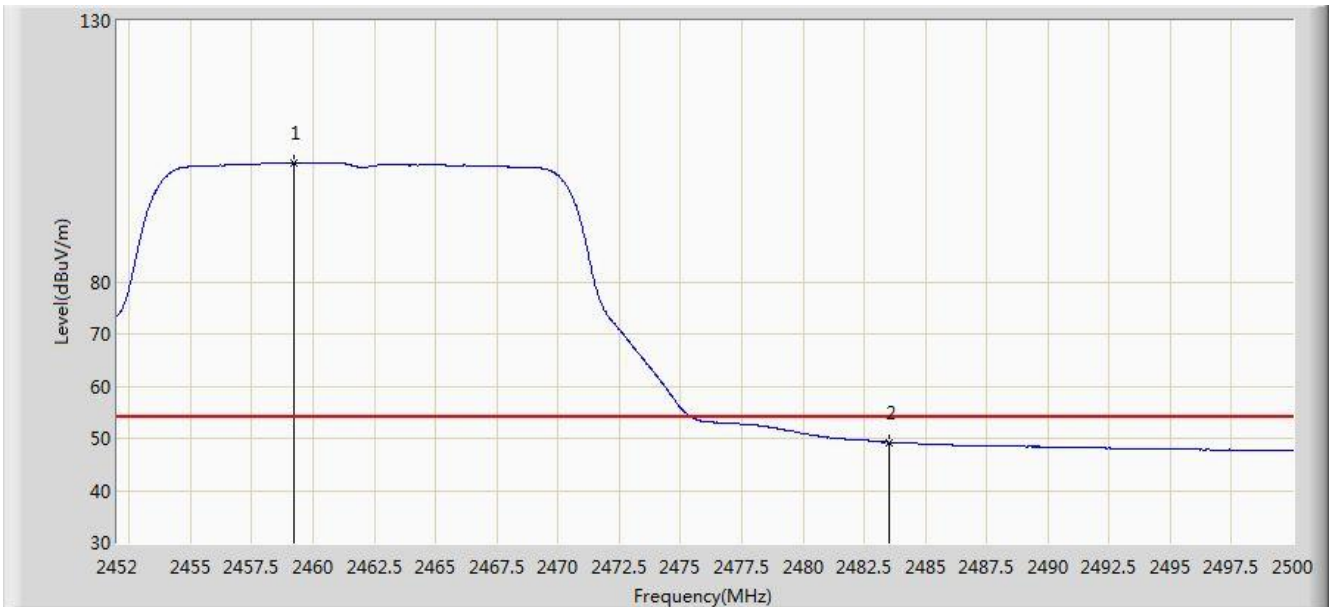


No	Flag	Mark	Frequency (MHz)	Measure Level (dBuV/m)	Reading Level (dBuV)	Margin (dB)	Limit (dBuV/m)	Factor (dB)	Type
1		*	2460.280	115.504	82.991	N/A	N/A	32.513	PK
2			2483.500	61.286	28.705	-12.714	74.000	32.580	PK
3			2491.360	62.799	30.195	-11.201	74.000	32.605	PK

Note: Measure Level (dBμV/m) = Reading Level (dBμV) + Factor (dB)

Factor (dB) = Cable Loss (dB) + Antenna Factor (dB/m)

Site: AC1	Time: 2016/08/14 - 14:09
Limit: FCC_Part15.209_RE(3m)	Engineer: Kevin Ke
Probe: BBHA9120D_1GHz_18GHz	Polarity: Vertical
EUT: US WI-FI AP 4X4 OD ext. antenna	Power: DC 54V
Test Mode: Transmit by 802.11g at Channel 2462MHz Ant 2	

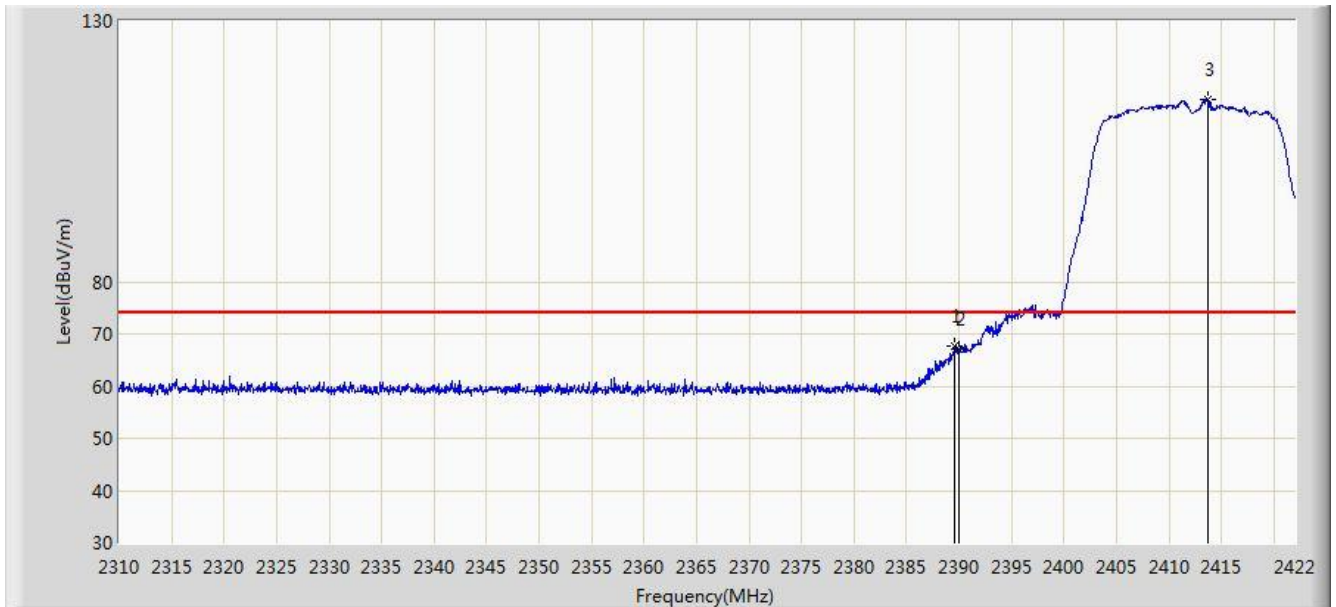


No	Flag	Mark	Frequency (MHz)	Measure Level (dBuV/m)	Reading Level (dBuV)	Margin (dB)	Limit (dBuV/m)	Factor (dB)	Type
1		*	2459.200	102.827	70.316	N/A	N/A	32.511	AV
2			2483.500	49.237	16.656	-4.763	54.000	32.580	AV

Note: Measure Level (dB μ V/m) = Reading Level (dB μ V) + Factor (dB)

Factor (dB) = Cable Loss (dB) + Antenna Factor (dB/m)

Site: AC1	Time: 2016/08/14 - 14:11
Limit: FCC_Part15.209_RE(3m)	Engineer: Kevin Ke
Probe: BBHA9120D_1GHz_18GHz	Polarity: Horizontal
EUT: US WI-FI AP 4X4 OD ext. antenna	Power: DC 54V
Test Mode: Transmit by 802.11n-HT20 at Channel 2412MHz Ant 2	

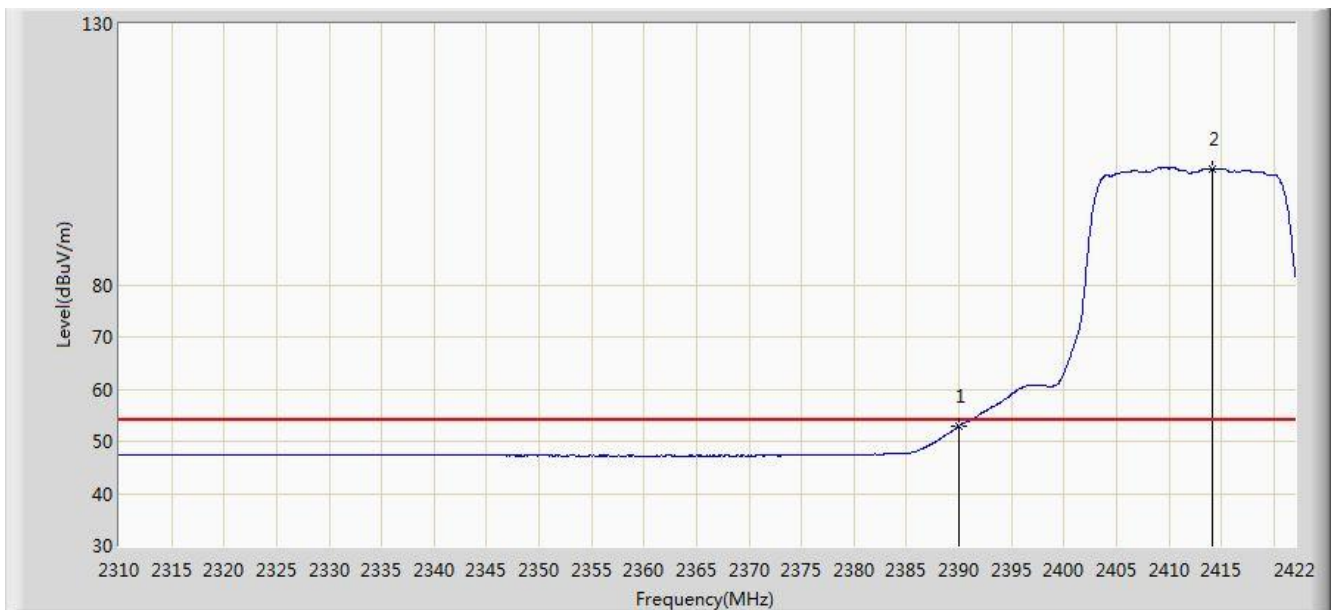


No	Flag	Mark	Frequency (MHz)	Measure Level (dBuV/m)	Reading Level (dBuV)	Margin (dB)	Limit (dBuV/m)	Factor (dB)	Type
1			2389.632	67.614	35.059	-6.386	74.000	32.555	PK
2			2390.000	67.179	34.625	-6.821	74.000	32.554	PK
3		*	2413.656	114.948	82.424	N/A	N/A	32.524	PK

Note: Measure Level (dBμV/m) = Reading Level (dBμV) + Factor (dB)

Factor (dB) = Cable Loss (dB) + Antenna Factor (dB/m)

Site: AC1	Time: 2016/08/14 - 14:11
Limit: FCC_Part15.209_RE(3m)	Engineer: Kevin Ke
Probe: BBHA9120D_1GHz_18GHz	Polarity: Horizontal
EUT: US WI-FI AP 4X4 OD ext. antenna	Power: DC 54V
Test Mode: Transmit by 802.11n-HT20 at Channel 2412MHz Ant 2	

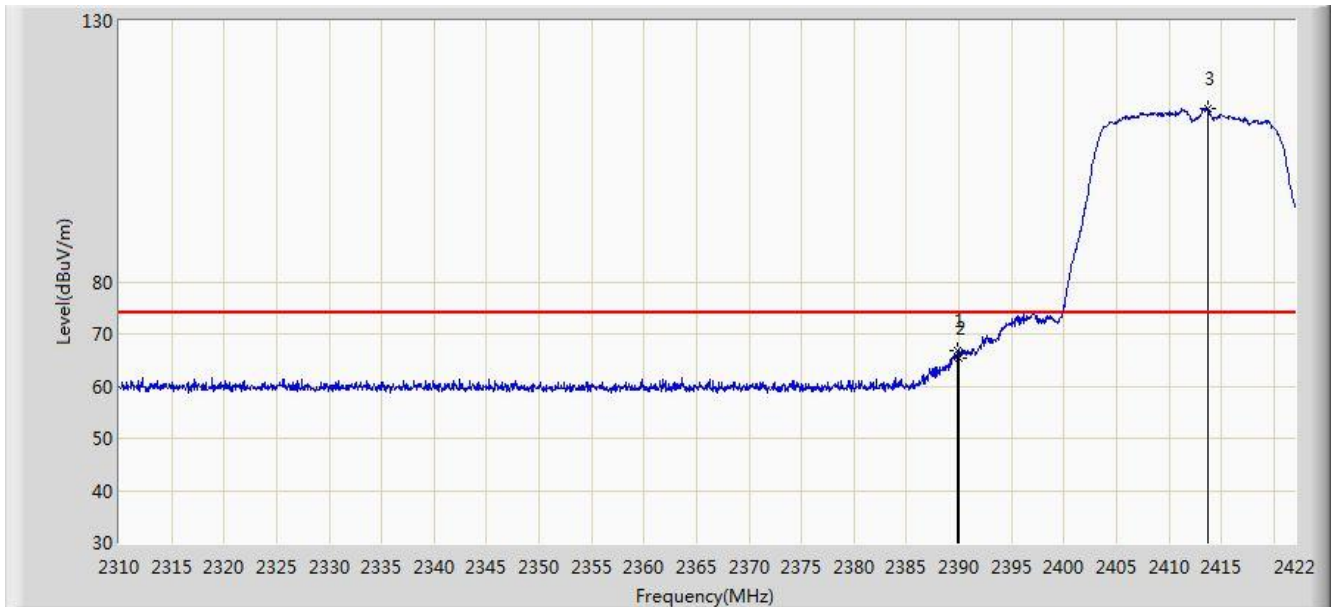


No	Flag	Mark	Frequency (MHz)	Measure Level (dBuV/m)	Reading Level (dBuV)	Margin (dB)	Limit (dBuV/m)	Factor (dB)	Type
1			2390.000	52.972	20.418	-1.028	54.000	32.554	AV
2		*	2414.104	102.255	69.732	N/A	N/A	32.524	AV

Note: Measure Level (dB μ V/m) = Reading Level (dB μ V) + Factor (dB)

Factor (dB) = Cable Loss (dB) + Antenna Factor (dB/m)

Site: AC1	Time: 2016/08/14 - 14:12
Limit: FCC_Part15.209_RE(3m)	Engineer: Kevin Ke
Probe: BBHA9120D_1GHz_18GHz	Polarity: Vertical
EUT: US WI-FI AP 4X4 OD ext. antenna	Power: DC 54V
Test Mode: Transmit by 802.11n-HT20 at Channel 2412MHz Ant 2	

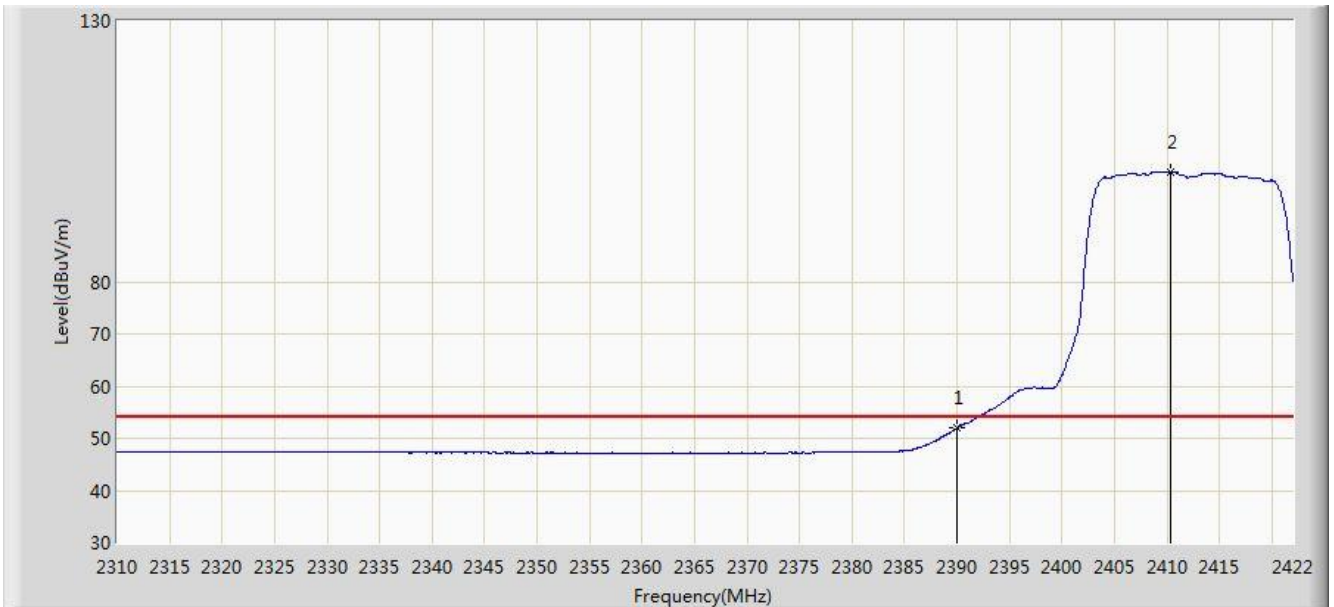


No	Flag	Mark	Frequency (MHz)	Measure Level (dBuV/m)	Reading Level (dBuV)	Margin (dB)	Limit (dBuV/m)	Factor (dB)	Type
1			2389.912	66.709	34.154	-7.291	74.000	32.555	PK
2			2390.000	65.500	32.946	-8.500	74.000	32.554	PK
3		*	2413.768	113.139	80.616	N/A	N/A	32.523	PK

Note: Measure Level (dB μ V/m) = Reading Level (dB μ V) + Factor (dB)

Factor (dB) = Cable Loss (dB) + Antenna Factor (dB/m)

Site: AC1	Time: 2016/08/14 - 14:13
Limit: FCC_Part15.209_RE(3m)	Engineer: Kevin Ke
Probe: BBHA9120D_1GHz_18GHz	Polarity: Vertical
EUT: US WI-FI AP 4X4 OD ext. antenna	Power: DC 54V
Test Mode: Transmit by 802.11n-HT20 at Channel 2412MHz Ant 2	

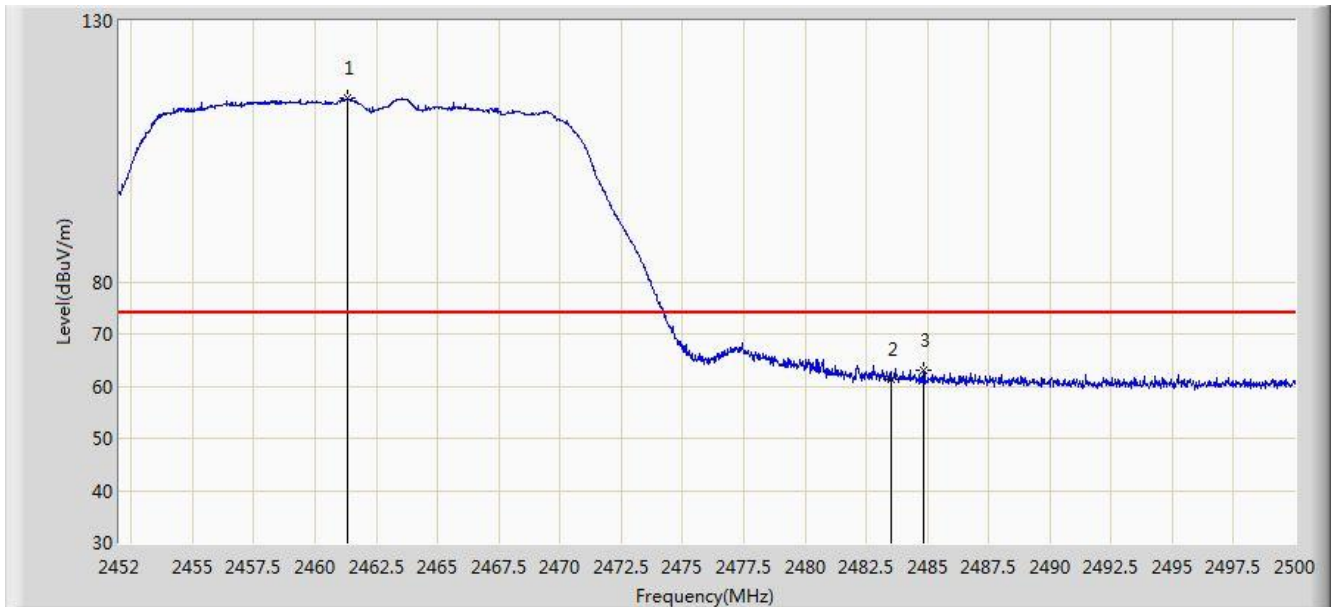


No	Flag	Mark	Frequency (MHz)	Measure Level (dBuV/m)	Reading Level (dBuV)	Margin (dB)	Limit (dBuV/m)	Factor (dB)	Type
1			2390.000	51.968	19.414	-2.032	54.000	32.554	AV
2		*	2410.296	101.071	68.543	N/A	N/A	32.528	AV

Note: Measure Level (dB μ V/m) = Reading Level (dB μ V) + Factor (dB)

Factor (dB) = Cable Loss (dB) + Antenna Factor (dB/m)

Site: AC1	Time: 2016/08/14 - 14:13
Limit: FCC_Part15.209_RE(3m)	Engineer: Kevin Ke
Probe: BBHA9120D_1GHz_18GHz	Polarity: Horizontal
EUT: US WI-FI AP 4X4 OD ext. antenna	Power: DC 54V
Test Mode: Transmit by 802.11n-HT20 at Channel 2462MHz Ant 2	

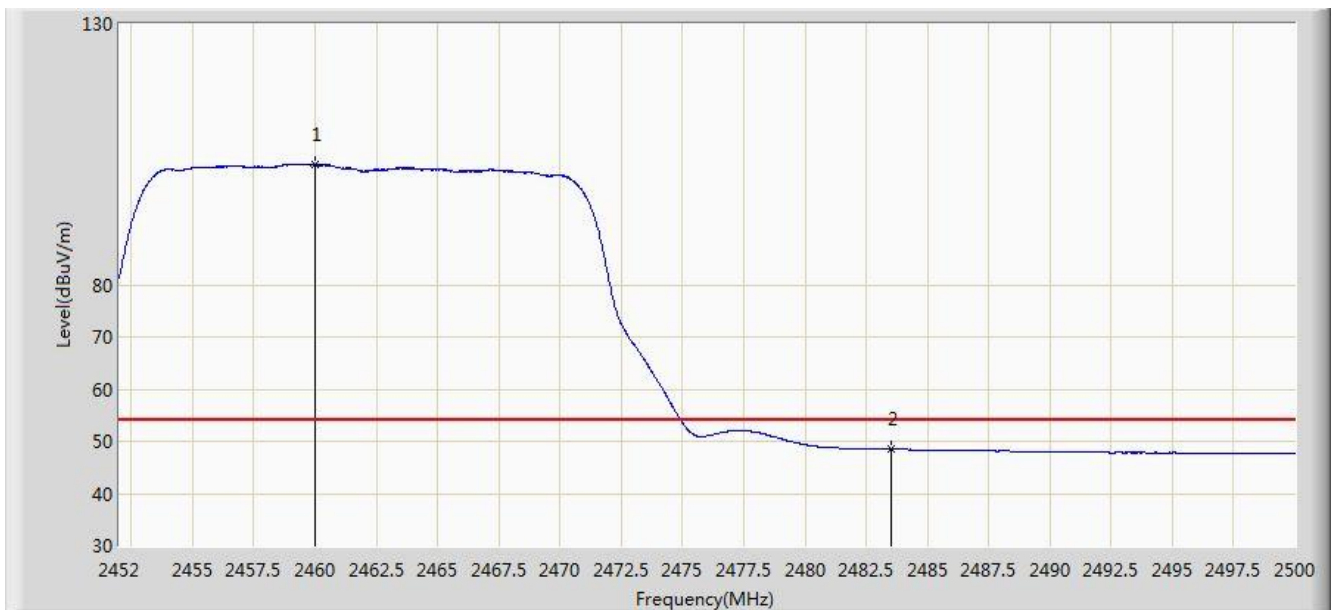


No	Flag	Mark	Frequency (MHz)	Measure Level (dBuV/m)	Reading Level (dBuV)	Margin (dB)	Limit (dBuV/m)	Factor (dB)	Type
1		*	2461.336	115.269	82.754	N/A	N/A	32.516	PK
2			2483.500	61.251	28.670	-12.749	74.000	32.580	PK
3			2484.856	62.905	30.320	-11.095	74.000	32.585	PK

Note: Measure Level (dBμV/m) = Reading Level (dBμV) + Factor (dB)

Factor (dB) = Cable Loss (dB) + Antenna Factor (dB/m)

Site: AC1	Time: 2016/08/14 - 14:15
Limit: FCC_Part15.209_RE(3m)	Engineer: Kevin Ke
Probe: BBHA9120D_1GHz_18GHz	Polarity: Horizontal
EUT: US WI-FI AP 4X4 OD ext. antenna	Power: DC 54V
Test Mode: Transmit by 802.11n-HT20 at Channel 2462MHz Ant 2	

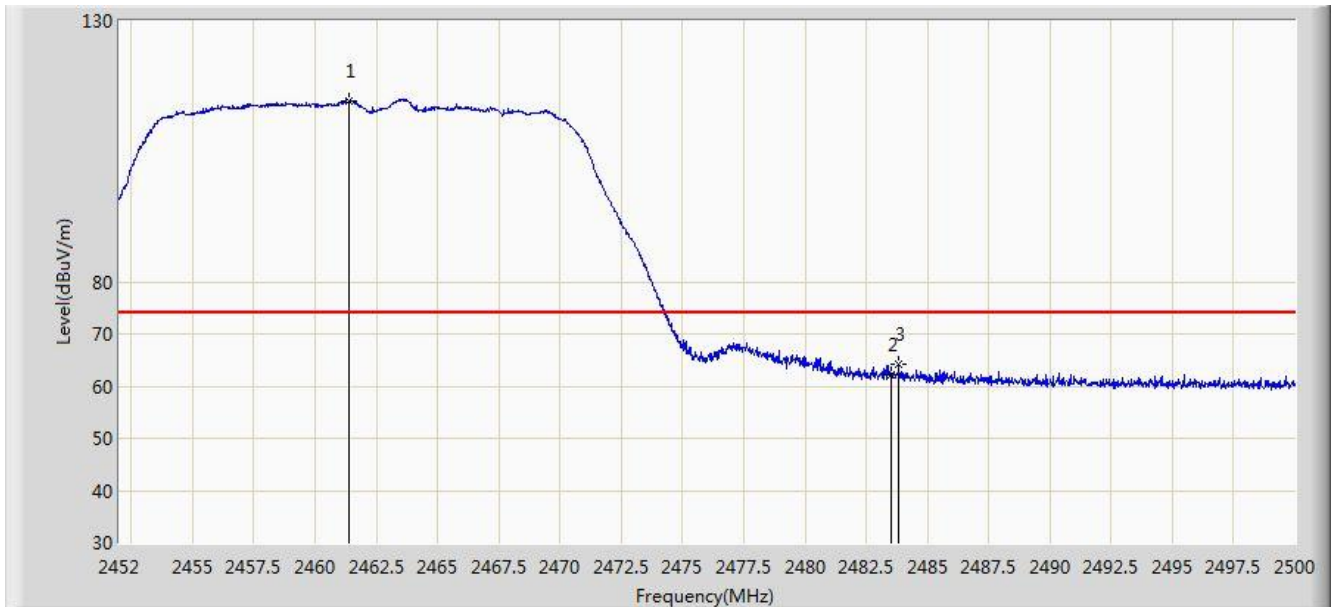


No	Flag	Mark	Frequency (MHz)	Measure Level (dBuV/m)	Reading Level (dBuV)	Margin (dB)	Limit (dBuV/m)	Factor (dB)	Type
1		*	2459.992	102.912	70.399	N/A	N/A	32.513	AV
2			2483.500	48.493	15.912	-5.507	54.000	32.580	AV

Note: Measure Level (dB μ V/m) = Reading Level (dB μ V) + Factor (dB)

Factor (dB) = Cable Loss (dB) + Antenna Factor (dB/m)

Site: AC1	Time: 2016/08/14 - 14:15
Limit: FCC_Part15.209_RE(3m)	Engineer: Kevin Ke
Probe: BBHA9120D_1GHz_18GHz	Polarity: Vertical
EUT: US WI-FI AP 4X4 OD ext. antenna	Power: DC 54V
Test Mode: Transmit by 802.11n-HT20 at Channel 2462MHz Ant 2	

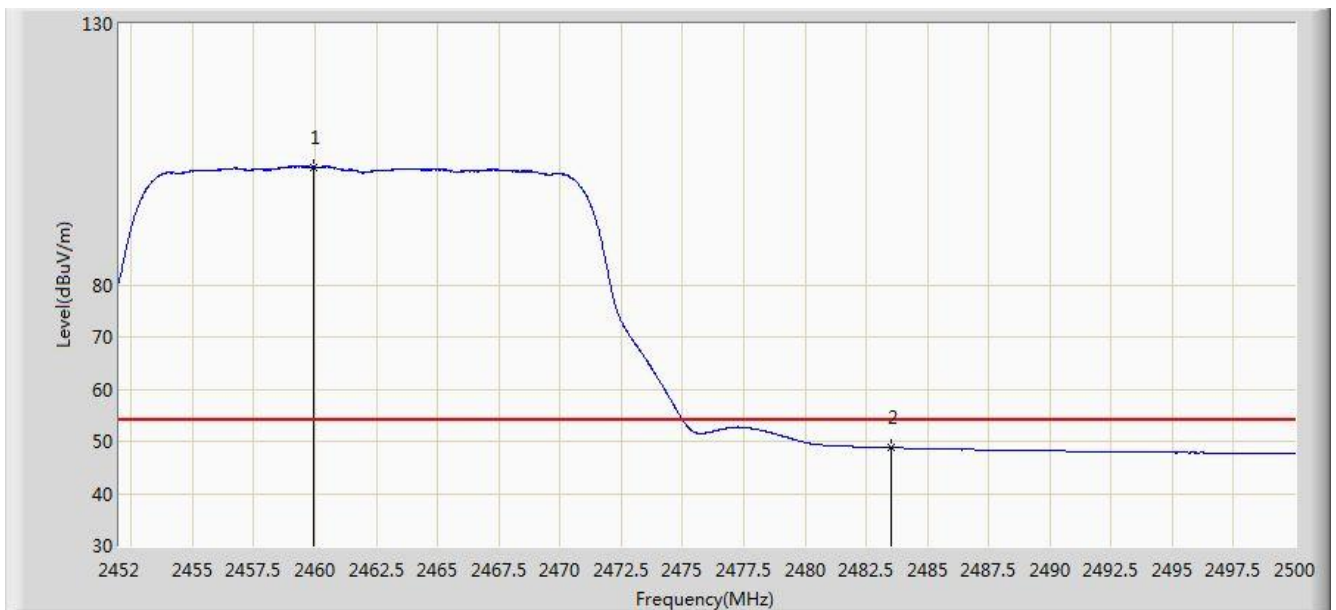


No	Flag	Mark	Frequency (MHz)	Measure Level (dBuV/m)	Reading Level (dBuV)	Margin (dB)	Limit (dBuV/m)	Factor (dB)	Type
1		*	2461.360	114.689	82.174	N/A	N/A	32.516	PK
2			2483.500	62.128	29.547	-11.872	74.000	32.580	PK
3			2483.824	64.151	31.569	-9.849	74.000	32.582	PK

Note: Measure Level (dB μ V/m) = Reading Level (dB μ V) + Factor (dB)

Factor (dB) = Cable Loss (dB) + Antenna Factor (dB/m)

Site: AC1	Time: 2016/08/14 - 14:16
Limit: FCC_Part15.209_RE(3m)	Engineer: Kevin Ke
Probe: BBHA9120D_1GHz_18GHz	Polarity: Vertical
EUT: US WI-FI AP 4X4 OD ext. antenna	Power: DC 54V
Test Mode: Transmit by 802.11n-HT20 at Channel 2462MHz Ant 2	

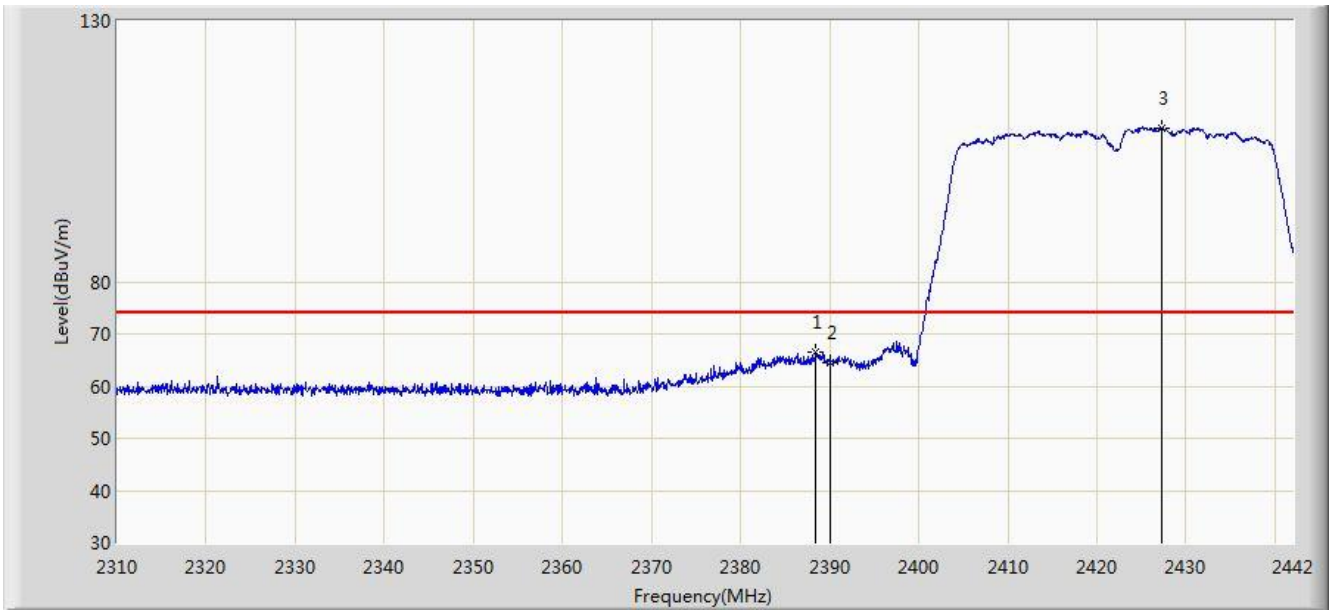


No	Flag	Mark	Frequency (MHz)	Measure Level (dBuV/m)	Reading Level (dBuV)	Margin (dB)	Limit (dBuV/m)	Factor (dB)	Type
1		*	2459.968	102.517	70.004	N/A	N/A	32.513	AV
2			2483.500	48.771	16.190	-5.229	54.000	32.580	AV

Note: Measure Level (dB μ V/m) = Reading Level (dB μ V) + Factor (dB)

Factor (dB) = Cable Loss (dB) + Antenna Factor (dB/m)

Site: AC1	Time: 2016/08/14 - 14:19
Limit: FCC_Part15.209_RE(3m)	Engineer: Kevin Ke
Probe: BBHA9120D_1GHz_18GHz	Polarity: Horizontal
EUT: US WI-FI AP 4X4 OD ext. antenna	Power: DC 54V
Test Mode: Transmit by 802.11n-HT40 at Channel 2422MHz Ant 2	

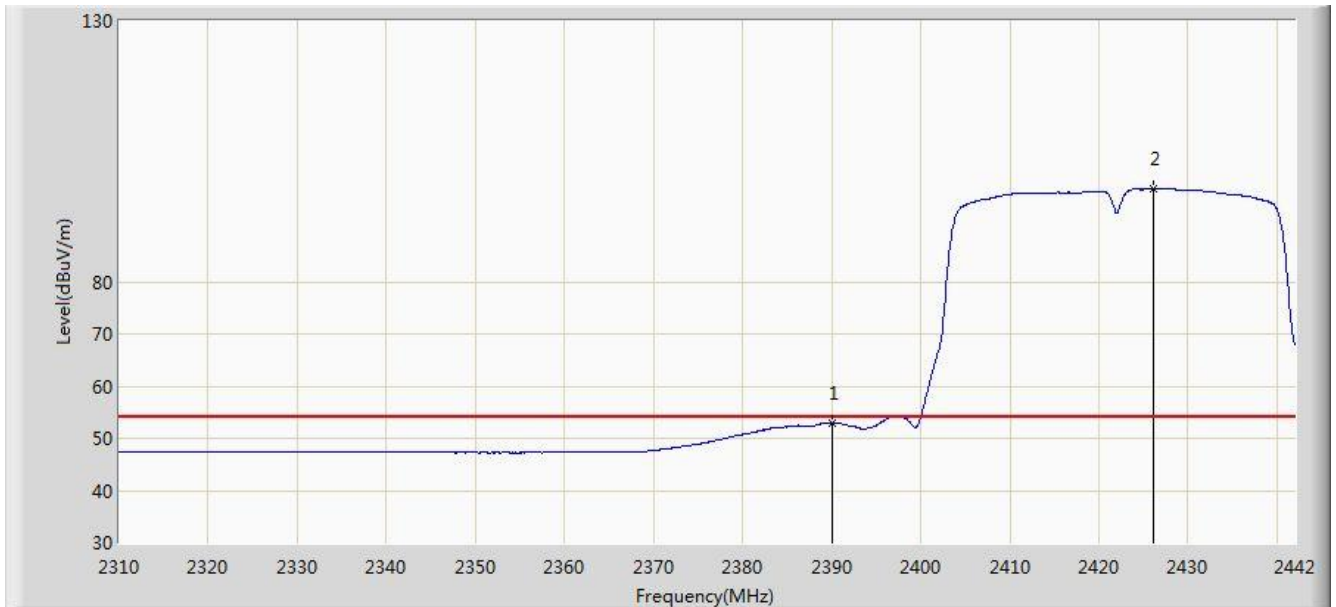


No	Flag	Mark	Frequency (MHz)	Measure Level (dBuV/m)	Reading Level (dBuV)	Margin (dB)	Limit (dBuV/m)	Factor (dB)	Type
1			2388.474	66.642	34.085	-7.358	74.000	32.556	PK
2			2390.000	64.597	32.043	-9.403	74.000	32.554	PK
3		*	2427.348	109.496	76.989	N/A	N/A	32.508	PK

Note: Measure Level (dBμV/m) = Reading Level (dBμV) + Factor (dB)

Factor (dB) = Cable Loss (dB) + Antenna Factor (dB/m)

Site: AC1	Time: 2016/08/14 - 14:19
Limit: FCC_Part15.209_RE(3m)	Engineer: Kevin Ke
Probe: BBHA9120D_1GHz_18GHz	Polarity: Horizontal
EUT: US WI-FI AP 4X4 OD ext. antenna	Power: DC 54V
Test Mode: Transmit by 802.11n-HT40 at Channel 2422MHz Ant 2	

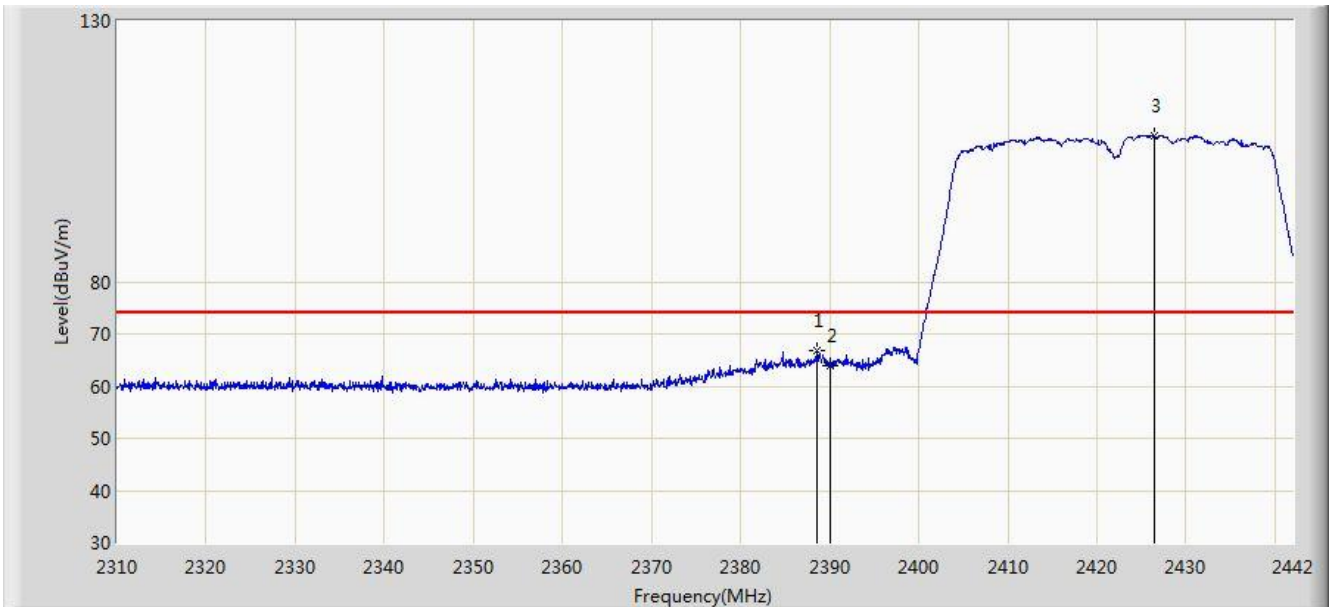


No	Flag	Mark	Frequency (MHz)	Measure Level (dBuV/m)	Reading Level (dBuV)	Margin (dB)	Limit (dBuV/m)	Factor (dB)	Type
1			2390.000	52.962	20.408	-1.038	54.000	32.554	AV
2		*	2426.094	97.722	65.213	N/A	N/A	32.509	AV

Note: Measure Level (dB μ V/m) = Reading Level (dB μ V) + Factor (dB)

Factor (dB) = Cable Loss (dB) + Antenna Factor (dB/m)

Site: AC1	Time: 2016/08/14 - 14:20
Limit: FCC_Part15.209_RE(3m)	Engineer: Kevin Ke
Probe: BBHA9120D_1GHz_18GHz	Polarity: Vertical
EUT: US WI-FI AP 4X4 OD ext. antenna	Power: DC 54V
Test Mode: Transmit by 802.11n-HT40 at Channel 2422MHz Ant 2	

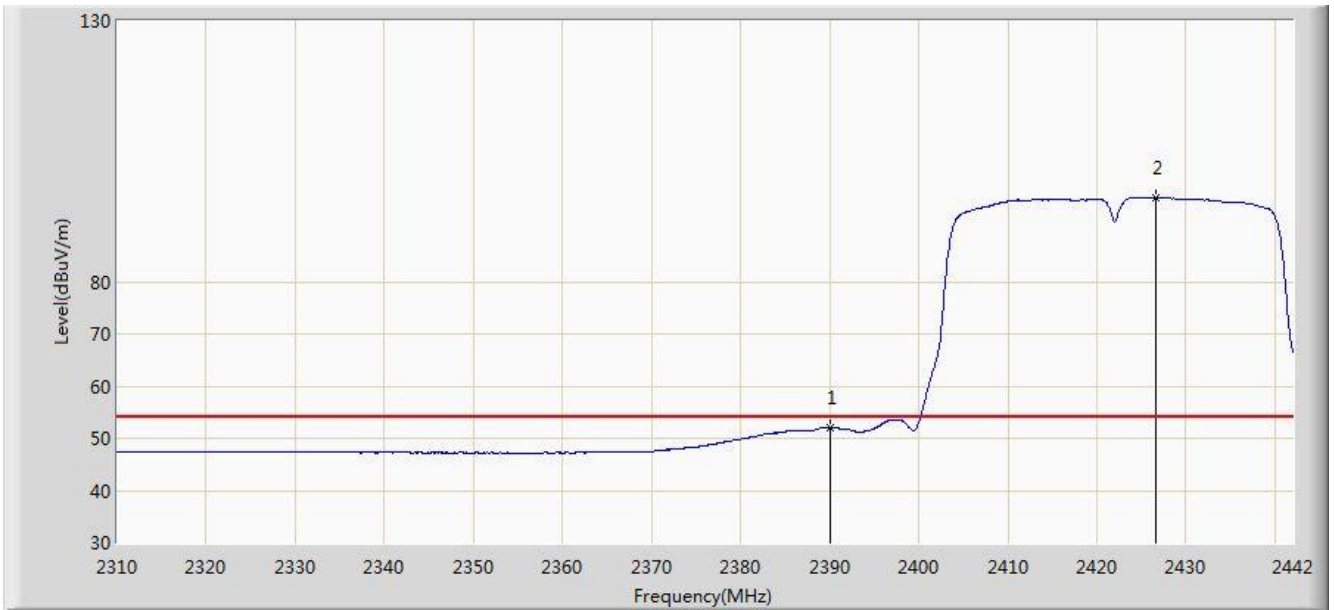


No	Flag	Mark	Frequency (MHz)	Measure Level (dBuV/m)	Reading Level (dBuV)	Margin (dB)	Limit (dBuV/m)	Factor (dB)	Type
1			2388.540	66.779	34.223	-7.221	74.000	32.556	PK
2			2390.000	63.800	31.246	-10.200	74.000	32.554	PK
3		*	2426.424	107.832	75.324	N/A	N/A	32.509	PK

Note: Measure Level (dB μ V/m) = Reading Level (dB μ V) + Factor (dB)

Factor (dB) = Cable Loss (dB) + Antenna Factor (dB/m)

Site: AC1	Time: 2016/08/14 - 14:21
Limit: FCC_Part15.209_RE(3m)	Engineer: Kevin Ke
Probe: BBHA9120D_1GHz_18GHz	Polarity: Vertical
EUT: US WI-FI AP 4X4 OD ext. antenna	Power: DC 54V
Test Mode: Transmit by 802.11n-HT40 at Channel 2422MHz Ant 2	

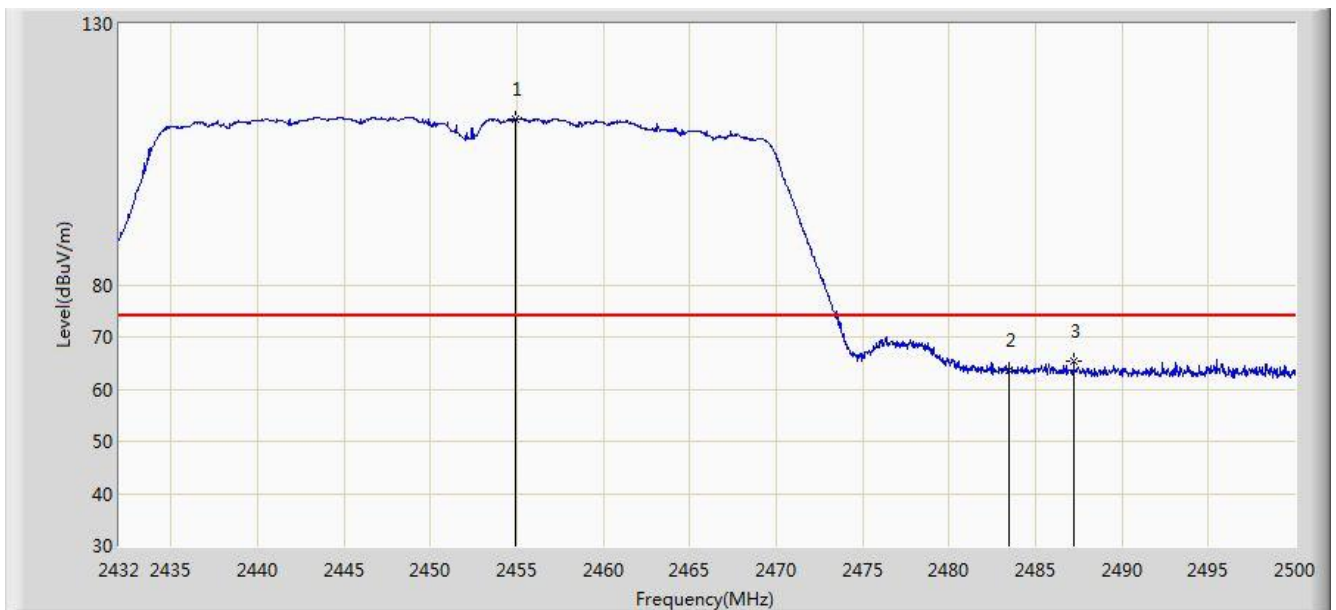


No	Flag	Mark	Frequency (MHz)	Measure Level (dBuV/m)	Reading Level (dBuV)	Margin (dB)	Limit (dBuV/m)	Factor (dB)	Type
1			2390.000	52.053	19.499	-1.947	54.000	32.554	AV
2		*	2426.622	96.025	63.517	N/A	N/A	32.508	AV

Note: Measure Level (dBμV/m) = Reading Level (dBμV) + Factor (dB)

Factor (dB) = Cable Loss (dB) + Antenna Factor (dB/m)

Site: AC1	Time: 2016/08/14 - 14:22
Limit: FCC_Part15.209_RE(3m)	Engineer: Kevin Ke
Probe: BBHA9120D_1GHz_18GHz	Polarity: Horizontal
EUT: US WI-FI AP 4X4 OD ext. antenna	Power: DC 54V
Test Mode: Transmit by 802.11n-HT40 at Channel 2452MHz Ant 2	

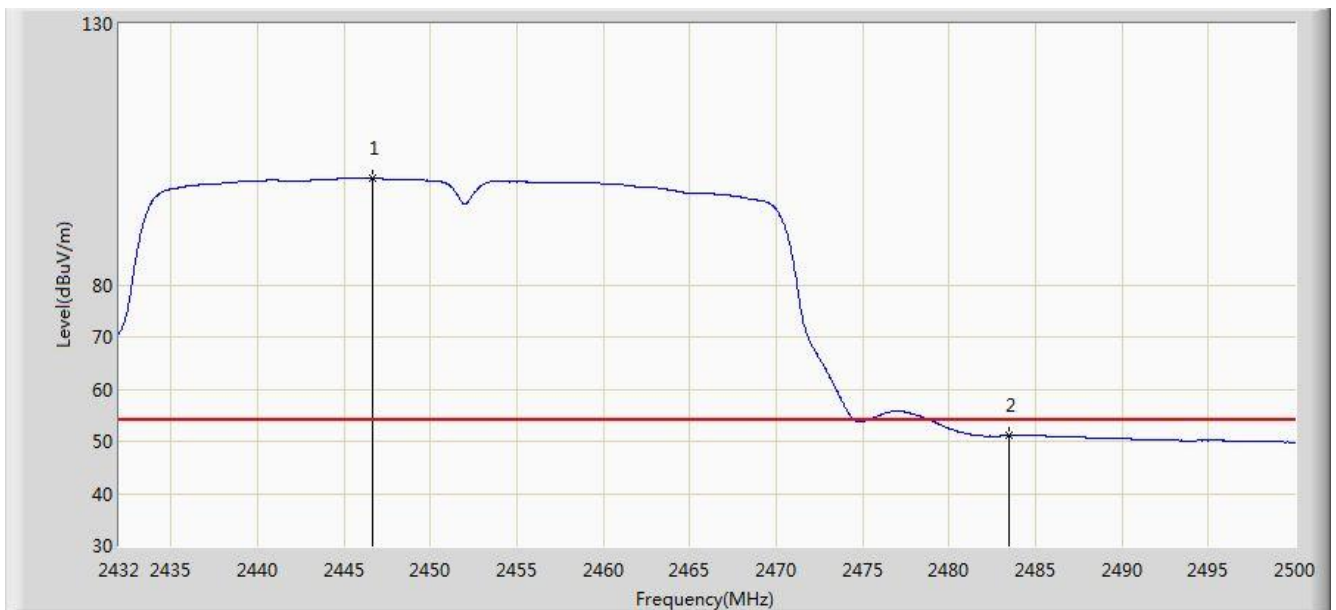


No	Flag	Mark	Frequency (MHz)	Measure Level (dBuV/m)	Reading Level (dBuV)	Margin (dB)	Limit (dBuV/m)	Factor (dB)	Type
1		*	2454.916	111.861	79.357	N/A	N/A	32.504	PK
2			2483.500	63.733	31.152	-10.267	74.000	32.580	PK
3			2487.216	65.311	32.719	-8.689	74.000	32.592	PK

Note: Measure Level (dB μ V/m) = Reading Level (dB μ V) + Factor (dB)

Factor (dB) = Cable Loss (dB) + Antenna Factor (dB/m)

Site: AC1	Time: 2016/08/14 - 14:23
Limit: FCC_Part15.209_RE(3m)	Engineer: Kevin Ke
Probe: BBHA9120D_1GHz_18GHz	Polarity: Horizontal
EUT: US WI-FI AP 4X4 OD ext. antenna	Power: DC 54V
Test Mode: Transmit by 802.11n-HT40 at Channel 2452MHz Ant 2	

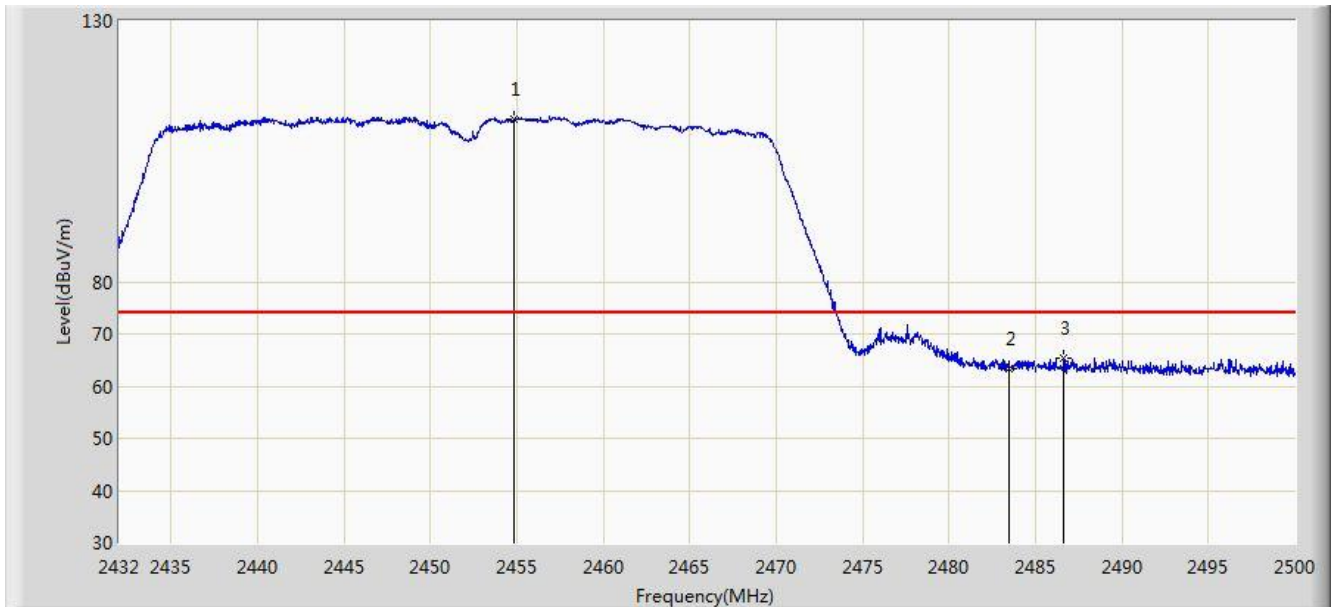


No	Flag	Mark	Frequency (MHz)	Measure Level (dBuV/m)	Reading Level (dBuV)	Margin (dB)	Limit (dBuV/m)	Factor (dB)	Type
1		*	2446.654	100.400	67.911	N/A	N/A	32.489	AV
2			2483.500	51.061	18.480	-2.939	54.000	32.580	AV

Note: Measure Level (dB μ V/m) = Reading Level (dB μ V) + Factor (dB)

Factor (dB) = Cable Loss (dB) + Antenna Factor (dB/m)

Site: AC1	Time: 2016/08/14 - 14:23
Limit: FCC_Part15.209_RE(3m)	Engineer: Kevin Ke
Probe: BBHA9120D_1GHz_18GHz	Polarity: Vertical
EUT: US WI-FI AP 4X4 OD ext. antenna	Power: DC 54V
Test Mode: Transmit by 802.11n-HT40 at Channel 2452MHz Ant 2	

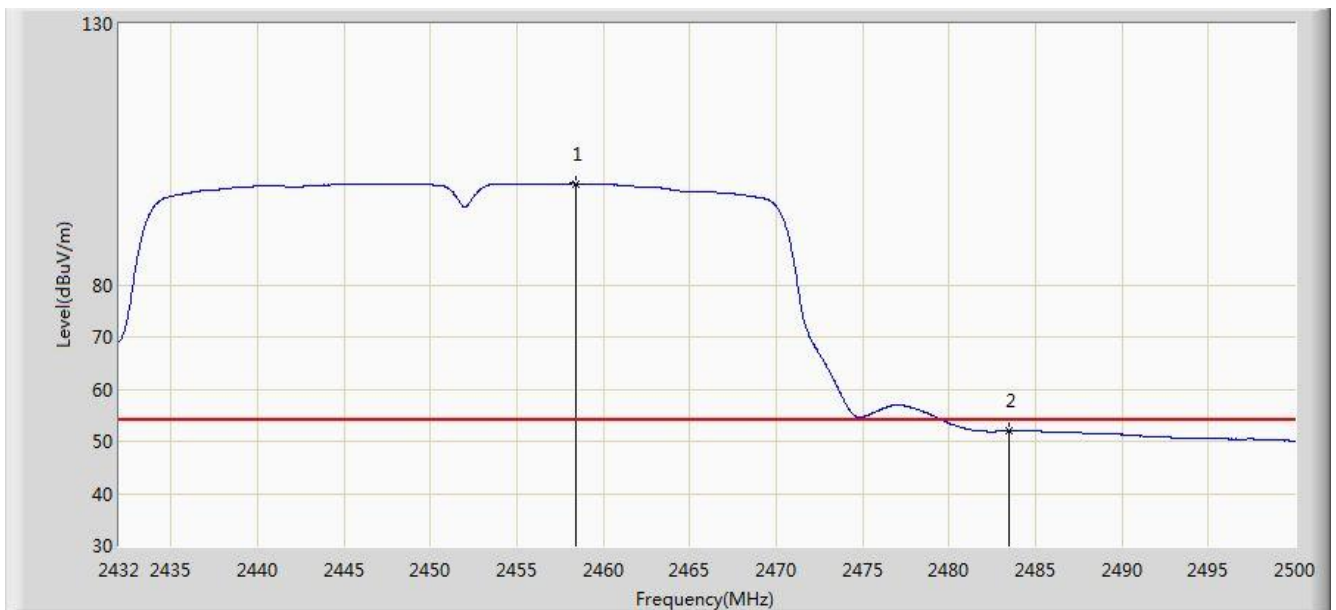


No	Flag	Mark	Frequency (MHz)	Measure Level (dBuV/m)	Reading Level (dBuV)	Margin (dB)	Limit (dBuV/m)	Factor (dB)	Type
1		*	2454.848	111.221	78.717	N/A	N/A	32.504	PK
2			2483.500	63.389	30.808	-10.611	74.000	32.580	PK
3			2486.638	65.322	32.732	-8.678	74.000	32.590	PK

Note: Measure Level (dB μ V/m) = Reading Level (dB μ V) + Factor (dB)

Factor (dB) = Cable Loss (dB) + Antenna Factor (dB/m)

Site: AC1	Time: 2016/08/14 - 14:24
Limit: FCC_Part15.209_RE(3m)	Engineer: Kevin Ke
Probe: BBHA9120D_1GHz_18GHz	Polarity: Vertical
EUT: US WI-FI AP 4X4 OD ext. antenna	Power: DC 54V
Test Mode: Transmit by 802.11n-HT40 at Channel 2452MHz Ant 2	

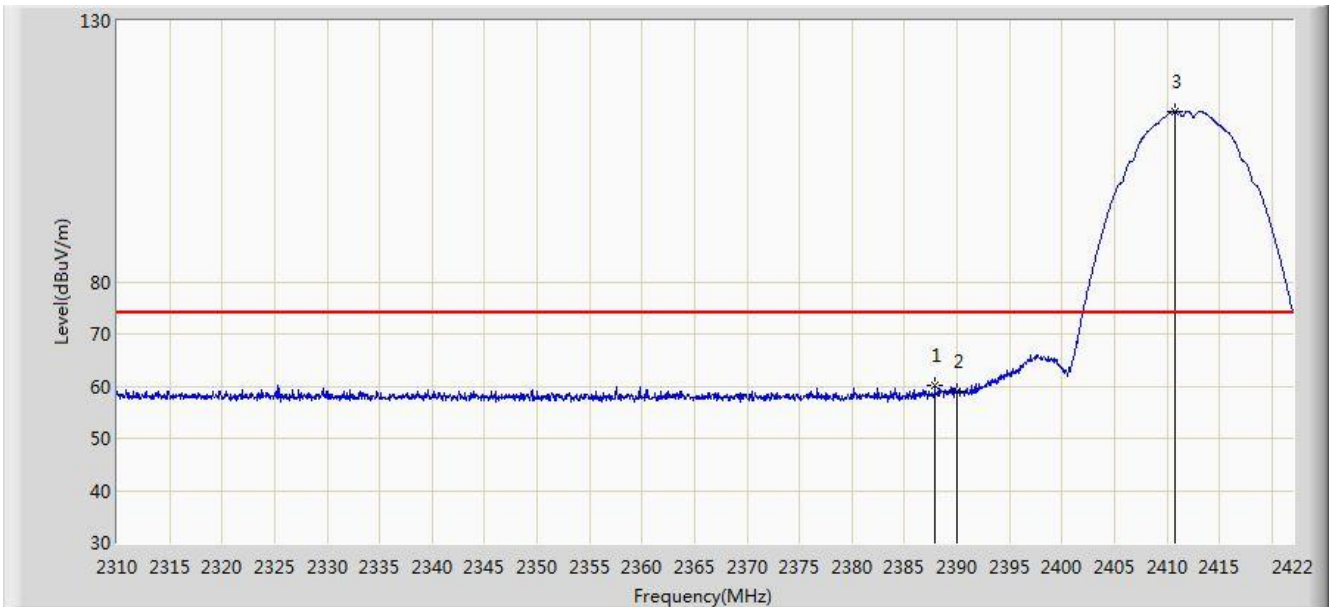


No	Flag	Mark	Frequency (MHz)	Measure Level (dBuV/m)	Reading Level (dBuV)	Margin (dB)	Limit (dBuV/m)	Factor (dB)	Type
1		*	2458.452	99.411	66.901	N/A	N/A	32.510	AV
2			2483.500	52.008	19.427	-1.992	54.000	32.580	AV

Note: Measure Level (dBuV/m) = Reading Level (dBuV) + Factor (dB)

Factor (dB) = Cable Loss (dB) + Antenna Factor (dB/m)

Site: AC1	Time: 2016/08/14 - 14:24
Limit: FCC_Part15.209_RE(3m)	Engineer: Kevin Ke
Probe: BBHA9120D_1GHz_18GHz	Polarity: Horizontal
EUT: US WI-FI AP 4X4 OD ext. antenna	Power: DC 54V
Test Mode: Transmit by 802.11b at Channel 2412MHz Ant 3	

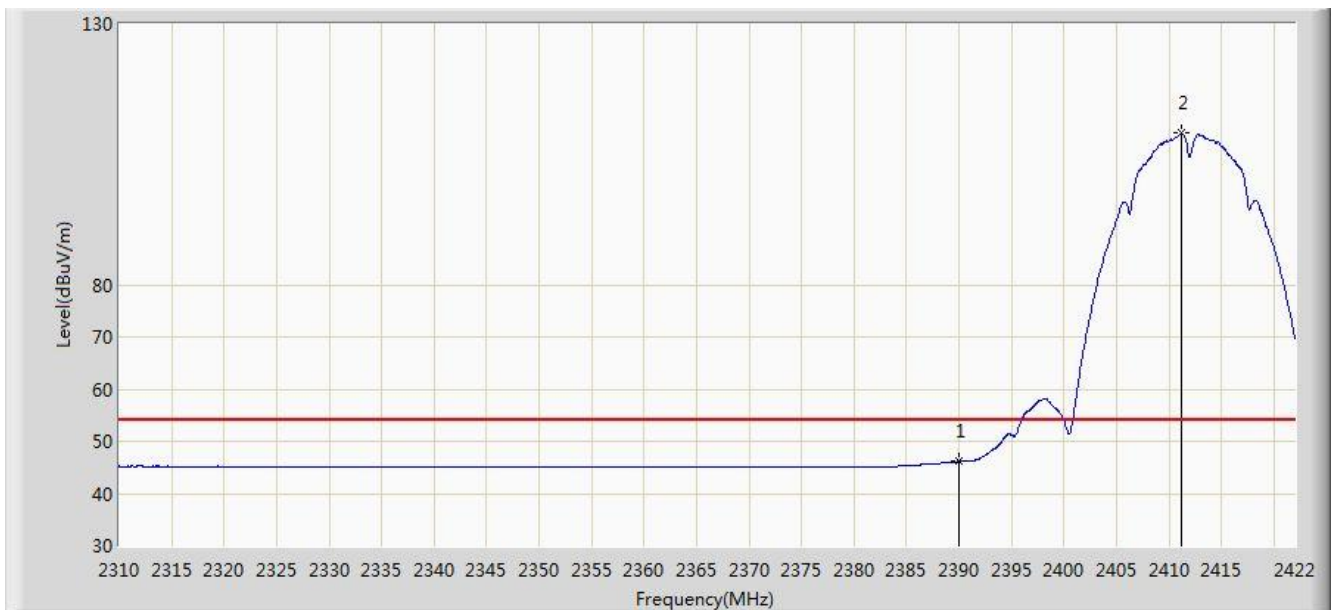


No	Flag	Mark	Frequency (MHz)	Measure Level (dBuV/m)	Reading Level (dBuV)	Margin (dB)	Limit (dBuV/m)	Factor (dB)	Type
1			2387.896	60.025	27.468	-13.975	74.000	32.558	PK
2			2390.000	58.872	26.318	-15.128	74.000	32.554	PK
3		*	2410.800	112.749	80.222	N/A	N/A	32.527	PK

Note: Measure Level (dBμV/m) = Reading Level (dBμV) + Factor (dB)

Factor (dB) = Cable Loss (dB) + Antenna Factor (dB/m)

Site: AC1	Time: 2016/08/14 - 14:26
Limit: FCC_Part15.209_RE(3m)	Engineer: Kevin Ke
Probe: BBHA9120D_1GHz_18GHz	Polarity: Horizontal
EUT: US WI-FI AP 4X4 OD ext. antenna	Power: DC 54V
Test Mode: Transmit by 802.11b at Channel 2412MHz Ant 3	

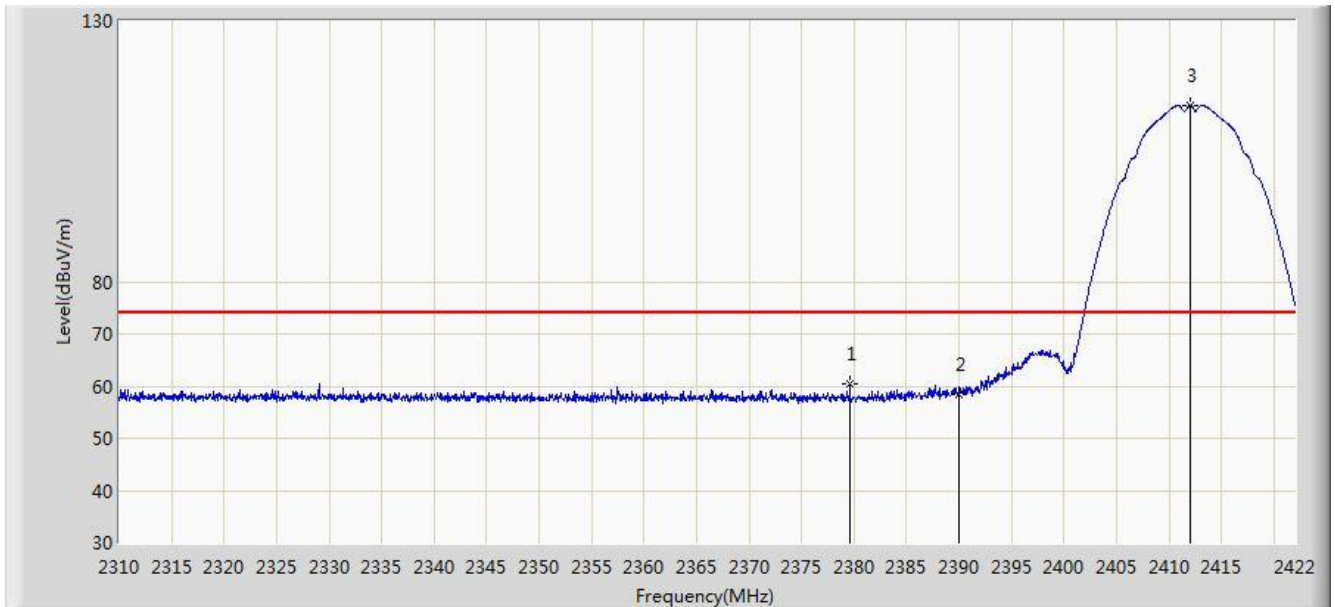


No	Flag	Mark	Frequency (MHz)	Measure Level (dBuV/m)	Reading Level (dBuV)	Margin (dB)	Limit (dBuV/m)	Factor (dB)	Type
1			2390.000	46.124	13.570	-7.876	54.000	32.554	AV
2		*	2411.192	109.049	76.522	N/A	N/A	32.527	AV

Note: Measure Level (dB μ V/m) = Reading Level (dB μ V) + Factor (dB)

Factor (dB) = Cable Loss (dB) + Antenna Factor (dB/m)

Site: AC1	Time: 2016/08/14 - 14:26
Limit: FCC_Part15.209_RE(3m)	Engineer: Kevin Ke
Probe: BBHA9120D_1GHz_18GHz	Polarity: Vertical
EUT: US WI-FI AP 4X4 OD ext. antenna	Power: DC 54V
Test Mode: Transmit by 802.11b at Channel 2412MHz Ant 3	

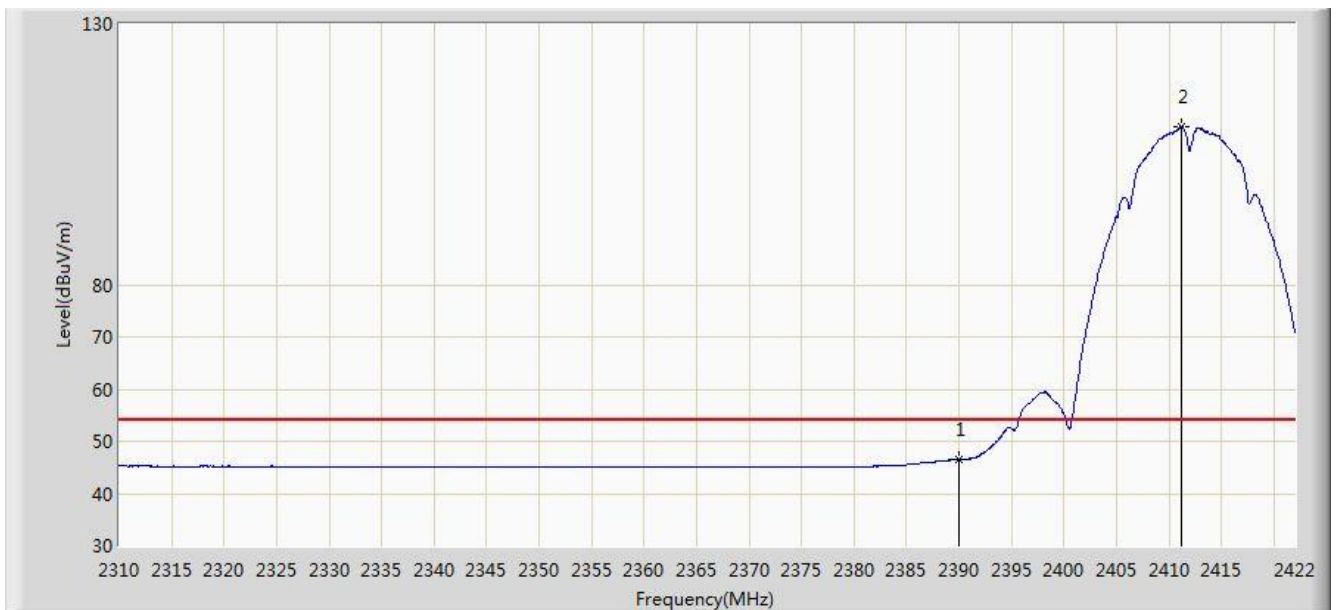


No	Flag	Mark	Frequency (MHz)	Measure Level (dBuV/m)	Reading Level (dBuV)	Margin (dB)	Limit (dBuV/m)	Factor (dB)	Type
1			2379.608	60.359	27.790	-13.641	74.000	32.568	PK
2			2390.000	58.479	25.925	-15.521	74.000	32.554	PK
3		*	2412.032	113.756	81.230	N/A	N/A	32.526	PK

Note: Measure Level (dBμV/m) = Reading Level (dBμV) + Factor (dB)

Factor (dB) = Cable Loss (dB) + Antenna Factor (dB/m)

Site: AC1	Time: 2016/08/14 - 14:27
Limit: FCC_Part15.209_RE(3m)	Engineer: Kevin Ke
Probe: BBHA9120D_1GHz_18GHz	Polarity: Vertical
EUT: US WI-FI AP 4X4 OD ext. antenna	Power: DC 54V
Test Mode: Transmit by 802.11b at Channel 2412MHz Ant 3	

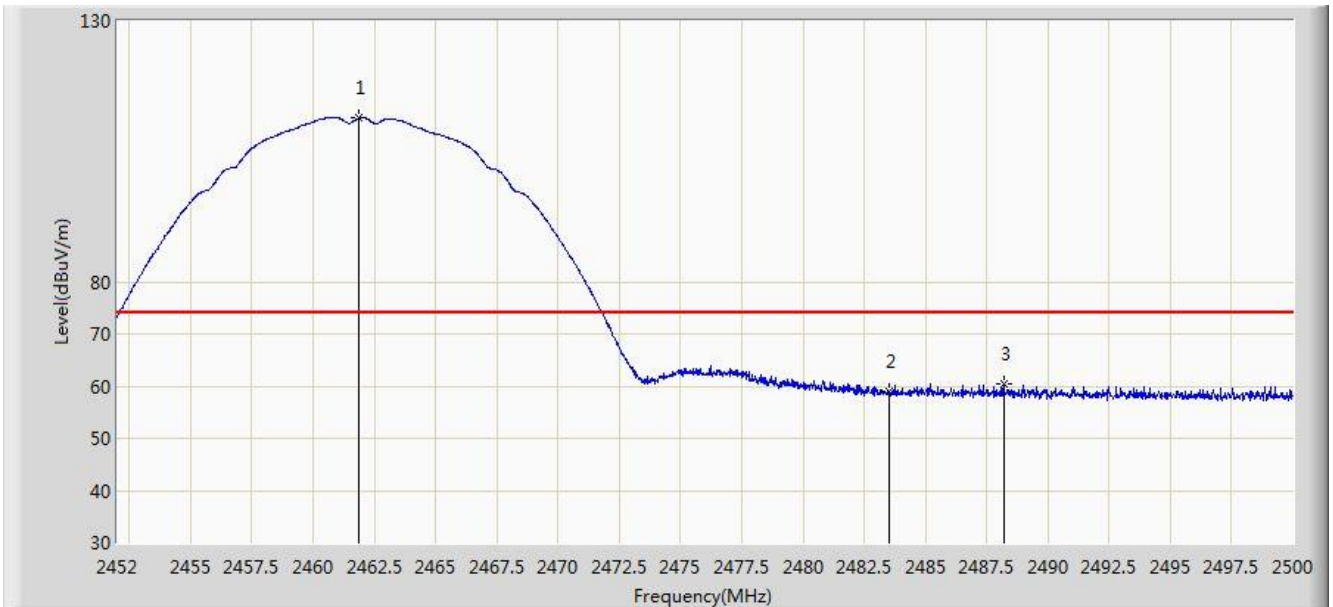


No	Flag	Mark	Frequency (MHz)	Measure Level (dBuV/m)	Reading Level (dBuV)	Margin (dB)	Limit (dBuV/m)	Factor (dB)	Type
1			2390.000	46.601	14.047	-7.399	54.000	32.554	AV
2		*	2411.192	110.324	77.797	N/A	N/A	32.527	AV

Note: Measure Level (dB μ V/m) = Reading Level (dB μ V) + Factor (dB)

Factor (dB) = Cable Loss (dB) + Antenna Factor (dB/m)

Site: AC1	Time: 2016/08/14 - 14:28
Limit: FCC_Part15.209_RE(3m)	Engineer: Kevin Ke
Probe: BBHA9120D_1GHz_18GHz	Polarity: Horizontal
EUT: US WI-FI AP 4X4 OD ext. antenna	Power: DC 54V
Test Mode: Transmit by 802.11b at Channel 2462MHz Ant 3	



No	Flag	Mark	Frequency (MHz)	Measure Level (dBuV/m)	Reading Level (dBuV)	Margin (dB)	Limit (dBuV/m)	Factor (dB)	Type
1		*	2461.840	111.321	78.805	N/A	N/A	32.516	PK
2			2483.500	58.855	26.274	-15.145	74.000	32.580	PK
3			2488.192	60.303	27.708	-13.697	74.000	32.595	PK

Note: Measure Level (dBμV/m) = Reading Level (dBμV) + Factor (dB)

Factor (dB) = Cable Loss (dB) + Antenna Factor (dB/m)

Site: AC1	Time: 2016/08/14 - 14:29
Limit: FCC_Part15.209_RE(3m)	Engineer: Kevin Ke
Probe: BBHA9120D_1GHz_18GHz	Polarity: Horizontal
EUT: US WI-FI AP 4X4 OD ext. antenna	Power: DC 54V
Test Mode: Transmit by 802.11b at Channel 2462MHz Ant 3	

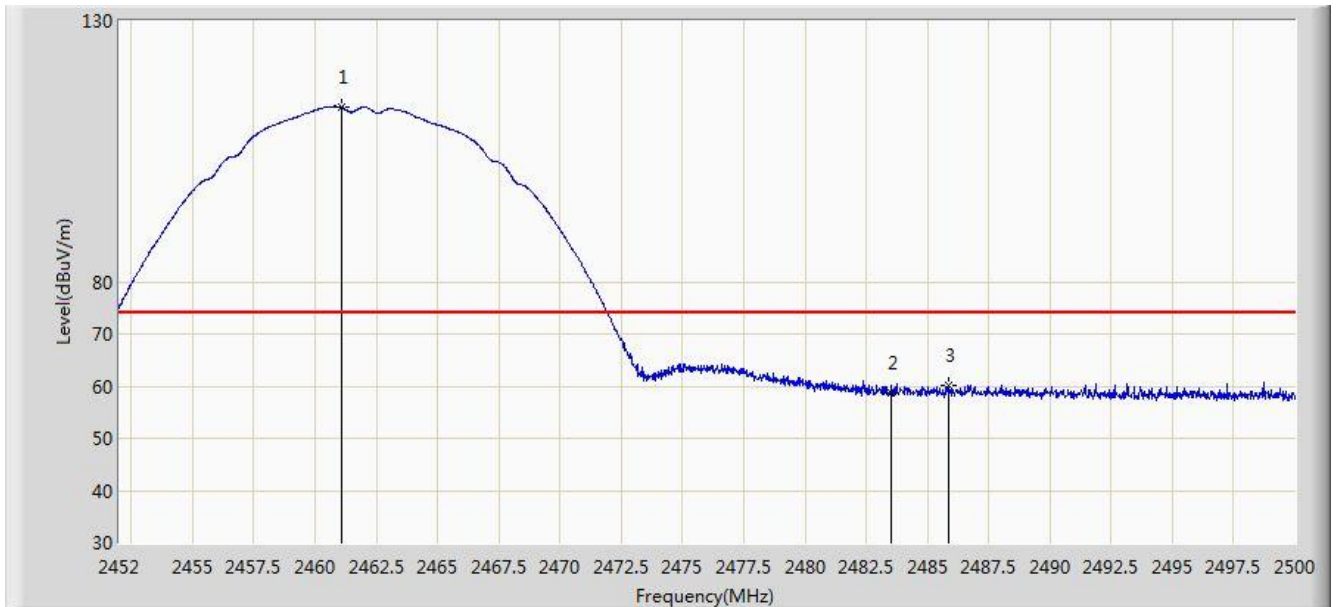


No	Flag	Mark	Frequency (MHz)	Measure Level (dBuV/m)	Reading Level (dBuV)	Margin (dB)	Limit (dBuV/m)	Factor (dB)	Type
1		*	2461.312	107.908	75.393	N/A	N/A	32.516	AV
2			2483.500	46.567	13.986	-7.433	54.000	32.580	AV

Note: Measure Level (dBuV/m) = Reading Level (dBuV) + Factor (dB)

Factor (dB) = Cable Loss (dB) + Antenna Factor (dB/m)

Site: AC1	Time: 2016/08/14 - 14:29
Limit: FCC_Part15.209_RE(3m)	Engineer: Kevin Ke
Probe: BBHA9120D_1GHz_18GHz	Polarity: Vertical
EUT: US WI-FI AP 4X4 OD ext. antenna	Power: DC 54V
Test Mode: Transmit by 802.11b at Channel 2462MHz Ant 3	



No	Flag	Mark	Frequency (MHz)	Measure Level (dBuV/m)	Reading Level (dBuV)	Margin (dB)	Limit (dBuV/m)	Factor (dB)	Type
1		*	2461.072	113.464	80.949	N/A	N/A	32.514	PK
2			2483.500	58.823	26.242	-15.177	74.000	32.580	PK
3			2485.888	60.284	27.696	-13.716	74.000	32.588	PK

Note: Measure Level (dB μ V/m) = Reading Level (dB μ V) + Factor (dB)

Factor (dB) = Cable Loss (dB) + Antenna Factor (dB/m)

Site: AC1	Time: 2016/08/14 - 14:30
Limit: FCC_Part15.209_RE(3m)	Engineer: Kevin Ke
Probe: BBHA9120D_1GHz_18GHz	Polarity: Vertical
EUT: US WI-FI AP 4X4 OD ext. antenna	Power: DC 54V
Test Mode: Transmit by 802.11b at Channel 2462MHz Ant 3	

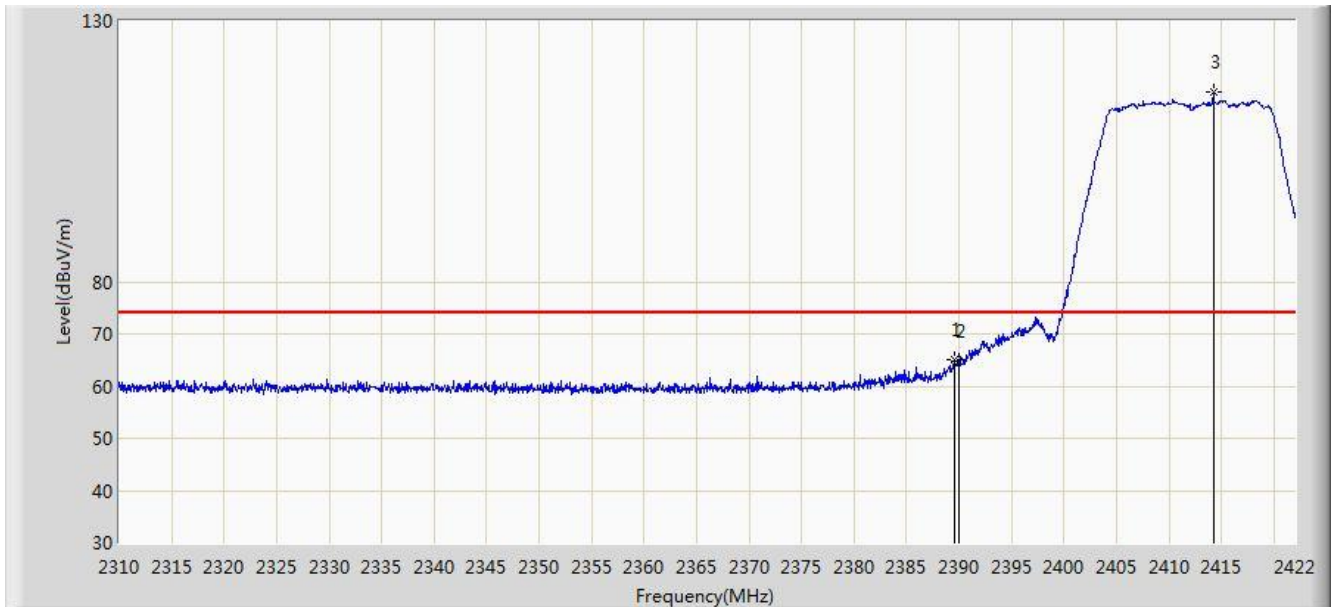


No	Flag	Mark	Frequency (MHz)	Measure Level (dBuV/m)	Reading Level (dBuV)	Margin (dB)	Limit (dBuV/m)	Factor (dB)	Type
1		*	2461.192	110.316	77.801	N/A	N/A	32.515	AV
2			2483.500	46.927	14.346	-7.073	54.000	32.580	AV

Note: Measure Level (dBuV/m) = Reading Level (dBuV) + Factor (dB)

Factor (dB) = Cable Loss (dB) + Antenna Factor (dB/m)

Site: AC1	Time: 2016/08/14 - 14:30
Limit: FCC_Part15.209_RE(3m)	Engineer: Kevin Ke
Probe: BBHA9120D_1GHz_18GHz	Polarity: Horizontal
EUT: US WI-FI AP 4X4 OD ext. antenna	Power: DC 54V
Test Mode: Transmit by 802.11g at Channel 2412MHz Ant 3	

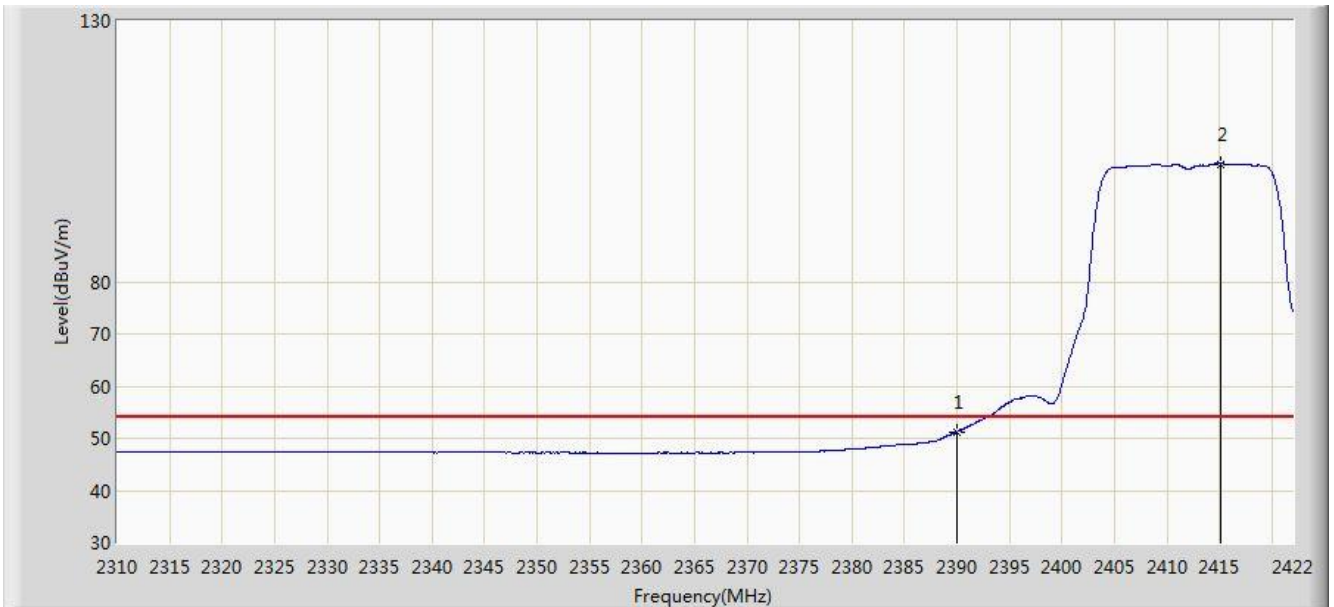


No	Flag	Mark	Frequency (MHz)	Measure Level (dBuV/m)	Reading Level (dBuV)	Margin (dB)	Limit (dBuV/m)	Factor (dB)	Type
1			2389.632	64.989	32.434	-9.011	74.000	32.555	PK
2			2390.000	64.711	32.157	-9.289	74.000	32.554	PK
3		*	2414.216	116.321	83.798	N/A	N/A	32.523	PK

Note: Measure Level (dBμV/m) = Reading Level (dBμV) + Factor (dB)

Factor (dB) = Cable Loss (dB) + Antenna Factor (dB/m)

Site: AC1	Time: 2016/08/14 - 14:31
Limit: FCC_Part15.209_RE(3m)	Engineer: Kevin Ke
Probe: BBHA9120D_1GHz_18GHz	Polarity: Horizontal
EUT: US WI-FI AP 4X4 OD ext. antenna	Power: DC 54V
Test Mode: Transmit by 802.11g at Channel 2412MHz Ant 3	

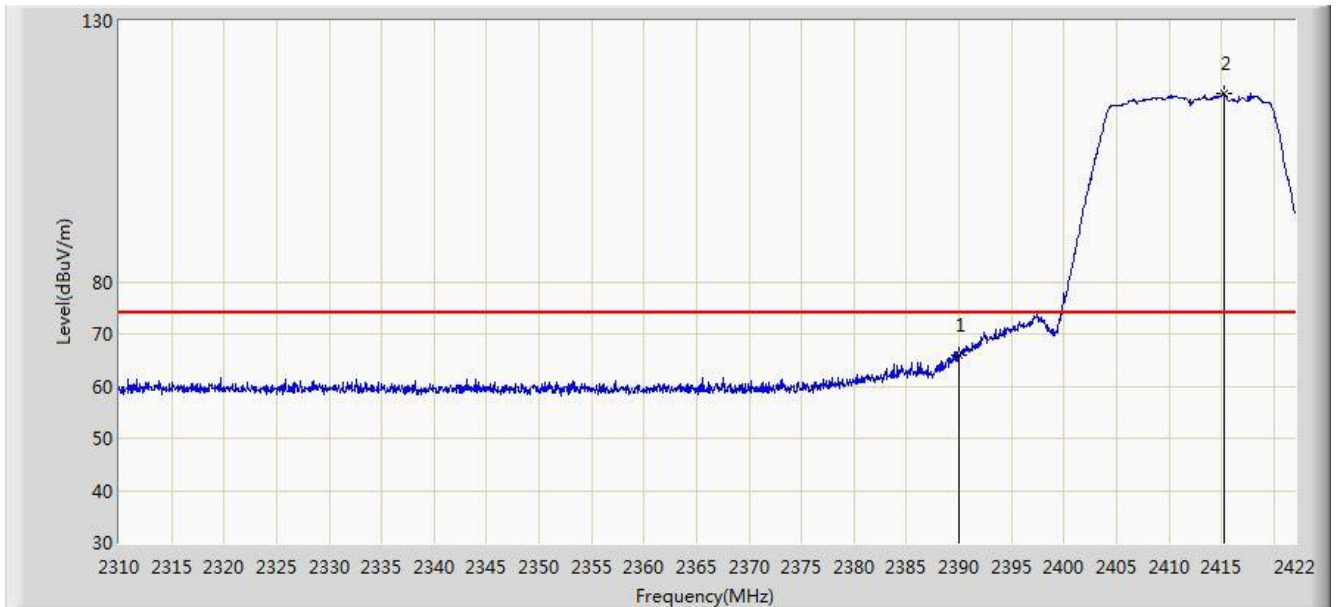


No	Flag	Mark	Frequency (MHz)	Measure Level (dBuV/m)	Reading Level (dBuV)	Margin (dB)	Limit (dBuV/m)	Factor (dB)	Type
1			2390.000	51.230	18.676	-2.770	54.000	32.554	AV
2		*	2415.168	102.607	70.085	N/A	N/A	32.522	AV

Note: Measure Level (dBuV/m) = Reading Level (dBuV) + Factor (dB)

Factor (dB) = Cable Loss (dB) + Antenna Factor (dB/m)

Site: AC1	Time: 2016/08/14 - 14:31
Limit: FCC_Part15.209_RE(3m)	Engineer: Kevin Ke
Probe: BBHA9120D_1GHz_18GHz	Polarity: Vertical
EUT: US WI-FI AP 4X4 OD ext. antenna	Power: DC 54V
Test Mode: Transmit by 802.11g at Channel 2412MHz Ant 3	

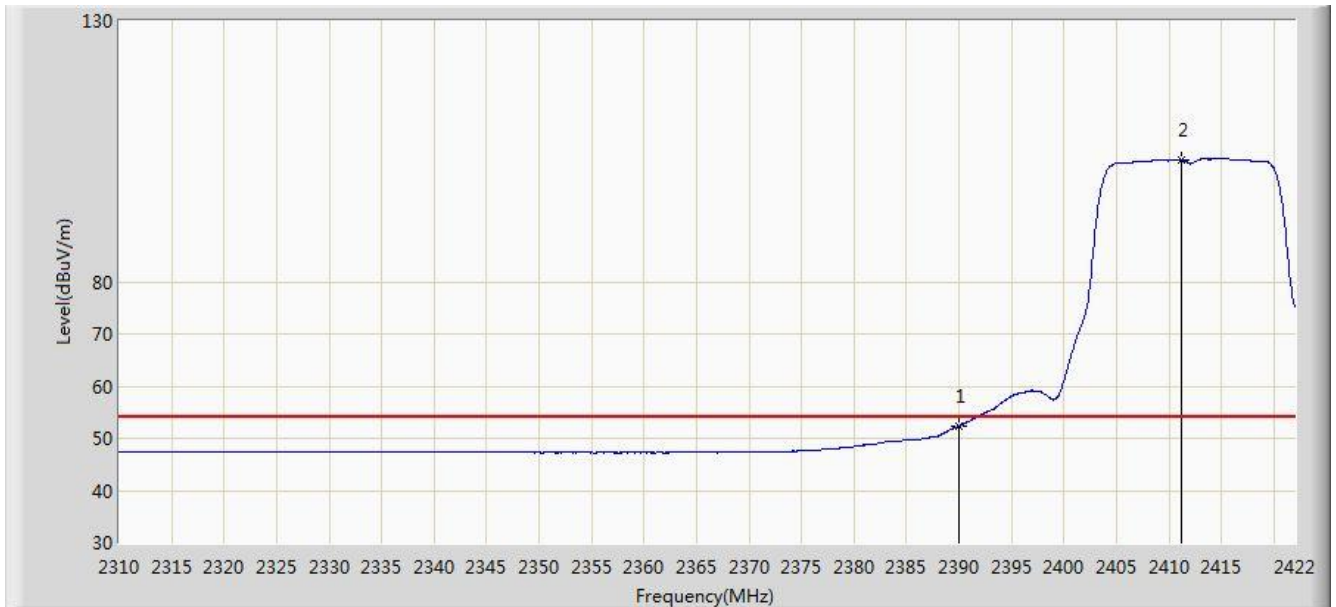


No	Flag	Mark	Frequency (MHz)	Measure Level (dBuV/m)	Reading Level (dBuV)	Margin (dB)	Limit (dBuV/m)	Factor (dB)	Type
1			2390.000	65.866	33.312	-8.134	74.000	32.554	PK
2		*	2415.224	115.969	83.447	N/A	N/A	32.522	PK

Note: Measure Level (dB μ V/m) = Reading Level (dB μ V) + Factor (dB)

Factor (dB) = Cable Loss (dB) + Antenna Factor (dB/m)

Site: AC1	Time: 2016/08/14 - 14:32
Limit: FCC_Part15.209_RE(3m)	Engineer: Kevin Ke
Probe: BBHA9120D_1GHz_18GHz	Polarity: Vertical
EUT: US WI-FI AP 4X4 OD ext. antenna	Power: DC 54V
Test Mode: Transmit by 802.11g at Channel 2412MHz Ant 3	

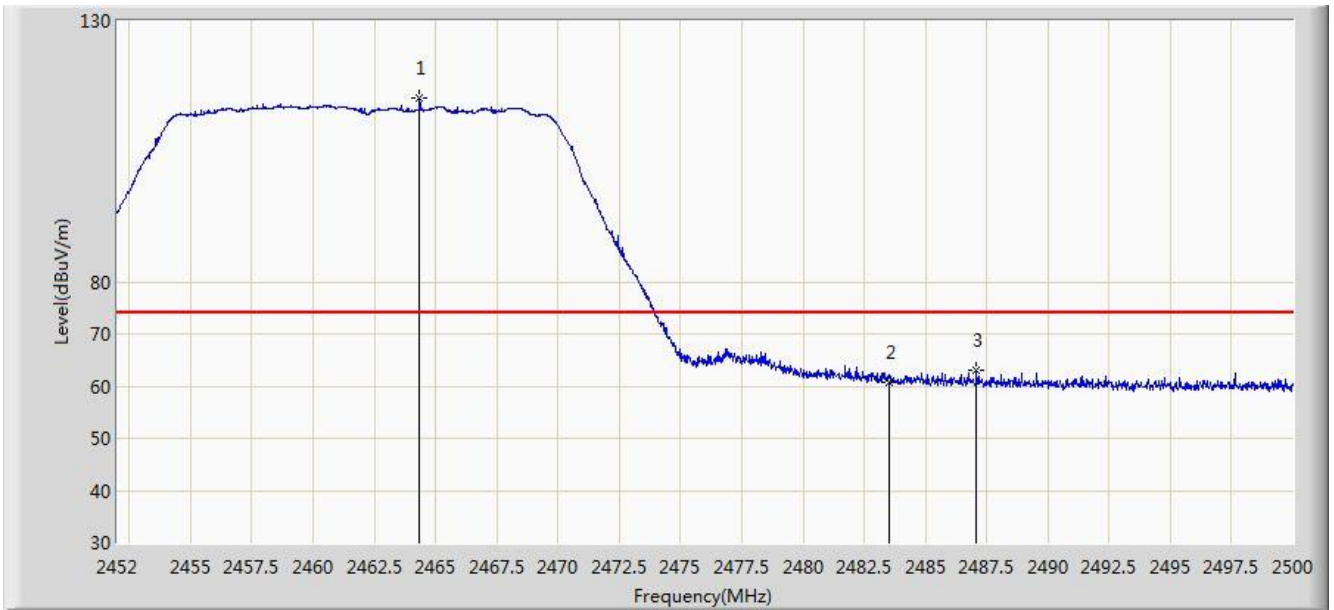


No	Flag	Mark	Frequency (MHz)	Measure Level (dBuV/m)	Reading Level (dBuV)	Margin (dB)	Limit (dBuV/m)	Factor (dB)	Type
1			2390.000	52.346	19.792	-1.654	54.000	32.554	AV
2		*	2411.136	103.458	70.931	N/A	N/A	32.527	AV

Note: Measure Level (dB μ V/m) = Reading Level (dB μ V) + Factor (dB)

Factor (dB) = Cable Loss (dB) + Antenna Factor (dB/m)

Site: AC1	Time: 2016/08/14 - 14:32
Limit: FCC_Part15.209_RE(3m)	Engineer: Kevin Ke
Probe: BBHA9120D_1GHz_18GHz	Polarity: Horizontal
EUT: US WI-FI AP 4X4 OD ext. antenna	Power: DC 54V
Test Mode: Transmit by 802.11g at Channel 2462MHz Ant 3	

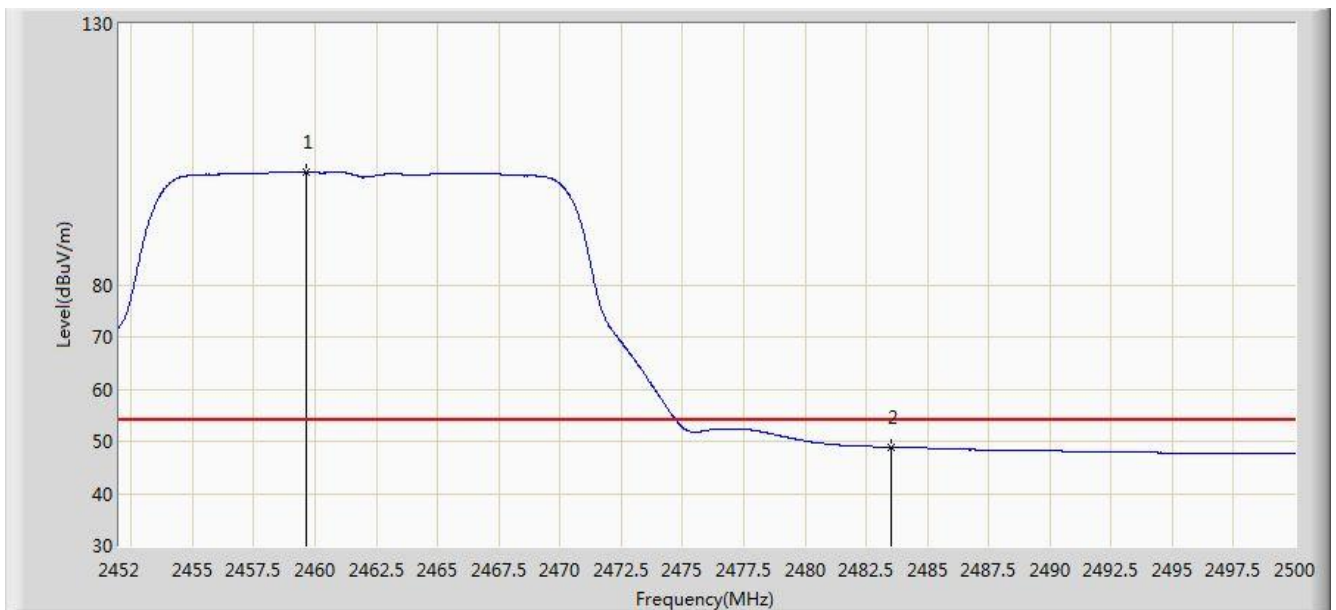


No	Flag	Mark	Frequency (MHz)	Measure Level (dBuV/m)	Reading Level (dBuV)	Margin (dB)	Limit (dBuV/m)	Factor (dB)	Type
1		*	2464.360	115.157	82.634	N/A	N/A	32.523	PK
2			2483.500	60.760	28.179	-13.240	74.000	32.580	PK
3			2487.088	63.070	30.479	-10.930	74.000	32.592	PK

Note: Measure Level (dBμV/m) = Reading Level (dBμV) + Factor (dB)

Factor (dB) = Cable Loss (dB) + Antenna Factor (dB/m)

Site: AC1	Time: 2016/08/14 - 14:33
Limit: FCC_Part15.209_RE(3m)	Engineer: Kevin Ke
Probe: BBHA9120D_1GHz_18GHz	Polarity: Horizontal
EUT: US WI-FI AP 4X4 OD ext. antenna	Power: DC 54V
Test Mode: Transmit by 802.11g at Channel 2462MHz Ant 3	

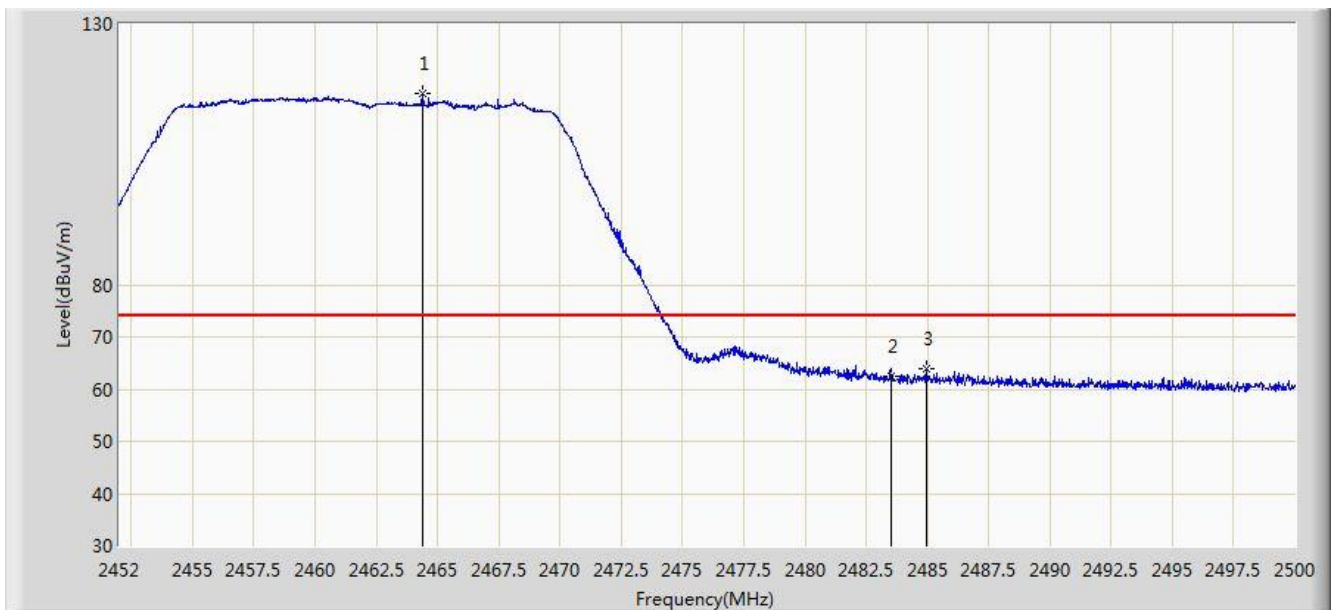


No	Flag	Mark	Frequency (MHz)	Measure Level (dBuV/m)	Reading Level (dBuV)	Margin (dB)	Limit (dBuV/m)	Factor (dB)	Type
1		*	2459.632	101.584	69.072	N/A	N/A	32.513	AV
2			2483.500	48.902	16.321	-5.098	54.000	32.580	AV

Note: Measure Level (dB μ V/m) = Reading Level (dB μ V) + Factor (dB)

Factor (dB) = Cable Loss (dB) + Antenna Factor (dB/m)

Site: AC1	Time: 2016/08/14 - 14:34
Limit: FCC_Part15.209_RE(3m)	Engineer: Kevin Ke
Probe: BBHA9120D_1GHz_18GHz	Polarity: Vertical
EUT: US WI-FI AP 4X4 OD ext. antenna	Power: DC 54V
Test Mode: Transmit by 802.11g at Channel 2462MHz Ant 3	

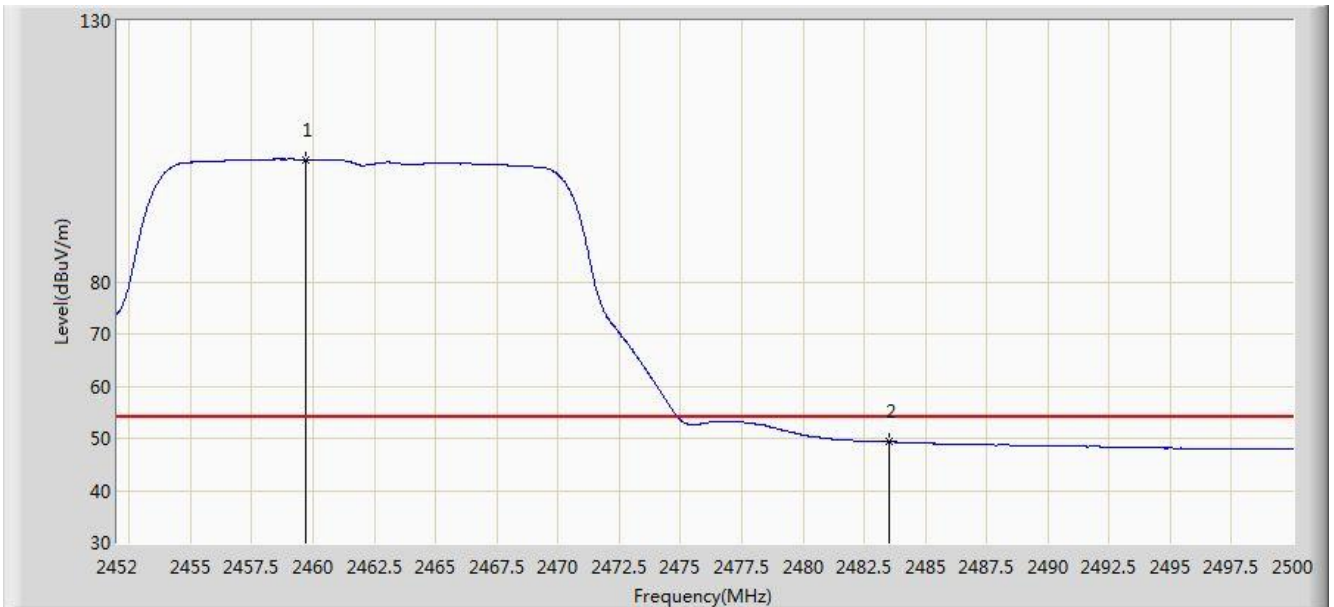


No	Flag	Mark	Frequency (MHz)	Measure Level (dBuV/m)	Reading Level (dBuV)	Margin (dB)	Limit (dBuV/m)	Factor (dB)	Type
1		*	2464.408	116.534	84.011	N/A	N/A	32.523	PK
2			2483.500	62.447	29.866	-11.553	74.000	32.580	PK
3			2484.952	63.802	31.217	-10.198	74.000	32.585	PK

Note: Measure Level (dB μ V/m) = Reading Level (dB μ V) + Factor (dB)

Factor (dB) = Cable Loss (dB) + Antenna Factor (dB/m)

Site: AC1	Time: 2016/08/14 - 14:34
Limit: FCC_Part15.209_RE(3m)	Engineer: Kevin Ke
Probe: BBHA9120D_1GHz_18GHz	Polarity: Vertical
EUT: US WI-FI AP 4X4 OD ext. antenna	Power: DC 54V
Test Mode: Transmit by 802.11g at Channel 2462MHz Ant 3	

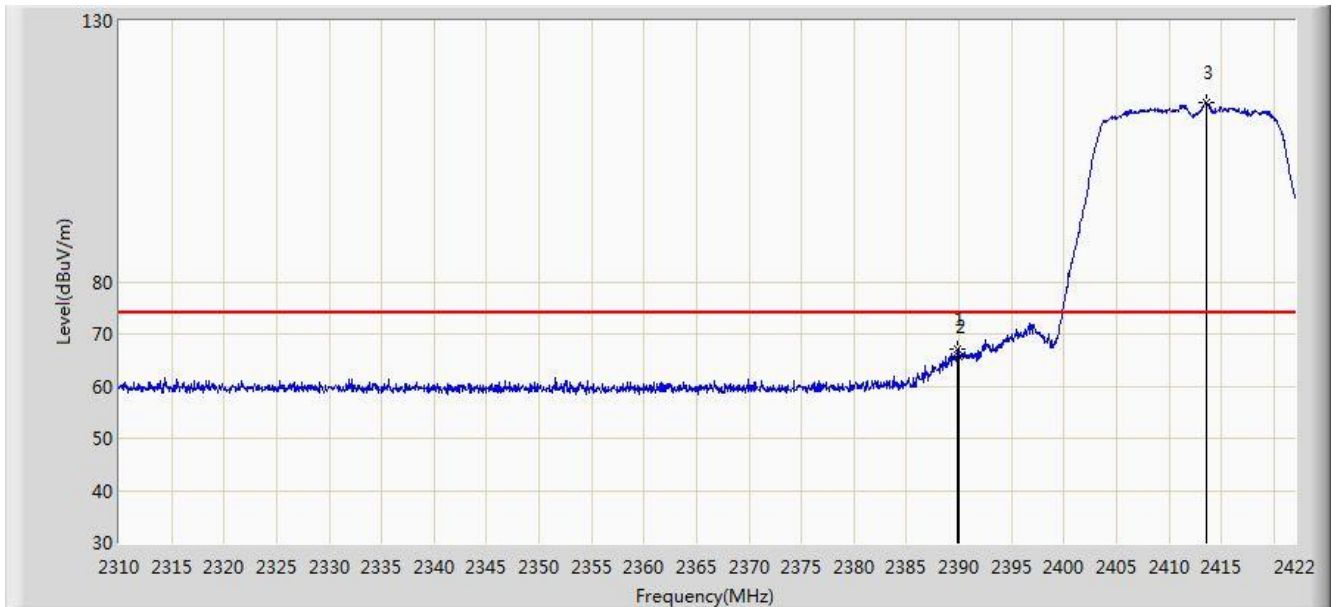


No	Flag	Mark	Frequency (MHz)	Measure Level (dBuV/m)	Reading Level (dBuV)	Margin (dB)	Limit (dBuV/m)	Factor (dB)	Type
1		*	2459.680	103.452	70.940	N/A	N/A	32.513	AV
2			2483.500	49.299	16.718	-4.701	54.000	32.580	AV

Note: Measure Level (dBμV/m) = Reading Level (dBμV) + Factor (dB)

Factor (dB) = Cable Loss (dB) + Antenna Factor (dB/m)

Site: AC1	Time: 2016/08/14 - 14:39
Limit: FCC_Part15.209_RE(3m)	Engineer: Kevin Ke
Probe: BBHA9120D_1GHz_18GHz	Polarity: Horizontal
EUT: US WI-FI AP 4X4 OD ext. antenna	Power: DC 54V
Test Mode: Transmit by 802.11n-HT20 at Channel 2412MHz Ant 3	

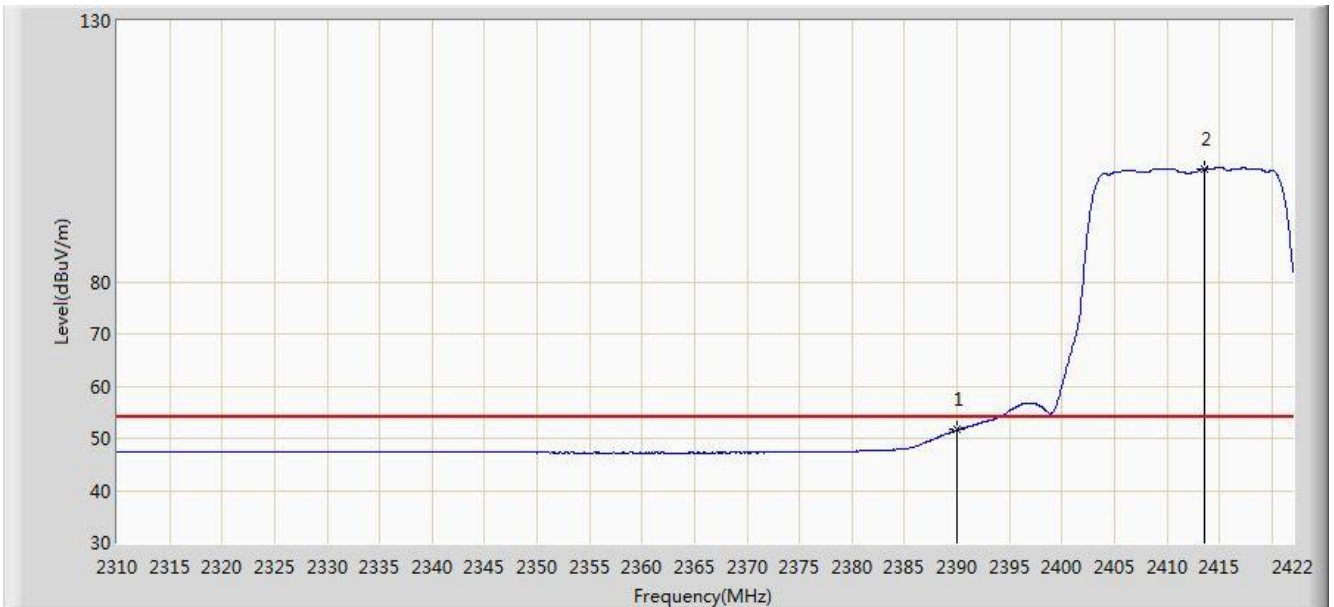


No	Flag	Mark	Frequency (MHz)	Measure Level (dBuV/m)	Reading Level (dBuV)	Margin (dB)	Limit (dBuV/m)	Factor (dB)	Type
1			2389.912	67.053	34.498	-6.947	74.000	32.555	PK
2			2390.000	65.608	33.054	-8.392	74.000	32.554	PK
3		*	2413.600	114.337	81.813	N/A	N/A	32.524	PK

Note: Measure Level (dB μ V/m) = Reading Level (dB μ V) + Factor (dB)

Factor (dB) = Cable Loss (dB) + Antenna Factor (dB/m)

Site: AC1	Time: 2016/08/14 - 14:40
Limit: FCC_Part15.209_RE(3m)	Engineer: Kevin Ke
Probe: BBHA9120D_1GHz_18GHz	Polarity: Horizontal
EUT: US WI-FI AP 4X4 OD ext. antenna	Power: DC 54V
Test Mode: Transmit by 802.11n-HT20 at Channel 2412MHz Ant 3	

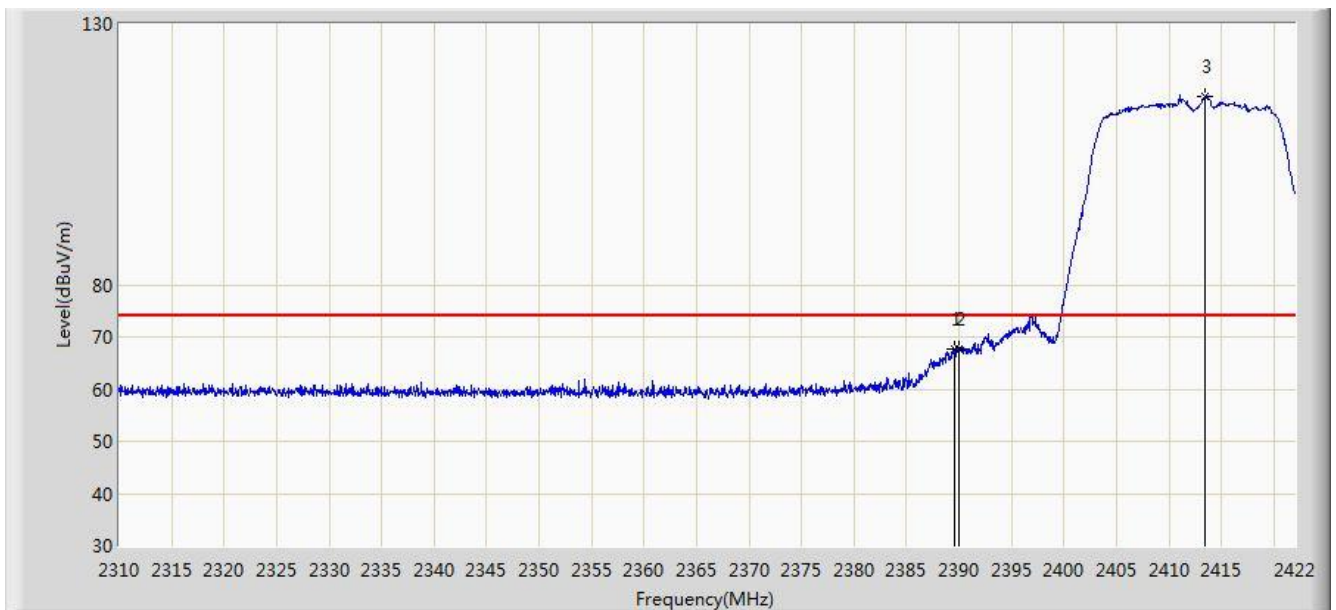


No	Flag	Mark	Frequency (MHz)	Measure Level (dBuV/m)	Reading Level (dBuV)	Margin (dB)	Limit (dBuV/m)	Factor (dB)	Type
1			2390.000	51.670	19.116	-2.330	54.000	32.554	AV
2		*	2413.600	101.729	69.205	N/A	N/A	32.524	AV

Note: Measure Level (dB μ V/m) = Reading Level (dB μ V) + Factor (dB)

Factor (dB) = Cable Loss (dB) + Antenna Factor (dB/m)

Site: AC1	Time: 2016/08/14 - 14:39
Limit: FCC_Part15.209_RE(3m)	Engineer: Kevin Ke
Probe: BBHA9120D_1GHz_18GHz	Polarity: Vertical
EUT: US WI-FI AP 4X4 OD ext. antenna	Power: DC 54V
Test Mode: Transmit by 802.11n-HT20 at Channel 2412MHz Ant 3	

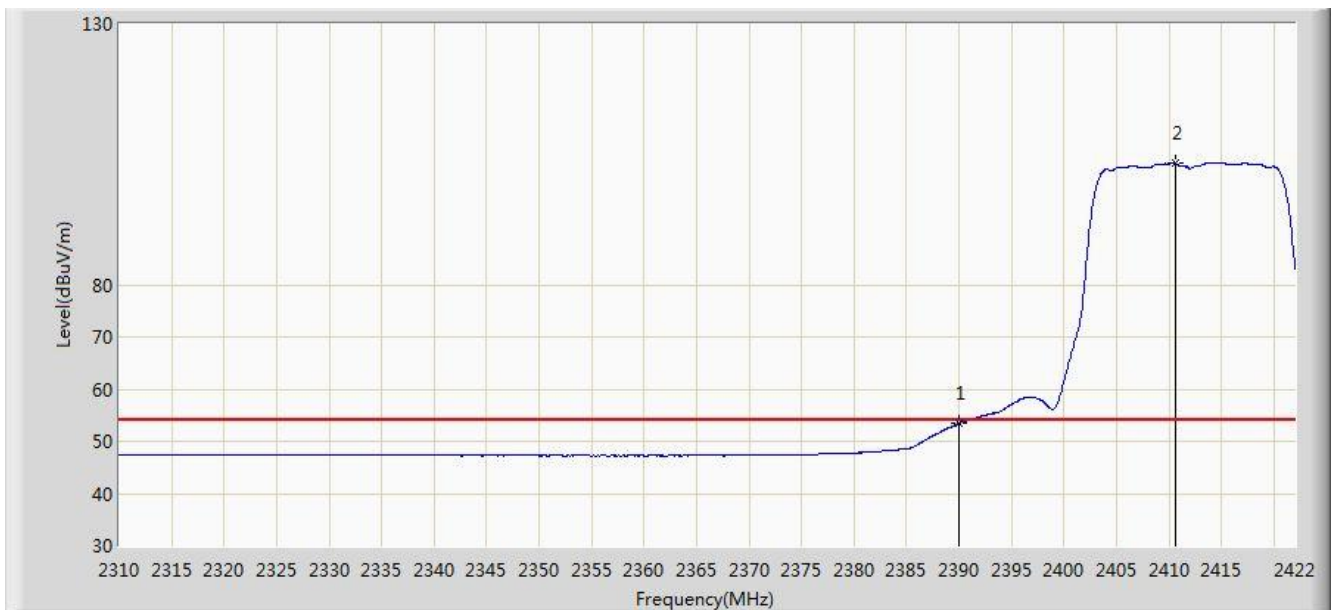


No	Flag	Mark	Frequency (MHz)	Measure Level (dBuV/m)	Reading Level (dBuV)	Margin (dB)	Limit (dBuV/m)	Factor (dB)	Type
1			2389.632	67.817	35.262	-6.183	74.000	32.555	PK
2			2390.000	67.652	35.098	-6.348	74.000	32.554	PK
3		*	2413.488	115.976	83.452	N/A	N/A	32.524	PK

Note: Measure Level (dBμV/m) = Reading Level (dBμV) + Factor (dB)

Factor (dB) = Cable Loss (dB) + Antenna Factor (dB/m)

Site: AC1	Time: 2016/08/14 - 14:38
Limit: FCC_Part15.209_RE(3m)	Engineer: Kevin Ke
Probe: BBHA9120D_1GHz_18GHz	Polarity: Vertical
EUT: US WI-FI AP 4X4 OD ext. antenna	Power: DC 54V
Test Mode: Transmit by 802.11n-HT20 at Channel 2412MHz Ant 3	

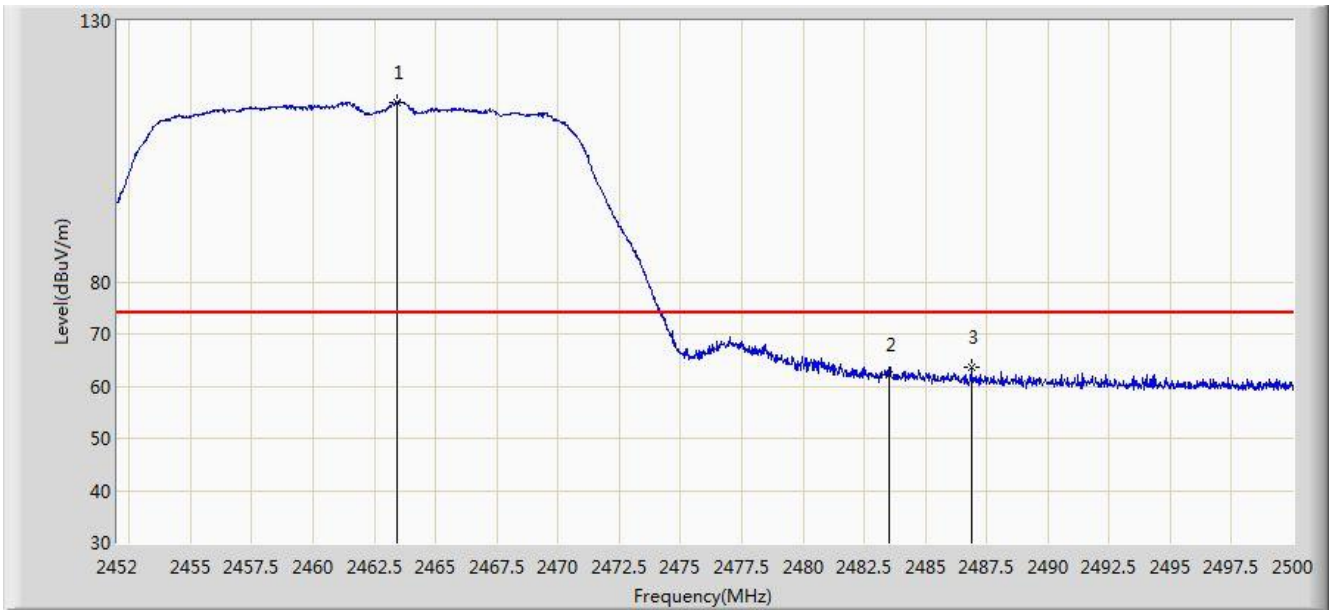


No	Flag	Mark	Frequency (MHz)	Measure Level (dBuV/m)	Reading Level (dBuV)	Margin (dB)	Limit (dBuV/m)	Factor (dB)	Type
1			2390.000	53.451	20.897	-0.549	54.000	32.554	AV
2		*	2410.632	103.230	70.703	N/A	N/A	32.527	AV

Note: Measure Level (dB μ V/m) = Reading Level (dB μ V) + Factor (dB)

Factor (dB) = Cable Loss (dB) + Antenna Factor (dB/m)

Site: AC1	Time: 2016/08/14 - 14:41
Limit: FCC_Part15.209_RE(3m)	Engineer: Kevin Ke
Probe: BBHA9120D_1GHz_18GHz	Polarity: Horizontal
EUT: US WI-FI AP 4X4 OD ext. antenna	Power: DC 54V
Test Mode: Transmit by 802.11n-HT20 at Channel 2462MHz Ant 3	

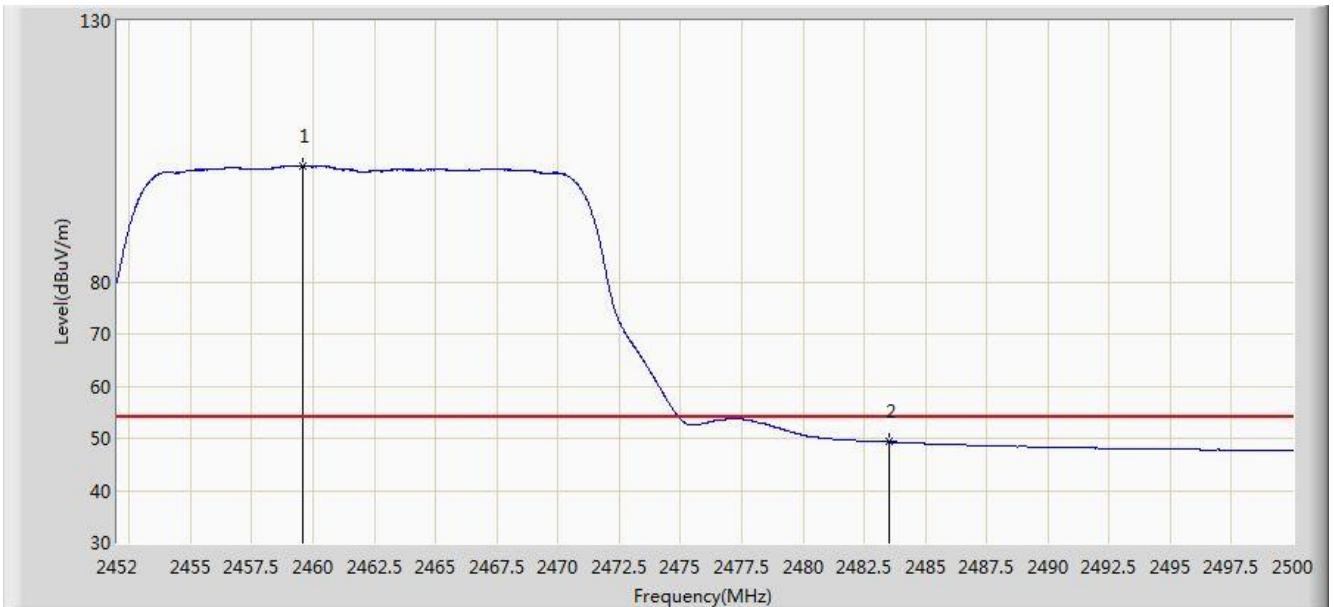


No	Flag	Mark	Frequency (MHz)	Measure Level (dBuV/m)	Reading Level (dBuV)	Margin (dB)	Limit (dBuV/m)	Factor (dB)	Type
1		*	2463.424	114.373	81.853	N/A	N/A	32.521	PK
2			2483.500	62.210	29.629	-11.790	74.000	32.580	PK
3			2486.872	63.548	30.957	-10.452	74.000	32.590	PK

Note: Measure Level (dBμV/m) = Reading Level (dBμV) + Factor (dB)

Factor (dB) = Cable Loss (dB) + Antenna Factor (dB/m)

Site: AC1	Time: 2016/08/14 - 14:42
Limit: FCC_Part15.209_RE(3m)	Engineer: Kevin Ke
Probe: BBHA9120D_1GHz_18GHz	Polarity: Horizontal
EUT: US WI-FI AP 4X4 OD ext. antenna	Power: DC 54V
Test Mode: Transmit by 802.11n-HT20 at Channel 2462MHz Ant 3	

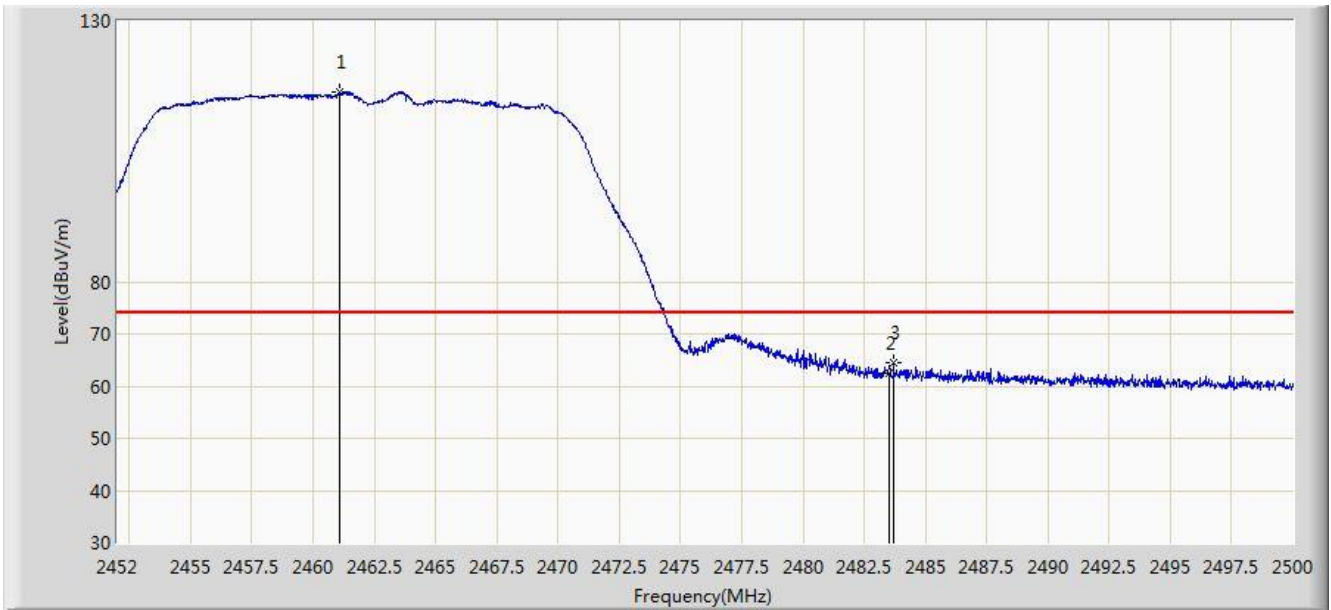


No	Flag	Mark	Frequency (MHz)	Measure Level (dBuV/m)	Reading Level (dBuV)	Margin (dB)	Limit (dBuV/m)	Factor (dB)	Type
1		*	2459.584	102.223	69.711	N/A	N/A	32.513	AV
2			2483.500	49.294	16.713	-4.706	54.000	32.580	AV

Note: Measure Level (dBuV/m) = Reading Level (dBuV) + Factor (dB)

Factor (dB) = Cable Loss (dB) + Antenna Factor (dB/m)

Site: AC1	Time: 2016/08/14 - 14:42
Limit: FCC_Part15.209_RE(3m)	Engineer: Kevin Ke
Probe: BBHA9120D_1GHz_18GHz	Polarity: Vertical
EUT: US WI-FI AP 4X4 OD ext. antenna	Power: DC 54V
Test Mode: Transmit by 802.11n-HT20 at Channel 2462MHz Ant 3	

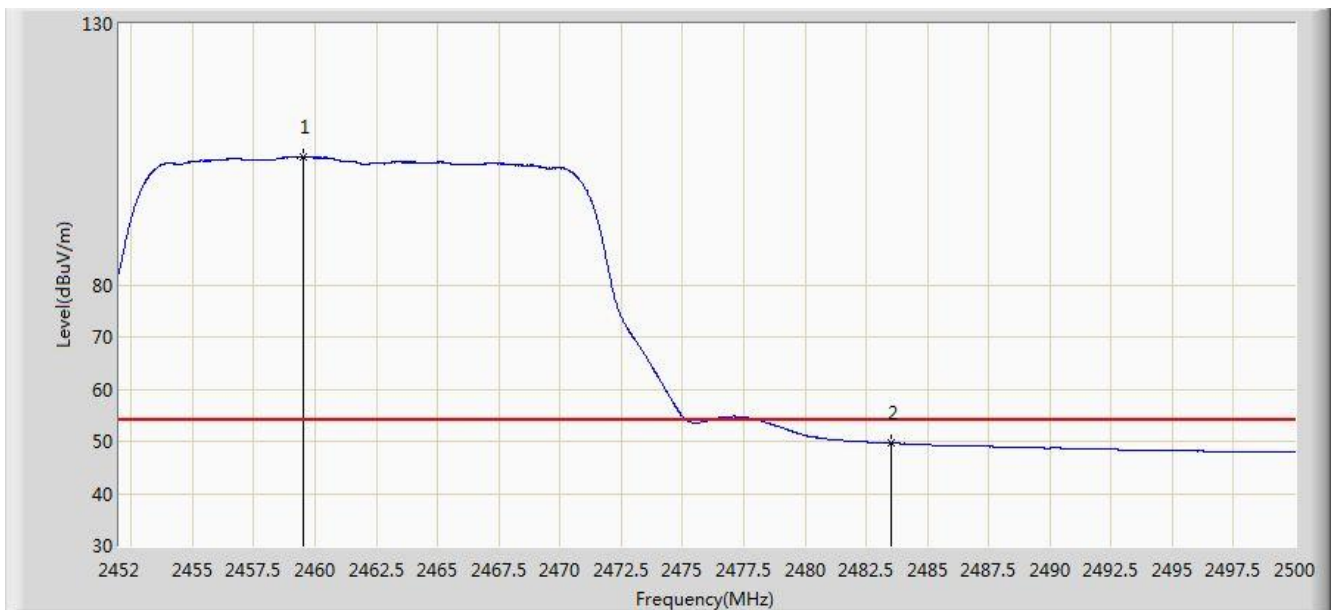


No	Flag	Mark	Frequency (MHz)	Measure Level (dBuV/m)	Reading Level (dBuV)	Margin (dB)	Limit (dBuV/m)	Factor (dB)	Type
1		*	2461.096	116.272	83.757	N/A	N/A	32.514	PK
2			2483.500	62.469	29.888	-11.531	74.000	32.580	PK
3			2483.704	64.452	31.871	-9.548	74.000	32.582	PK

Note: Measure Level (dBμV/m) = Reading Level (dBμV) + Factor (dB)

Factor (dB) = Cable Loss (dB) + Antenna Factor (dB/m)

Site: AC1	Time: 2016/08/14 - 14:42
Limit: FCC_Part15.209_RE(3m)	Engineer: Kevin Ke
Probe: BBHA9120D_1GHz_18GHz	Polarity: Vertical
EUT: US WI-FI AP 4X4 OD ext. antenna	Power: DC 54V
Test Mode: Transmit by 802.11n-HT20 at Channel 2462MHz Ant 3	

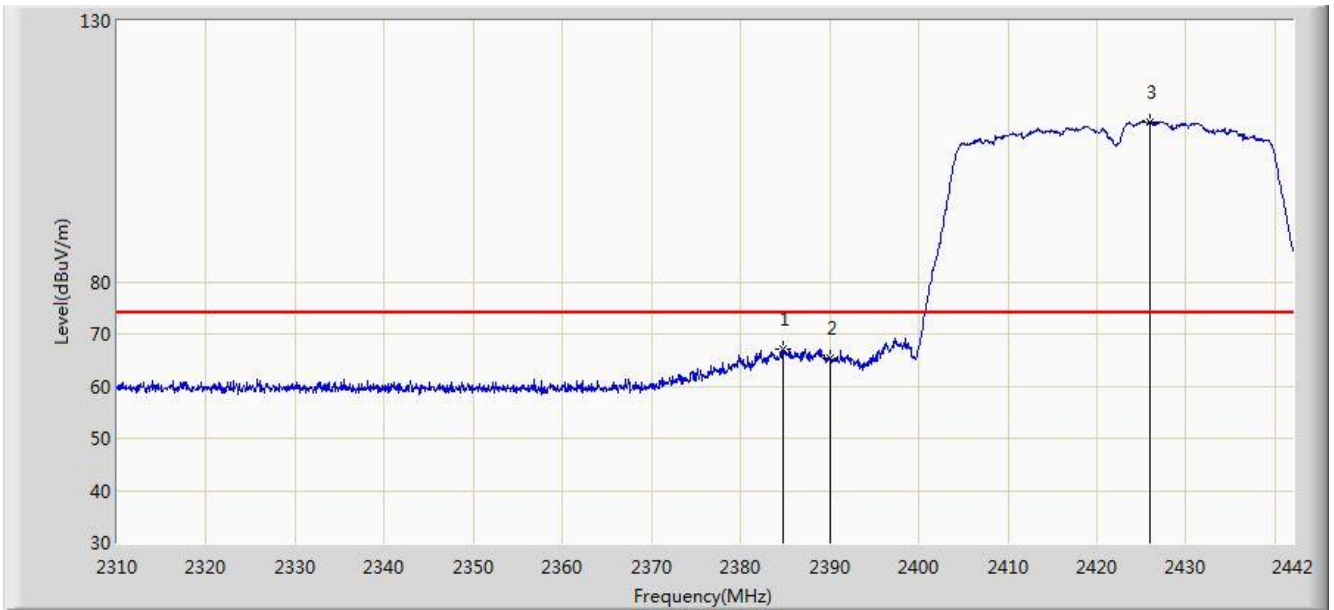


No	Flag	Mark	Frequency (MHz)	Measure Level (dBuV/m)	Reading Level (dBuV)	Margin (dB)	Limit (dBuV/m)	Factor (dB)	Type
1		*	2459.512	104.428	71.916	N/A	N/A	32.512	AV
2			2483.500	49.658	17.077	-4.342	54.000	32.580	AV

Note: Measure Level (dBuV/m) = Reading Level (dBuV) + Factor (dB)

Factor (dB) = Cable Loss (dB) + Antenna Factor (dB/m)

Site: AC1	Time: 2016/08/14 - 14:46
Limit: FCC_Part15.209_RE(3m)	Engineer: Kevin Ke
Probe: BBHA9120D_1GHz_18GHz	Polarity: Vertical
EUT: US WI-FI AP 4X4 OD ext. antenna	Power: DC 54V
Test Mode: Transmit by 802.11n-HT40 at Channel 2422MHz Ant 3	

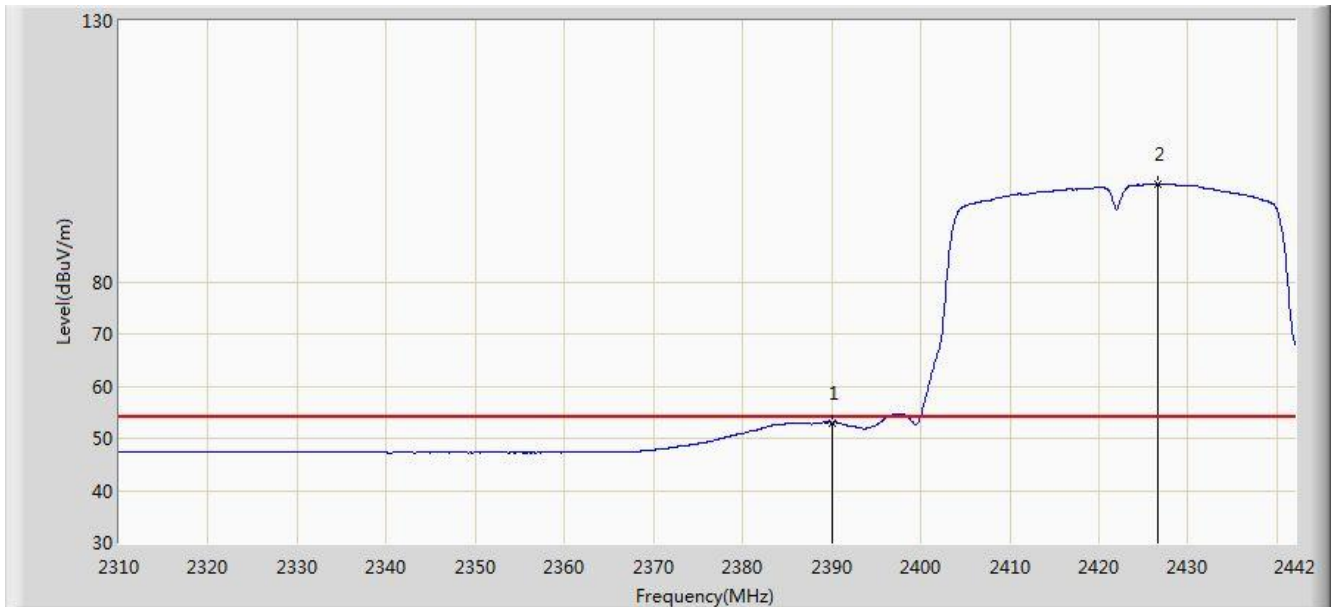


No	Flag	Mark	Frequency (MHz)	Measure Level (dBuV/m)	Reading Level (dBuV)	Margin (dB)	Limit (dBuV/m)	Factor (dB)	Type
1			2384.844	67.245	34.684	-6.755	74.000	32.562	PK
2			2390.000	65.316	32.762	-8.684	74.000	32.554	PK
3		*	2425.962	110.602	78.093	N/A	N/A	32.509	PK

Note: Measure Level (dBμV/m) = Reading Level (dBμV) + Factor (dB)

Factor (dB) = Cable Loss (dB) + Antenna Factor (dB/m)

Site: AC1	Time: 2016/08/14 - 14:46
Limit: FCC_Part15.209_RE(3m)	Engineer: Kevin Ke
Probe: BBHA9120D_1GHz_18GHz	Polarity: Vertical
EUT: US WI-FI AP 4X4 OD ext. antenna	Power: DC 54V
Test Mode: Transmit by 802.11n-HT40 at Channel 2422MHz Ant 3	

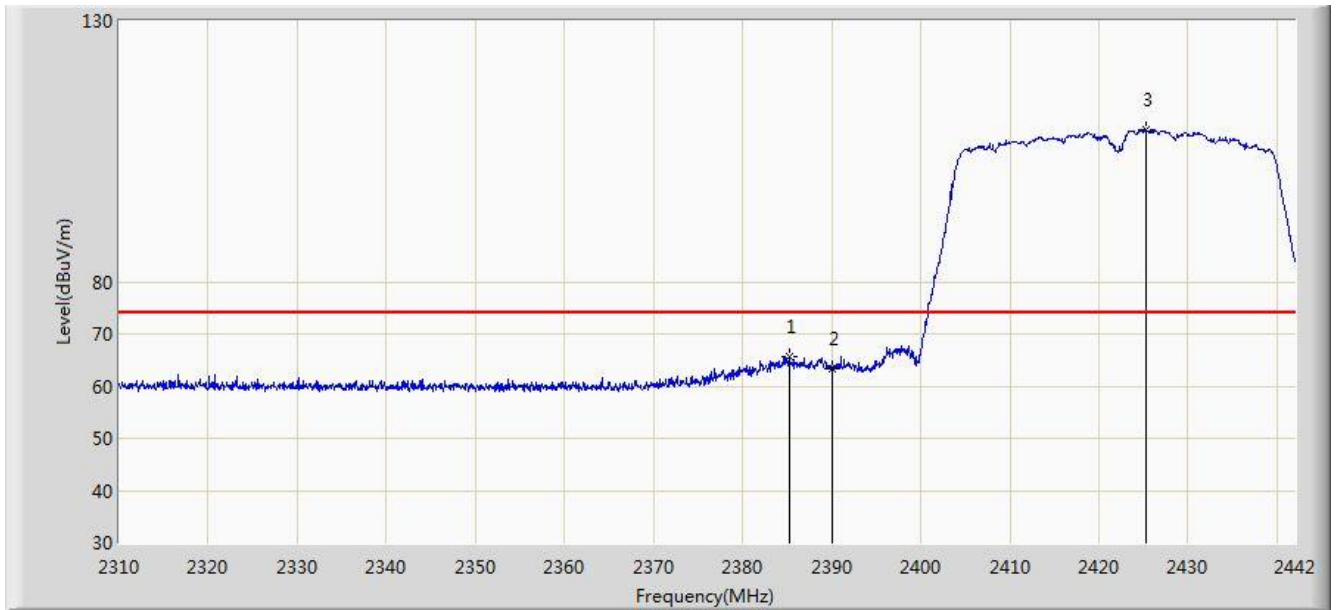


No	Flag	Mark	Frequency (MHz)	Measure Level (dBuV/m)	Reading Level (dBuV)	Margin (dB)	Limit (dBuV/m)	Factor (dB)	Type
1			2390.000	53.020	20.466	-0.980	54.000	32.554	AV
2		*	2426.556	98.615	66.107	N/A	N/A	32.508	AV

Note: Measure Level (dB μ V/m) = Reading Level (dB μ V) + Factor (dB)

Factor (dB) = Cable Loss (dB) + Antenna Factor (dB/m)

Site: AC1	Time: 2016/08/14 - 14:47
Limit: FCC_Part15.209_RE(3m)	Engineer: Kevin Ke
Probe: BBHA9120D_1GHz_18GHz	Polarity: Horizontal
EUT: US WI-FI AP 4X4 OD ext. antenna	Power: DC 54V
Test Mode: Transmit by 802.11n-HT40 at Channel 2422MHz Ant 3	

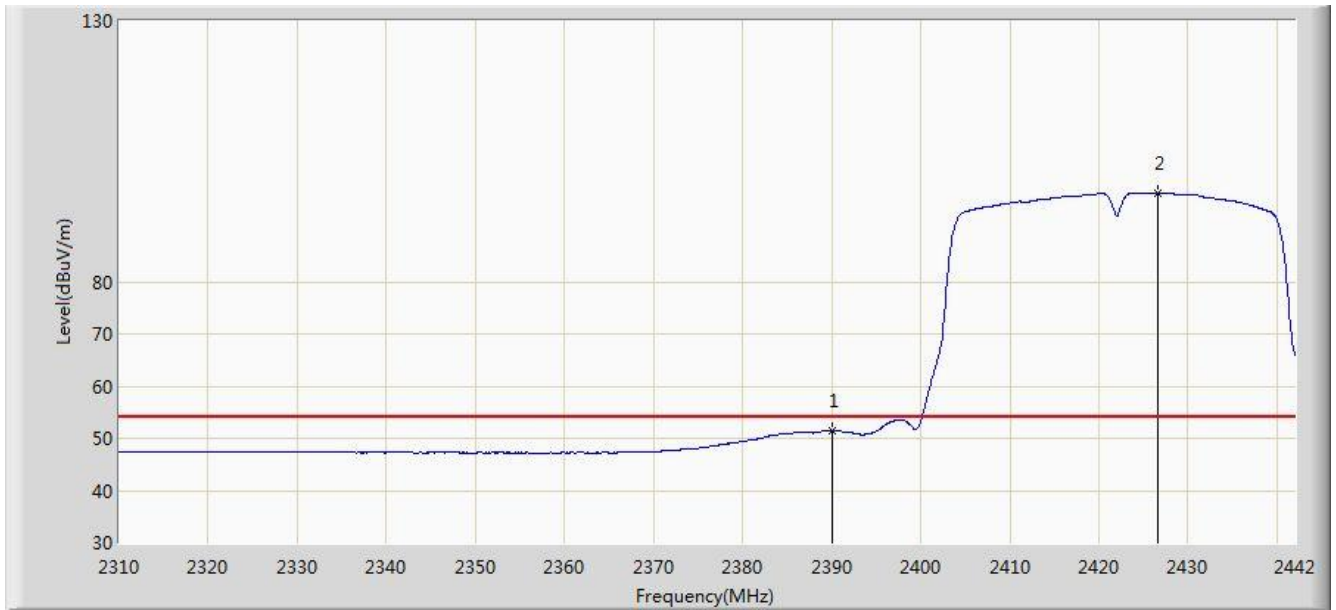


No	Flag	Mark	Frequency (MHz)	Measure Level (dBuV/m)	Reading Level (dBuV)	Margin (dB)	Limit (dBuV/m)	Factor (dB)	Type
1			2385.240	65.573	33.012	-8.427	74.000	32.561	PK
2			2390.000	63.392	30.838	-10.608	74.000	32.554	PK
3		*	2425.368	109.125	76.615	N/A	N/A	32.509	PK

Note: Measure Level (dB μ V/m) = Reading Level (dB μ V) + Factor (dB)

Factor (dB) = Cable Loss (dB) + Antenna Factor (dB/m)

Site: AC1	Time: 2016/08/14 - 14:48
Limit: FCC_Part15.209_RE(3m)	Engineer: Kevin Ke
Probe: BBHA9120D_1GHz_18GHz	Polarity: Horizontal
EUT: US WI-FI AP 4X4 OD ext. antenna	Power: DC 54V
Test Mode: Transmit by 802.11n-HT40 at Channel 2422MHz Ant 3	



No	Flag	Mark	Frequency (MHz)	Measure Level (dBuV/m)	Reading Level (dBuV)	Margin (dB)	Limit (dBuV/m)	Factor (dB)	Type
1			2390.000	51.489	18.935	-2.511	54.000	32.554	AV
2		*	2426.556	96.968	64.460	N/A	N/A	32.508	AV

Note: Measure Level (dB μ V/m) = Reading Level (dB μ V) + Factor (dB)

Factor (dB) = Cable Loss (dB) + Antenna Factor (dB/m)

Site: AC1	Time: 2016/08/14 - 14:49
Limit: FCC_Part15.209_RE(3m)	Engineer: Kevin Ke
Probe: BBHA9120D_1GHz_18GHz	Polarity: Horizontal
EUT: US WI-FI AP 4X4 OD ext. antenna	Power: DC 54V
Test Mode: Transmit by 802.11n-HT40 at Channel 2452MHz Ant 3	

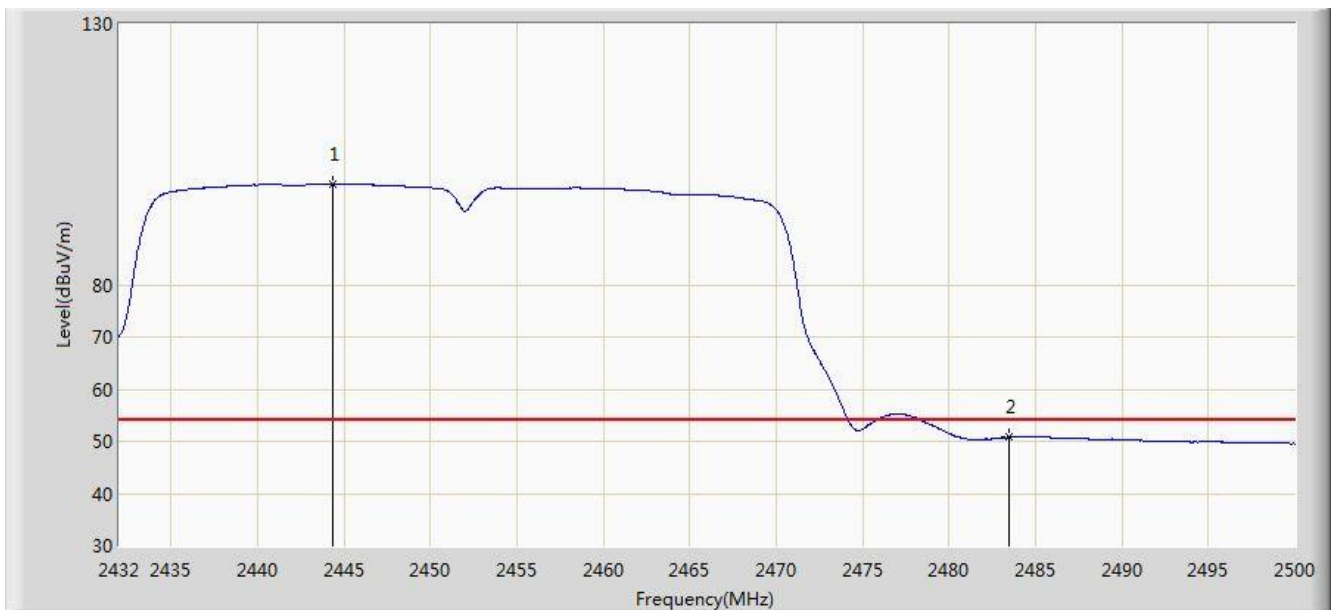


No	Flag	Mark	Frequency (MHz)	Measure Level (dBuV/m)	Reading Level (dBuV)	Margin (dB)	Limit (dBuV/m)	Factor (dB)	Type
1		*	2440.806	111.886	79.395	N/A	N/A	32.491	PK
2			2483.500	63.920	31.339	-10.080	74.000	32.580	PK
3			2489.222	66.589	33.991	-7.411	74.000	32.598	PK

Note: Measure Level (dBμV/m) = Reading Level (dBμV) + Factor (dB)

Factor (dB) = Cable Loss (dB) + Antenna Factor (dB/m)

Site: AC1	Time: 2016/08/14 - 14:50
Limit: FCC_Part15.209_RE(3m)	Engineer: Kevin Ke
Probe: BBHA9120D_1GHz_18GHz	Polarity: Horizontal
EUT: US WI-FI AP 4X4 OD ext. antenna	Power: DC 54V
Test Mode: Transmit by 802.11n-HT40 at Channel 2452MHz Ant 3	

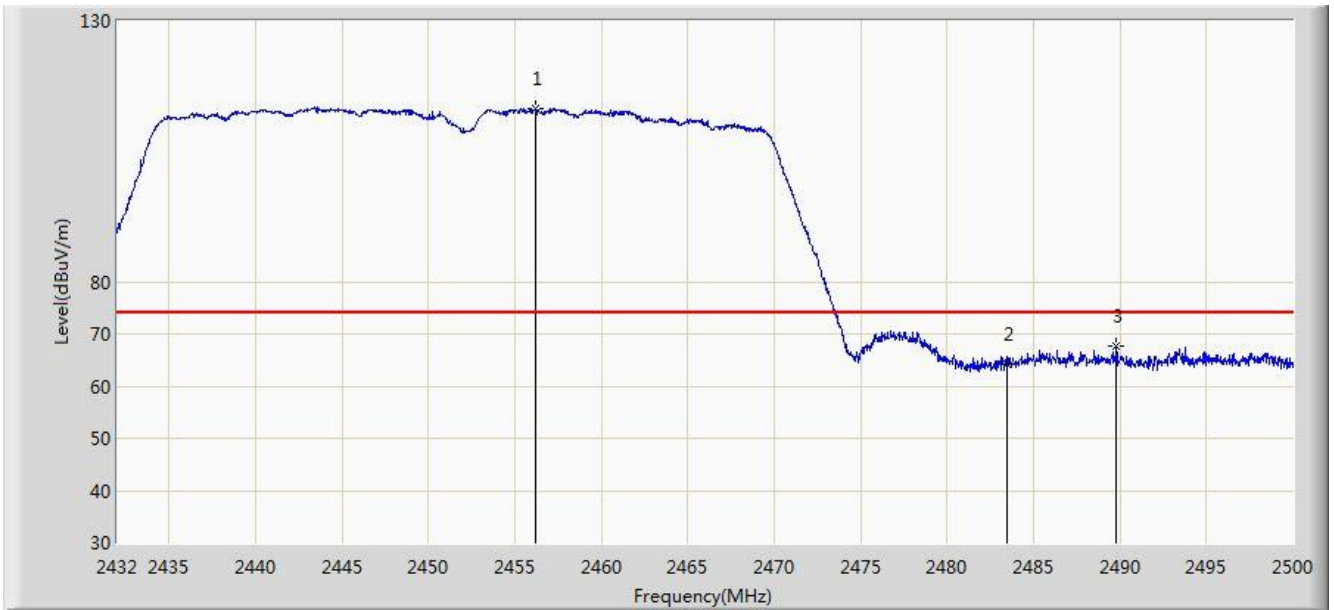


No	Flag	Mark	Frequency (MHz)	Measure Level (dBuV/m)	Reading Level (dBuV)	Margin (dB)	Limit (dBuV/m)	Factor (dB)	Type
1		*	2444.342	99.272	66.785	N/A	N/A	32.488	AV
2			2483.500	50.788	18.207	-3.212	54.000	32.580	AV

Note: Measure Level (dB μ V/m) = Reading Level (dB μ V) + Factor (dB)

Factor (dB) = Cable Loss (dB) + Antenna Factor (dB/m)

Site: AC1	Time: 2016/08/14 - 14:50
Limit: FCC_Part15.209_RE(3m)	Engineer: Kevin Ke
Probe: BBHA9120D_1GHz_18GHz	Polarity: Vertical
EUT: US WI-FI AP 4X4 OD ext. antenna	Power: DC 54V
Test Mode: Transmit by 802.11n-HT40 at Channel 2452MHz Ant 3	

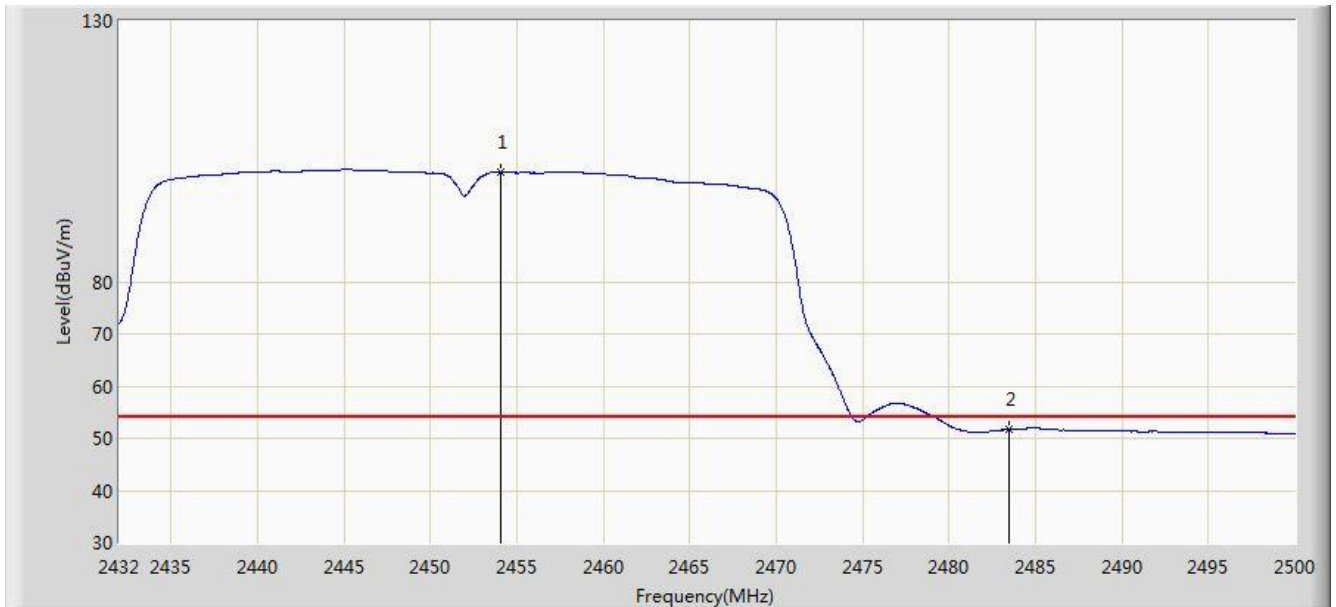


No	Flag	Mark	Frequency (MHz)	Measure Level (dBuV/m)	Reading Level (dBuV)	Margin (dB)	Limit (dBuV/m)	Factor (dB)	Type
1		*	2456.208	113.173	80.667	N/A	N/A	32.507	PK
2			2483.500	64.173	31.592	-9.827	74.000	32.580	PK
3			2489.766	67.815	35.216	-6.185	74.000	32.600	PK

Note: Measure Level (dB μ V/m) = Reading Level (dB μ V) + Factor (dB)

Factor (dB) = Cable Loss (dB) + Antenna Factor (dB/m)

Site: AC1	Time: 2016/08/14 - 14:51
Limit: FCC_Part15.209_RE(3m)	Engineer: Kevin Ke
Probe: BBHA9120D_1GHz_18GHz	Polarity: Vertical
EUT: US WI-FI AP 4X4 OD ext. antenna	Power: DC 54V
Test Mode: Transmit by 802.11n-HT40 at Channel 2452MHz Ant 3	

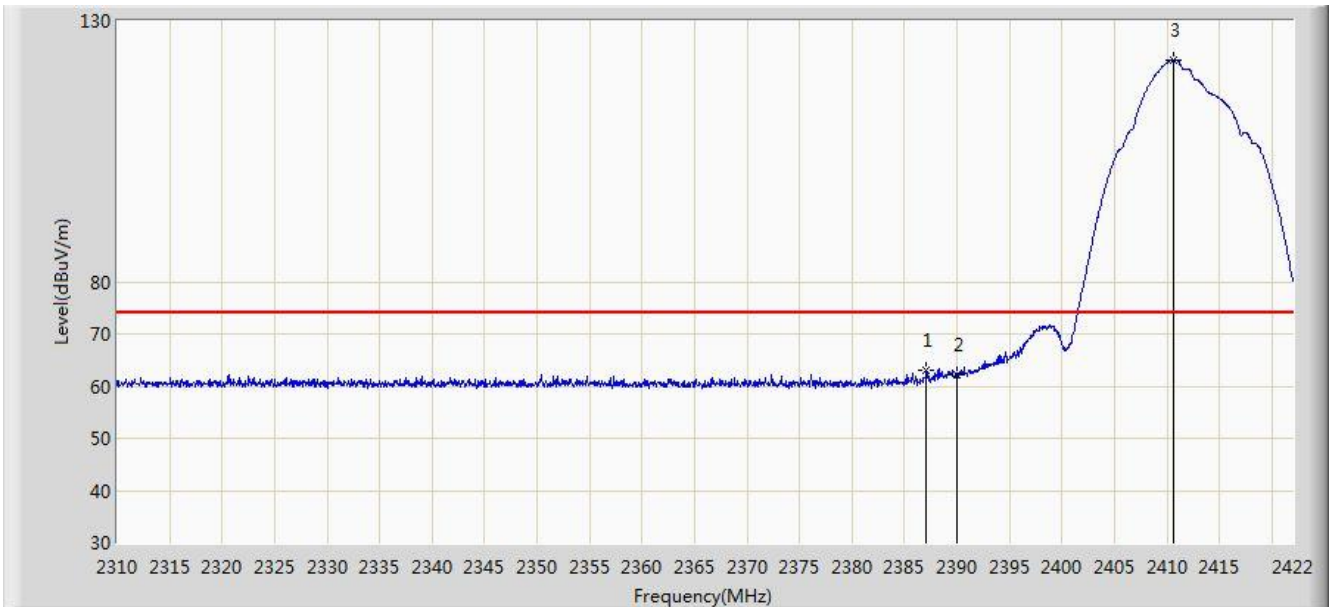


No	Flag	Mark	Frequency (MHz)	Measure Level (dBuV/m)	Reading Level (dBuV)	Margin (dB)	Limit (dBuV/m)	Factor (dB)	Type
1		*	2454.066	100.999	68.497	N/A	N/A	32.502	AV
2			2483.500	51.699	19.118	-2.301	54.000	32.580	AV

Note: Measure Level (dB μ V/m) = Reading Level (dB μ V) + Factor (dB)

Factor (dB) = Cable Loss (dB) + Antenna Factor (dB/m)

Site: AC1	Time: 2016/08/14 - 14:56
Limit: FCC_Part15.209_RE(3m)	Engineer: Kevin Ke
Probe: BBHA9120D_1GHz_18GHz	Polarity: Horizontal
EUT: US WI-FI AP 4X4 OD ext. antenna	Power: DC 54V
Test Mode: Transmit by 802.11b at Channel 2412MHz Ant 0 + 1 + 2 + 3	

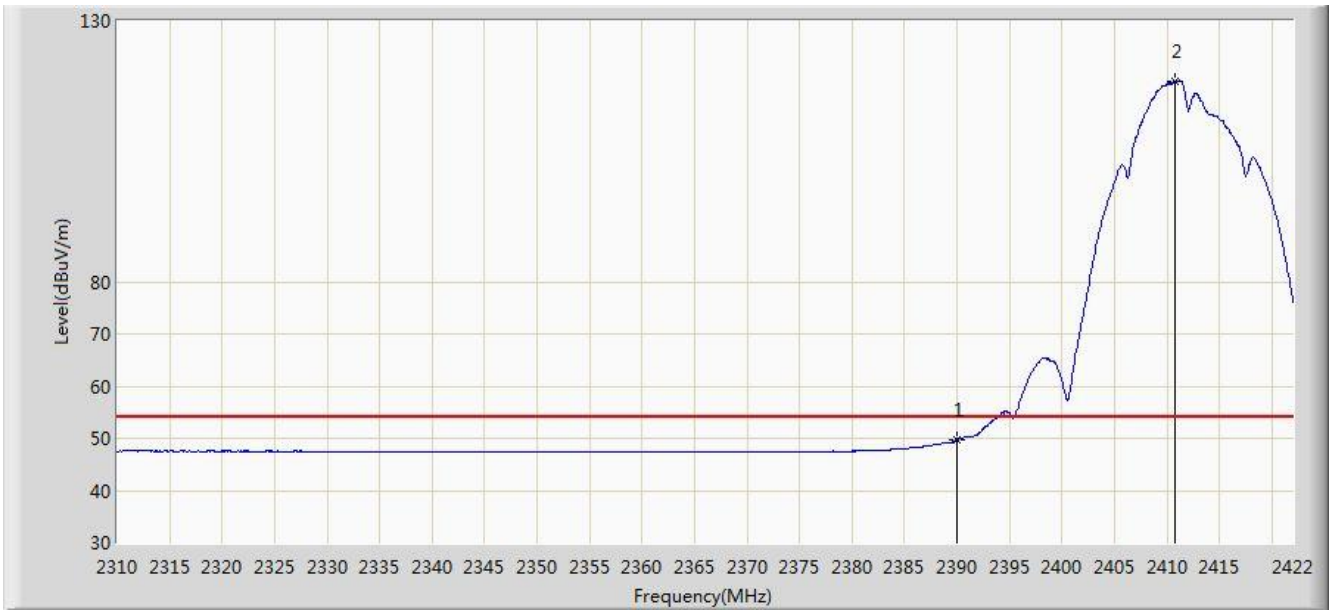


No	Flag	Mark	Frequency (MHz)	Measure Level (dBuV/m)	Reading Level (dBuV)	Margin (dB)	Limit (dBuV/m)	Factor (dB)	Type
1			2387.056	62.973	30.415	-11.027	74.000	32.559	PK
2			2390.000	62.189	29.635	-11.811	74.000	32.554	PK
3		*	2410.632	122.475	89.948	N/A	N/A	32.527	PK

Note: Measure Level (dBμV/m) = Reading Level (dBμV) + Factor (dB)

Factor (dB) = Cable Loss (dB) + Antenna Factor (dB/m)

Site: AC1	Time: 2016/08/14 - 15:01
Limit: FCC_Part15.209_RE(3m)	Engineer: Kevin Ke
Probe: BBHA9120D_1GHz_18GHz	Polarity: Horizontal
EUT: US WI-FI AP 4X4 OD ext. antenna	Power: DC 54V
Test Mode: Transmit by 802.11b at Channel 2412MHz Ant 0 + 1 + 2 + 3	

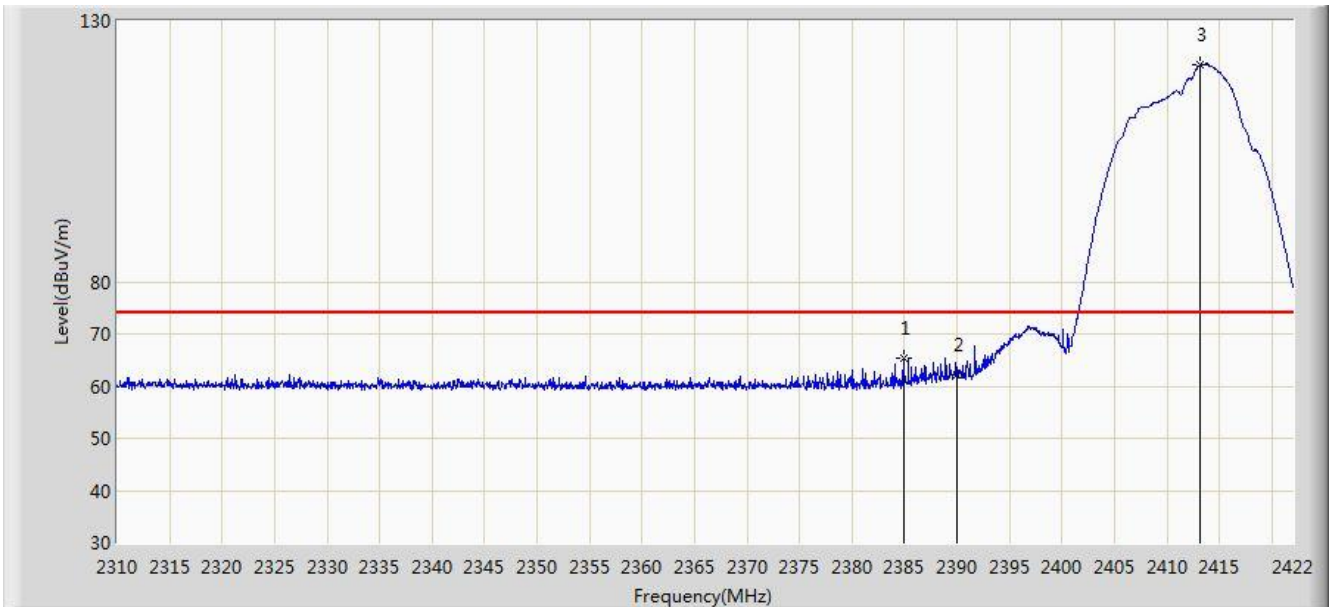


No	Flag	Mark	Frequency (MHz)	Measure Level (dBuV/m)	Reading Level (dBuV)	Margin (dB)	Limit (dBuV/m)	Factor (dB)	Type
1			2390.000	49.833	17.279	-4.167	54.000	32.554	AV
2		*	2410.800	118.366	85.839	N/A	N/A	32.527	AV

Note: Measure Level (dBμV/m) = Reading Level (dBμV) + Factor (dB)

Factor (dB) = Cable Loss (dB) + Antenna Factor (dB/m)

Site: AC1	Time: 2016/08/14 - 15:04
Limit: FCC_Part15.209_RE(3m)	Engineer: Kevin Ke
Probe: BBHA9120D_1GHz_18GHz	Polarity: Vertical
EUT: US WI-FI AP 4X4 OD ext. antenna	Power: DC 54V
Test Mode: Transmit by 802.11b at Channel 2412MHz Ant 0 + 1 + 2 + 3	

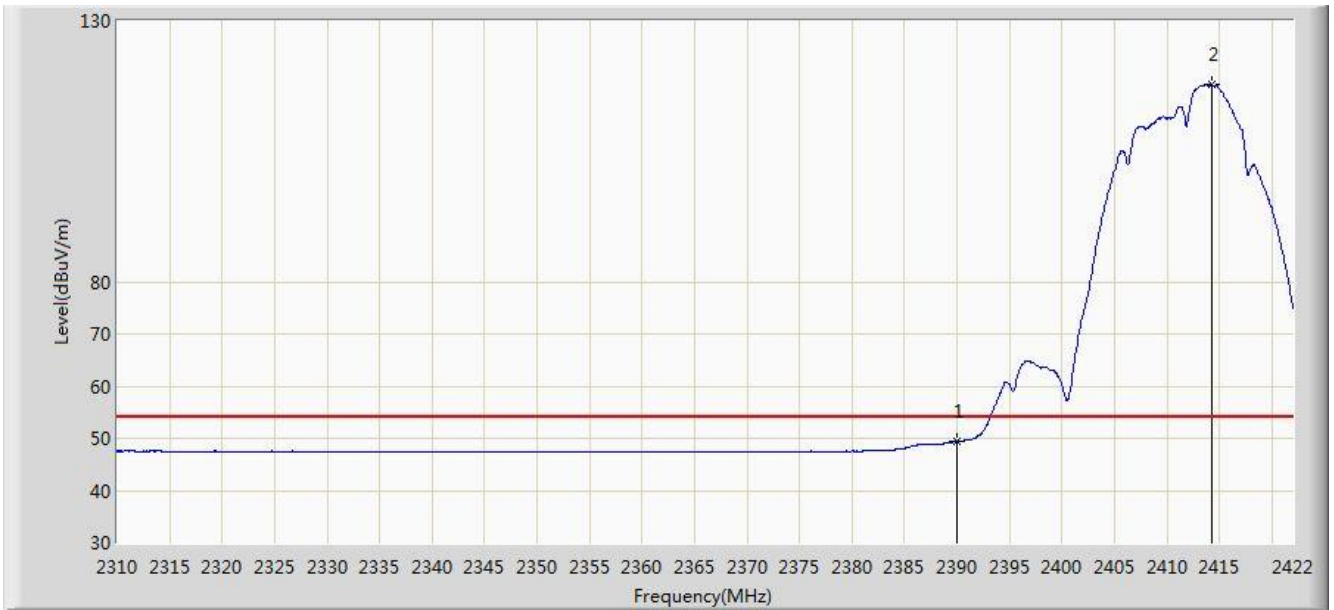


No	Flag	Mark	Frequency (MHz)	Measure Level (dBuV/m)	Reading Level (dBuV)	Margin (dB)	Limit (dBuV/m)	Factor (dB)	Type
1			2384.928	65.265	32.704	-8.735	74.000	32.561	PK
2			2390.000	62.300	29.746	-11.700	74.000	32.554	PK
3		*	2413.152	121.506	88.982	N/A	N/A	32.524	PK

Note: Measure Level (dBμV/m) = Reading Level (dBμV) + Factor (dB)

Factor (dB) = Cable Loss (dB) + Antenna Factor (dB/m)

Site: AC1	Time: 2016/08/14 - 15:05
Limit: FCC_Part15.209_RE(3m)	Engineer: Kevin Ke
Probe: BBHA9120D_1GHz_18GHz	Polarity: Vertical
EUT: US WI-FI AP 4X4 OD ext. antenna	Power: DC 54V
Test Mode: Transmit by 802.11b at Channel 2412MHz Ant 0 + 1 + 2 + 3	

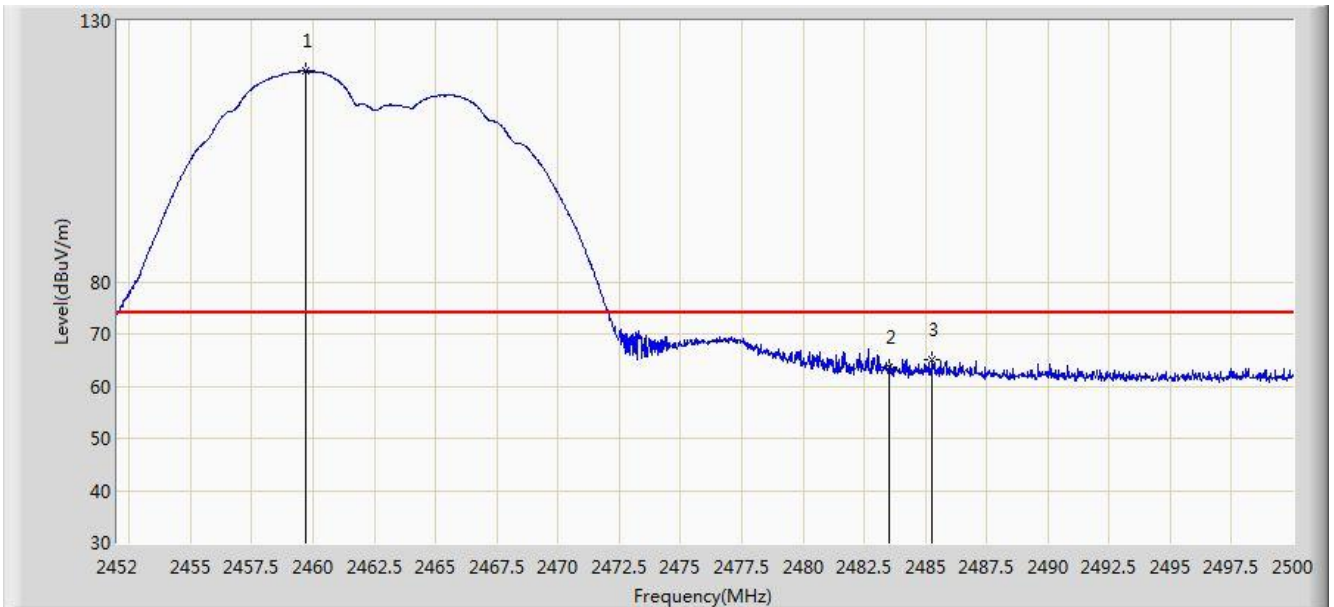


No	Flag	Mark	Frequency (MHz)	Measure Level (dBuV/m)	Reading Level (dBuV)	Margin (dB)	Limit (dBuV/m)	Factor (dB)	Type
1			2390.000	49.377	16.823	-4.623	54.000	32.554	AV
2		*	2414.272	117.849	85.326	N/A	N/A	32.523	AV

Note: Measure Level (dBμV/m) = Reading Level (dBμV) + Factor (dB)

Factor (dB) = Cable Loss (dB) + Antenna Factor (dB/m)

Site: AC1	Time: 2016/08/14 - 15:07
Limit: FCC_Part15.209_RE(3m)	Engineer: Kevin Ke
Probe: BBHA9120D_1GHz_18GHz	Polarity: Horizontal
EUT: US WI-FI AP 4X4 OD ext. antenna	Power: DC 54V
Test Mode: Transmit by 802.11b at Channel 2462MHz Ant 0 + 1 + 2 + 3	

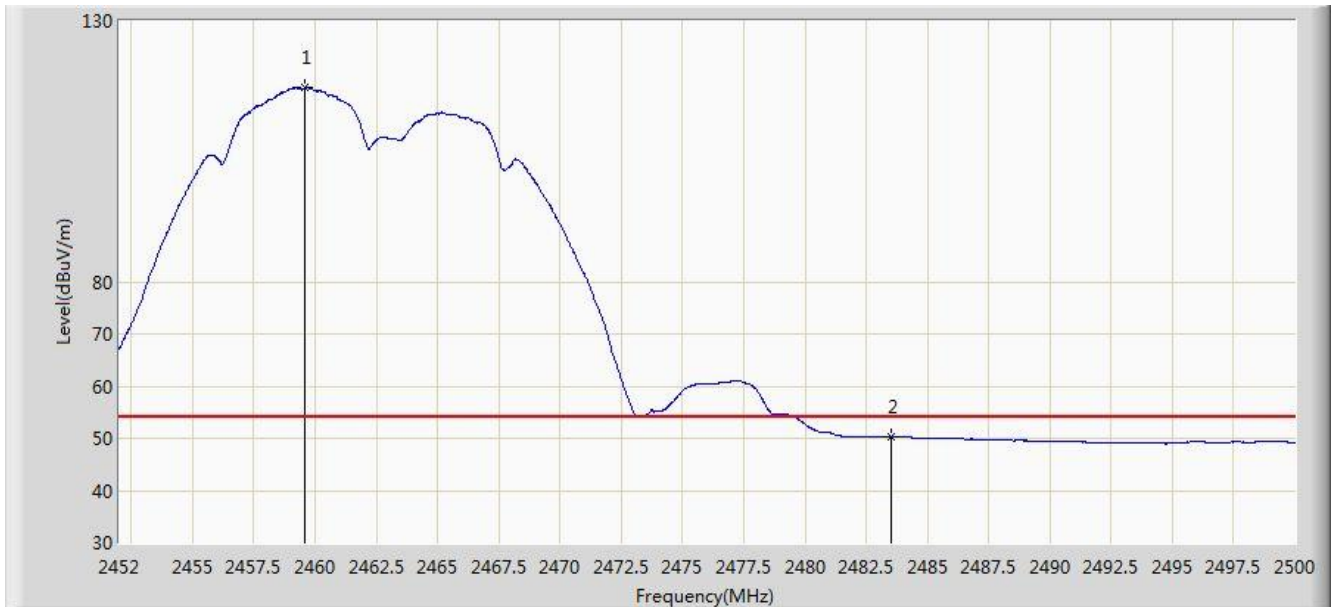


No	Flag	Mark	Frequency (MHz)	Measure Level (dBuV/m)	Reading Level (dBuV)	Margin (dB)	Limit (dBuV/m)	Factor (dB)	Type
1		*	2459.728	120.359	87.847	N/A	N/A	32.513	PK
2			2483.500	63.510	30.929	-10.490	74.000	32.580	PK
3			2485.264	65.204	32.618	-8.796	74.000	32.585	PK

Note: Measure Level (dBμV/m) = Reading Level (dBμV) + Factor (dB)

Factor (dB) = Cable Loss (dB) + Antenna Factor (dB/m)

Site: AC1	Time: 2016/08/14 - 15:09
Limit: FCC_Part15.209_RE(3m)	Engineer: Kevin Ke
Probe: BBHA9120D_1GHz_18GHz	Polarity: Horizontal
EUT: US WI-FI AP 4X4 OD ext. antenna	Power: DC 54V
Test Mode: Transmit by 802.11b at Channel 2462MHz Ant 0 + 1 + 2 + 3	

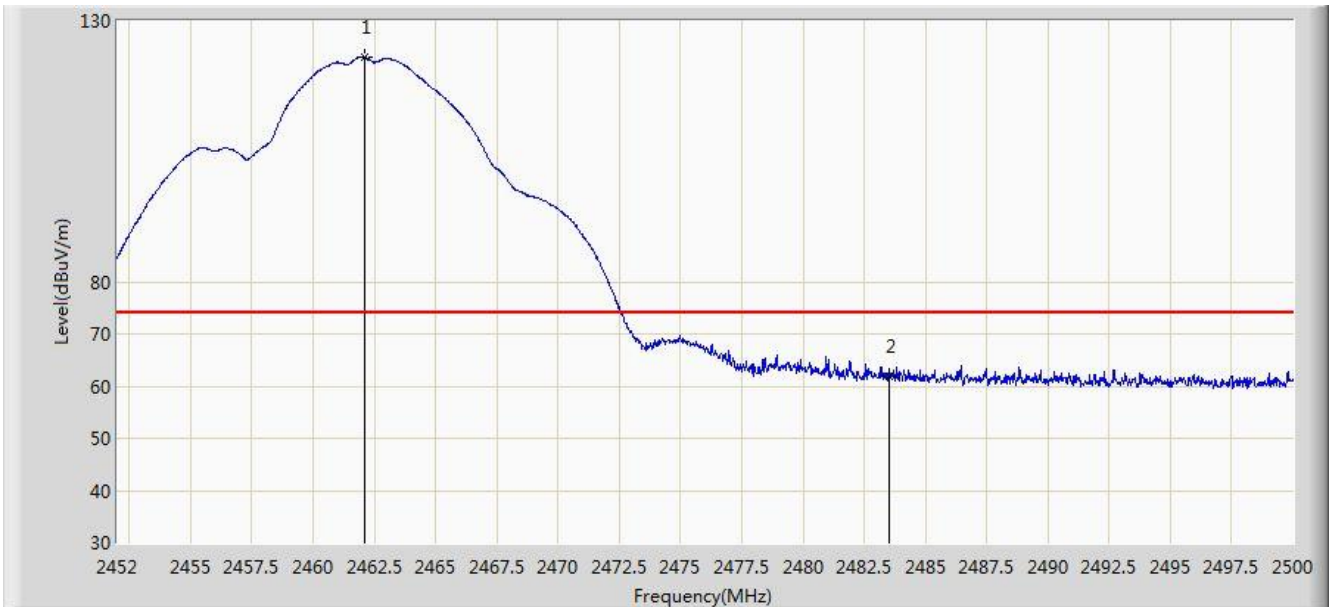


No	Flag	Mark	Frequency (MHz)	Measure Level (dBuV/m)	Reading Level (dBuV)	Margin (dB)	Limit (dBuV/m)	Factor (dB)	Type
1		*	2459.560	117.147	84.635	N/A	N/A	32.512	AV
2			2483.500	50.249	17.668	-3.751	54.000	32.580	AV

Note: Measure Level (dBuV/m) = Reading Level (dBuV) + Factor (dB)

Factor (dB) = Cable Loss (dB) + Antenna Factor (dB/m)

Site: AC1	Time: 2016/08/14 - 15:10
Limit: FCC_Part15.209_RE(3m)	Engineer: Kevin Ke
Probe: BBHA9120D_1GHz_18GHz	Polarity: Vertical
EUT: US WI-FI AP 4X4 OD ext. antenna	Power: DC 54V
Test Mode: Transmit by 802.11b at Channel 2462MHz Ant 0 + 1 + 2 + 3	

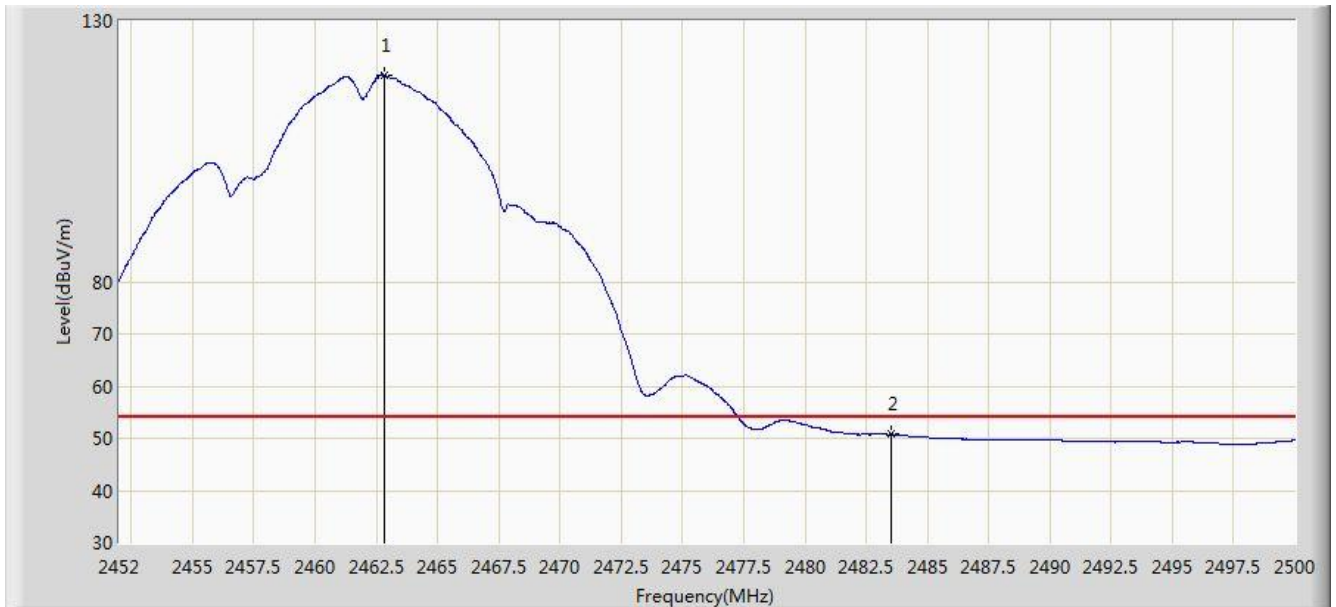


No	Flag	Mark	Frequency (MHz)	Measure Level (dBuV/m)	Reading Level (dBuV)	Margin (dB)	Limit (dBuV/m)	Factor (dB)	Type
1		*	2462.128	123.034	90.517	N/A	N/A	32.516	PK
2			2483.500	61.741	29.160	-12.259	74.000	32.580	PK

Note: Measure Level (dB μ V/m) = Reading Level (dB μ V) + Factor (dB)

Factor (dB) = Cable Loss (dB) + Antenna Factor (dB/m)

Site: AC1	Time: 2016/08/14 - 15:12
Limit: FCC_Part15.209_RE(3m)	Engineer: Kevin Ke
Probe: BBHA9120D_1GHz_18GHz	Polarity: Vertical
EUT: US WI-FI AP 4X4 OD ext. antenna	Power: DC 54V
Test Mode: Transmit by 802.11b at Channel 2462MHz Ant 0 + 1 + 2 + 3	

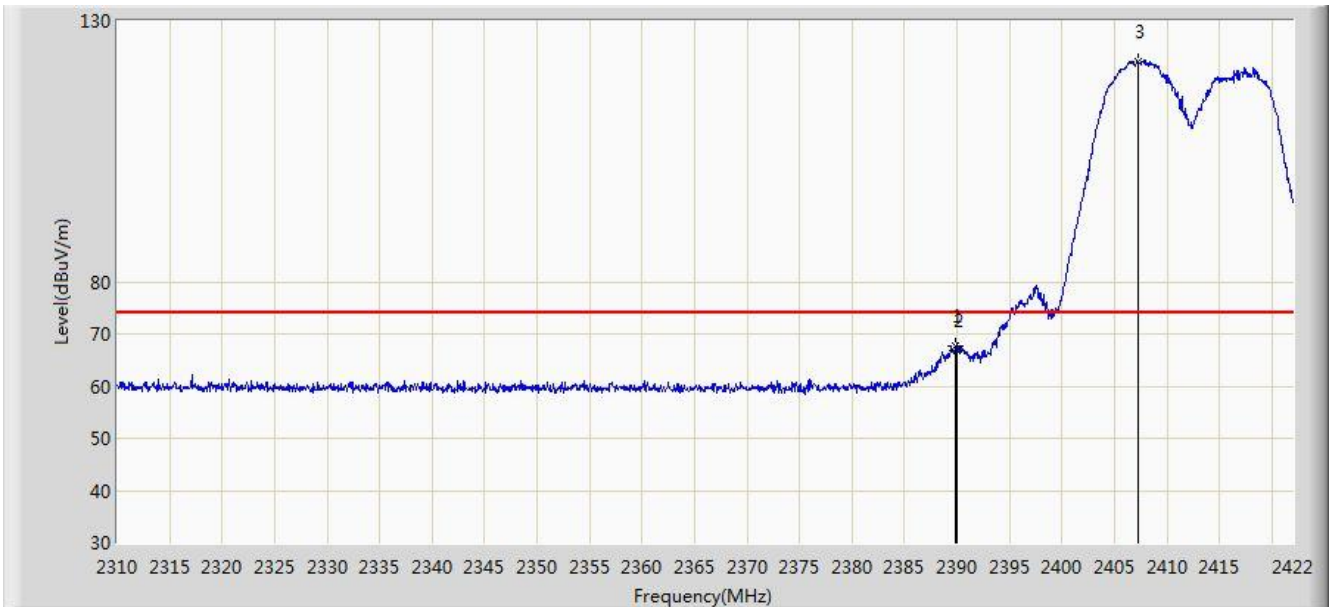


No	Flag	Mark	Frequency (MHz)	Measure Level (dBuV/m)	Reading Level (dBuV)	Margin (dB)	Limit (dBuV/m)	Factor (dB)	Type
1		*	2462.800	119.662	87.143	N/A	N/A	32.518	AV
2			2483.500	50.743	18.162	-3.257	54.000	32.580	AV

Note: Measure Level (dBμV/m) = Reading Level (dBμV) + Factor (dB)

Factor (dB) = Cable Loss (dB) + Antenna Factor (dB/m)

Site: AC1	Time: 2016/08/14 - 15:23
Limit: FCC_Part15.209_RE(3m)	Engineer: Kevin Ke
Probe: BBHA9120D_1GHz_18GHz	Polarity: Horizontal
EUT: US WI-FI AP 4X4 OD ext. antenna	Power: DC 54V
Test Mode: Transmit by 802.11g at Channel 2412MHz Ant 0 + 1 + 2 + 3	

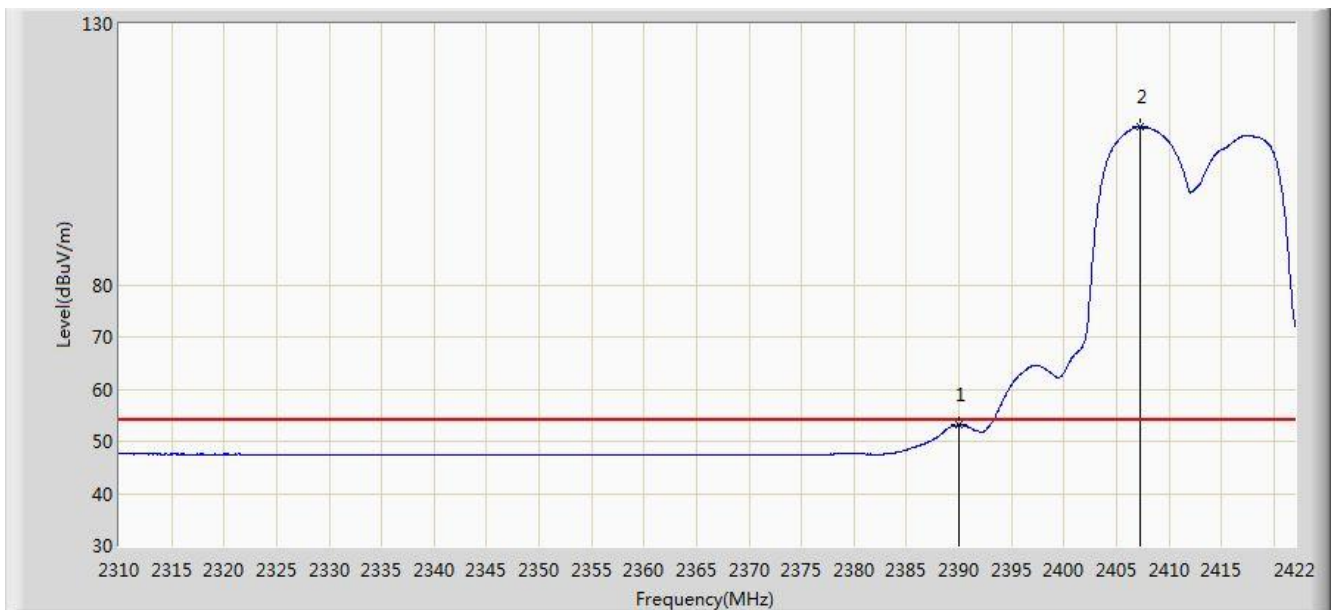


No	Flag	Mark	Frequency (MHz)	Measure Level (dBuV/m)	Reading Level (dBuV)	Margin (dB)	Limit (dBuV/m)	Factor (dB)	Type
1			2389.856	67.669	35.114	-6.331	74.000	32.555	PK
2			2390.000	66.793	34.239	-7.207	74.000	32.554	PK
3		*	2407.216	122.146	89.614	N/A	N/A	32.531	PK

Note: Measure Level (dBμV/m) = Reading Level (dBμV) + Factor (dB)

Factor (dB) = Cable Loss (dB) + Antenna Factor (dB/m)

Site: AC1	Time: 2016/08/14 - 15:19
Limit: FCC_Part15.209_RE(3m)	Engineer: Kevin Ke
Probe: BBHA9120D_1GHz_18GHz	Polarity: Horizontal
EUT: US WI-FI AP 4X4 OD ext. antenna	Power: DC 54V
Test Mode: Transmit by 802.11g at Channel 2412MHz Ant 0 + 1 + 2 + 3	

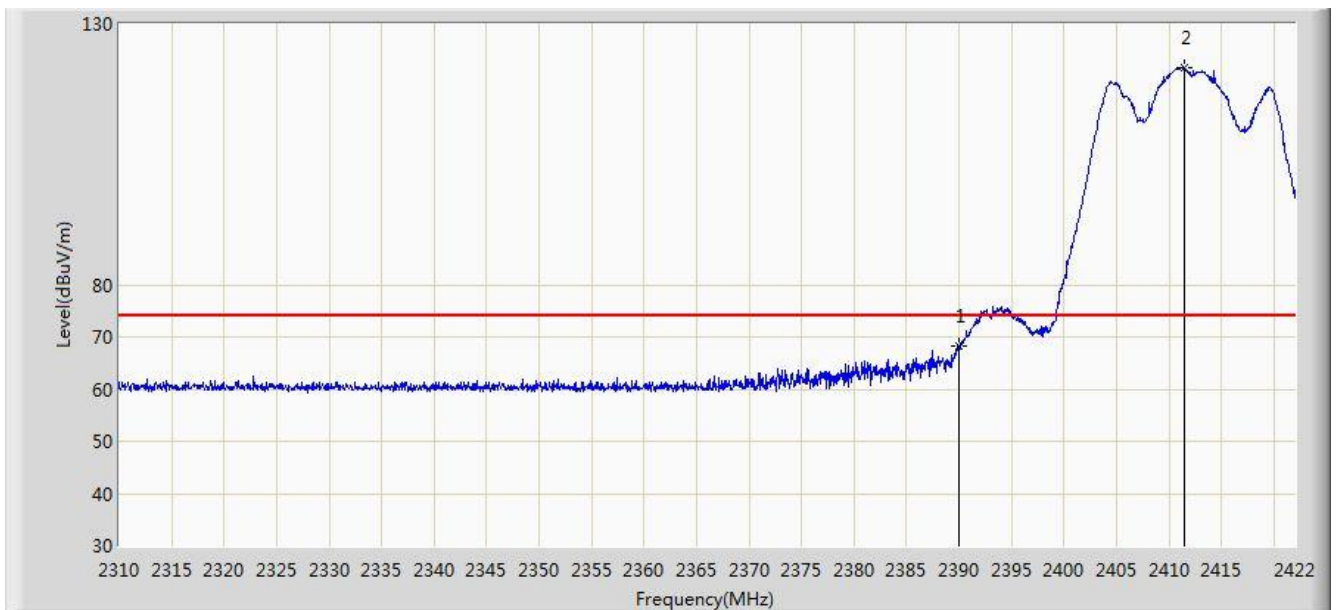


No	Flag	Mark	Frequency (MHz)	Measure Level (dBuV/m)	Reading Level (dBuV)	Margin (dB)	Limit (dBuV/m)	Factor (dB)	Type
1			2390.000	53.070	20.516	-0.930	54.000	32.554	AV
2		*	2407.328	110.219	77.687	N/A	N/A	32.532	AV

Note: Measure Level (dB μ V/m) = Reading Level (dB μ V) + Factor (dB)

Factor (dB) = Cable Loss (dB) + Antenna Factor (dB/m)

Site: AC1	Time: 2016/08/14 - 15:24
Limit: FCC_Part15.209_RE(3m)	Engineer: Kevin Ke
Probe: BBHA9120D_1GHz_18GHz	Polarity: Vertical
EUT: US WI-FI AP 4X4 OD ext. antenna	Power: DC 54V
Test Mode: Transmit by 802.11g at Channel 2412MHz Ant 0 + 1 + 2 + 3	

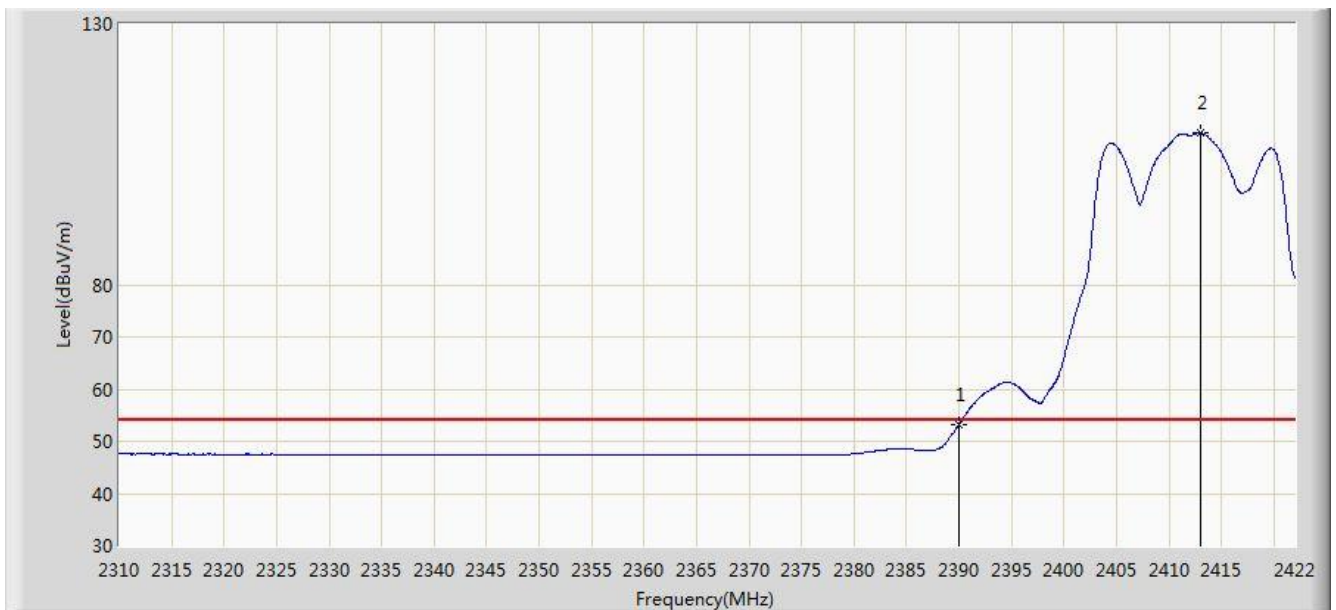


No	Flag	Mark	Frequency (MHz)	Measure Level (dBuV/m)	Reading Level (dBuV)	Margin (dB)	Limit (dBuV/m)	Factor (dB)	Type
1			2390.000	68.191	35.637	-5.809	74.000	32.554	PK
2		*	2411.528	121.467	88.941	N/A	N/A	32.526	PK

Note: Measure Level (dB μ V/m) = Reading Level (dB μ V) + Factor (dB)

Factor (dB) = Cable Loss (dB) + Antenna Factor (dB/m)

Site: AC1	Time: 2016/08/14 - 15:26
Limit: FCC_Part15.209_RE(3m)	Engineer: Kevin Ke
Probe: BBHA9120D_1GHz_18GHz	Polarity: Vertical
EUT: US WI-FI AP 4X4 OD ext. antenna	Power: DC 54V
Test Mode: Transmit by 802.11g at Channel 2412MHz Ant 0 + 1 + 2 + 3	

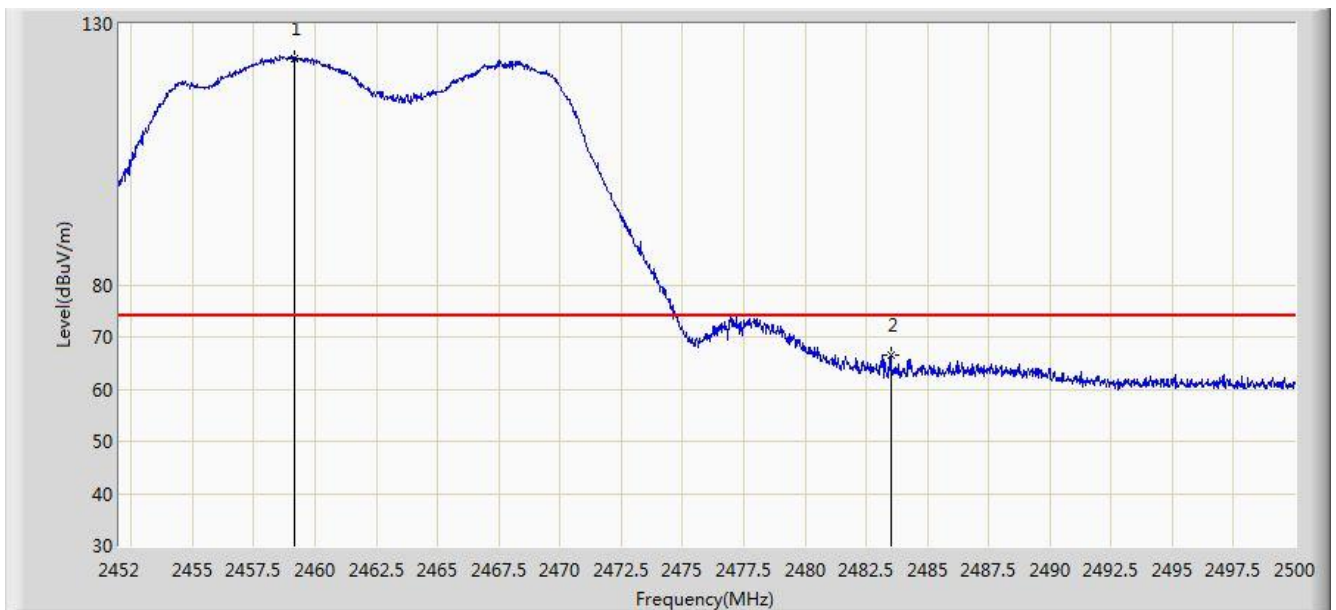


No	Flag	Mark	Frequency (MHz)	Measure Level (dBuV/m)	Reading Level (dBuV)	Margin (dB)	Limit (dBuV/m)	Factor (dB)	Type
1			2390.000	53.281	20.727	-0.719	54.000	32.554	AV
2		*	2413.040	109.140	76.616	N/A	N/A	32.524	AV

Note: Measure Level (dB μ V/m) = Reading Level (dB μ V) + Factor (dB)

Factor (dB) = Cable Loss (dB) + Antenna Factor (dB/m)

Site: AC1	Time: 2016/08/14 - 15:38
Limit: FCC_Part15.209_RE(3m)	Engineer: Kevin Ke
Probe: BBHA9120D_1GHz_18GHz	Polarity: Horizontal
EUT: US WI-FI AP 4X4 OD ext. antenna	Power: DC 54V
Test Mode: Transmit by 802.11g at Channel 2462MHz Ant 0 + 1 + 2 + 3	



No	Flag	Mark	Frequency (MHz)	Measure Level (dBuV/m)	Reading Level (dBuV)	Margin (dB)	Limit (dBuV/m)	Factor (dB)	Type
1		*	2459.176	123.338	90.827	N/A	N/A	32.511	PK
2			2483.500	66.434	33.853	-7.566	74.000	32.580	PK

Note: Measure Level (dB μ V/m) = Reading Level (dB μ V) + Factor (dB)

Factor (dB) = Cable Loss (dB) + Antenna Factor (dB/m)

Site: AC1	Time: 2016/08/14 - 15:36
Limit: FCC_Part15.209_RE(3m)	Engineer: Kevin Ke
Probe: BBHA9120D_1GHz_18GHz	Polarity: Horizontal
EUT: US WI-FI AP 4X4 OD ext. antenna	Power: DC 54V
Test Mode: Transmit by 802.11g at Channel 2462MHz Ant 0 + 1 + 2 + 3	

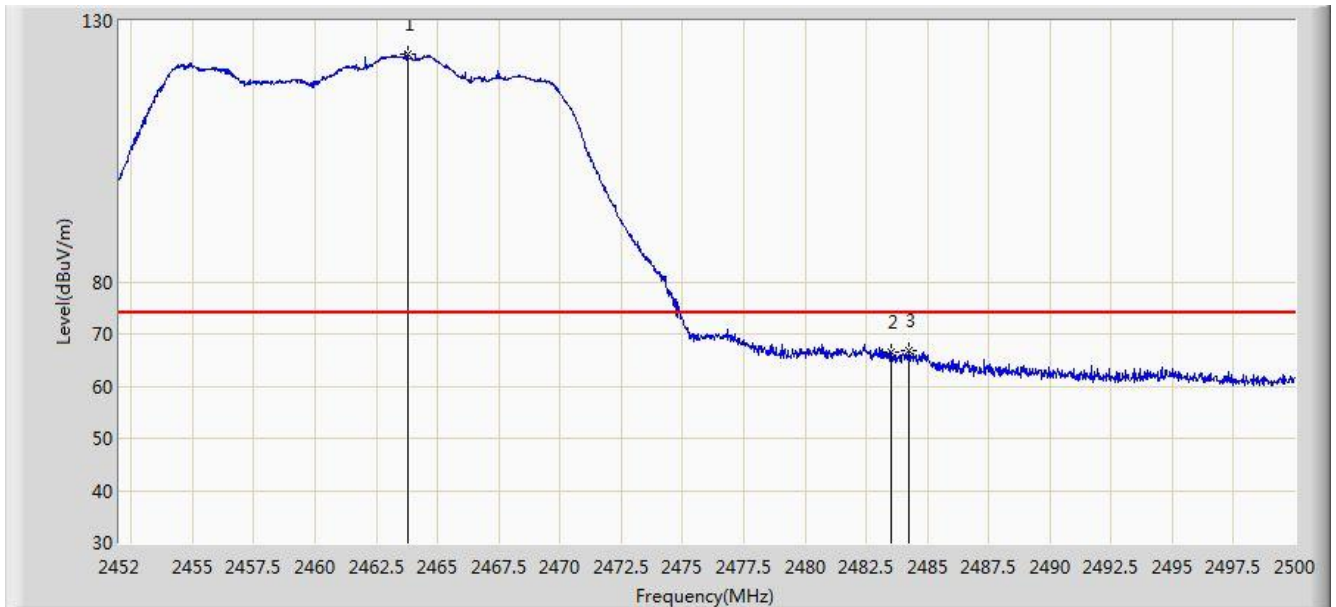


No	Flag	Mark	Frequency (MHz)	Measure Level (dBuV/m)	Reading Level (dBuV)	Margin (dB)	Limit (dBuV/m)	Factor (dB)	Type
1		*	2459.008	111.214	78.703	N/A	N/A	32.511	AV
2			2483.500	50.877	18.296	-3.123	54.000	32.580	AV
3			2487.664	51.427	18.834	-2.573	54.000	32.593	AV

Note: Measure Level (dBμV/m) = Reading Level (dBμV) + Factor (dB)

Factor (dB) = Cable Loss (dB) + Antenna Factor (dB/m)

Site: AC1	Time: 2016/08/14 - 15:39
Limit: FCC_Part15.209_RE(3m)	Engineer: Kevin Ke
Probe: BBHA9120D_1GHz_18GHz	Polarity: Vertical
EUT: US WI-FI AP 4X4 OD ext. antenna	Power: DC 54V
Test Mode: Transmit by 802.11g at Channel 2462MHz Ant 0 + 1 + 2 + 3	

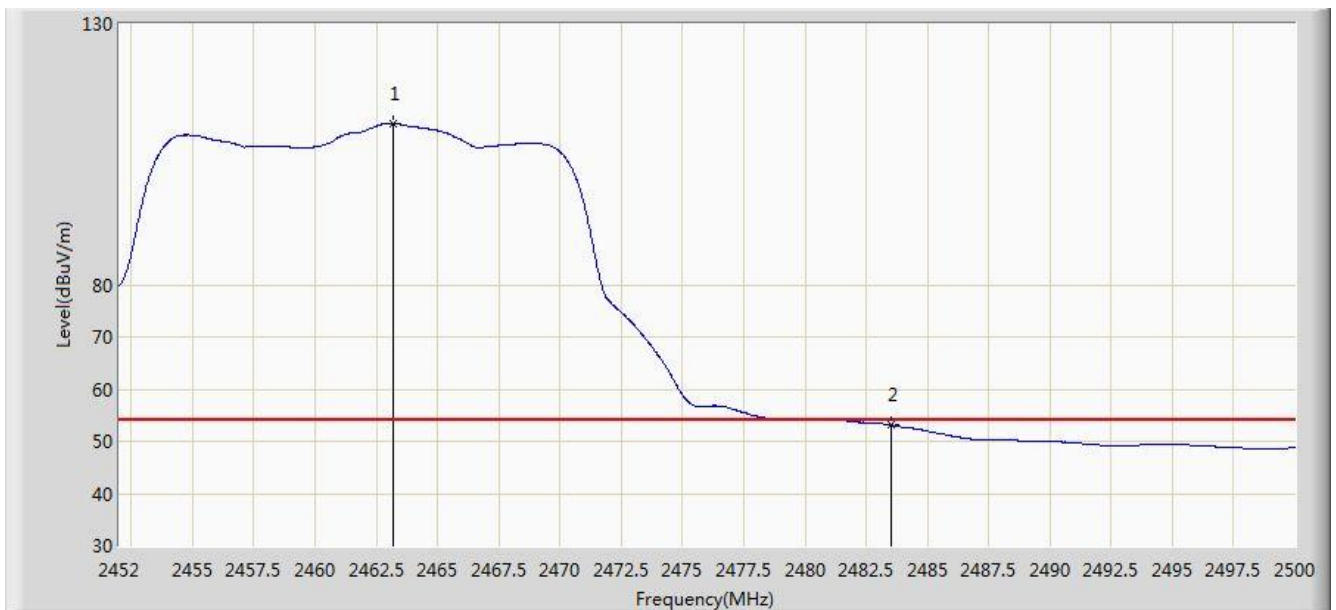


No	Flag	Mark	Frequency (MHz)	Measure Level (dBuV/m)	Reading Level (dBuV)	Margin (dB)	Limit (dBuV/m)	Factor (dB)	Type
1		*	2463.784	123.669	91.147	N/A	N/A	32.521	PK
2			2483.500	66.535	33.954	-7.465	74.000	32.580	PK
3			2484.256	66.744	34.161	-7.256	74.000	32.583	PK

Note: Measure Level (dB μ V/m) = Reading Level (dB μ V) + Factor (dB)

Factor (dB) = Cable Loss (dB) + Antenna Factor (dB/m)

Site: AC1	Time: 2016/08/14 - 15:41
Limit: FCC_Part15.209_RE(3m)	Engineer: Kevin Ke
Probe: BBHA9120D_1GHz_18GHz	Polarity: Vertical
EUT: US WI-FI AP 4X4 OD ext. antenna	Power: DC 54V
Test Mode: Transmit by 802.11g at Channel 2462MHz Ant 0 + 1 + 2 + 3	

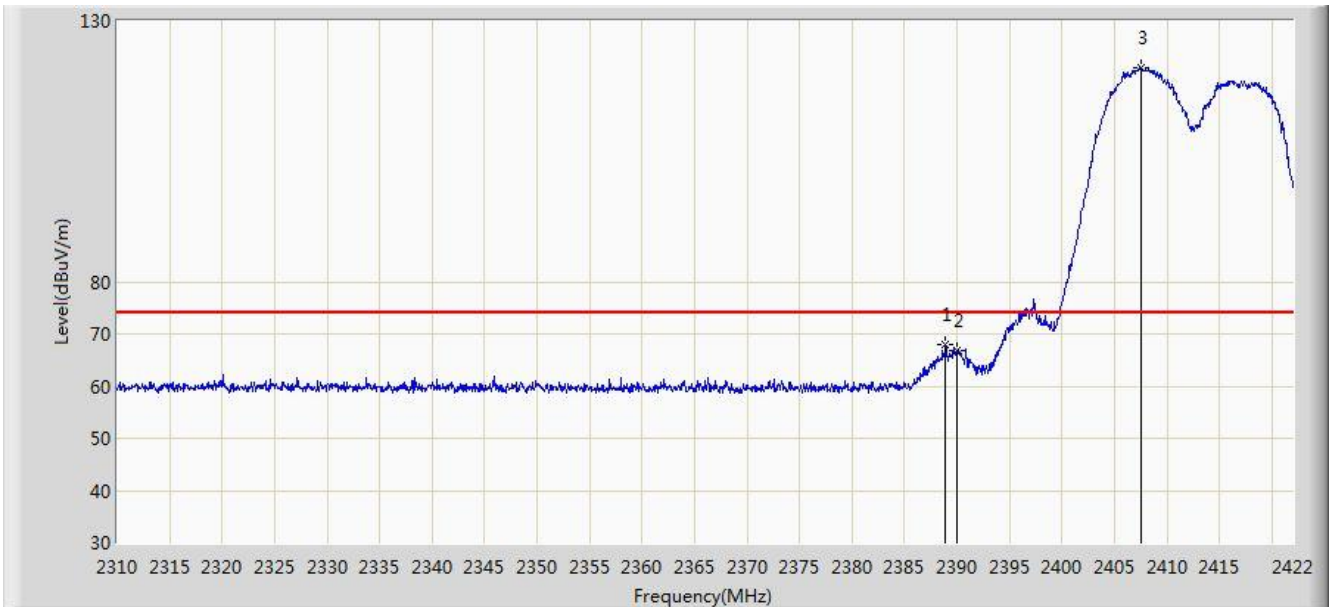


No	Flag	Mark	Frequency (MHz)	Measure Level (dBuV/m)	Reading Level (dBuV)	Margin (dB)	Limit (dBuV/m)	Factor (dB)	Type
1		*	2463.184	110.911	78.391	N/A	N/A	32.520	AV
2			2483.500	53.122	20.541	-0.878	54.000	32.580	AV

Note: Measure Level (dBμV/m) = Reading Level (dBμV) + Factor (dB)

Factor (dB) = Cable Loss (dB) + Antenna Factor (dB/m)

Site: AC1	Time: 2016/08/14 - 15:54
Limit: FCC_Part15.209_RE(3m)	Engineer: Kevin Ke
Probe: BBHA9120D_1GHz_18GHz	Polarity: Horizontal
EUT: US WI-FI AP 4X4 OD ext. antenna	Power: DC 54V
Test Mode: Transmit by 802.11n-HT20 at Channel 2412MHz Ant 0 + 1 + 2 + 3	

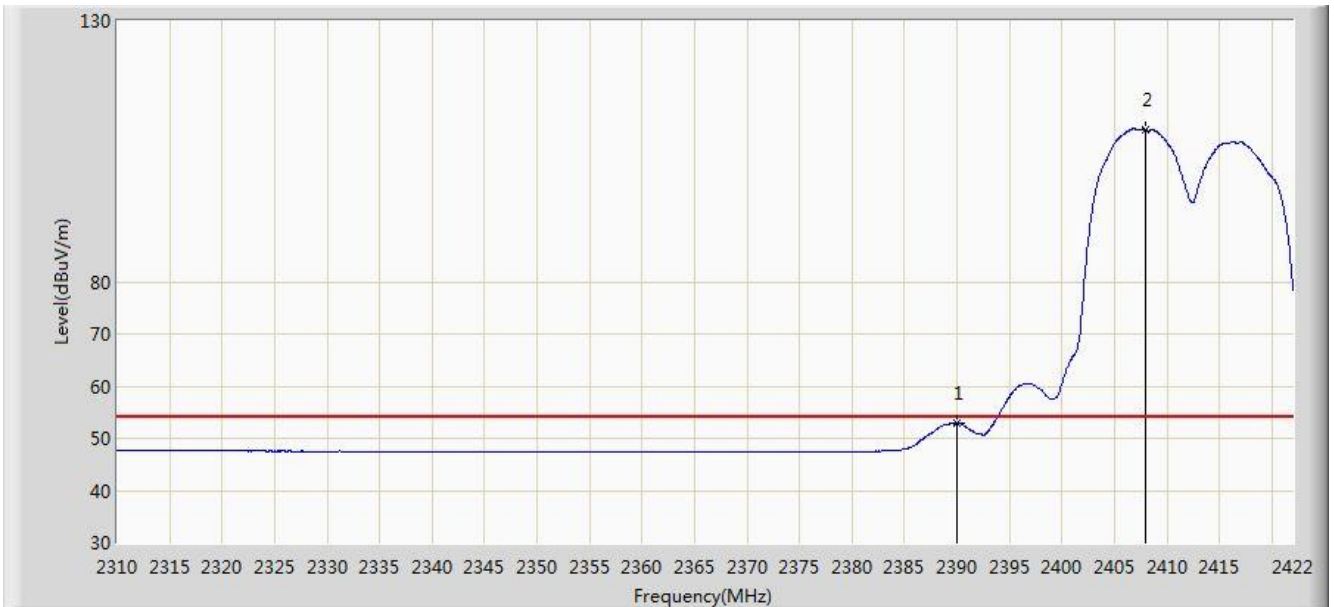


No	Flag	Mark	Frequency (MHz)	Measure Level (dBuV/m)	Reading Level (dBuV)	Margin (dB)	Limit (dBuV/m)	Factor (dB)	Type
1			2388.904	68.024	35.468	-5.976	74.000	32.556	PK
2			2390.000	66.717	34.163	-7.283	74.000	32.554	PK
3		*	2407.552	121.071	88.540	N/A	N/A	32.532	PK

Note: Measure Level (dBμV/m) = Reading Level (dBμV) + Factor (dB)

Factor (dB) = Cable Loss (dB) + Antenna Factor (dB/m)

Site: AC1	Time: 2016/08/14 - 15:46
Limit: FCC_Part15.209_RE(3m)	Engineer: Kevin Ke
Probe: BBHA9120D_1GHz_18GHz	Polarity: Horizontal
EUT: US WI-FI AP 4X4 OD ext. antenna	Power: DC 54V
Test Mode: Transmit by 802.11n-HT20 at Channel 2412MHz Ant 0 + 1 + 2 + 3	

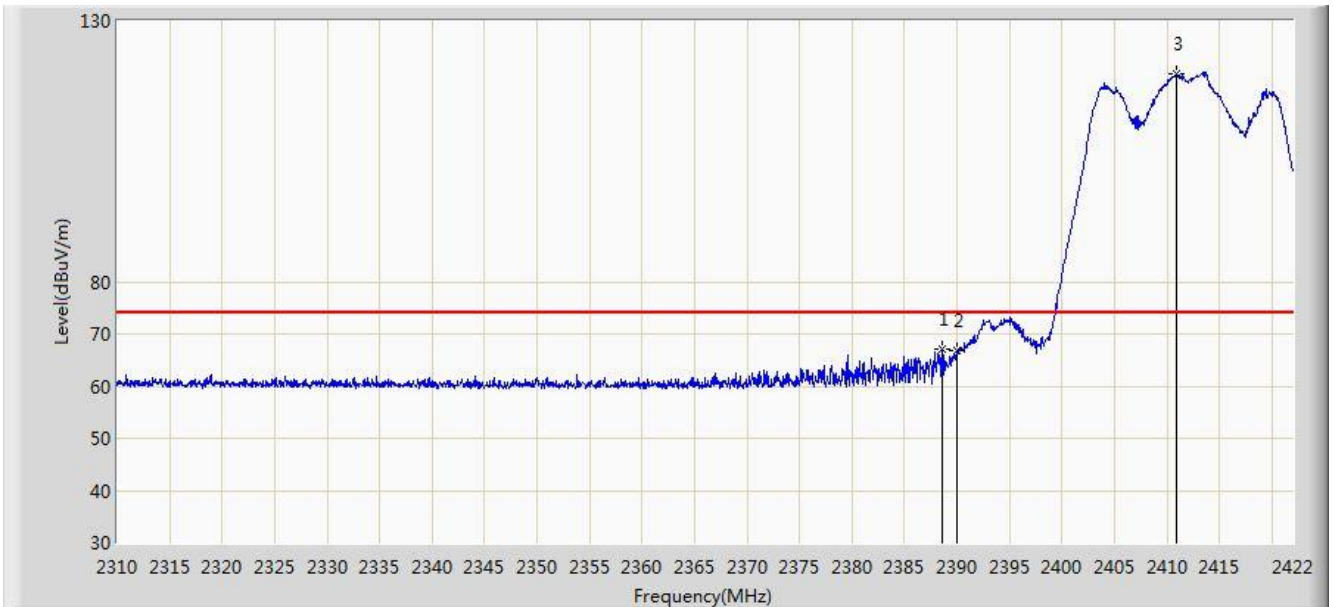


No	Flag	Mark	Frequency (MHz)	Measure Level (dBuV/m)	Reading Level (dBuV)	Margin (dB)	Limit (dBuV/m)	Factor (dB)	Type
1			2390.000	52.808	20.254	-1.192	54.000	32.554	AV
2		*	2408.000	109.123	76.592	N/A	N/A	32.530	AV

Note: Measure Level (dBμV/m) = Reading Level (dBμV) + Factor (dB)

Factor (dB) = Cable Loss (dB) + Antenna Factor (dB/m)

Site: AC1	Time: 2016/08/14 - 15:55
Limit: FCC_Part15.209_RE(3m)	Engineer: Kevin Ke
Probe: BBHA9120D_1GHz_18GHz	Polarity: Vertical
EUT: US WI-FI AP 4X4 OD ext. antenna	Power: DC 54V
Test Mode: Transmit by 802.11n-HT20 at Channel 2412MHz Ant 0 + 1 + 2 + 3	

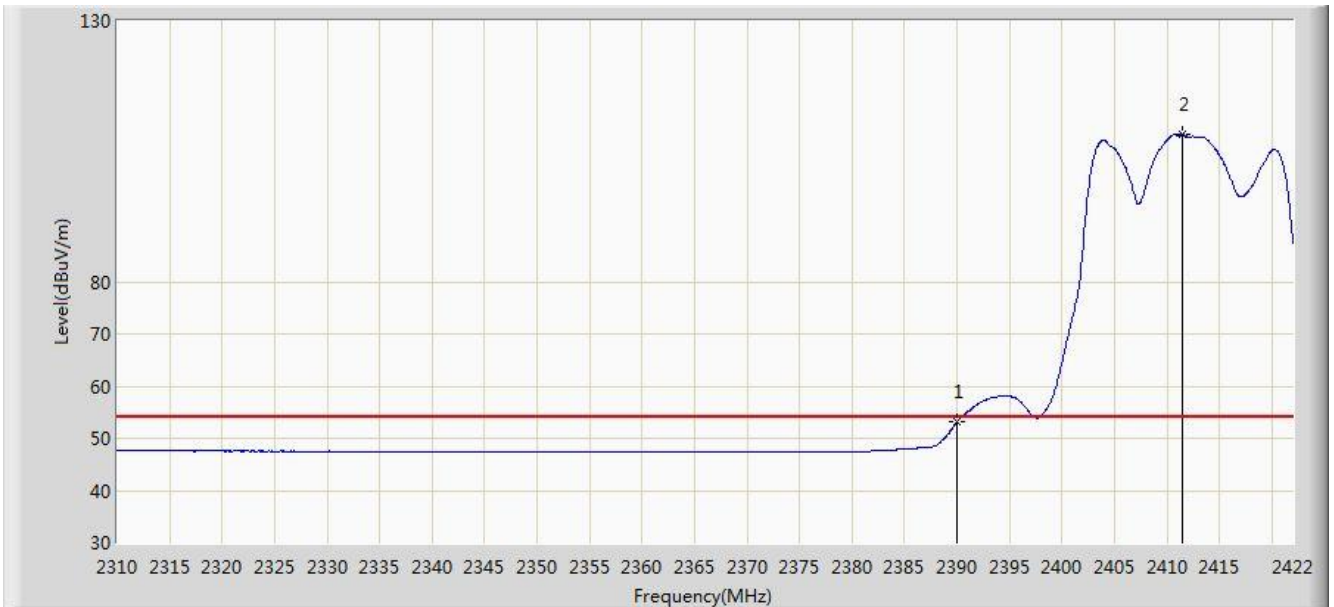


No	Flag	Mark	Frequency (MHz)	Measure Level (dBuV/m)	Reading Level (dBuV)	Margin (dB)	Limit (dBuV/m)	Factor (dB)	Type
1			2388.624	67.136	34.580	-6.864	74.000	32.556	PK
2			2390.000	66.797	34.243	-7.203	74.000	32.554	PK
3		*	2410.912	119.958	87.431	N/A	N/A	32.527	PK

Note: Measure Level (dBμV/m) = Reading Level (dBμV) + Factor (dB)

Factor (dB) = Cable Loss (dB) + Antenna Factor (dB/m)

Site: AC1	Time: 2016/08/14 - 15:57
Limit: FCC_Part15.209_RE(3m)	Engineer: Kevin Ke
Probe: BBHA9120D_1GHz_18GHz	Polarity: Vertical
EUT: US WI-FI AP 4X4 OD ext. antenna	Power: DC 54V
Test Mode: Transmit by 802.11n-HT20 at Channel 2412MHz Ant 0 + 1 + 2 + 3	

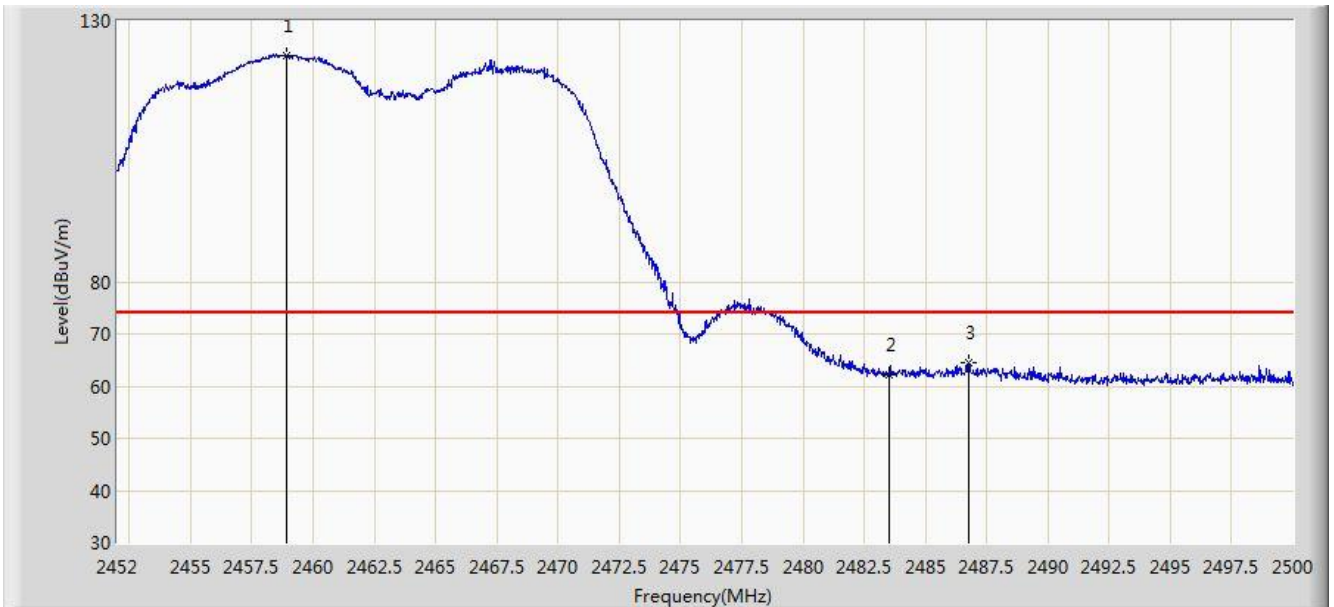


No	Flag	Mark	Frequency (MHz)	Measure Level (dBuV/m)	Reading Level (dBuV)	Margin (dB)	Limit (dBuV/m)	Factor (dB)	Type
1			2390.000	53.178	20.624	-0.822	54.000	32.554	AV
2		*	2411.472	108.289	75.763	N/A	N/A	32.526	AV

Note: Measure Level (dBμV/m) = Reading Level (dBμV) + Factor (dB)

Factor (dB) = Cable Loss (dB) + Antenna Factor (dB/m)

Site: AC1	Time: 2016/08/14 - 16:09
Limit: FCC_Part15.209_RE(3m)	Engineer: Kevin Ke
Probe: BBHA9120D_1GHz_18GHz	Polarity: Horizontal
EUT: US WI-FI AP 4X4 OD ext. antenna	Power: DC 54V
Test Mode: Transmit by 802.11n-HT20 at Channel 2462MHz Ant 0 + 1 + 2 + 3	

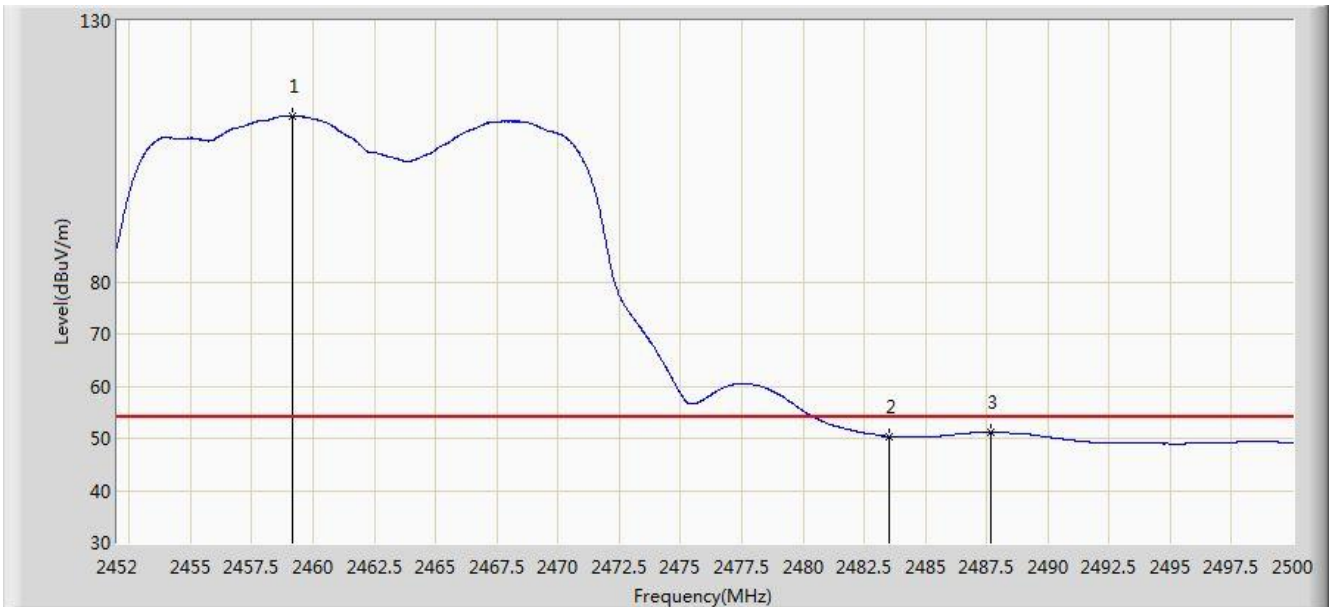


No	Flag	Mark	Frequency (MHz)	Measure Level (dBuV/m)	Reading Level (dBuV)	Margin (dB)	Limit (dBuV/m)	Factor (dB)	Type
1		*	2458.912	123.392	90.881	N/A	N/A	32.511	PK
2			2483.500	62.189	29.608	-11.811	74.000	32.580	PK
3			2486.752	64.373	31.783	-9.627	74.000	32.590	PK

Note: Measure Level (dBμV/m) = Reading Level (dBμV) + Factor (dB)

Factor (dB) = Cable Loss (dB) + Antenna Factor (dB/m)

Site: AC1	Time: 2016/08/14 - 16:04
Limit: FCC_Part15.209_RE(3m)	Engineer: Kevin Ke
Probe: BBHA9120D_1GHz_18GHz	Polarity: Horizontal
EUT: US WI-FI AP 4X4 OD ext. antenna	Power: DC 54V
Test Mode: Transmit by 802.11n-HT20 at Channel 2462MHz Ant 0 + 1 + 2 + 3	

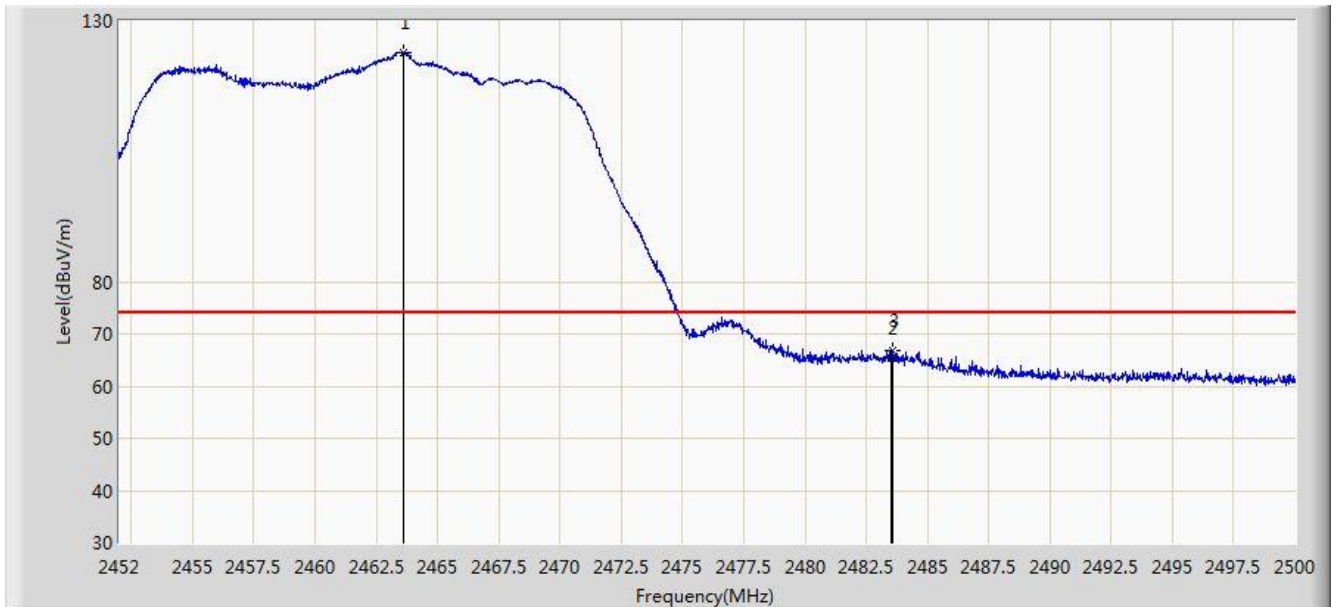


No	Flag	Mark	Frequency (MHz)	Measure Level (dBuV/m)	Reading Level (dBuV)	Margin (dB)	Limit (dBuV/m)	Factor (dB)	Type
1		*	2459.176	111.874	79.363	N/A	N/A	32.511	AV
2			2483.500	50.329	17.748	-3.671	54.000	32.580	AV
3			2487.664	51.128	18.535	-2.872	54.000	32.593	AV

Note: Measure Level (dBμV/m) = Reading Level (dBμV) + Factor (dB)

Factor (dB) = Cable Loss (dB) + Antenna Factor (dB/m)

Site: AC1	Time: 2016/08/14 - 16:11
Limit: FCC_Part15.209_RE(3m)	Engineer: Kevin Ke
Probe: BBHA9120D_1GHz_18GHz	Polarity: Vertical
EUT: US WI-FI AP 4X4 OD ext. antenna	Power: DC 54V
Test Mode: Transmit by 802.11n-HT20 at Channel 2462MHz Ant 0 + 1 + 2 + 3	

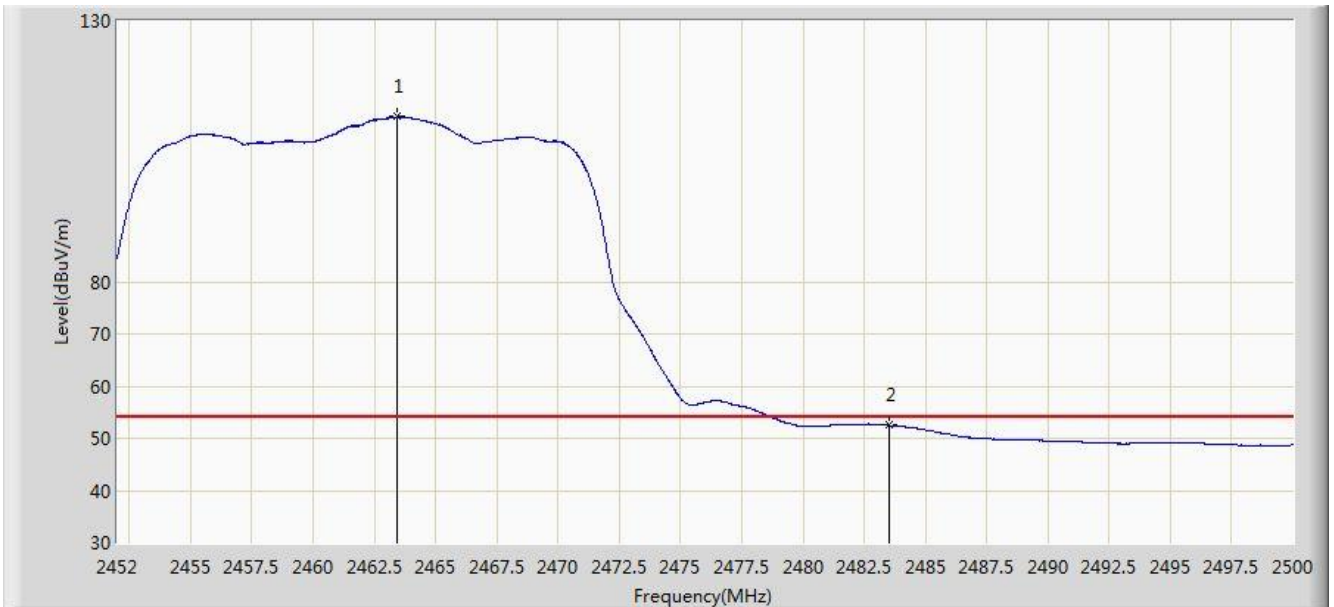


No	Flag	Mark	Frequency (MHz)	Measure Level (dBuV/m)	Reading Level (dBuV)	Margin (dB)	Limit (dBuV/m)	Factor (dB)	Type
1		*	2463.616	124.001	91.480	N/A	N/A	32.521	PK
2			2483.500	65.250	32.669	-8.750	74.000	32.580	PK
3			2483.560	66.919	34.338	-7.081	74.000	32.580	PK

Note: Measure Level (dB μ V/m) = Reading Level (dB μ V) + Factor (dB)

Factor (dB) = Cable Loss (dB) + Antenna Factor (dB/m)

Site: AC1	Time: 2016/08/14 - 16:13
Limit: FCC_Part15.209_RE(3m)	Engineer: Kevin Ke
Probe: BBHA9120D_1GHz_18GHz	Polarity: Vertical
EUT: US WI-FI AP 4X4 OD ext. antenna	Power: DC 54V
Test Mode: Transmit by 802.11n-HT20 at Channel 2462MHz Ant 0 + 1 + 2 + 3	

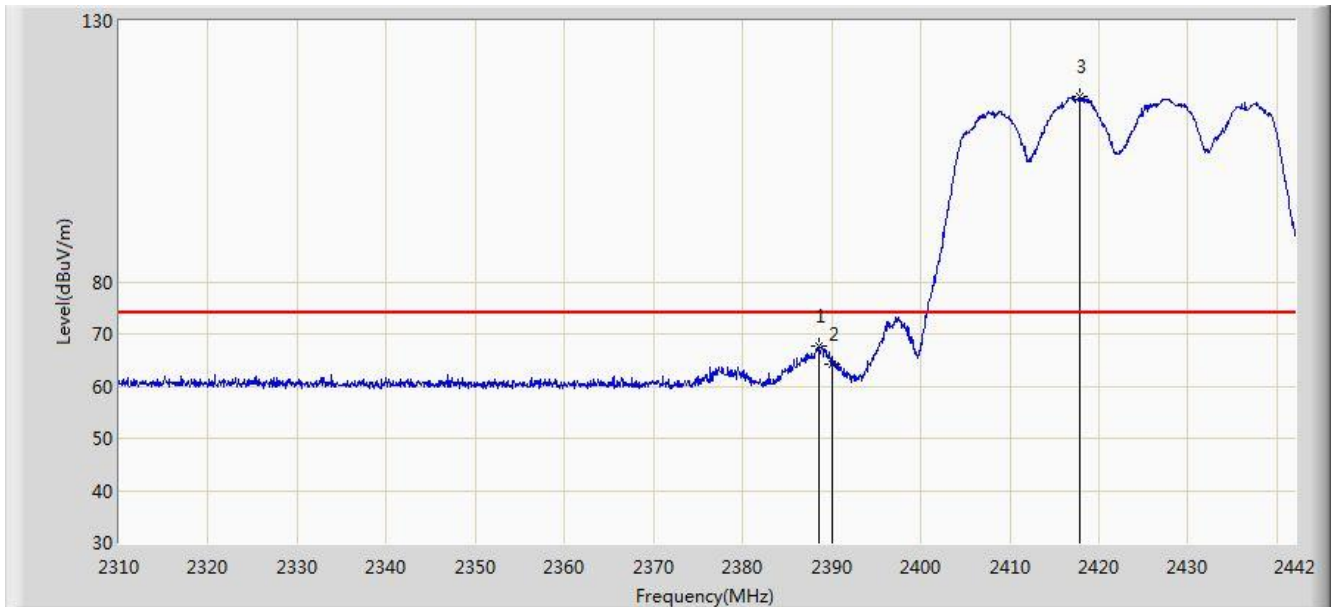


No	Flag	Mark	Frequency (MHz)	Measure Level (dBuV/m)	Reading Level (dBuV)	Margin (dB)	Limit (dBuV/m)	Factor (dB)	Type
1		*	2463.400	111.602	79.082	N/A	N/A	32.520	AV
2			2483.500	52.482	19.901	-1.518	54.000	32.580	AV

Note: Measure Level (dBμV/m) = Reading Level (dBμV) + Factor (dB)

Factor (dB) = Cable Loss (dB) + Antenna Factor (dB/m)

Site: AC1	Time: 2016/08/14 - 16:24
Limit: FCC_Part15.209_RE(3m)	Engineer: Kevin Ke
Probe: BBHA9120D_1GHz_18GHz	Polarity: Horizontal
EUT: US WI-FI AP 4X4 OD ext. antenna	Power: DC 54V
Test Mode: Transmit by 802.11n-HT40 at Channel 2422MHz Ant 0 + 1 + 2 + 3	

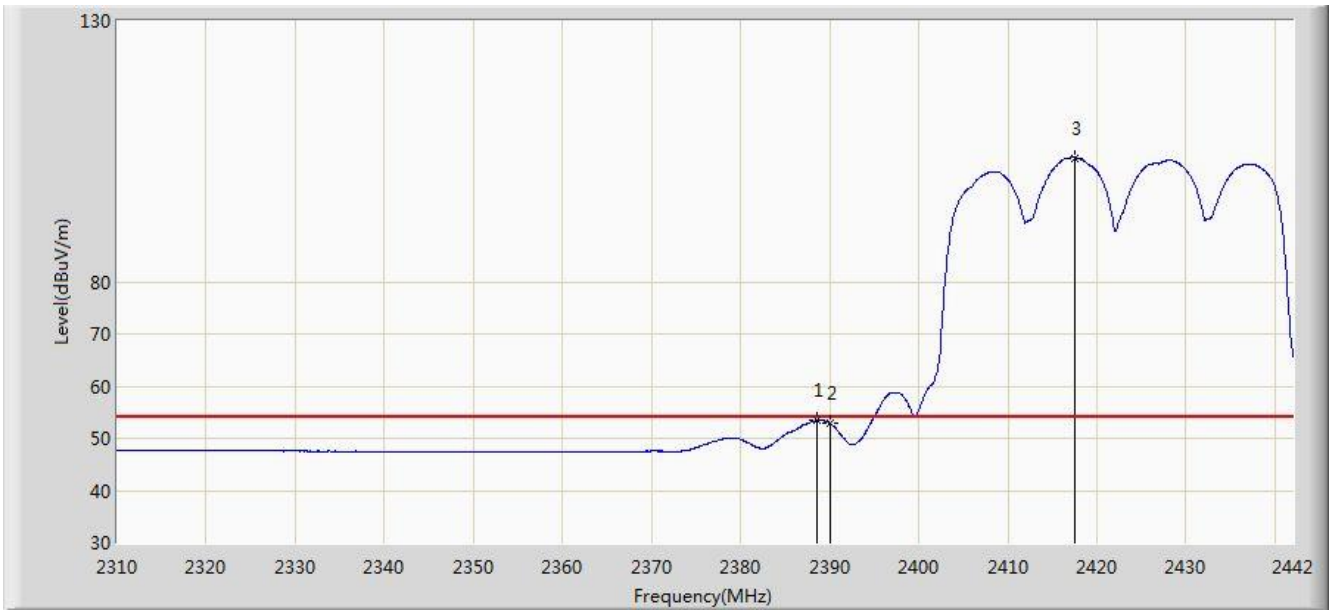


No	Flag	Mark	Frequency (MHz)	Measure Level (dBuV/m)	Reading Level (dBuV)	Margin (dB)	Limit (dBuV/m)	Factor (dB)	Type
1			2388.540	67.712	35.156	-6.288	74.000	32.556	PK
2			2390.000	64.090	31.536	-9.910	74.000	32.554	PK
3		*	2417.778	115.503	82.984	N/A	N/A	32.519	PK

Note: Measure Level (dB μ V/m) = Reading Level (dB μ V) + Factor (dB)

Factor (dB) = Cable Loss (dB) + Antenna Factor (dB/m)

Site: AC1	Time: 2016/08/14 - 16:20
Limit: FCC_Part15.209_RE(3m)	Engineer: Kevin Ke
Probe: BBHA9120D_1GHz_18GHz	Polarity: Horizontal
EUT: US WI-FI AP 4X4 OD ext. antenna	Power: DC 54V
Test Mode: Transmit by 802.11n-HT40 at Channel 2422MHz Ant 0 + 1 + 2 + 3	

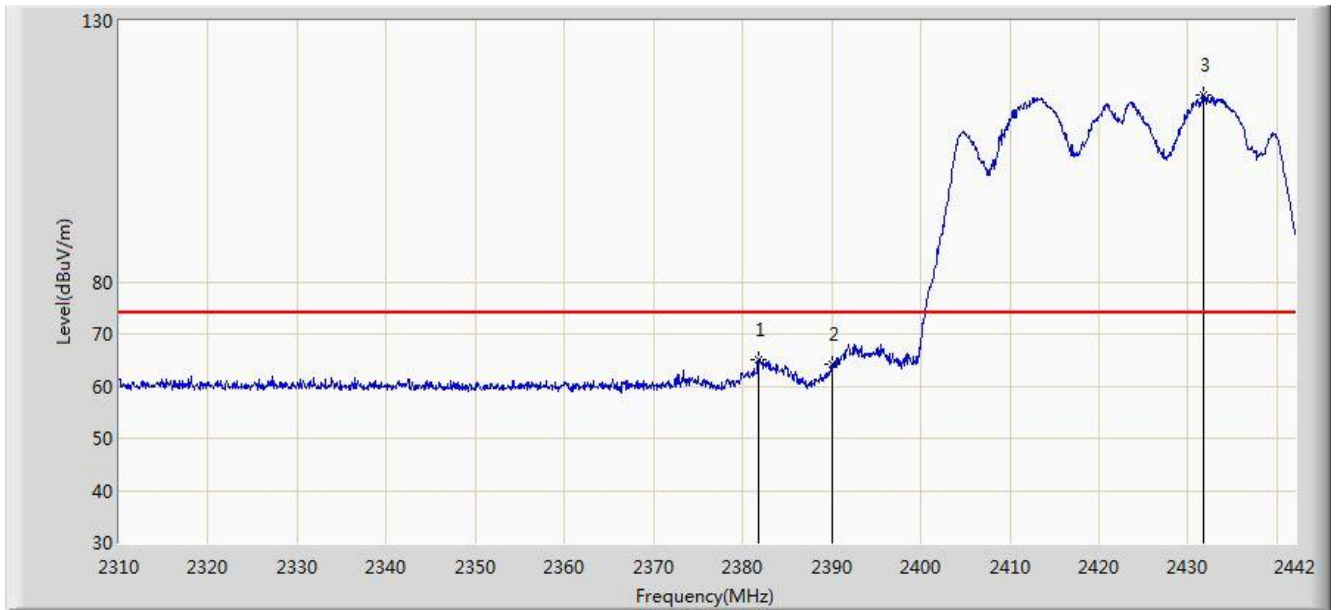


No	Flag	Mark	Frequency (MHz)	Measure Level (dBuV/m)	Reading Level (dBuV)	Margin (dB)	Limit (dBuV/m)	Factor (dB)	Type
1			2388.540	53.490	20.934	-0.510	54.000	32.556	AV
2			2390.000	52.856	20.302	-1.144	54.000	32.554	AV
3		*	2417.514	103.765	71.246	N/A	N/A	32.519	AV

Note: Measure Level (dBμV/m) = Reading Level (dBμV) + Factor (dB)

Factor (dB) = Cable Loss (dB) + Antenna Factor (dB/m)

Site: AC1	Time: 2016/08/14 - 16:33
Limit: FCC_Part15.209_RE(3m)	Engineer: Kevin Ke
Probe: BBHA9120D_1GHz_18GHz	Polarity: Vertical
EUT: US WI-FI AP 4X4 OD ext. antenna	Power: DC 54V
Test Mode: Transmit by 802.11n-HT40 at Channel 2422MHz Ant 0 + 1 + 2 + 3	

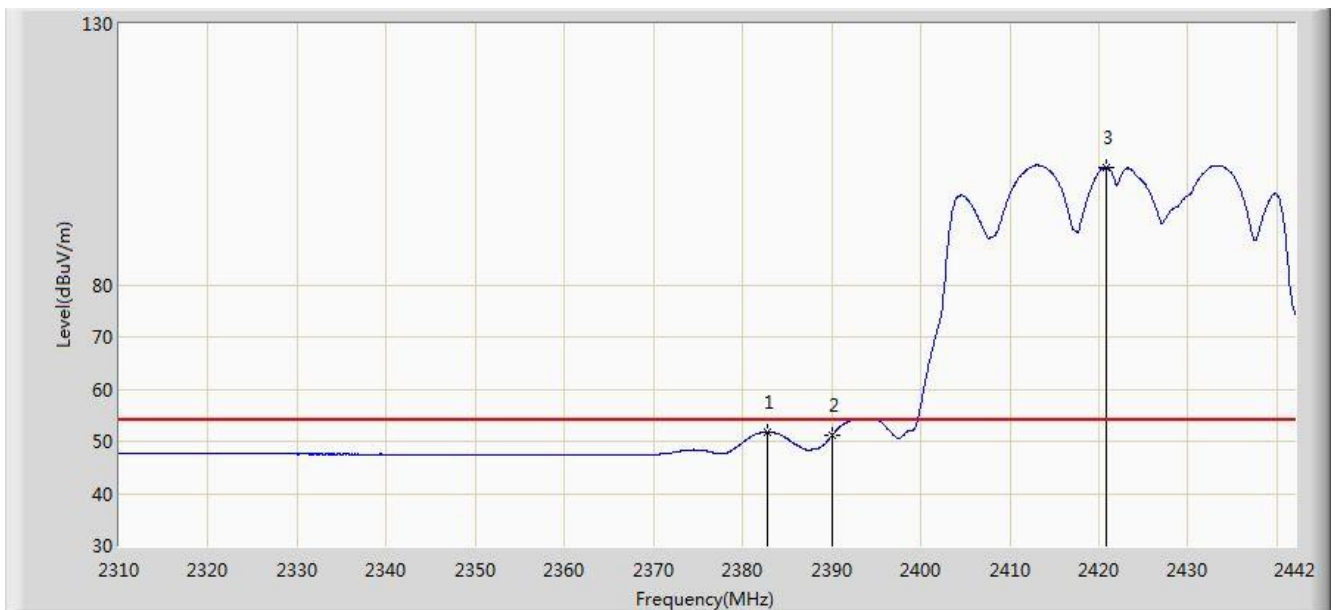


No	Flag	Mark	Frequency (MHz)	Measure Level (dBuV/m)	Reading Level (dBuV)	Margin (dB)	Limit (dBuV/m)	Factor (dB)	Type
1			2381.742	65.049	32.483	-8.951	74.000	32.566	PK
2			2390.000	64.087	31.533	-9.913	74.000	32.554	PK
3		*	2431.770	115.683	83.181	N/A	N/A	32.502	PK

Note: Measure Level (dBμV/m) = Reading Level (dBμV) + Factor (dB)

Factor (dB) = Cable Loss (dB) + Antenna Factor (dB/m)

Site: AC1	Time: 2016/08/14 - 16:35
Limit: FCC_Part15.209_RE(3m)	Engineer: Kevin Ke
Probe: BBHA9120D_1GHz_18GHz	Polarity: Vertical
EUT: US WI-FI AP 4X4 OD ext. antenna	Power: DC 54V
Test Mode: Transmit by 802.11n-HT40 at Channel 2422MHz Ant 0 + 1 + 2 + 3	

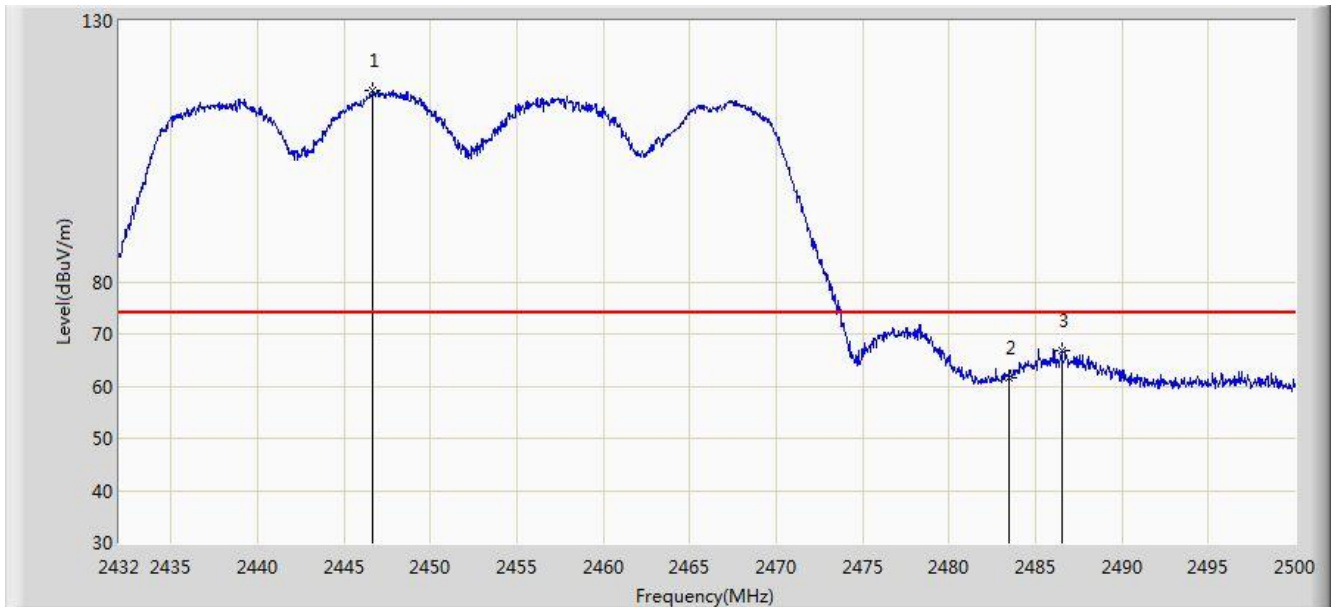


No	Flag	Mark	Frequency (MHz)	Measure Level (dBuV/m)	Reading Level (dBuV)	Margin (dB)	Limit (dBuV/m)	Factor (dB)	Type
1			2382.798	51.787	19.223	-2.213	54.000	32.564	AV
2			2390.000	51.063	18.509	-2.937	54.000	32.554	AV
3		*	2420.814	102.599	70.084	N/A	N/A	32.515	AV

Note: Measure Level (dBμV/m) = Reading Level (dBμV) + Factor (dB)

Factor (dB) = Cable Loss (dB) + Antenna Factor (dB/m)

Site: AC1	Time: 2016/08/14 - 16:57
Limit: FCC_Part15.209_RE(3m)	Engineer: Kevin Ke
Probe: BBHA9120D_1GHz_18GHz	Polarity: Horizontal
EUT: US WI-FI AP 4X4 OD ext. antenna	Power: DC 54V
Test Mode: Transmit by 802.11n-HT40 at Channel 2452MHz Ant 0 + 1 + 2 + 3	

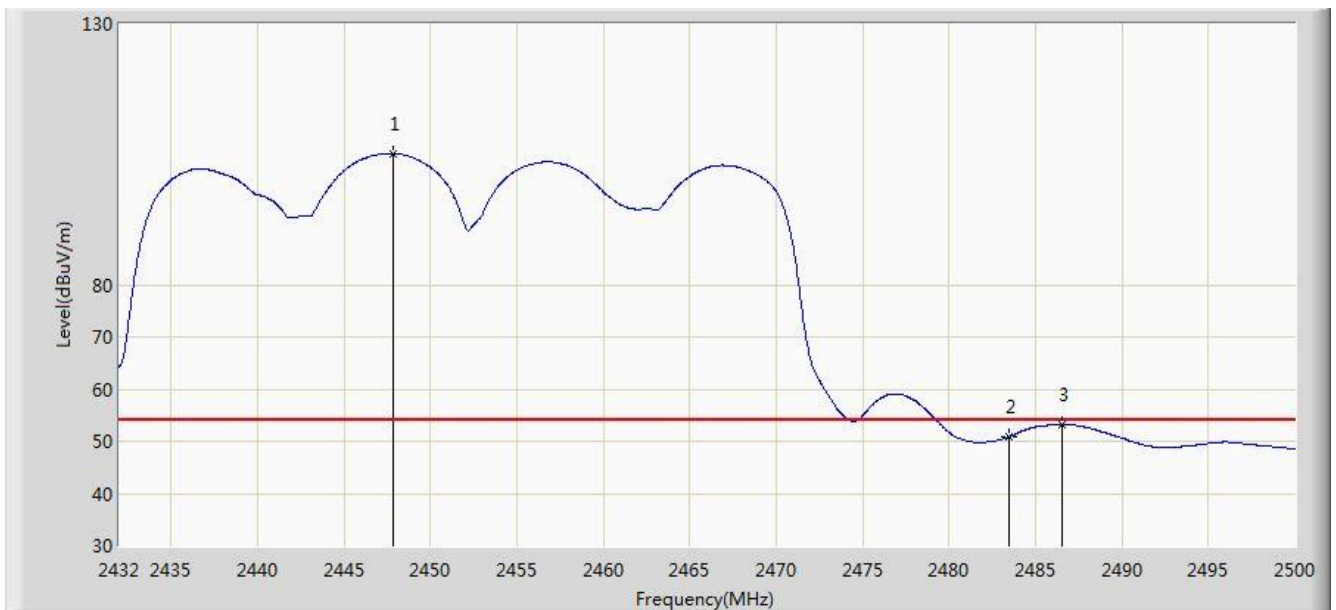


No	Flag	Mark	Frequency (MHz)	Measure Level (dBuV/m)	Reading Level (dBuV)	Margin (dB)	Limit (dBuV/m)	Factor (dB)	Type
1		*	2446.688	116.558	84.069	N/A	N/A	32.489	PK
2			2483.500	61.570	28.989	-12.430	74.000	32.580	PK
3			2486.536	66.835	34.245	-7.165	74.000	32.590	PK

Note: Measure Level (dB μ V/m) = Reading Level (dB μ V) + Factor (dB)

Factor (dB) = Cable Loss (dB) + Antenna Factor (dB/m)

Site: AC1	Time: 2016/08/14 - 16:56
Limit: FCC_Part15.209_RE(3m)	Engineer: Kevin Ke
Probe: BBHA9120D_1GHz_18GHz	Polarity: Horizontal
EUT: US WI-FI AP 4X4 OD ext. antenna	Power: DC 54V
Test Mode: Transmit by 802.11n-HT40 at Channel 2452MHz Ant 0 + 1 + 2 + 3	

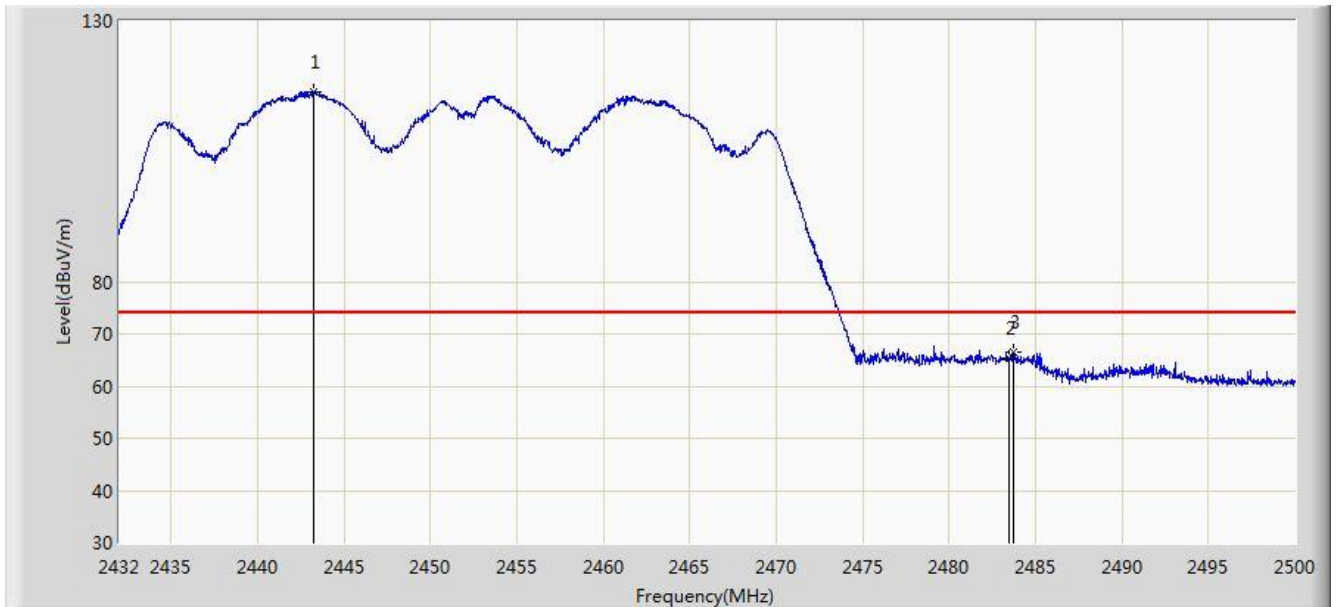


No	Flag	Mark	Frequency (MHz)	Measure Level (dBuV/m)	Reading Level (dBuV)	Margin (dB)	Limit (dBuV/m)	Factor (dB)	Type
1		*	2447.844	105.099	72.608	N/A	N/A	32.492	AV
2			2483.500	50.912	18.331	-3.088	54.000	32.580	AV
3			2486.536	53.260	20.670	-0.740	54.000	32.590	AV

Note: Measure Level (dBuV/m) = Reading Level (dBuV) + Factor (dB)

Factor (dB) = Cable Loss (dB) + Antenna Factor (dB/m)

Site: AC1	Time: 2016/08/14 - 16:58
Limit: FCC_Part15.209_RE(3m)	Engineer: Kevin Ke
Probe: BBHA9120D_1GHz_18GHz	Polarity: Vertical
EUT: US WI-FI AP 4X4 OD ext. antenna	Power: DC 54V
Test Mode: Transmit by 802.11n-HT40 at Channel 2452MHz Ant 0 + 1 + 2 + 3	

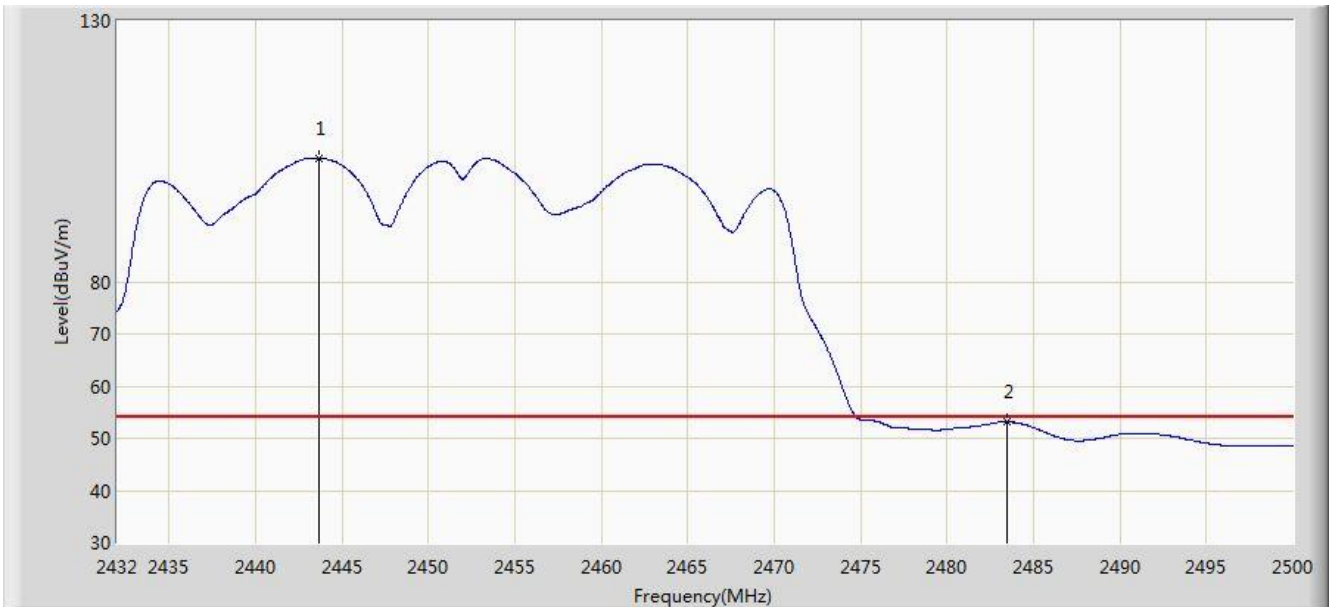


No	Flag	Mark	Frequency (MHz)	Measure Level (dBuV/m)	Reading Level (dBuV)	Margin (dB)	Limit (dBuV/m)	Factor (dB)	Type
1		*	2443.288	116.496	84.008	N/A	N/A	32.488	PK
2			2483.500	65.222	32.641	-8.778	74.000	32.580	PK
3			2483.748	66.461	33.880	-7.539	74.000	32.582	PK

Note: Measure Level (dB μ V/m) = Reading Level (dB μ V) + Factor (dB)

Factor (dB) = Cable Loss (dB) + Antenna Factor (dB/m)

Site: AC1	Time: 2016/08/14 - 17:00
Limit: FCC_Part15.209_RE(3m)	Engineer: Kevin Ke
Probe: BBHA9120D_1GHz_18GHz	Polarity: Vertical
EUT: US WI-FI AP 4X4 OD ext. antenna	Power: DC 54V
Test Mode: Transmit by 802.11n-HT40 at Channel 2452MHz Ant 0 + 1 + 2 + 3	



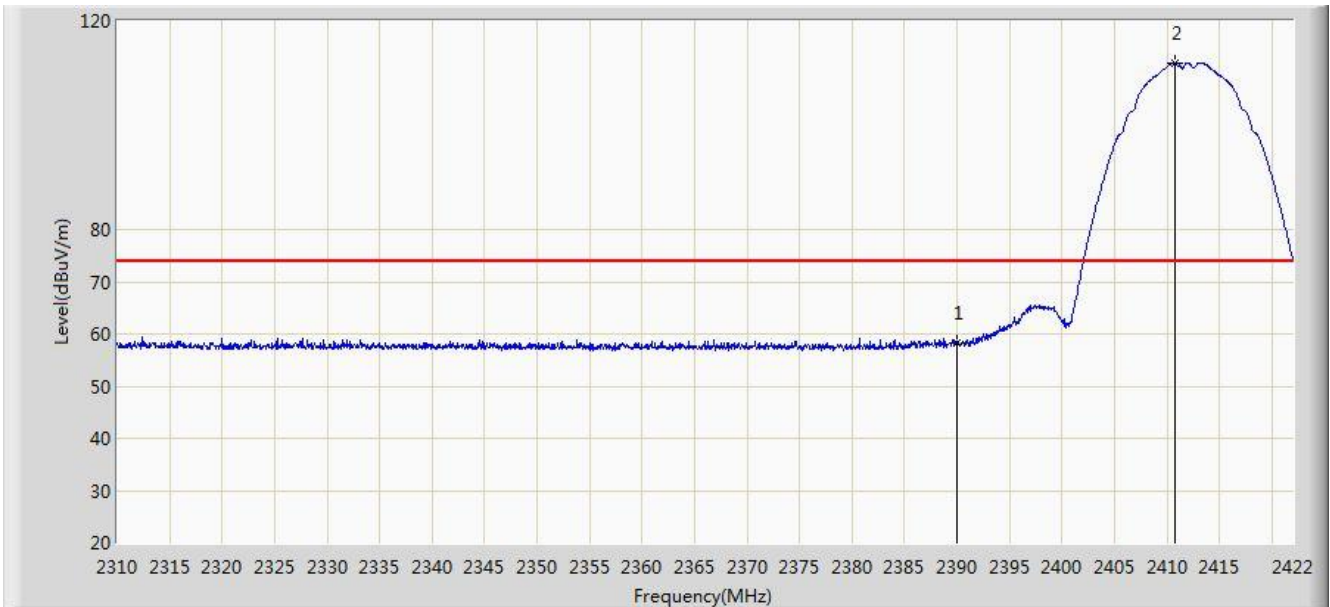
No	Flag	Mark	Frequency (MHz)	Measure Level (dBuV/m)	Reading Level (dBuV)	Margin (dB)	Limit (dBuV/m)	Factor (dB)	Type
1		*	2443.696	103.737	71.249	N/A	N/A	32.488	AV
2			2483.500	53.142	20.561	-0.858	54.000	32.580	AV

Note: Measure Level (dB μ V/m) = Reading Level (dB μ V) + Factor (dB)

Factor (dB) = Cable Loss (dB) + Antenna Factor (dB/m)

FPMI2458-DP2RPSMA Antenna Test Result

Site: AC1	Time: 2016/08/24 - 22:46
Limit: FCC_Part15.209_RE(3m)	Engineer: Kevin Ke
Probe: BBHA9120D_1GHz_18GHz	Polarity: Horizontal
EUT: US WI-FI AP 4X4 OD ext. antenna	Power: DC 54V
Test Mode: Transmit by 802.11b at Channel 2412MHz Ant 0	

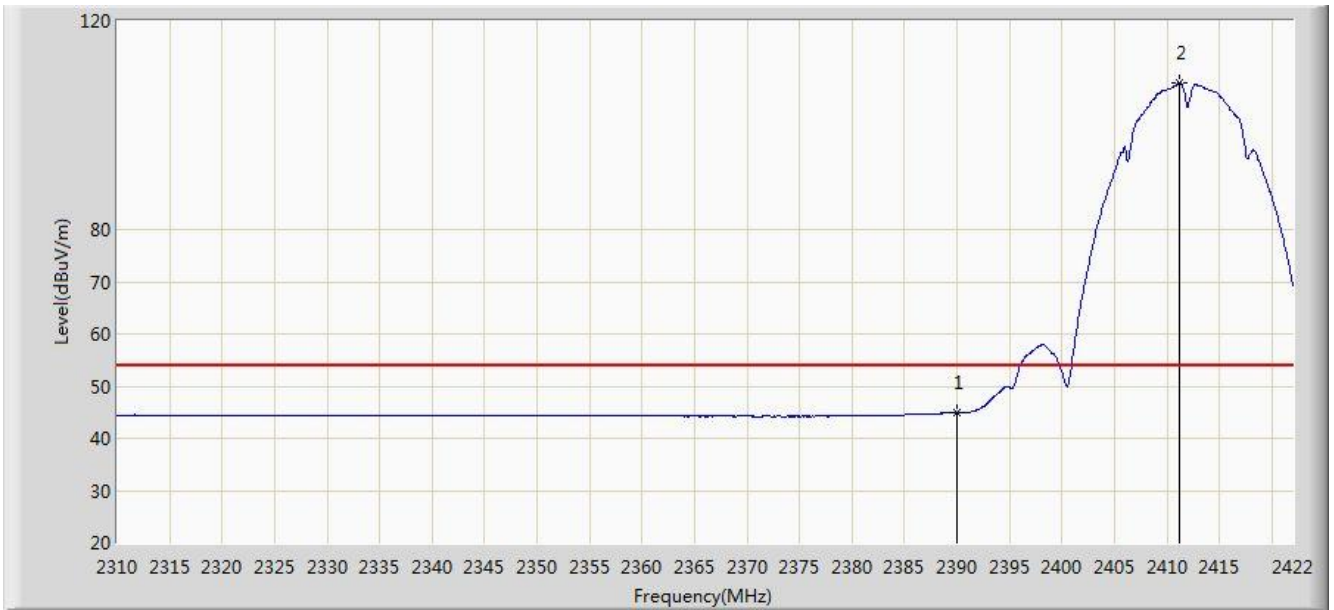


No	Flag	Mark	Frequency (MHz)	Measure Level (dBuV/m)	Reading Level (dBuV)	Margin (dB)	Limit (dBuV/m)	Factor (dB)	Type
1			2390.000	58.377	25.823	-15.623	74.000	32.554	PK
2		*	2410.800	111.995	79.468	N/A	N/A	32.527	PK

Note: Measure Level (dBμV/m) = Reading Level (dBμV) + Factor (dB)

Factor (dB) = Cable Loss (dB) + Antenna Factor (dB/m)

Site: AC1	Time: 2016/08/24 - 22:58
Limit: FCC_Part15.209_RE(3m)	Engineer: Kevin Ke
Probe: BBHA9120D_1GHz_18GHz	Polarity: Horizontal
EUT: US WI-FI AP 4X4 OD ext. antenna	Power: DC 54V
Test Mode: Transmit by 802.11b at Channel 2412MHz Ant 0	



No	Flag	Mark	Frequency (MHz)	Measure Level (dBuV/m)	Reading Level (dBuV)	Margin (dB)	Limit (dBuV/m)	Factor (dB)	Type
1			2390.000	44.865	12.311	-9.135	54.000	32.554	AV
2		*	2411.136	108.070	75.543	N/A	N/A	32.527	AV

Note: Measure Level (dBμV/m) = Reading Level (dBμV) + Factor (dB)

Factor (dB) = Cable Loss (dB) + Antenna Factor (dB/m)