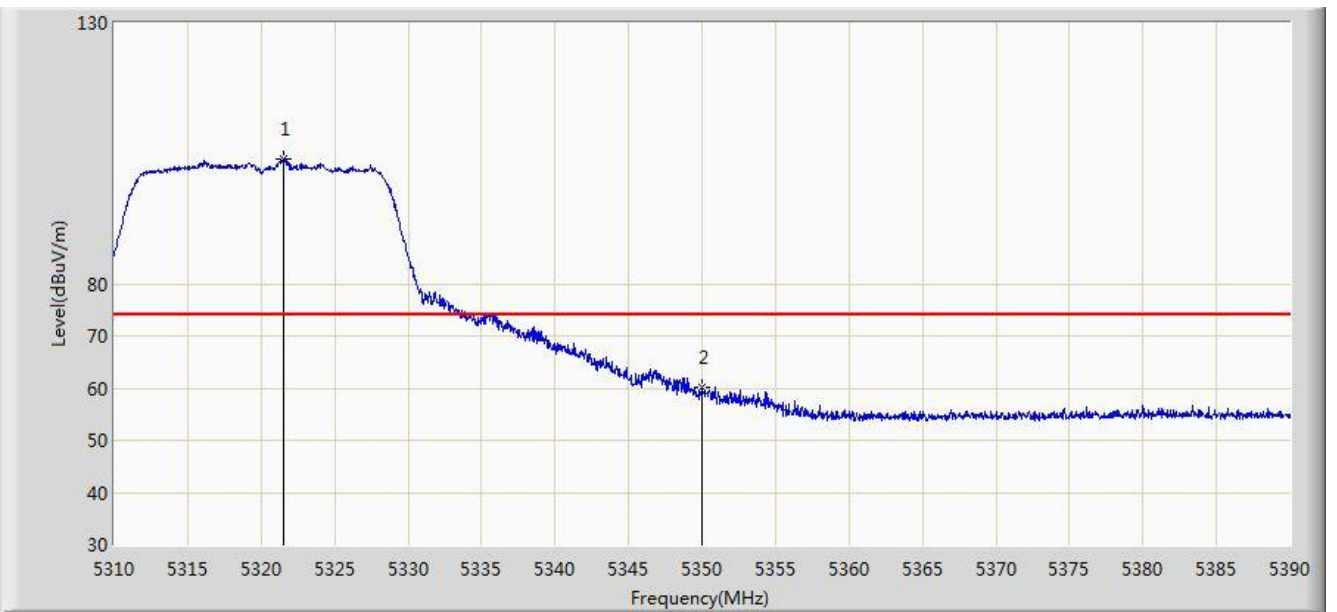


Site: AC1	Time: 2017/07/21 - 14:41
Limit: FCC_Part15.209_RE(3m)	Engineer: Kevin Ker
Probe: BBHA9120D_1GHz_18GHz	Polarity: Vertical
EUT: AC220 Wi-Fi AP OD small omni antenna US	Power: DC 54V
Test Mode: Transmit by 802.11ac-VHT20 at Channel 5320MHz Ant 2	

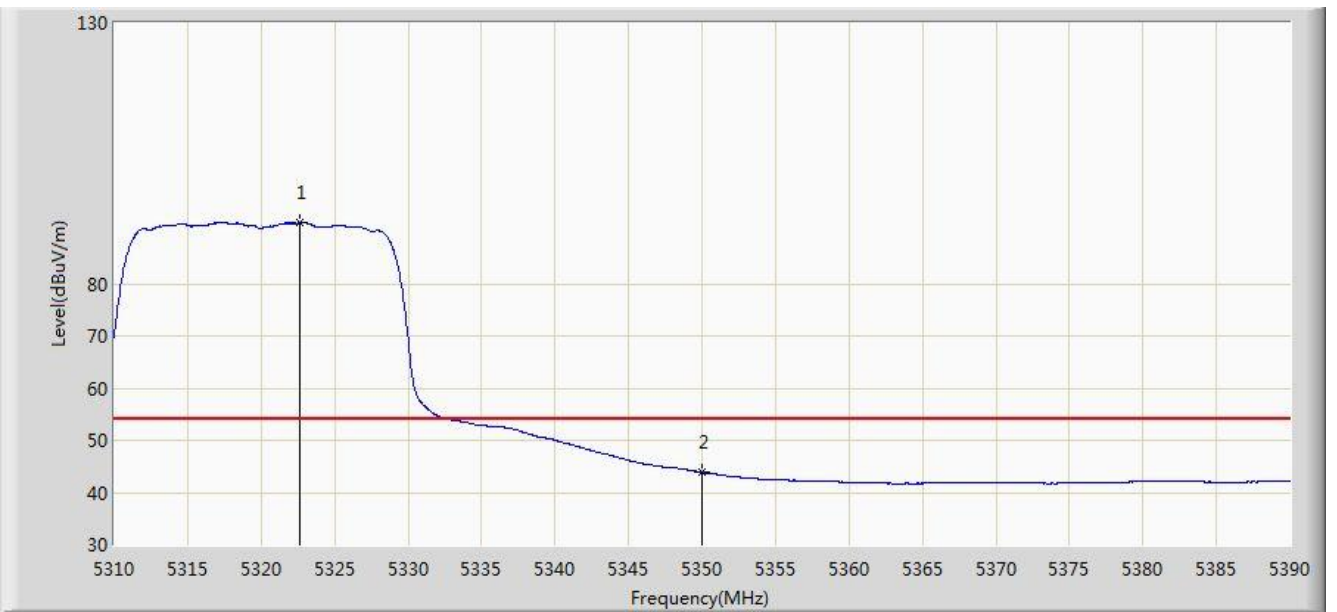


No	Flag	Mark	Frequency (MHz)	Measure Level (dBuV/m)	Reading Level (dBuV)	Over Limit (dB)	Limit (dBuV/m)	Factor (dB)	Type
1		*	5321.520	104.053	100.202	N/A	N/A	3.851	PK
2			5350.000	60.084	56.179	-13.916	74.000	3.904	PK

Note: Measure Level (dBuV/m) = Reading Level (dBuV) + Factor (dB)

Factor (dB) = Cable Loss (dB) + Antenna Factor (dB) (dB/m) - Pre_Amplifier Gain (dB)

Site: AC1	Time: 2017/07/21 - 14:43
Limit: FCC_Part15.209_RE(3m)	Engineer: Kevin Ker
Probe: BBHA9120D_1GHz_18GHz	Polarity: Vertical
EUT: AC220 Wi-Fi AP OD small omni antenna US	Power: DC 54V
Test Mode: Transmit by 802.11ac-VHT20 at Channel 5320MHz Ant 2	

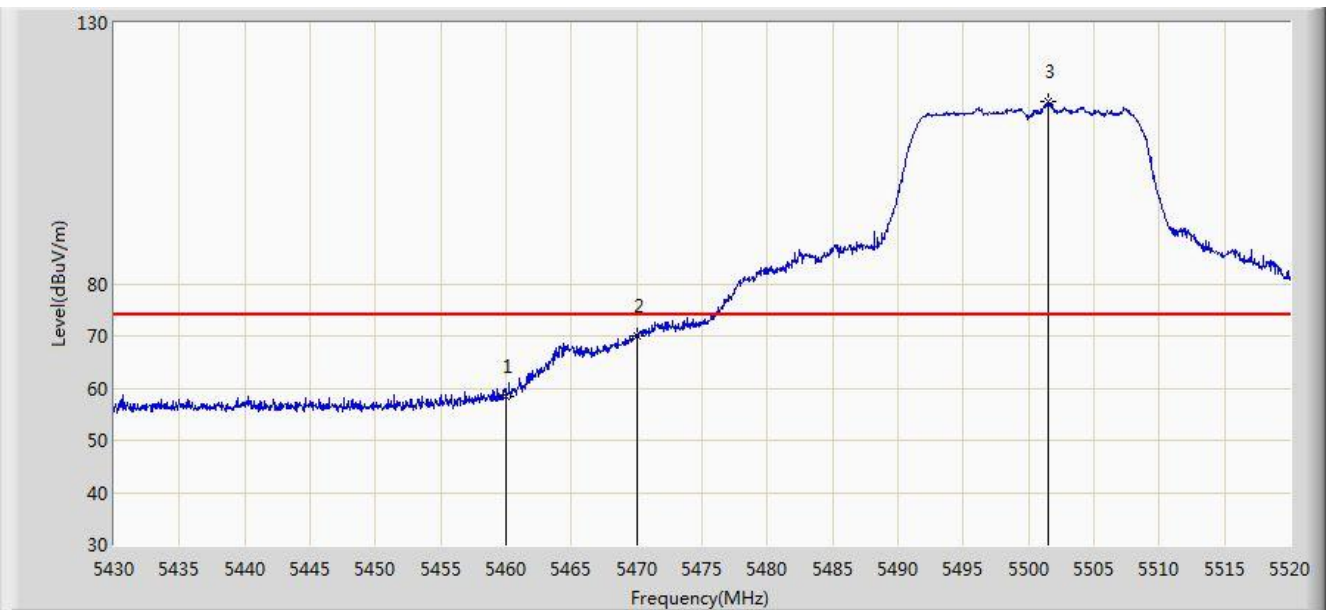


No	Flag	Mark	Frequency (MHz)	Measure Level (dBuV/m)	Reading Level (dBuV)	Over Limit (dB)	Limit (dBuV/m)	Factor (dB)	Type
1		*	5322.600	91.656	87.802	N/A	N/A	3.853	AV
2			5350.000	43.873	39.968	-10.127	54.000	3.904	AV

Note: Measure Level (dBuV/m) = Reading Level (dBuV) + Factor (dB)

Factor (dB) = Cable Loss (dB) + Antenna Factor (dB) (dB/m) - Pre_Amplifier Gain (dB)

Site: AC1	Time: 2017/07/21 - 14:45
Limit: FCC_Part15.209_RE(3m)	Engineer: Kevin Ker
Probe: BBHA9120D_1GHz_18GHz	Polarity: Horizontal
EUT: AC220 Wi-Fi AP OD small omni antenna US	Power: DC 54V
Test Mode: Transmit by 802.11ac-VHT20 at Channel 5500MHz Ant 2	

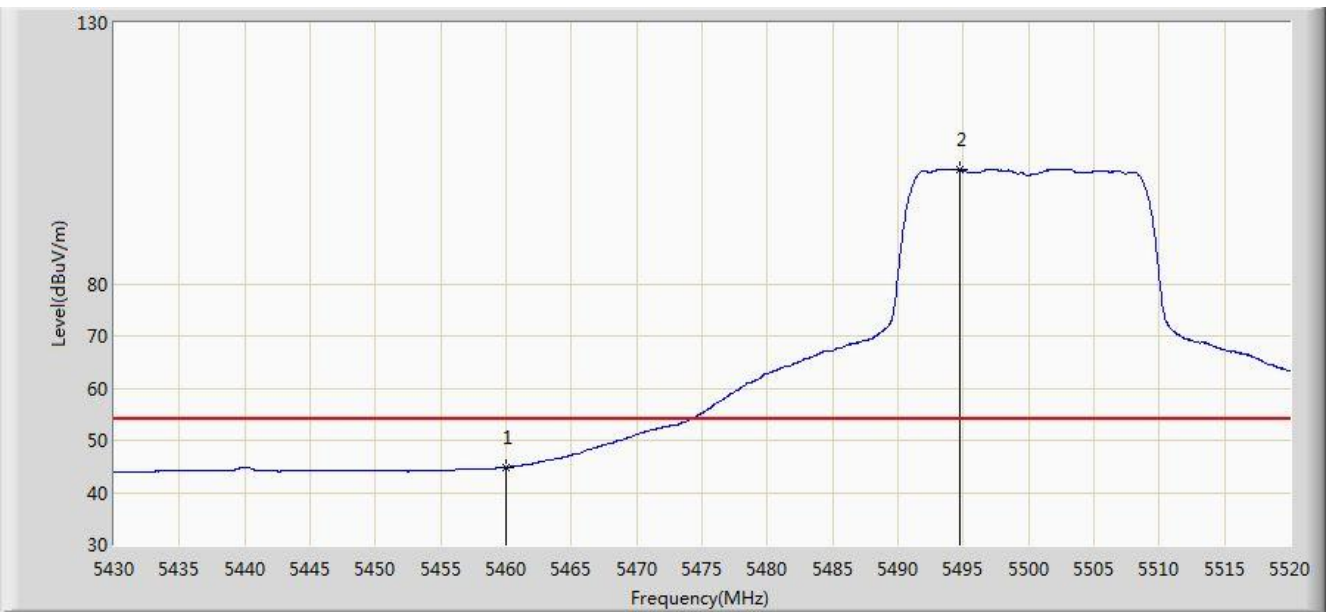


No	Flag	Mark	Frequency (MHz)	Measure Level (dBuV/m)	Reading Level (dBuV)	Over Limit (dB)	Limit (dBuV/m)	Factor (dB)	Type
1			5460.000	58.399	54.219	-15.601	74.000	4.180	PK
2			5470.000	70.141	65.939	-3.859	74.000	4.202	PK
3		*	5501.460	114.852	110.576	N/A	N/A	4.276	PK

Note: Measure Level (dB μ V/m) = Reading Level (dB μ V) + Factor (dB)

Factor (dB) = Cable Loss (dB) + Antenna Factor (dB) (dB/m) - Pre_Amplifier Gain (dB)

Site: AC1	Time: 2017/07/21 - 14:47
Limit: FCC_Part15.209_RE(3m)	Engineer: Kevin Ker
Probe: BBHA9120D_1GHz_18GHz	Polarity: Horizontal
EUT: AC220 Wi-Fi AP OD small omni antenna US	Power: DC 54V
Test Mode: Transmit by 802.11ac-VHT20 at Channel 5500MHz Ant 2	

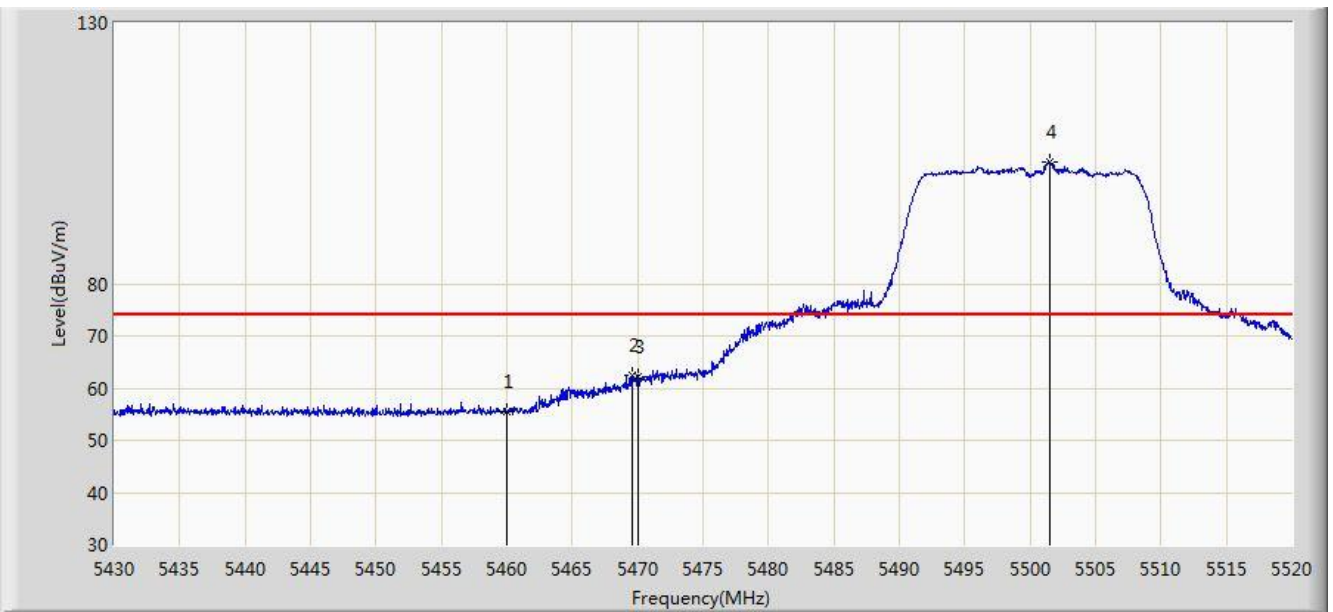


No	Flag	Mark	Frequency (MHz)	Measure Level (dBuV/m)	Reading Level (dBuV)	Over Limit (dB)	Limit (dBuV/m)	Factor (dB)	Type
1			5460.000	44.817	40.637	-9.183	54.000	4.180	AV
2		*	5494.755	101.921	97.662	N/A	N/A	4.259	AV

Note: Measure Level (dB μ V/m) = Reading Level (dB μ V) + Factor (dB)

Factor (dB) = Cable Loss (dB) + Antenna Factor (dB) (dB/m) - Pre_Amplifier Gain (dB)

Site: AC1	Time: 2017/07/21 - 14:49
Limit: FCC_Part15.209_RE(3m)	Engineer: Kevin Ker
Probe: BBHA9120D_1GHz_18GHz	Polarity: Vertical
EUT: AC220 Wi-Fi AP OD small omni antenna US	Power: DC 54V
Test Mode: Transmit by 802.11ac-VHT20 at Channel 5500MHz Ant 2	

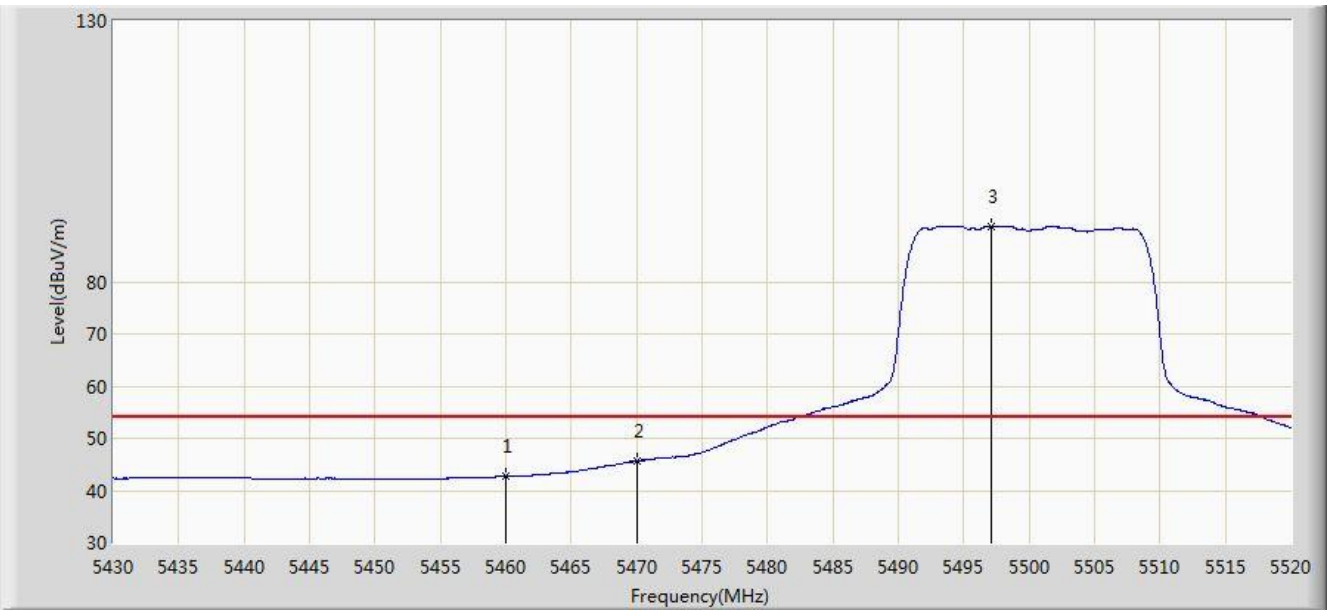


No	Flag	Mark	Frequency (MHz)	Measure Level (dBuV/m)	Reading Level (dBuV)	Over Limit (dB)	Limit (dBuV/m)	Factor (dB)	Type
1			5460.000	55.571	51.391	-18.429	74.000	4.180	PK
2			5469.555	62.329	58.128	-11.671	74.000	4.202	PK
3			5470.000	62.232	58.030	-11.768	74.000	4.202	PK
4		*	5501.460	103.444	99.168	N/A	N/A	4.276	PK

Note: Measure Level (dB μ V/m) = Reading Level (dB μ V) + Factor (dB)

Factor (dB) = Cable Loss (dB) + Antenna Factor (dB) (dB/m) - Pre_Amplifier Gain (dB)

Site: AC1	Time: 2017/07/21 - 14:54
Limit: FCC_Part15.209_RE(3m)	Engineer: Kevin Ker
Probe: BBHA9120D_1GHz_18GHz	Polarity: Vertical
EUT: AC220 Wi-Fi AP OD small omni antenna US	Power: DC 54V
Test Mode: Transmit by 802.11ac-VHT20 at Channel 5500MHz Ant 2	

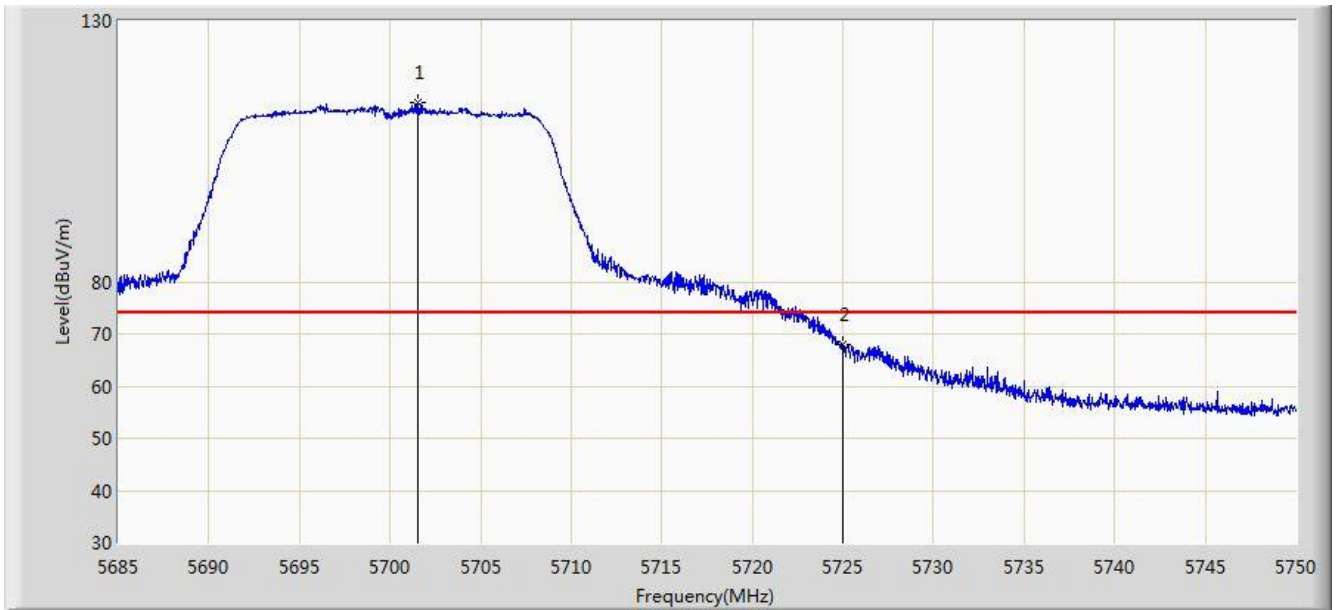


No	Flag	Mark	Frequency (MHz)	Measure Level (dBuV/m)	Reading Level (dBuV)	Over Limit (dB)	Limit (dBuV/m)	Factor (dB)	Type
1			5460.000	42.662	38.482	-11.338	54.000	4.180	AV
2			5470.000	45.672	41.470	-8.328	54.000	4.202	AV
3		*	5497.140	90.632	86.368	N/A	N/A	4.264	AV

Note: Measure Level (dBμV/m) = Reading Level (dBμV) + Factor (dB)

Factor (dB) = Cable Loss (dB) + Antenna Factor (dB) (dB/m) - Pre_Amplifier Gain (dB)

Site: AC1	Time: 2017/07/21 - 15:02
Limit: FCC_Part15.209_RE(3m)	Engineer: Kevin Ker
Probe: BBHA9120D_1GHz_18GHz	Polarity: Horizontal
EUT: AC220 Wi-Fi AP OD small omni antenna US	Power: DC 54V
Test Mode: Transmit by 802.11ac-VHT20 at Channel 5700MHz Ant 2	

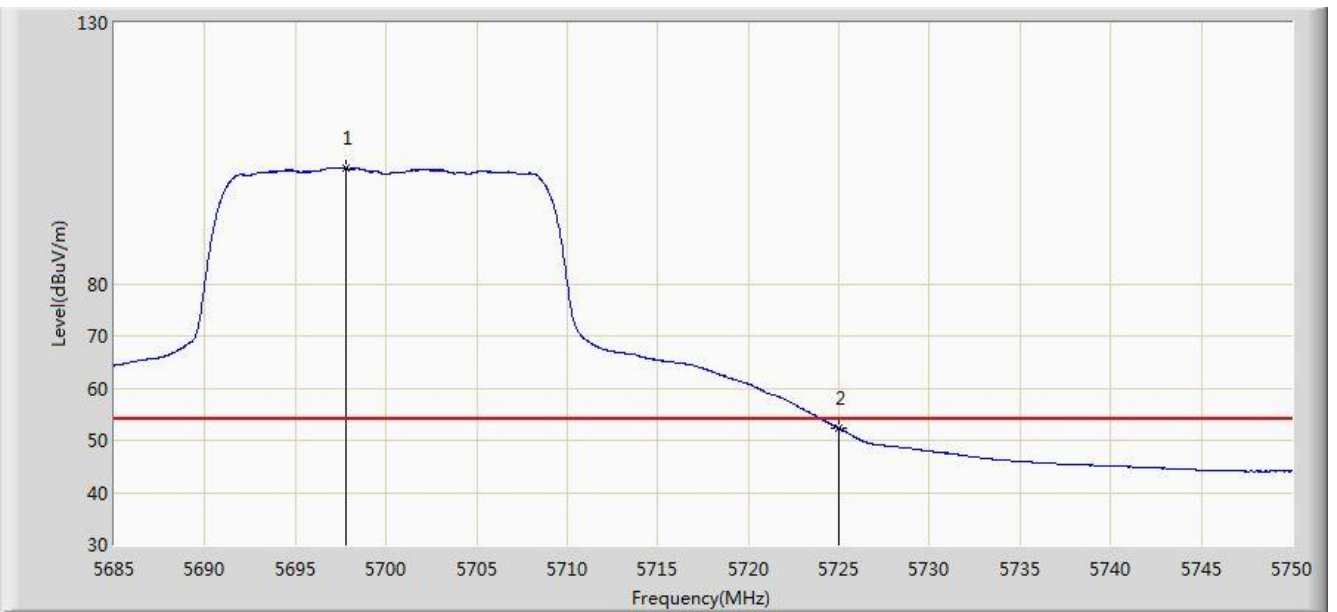


No	Flag	Mark	Frequency (MHz)	Measure Level (dBuV/m)	Reading Level (dBuV)	Over Limit (dB)	Limit (dBuV/m)	Factor (dB)	Type
1		*	5701.542	114.215	109.329	N/A	N/A	4.886	PK
2			5725.000	67.873	62.844	-6.127	74.000	5.029	PK

Note: Measure Level (dB μ V/m) = Reading Level (dB μ V) + Factor (dB)

Factor (dB) = Cable Loss (dB) + Antenna Factor (dB) (dB/m) - Pre_Amplifier Gain (dB)

Site: AC1	Time: 2017/07/21 - 15:01
Limit: FCC_Part15.209_RE(3m)	Engineer: Kevin Ker
Probe: BBHA9120D_1GHz_18GHz	Polarity: Horizontal
EUT: AC220 Wi-Fi AP OD small omni antenna US	Power: DC 54V
Test Mode: Transmit by 802.11ac-VHT20 at Channel 5700MHz Ant 2	

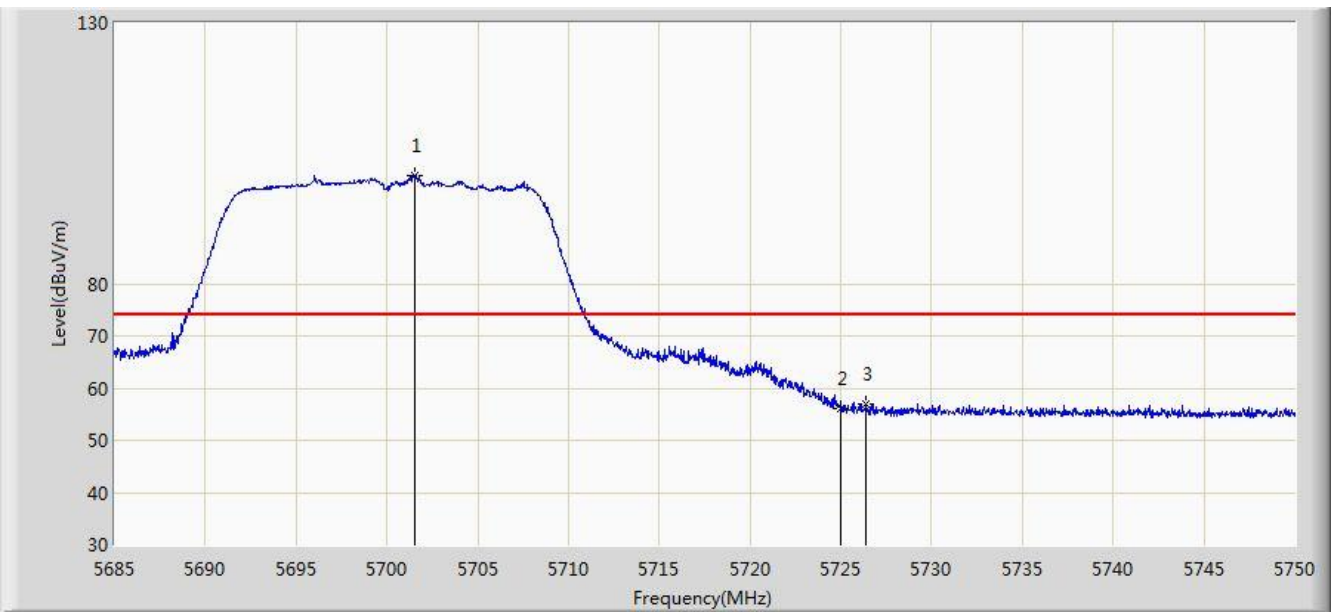


No	Flag	Mark	Frequency (MHz)	Measure Level (dBuV/m)	Reading Level (dBuV)	Over Limit (dB)	Limit (dBuV/m)	Factor (dB)	Type
1		*	5697.805	102.054	97.187	N/A	N/A	4.866	AV
2			5725.000	52.273	47.244	-1.727	54.000	5.029	AV

Note: Measure Level (dB μ V/m) = Reading Level (dB μ V) + Factor (dB)

Factor (dB) = Cable Loss (dB) + Antenna Factor (dB) (dB/m) - Pre_Amplifier Gain (dB)

Site: AC1	Time: 2017/07/21 - 15:02
Limit: FCC_Part15.209_RE(3m)	Engineer: Kevin Ker
Probe: BBHA9120D_1GHz_18GHz	Polarity: Vertical
EUT: AC220 Wi-Fi AP OD small omni antenna US	Power: DC 54V
Test Mode: Transmit by 802.11ac-VHT20 at Channel 5700MHz Ant 2	

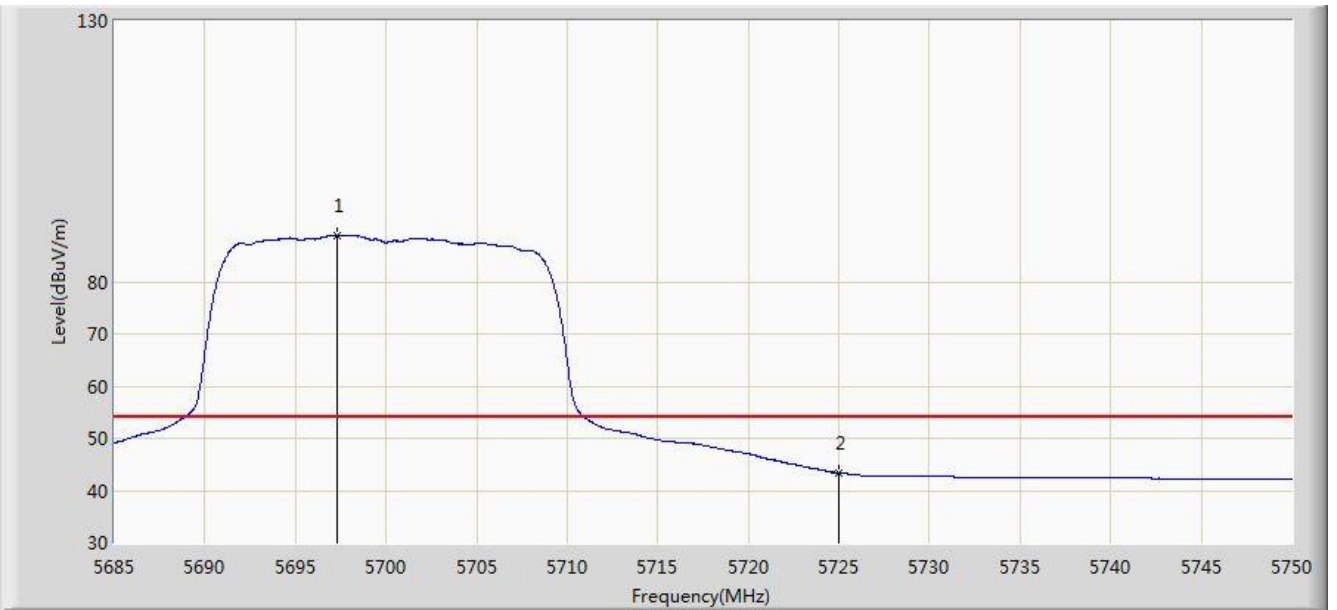


No	Flag	Mark	Frequency (MHz)	Measure Level (dBuV/m)	Reading Level (dBuV)	Over Limit (dB)	Limit (dBuV/m)	Factor (dB)	Type
1		*	5701.510	100.859	95.973	N/A	N/A	4.886	PK
2			5725.000	56.131	51.102	-17.869	74.000	5.029	PK
3			5726.405	56.922	51.884	-17.078	74.000	5.038	PK

Note: Measure Level (dB μ V/m) = Reading Level (dB μ V) + Factor (dB)

Factor (dB) = Cable Loss (dB) + Antenna Factor (dB) (dB/m) - Pre_Amplifier Gain (dB)

Site: AC1	Time: 2017/07/21 - 15:05
Limit: FCC_Part15.209_RE(3m)	Engineer: Kevin Ker
Probe: BBHA9120D_1GHz_18GHz	Polarity: Vertical
EUT: AC220 Wi-Fi AP OD small omni antenna US	Power: DC 54V
Test Mode: Transmit by 802.11ac-VHT20 at Channel 5700MHz Ant 2	

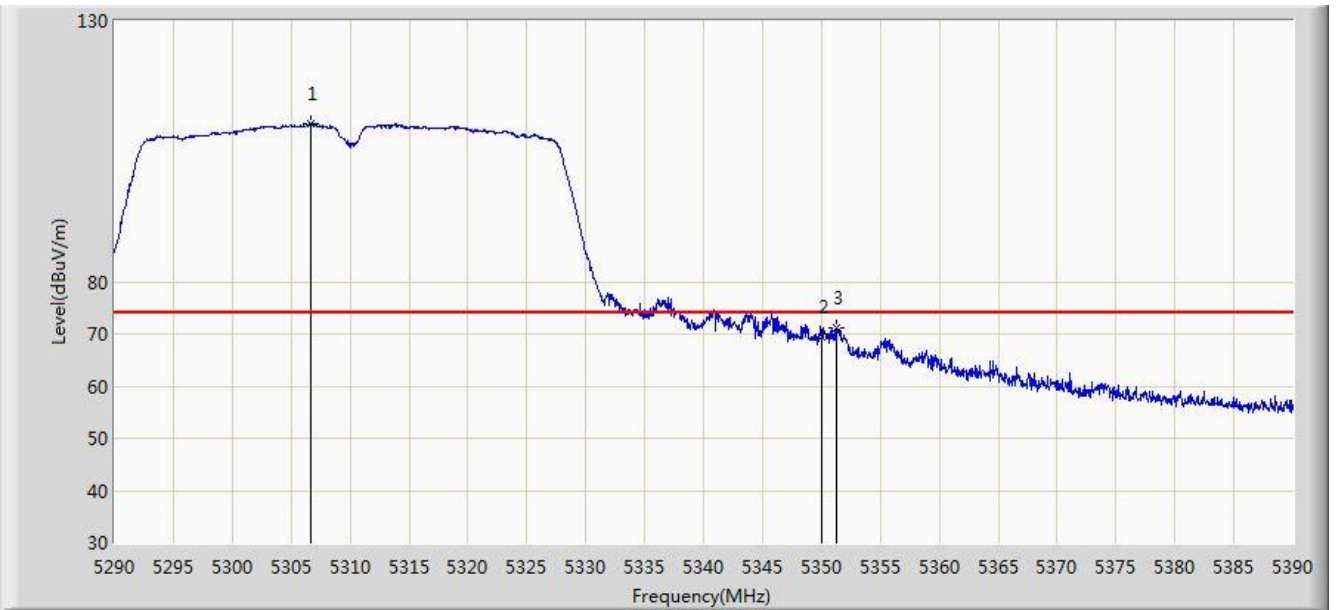


No	Flag	Mark	Frequency (MHz)	Measure Level (dBuV/m)	Reading Level (dBuV)	Over Limit (dB)	Limit (dBuV/m)	Factor (dB)	Type
1		*	5697.317	88.851	83.987	N/A	N/A	4.865	AV
2			5725.000	43.341	38.312	-10.659	54.000	5.029	AV

Note: Measure Level (dBuV/m) = Reading Level (dBuV) + Factor (dB)

Factor (dB) = Cable Loss (dB) + Antenna Factor (dB) (dB/m) - Pre_Amplifier Gain (dB)

Site: AC1	Time: 2017/07/21 - 15:50
Limit: FCC_Part15.209_RE(3m)	Engineer: Kevin Ker
Probe: BBHA9120D_1GHz_18GHz	Polarity: Horizontal
EUT: AC220 Wi-Fi AP OD small omni antenna US	Power: DC 54V
Test Mode: Transmit by 802.11ac-VHT40 at Channel 5310MHz Ant 2	

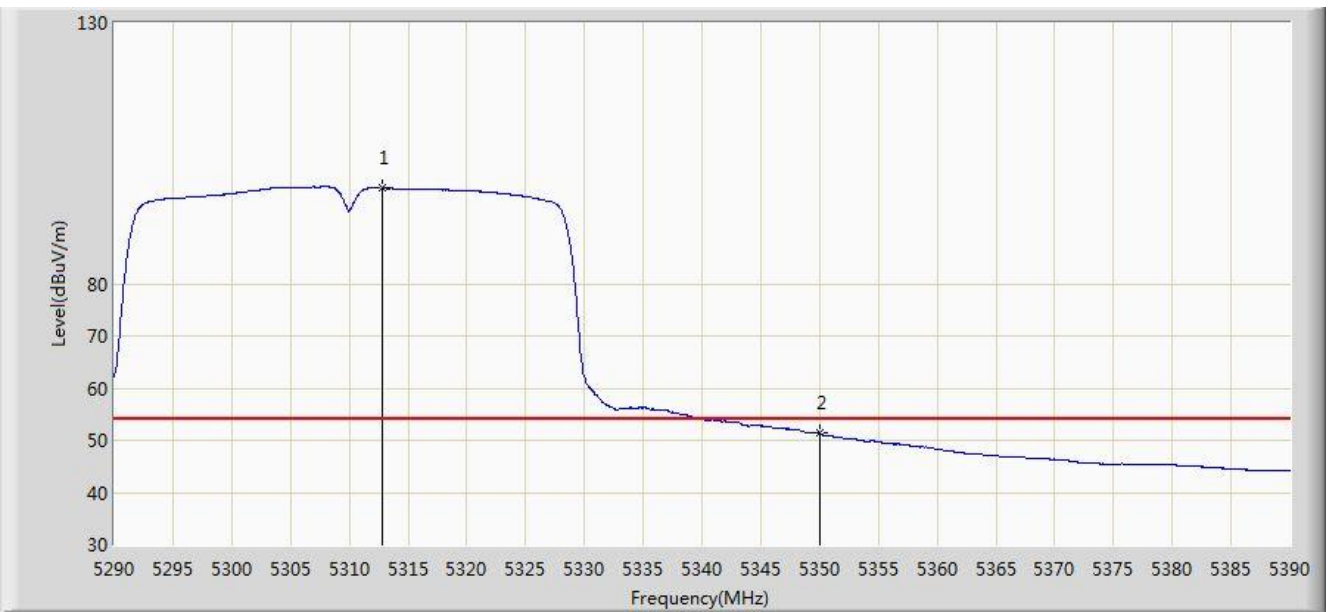


No	Flag	Mark	Frequency (MHz)	Measure Level (dBuV/m)	Reading Level (dBuV)	Over Limit (dB)	Limit (dBuV/m)	Factor (dB)	Type
1		*	5306.700	110.288	106.464	N/A	N/A	3.824	PK
2			5350.000	69.367	65.462	-4.633	74.000	3.904	PK
3			5351.300	71.292	67.385	-2.708	74.000	3.907	PK

Note: Measure Level (dB μ V/m) = Reading Level (dB μ V) + Factor (dB)

Factor (dB) = Cable Loss (dB) + Antenna Factor (dB) (dB/m) - Pre_Amplifier Gain (dB)

Site: AC1	Time: 2017/07/21 - 15:49
Limit: FCC_Part15.209_RE(3m)	Engineer: Kevin Ker
Probe: BBHA9120D_1GHz_18GHz	Polarity: Horizontal
EUT: AC220 Wi-Fi AP OD small omni antenna US	Power: DC 54V
Test Mode: Transmit by 802.11ac-VHT40 at Channel 5310MHz Ant 2	

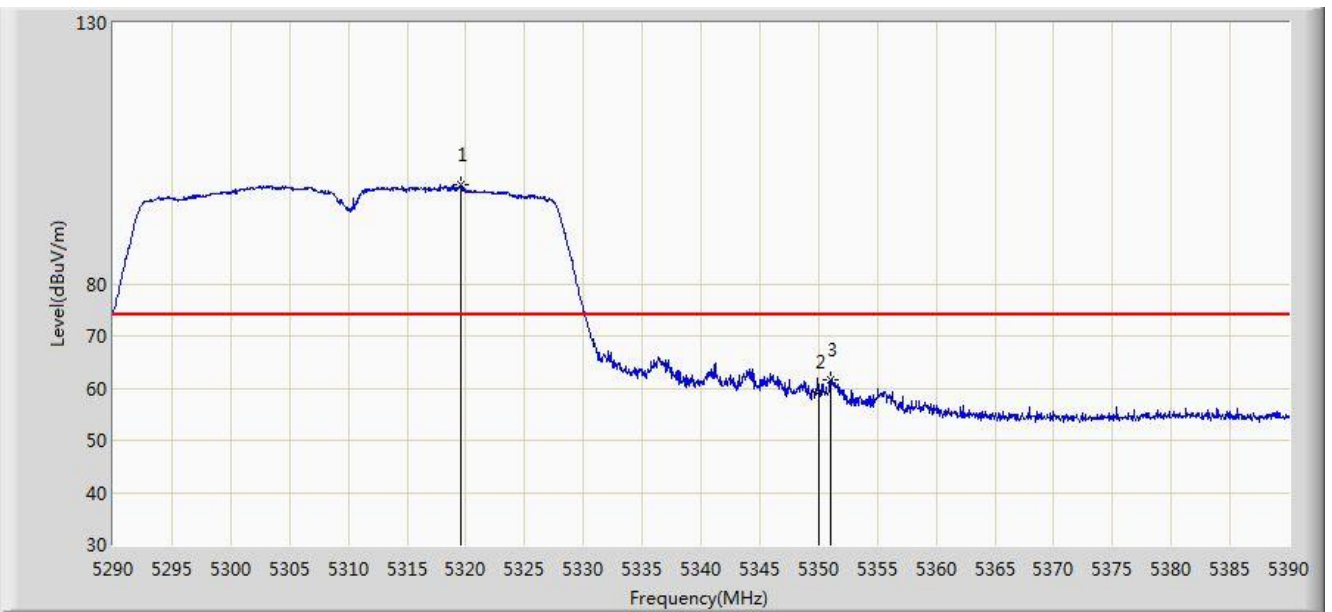


No	Flag	Mark	Frequency (MHz)	Measure Level (dBuV/m)	Reading Level (dBuV)	Over Limit (dB)	Limit (dBuV/m)	Factor (dB)	Type
1		*	5312.800	98.300	94.465	N/A	N/A	3.835	AV
2			5350.000	51.320	47.415	-2.680	54.000	3.904	AV

Note: Measure Level (dBuV/m) = Reading Level (dBuV) + Factor (dB)

Factor (dB) = Cable Loss (dB) + Antenna Factor (dB) (dB/m) - Pre_Amplifier Gain (dB)

Site: AC1	Time: 2017/07/21 - 15:50
Limit: FCC_Part15.209_RE(3m)	Engineer: Kevin Ker
Probe: BBHA9120D_1GHz_18GHz	Polarity: Vertical
EUT: AC220 Wi-Fi AP OD small omni antenna US	Power: DC 54V
Test Mode: Transmit by 802.11ac-VHT40 at Channel 5310MHz Ant 2	

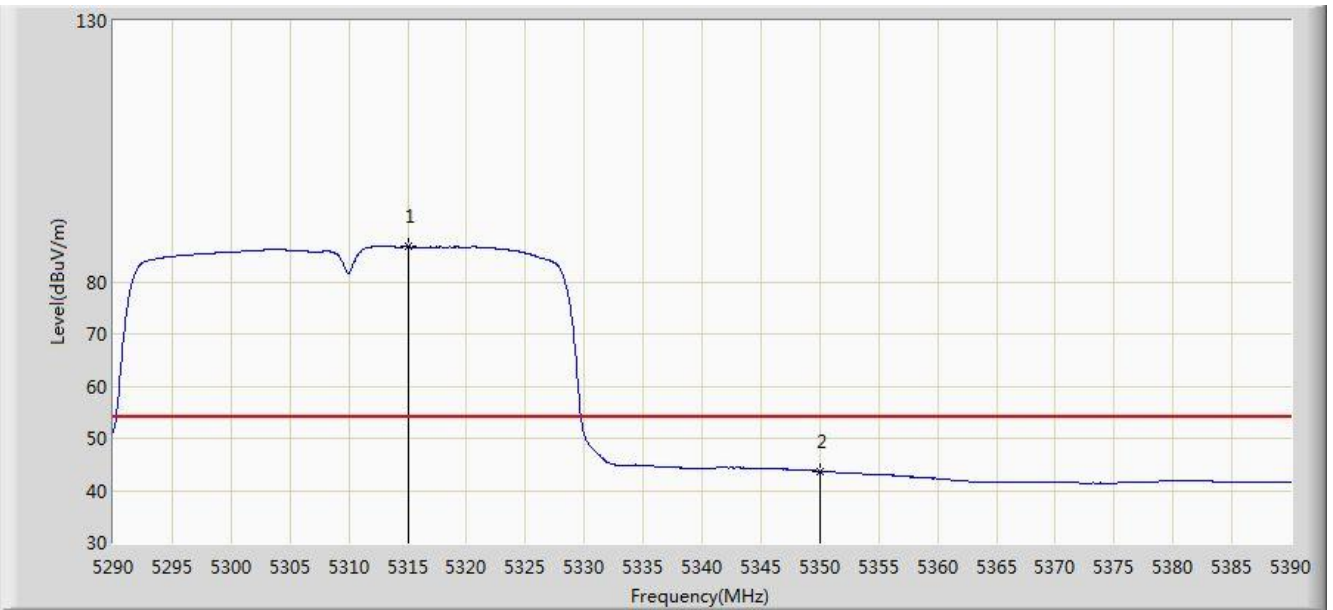


No	Flag	Mark	Frequency (MHz)	Measure Level (dBuV/m)	Reading Level (dBuV)	Over Limit (dB)	Limit (dBuV/m)	Factor (dB)	Type
1		*	5319.550	98.941	95.093	N/A	N/A	3.847	PK
2			5350.000	59.359	55.454	-14.641	74.000	3.904	PK
3			5351.050	61.548	57.641	-12.452	74.000	3.906	PK

Note: Measure Level (dBμV/m) = Reading Level (dBμV) + Factor (dB)

Factor (dB) = Cable Loss (dB) + Antenna Factor (dB) (dB/m) - Pre_Amplifier Gain (dB)

Site: AC1	Time: 2017/07/21 - 15:53
Limit: FCC_Part15.209_RE(3m)	Engineer: Kevin Ker
Probe: BBHA9120D_1GHz_18GHz	Polarity: Vertical
EUT: AC220 Wi-Fi AP OD small omni antenna US	Power: DC 54V
Test Mode: Transmit by 802.11ac-VHT40 at Channel 5310MHz Ant 2	



No	Flag	Mark	Frequency (MHz)	Measure Level (dBuV/m)	Reading Level (dBuV)	Over Limit (dB)	Limit (dBuV/m)	Factor (dB)	Type
1		*	5315.000	86.680	82.841	N/A	N/A	3.839	AV
2			5350.000	43.696	39.791	-10.304	54.000	3.904	AV

Note: Measure Level (dBuV/m) = Reading Level (dBuV) + Factor (dB)

Factor (dB) = Cable Loss (dB) + Antenna Factor (dB) (dB/m) - Pre_Amplifier Gain (dB)

Site: AC1	Time: 2017/07/21 - 15:58
Limit: FCC_Part15.209_RE(3m)	Engineer: Kevin Ker
Probe: BBHA9120D_1GHz_18GHz	Polarity: Horizontal
EUT: AC220 Wi-Fi AP OD small omni antenna US	Power: DC 54V
Test Mode: Transmit by 802.11ac-VHT40 at Channel 5510MHz Ant 2	

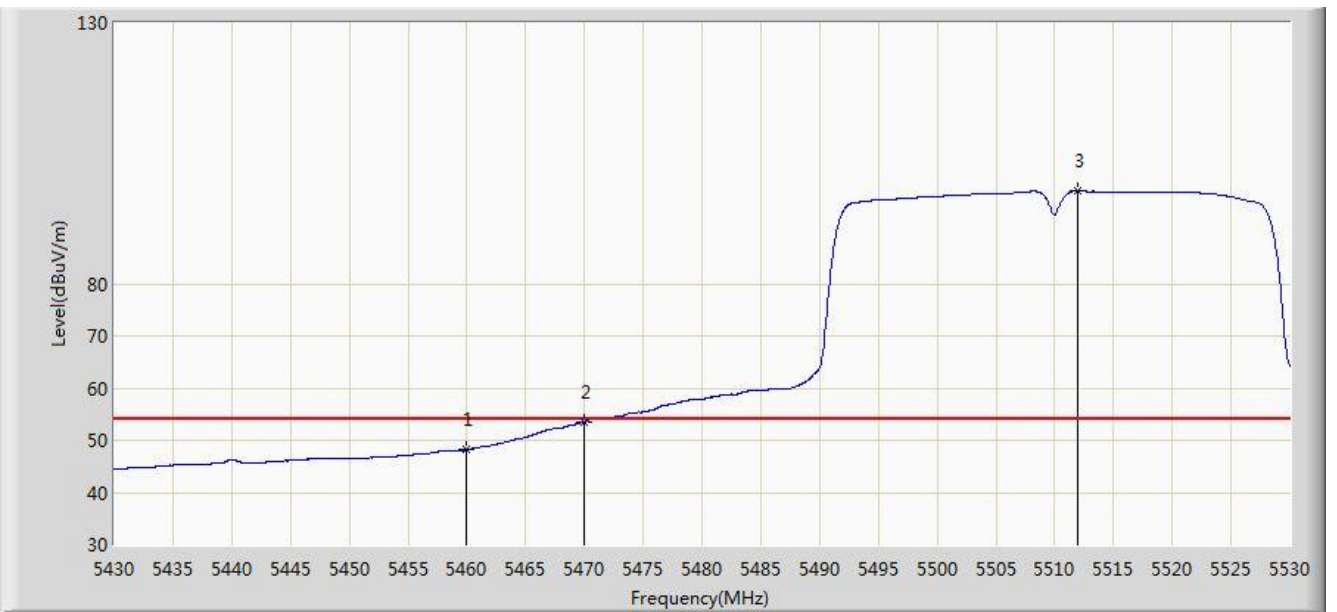


No	Flag	Mark	Frequency (MHz)	Measure Level (dBuV/m)	Reading Level (dBuV)	Over Limit (dB)	Limit (dBuV/m)	Factor (dB)	Type
1			5454.900	66.217	62.048	-7.783	74.000	4.170	PK
2			5460.000	62.914	58.734	-11.086	74.000	4.180	PK
3			5468.000	72.179	67.981	-1.821	74.000	4.198	PK
4			5470.000	69.912	65.710	-4.088	74.000	4.202	PK
5		*	5511.400	110.544	106.239	N/A	N/A	4.305	PK

Note: Measure Level (dB μ V/m) = Reading Level (dB μ V) + Factor (dB)

Factor (dB) = Cable Loss (dB) + Antenna Factor (dB) (dB/m) - Pre_Amplifier Gain (dB)

Site: AC1	Time: 2017/07/21 - 15:58
Limit: FCC_Part15.209_RE(3m)	Engineer: Kevin Ker
Probe: BBHA9120D_1GHz_18GHz	Polarity: Horizontal
EUT: AC220 Wi-Fi AP OD small omni antenna US	Power: DC 54V
Test Mode: Transmit by 802.11ac-VHT40 at Channel 5510MHz Ant 2	

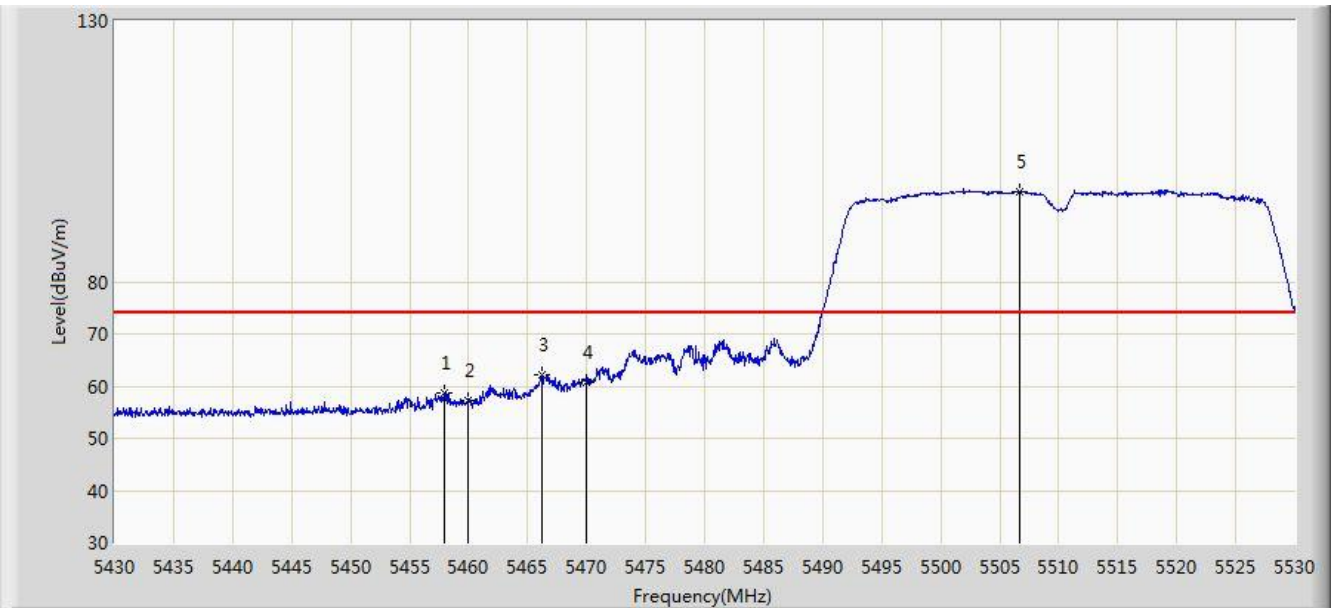


No	Flag	Mark	Frequency (MHz)	Measure Level (dBuV/m)	Reading Level (dBuV)	Over Limit (dB)	Limit (dBuV/m)	Factor (dB)	Type
1			5460.000	48.244	44.064	-5.756	54.000	4.180	AV
2			5470.000	53.499	49.297	-0.501	54.000	4.202	AV
3		*	5511.900	97.735	93.428	N/A	N/A	4.307	AV

Note: Measure Level (dB μ V/m) = Reading Level (dB μ V) + Factor (dB)

Factor (dB) = Cable Loss (dB) + Antenna Factor (dB) (dB/m) - Pre_Amplifier Gain (dB)

Site: AC1	Time: 2017/07/21 - 15:59
Limit: FCC_Part15.209_RE(3m)	Engineer: Kevin Ker
Probe: BBHA9120D_1GHz_18GHz	Polarity: Vertical
EUT: AC220 Wi-Fi AP OD small omni antenna US	Power: DC 54V
Test Mode: Transmit by 802.11ac-VHT40 at Channel 5510MHz Ant 2	

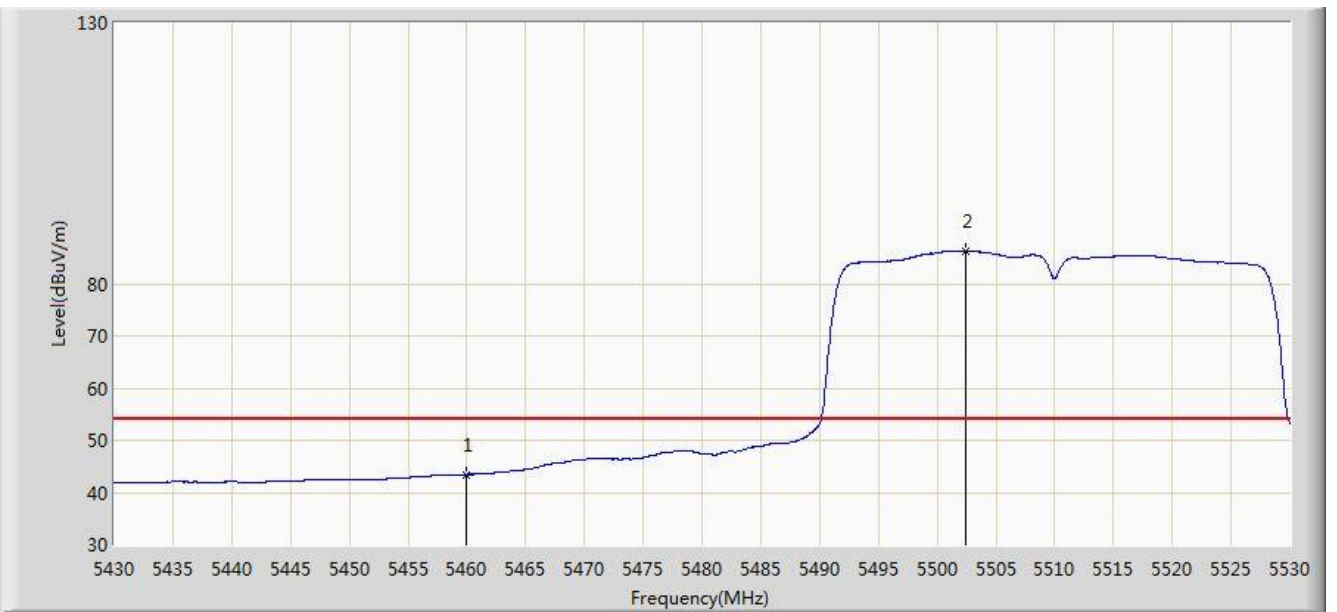


No	Flag	Mark	Frequency (MHz)	Measure Level (dBuV/m)	Reading Level (dBuV)	Over Limit (dB)	Limit (dBuV/m)	Factor (dB)	Type
1			5457.950	58.829	54.653	-15.171	74.000	4.176	PK
2			5460.000	57.241	53.061	-16.759	74.000	4.180	PK
3			5466.250	62.138	57.944	-11.862	74.000	4.194	PK
4			5470.000	60.837	56.635	-13.163	74.000	4.202	PK
5		*	5506.750	97.346	93.054	N/A	N/A	4.292	PK

Note: Measure Level (dB μ V/m) = Reading Level (dB μ V) + Factor (dB)

Factor (dB) = Cable Loss (dB) + Antenna Factor (dB) (dB/m) - Pre_Amplifier Gain (dB)

Site: AC1	Time: 2017/07/21 - 16:02
Limit: FCC_Part15.209_RE(3m)	Engineer: Kevin Ker
Probe: BBHA9120D_1GHz_18GHz	Polarity: Vertical
EUT: AC220 Wi-Fi AP OD small omni antenna US	Power: DC 54V
Test Mode: Transmit by 802.11ac-VHT40 at Channel 5510MHz Ant 2	

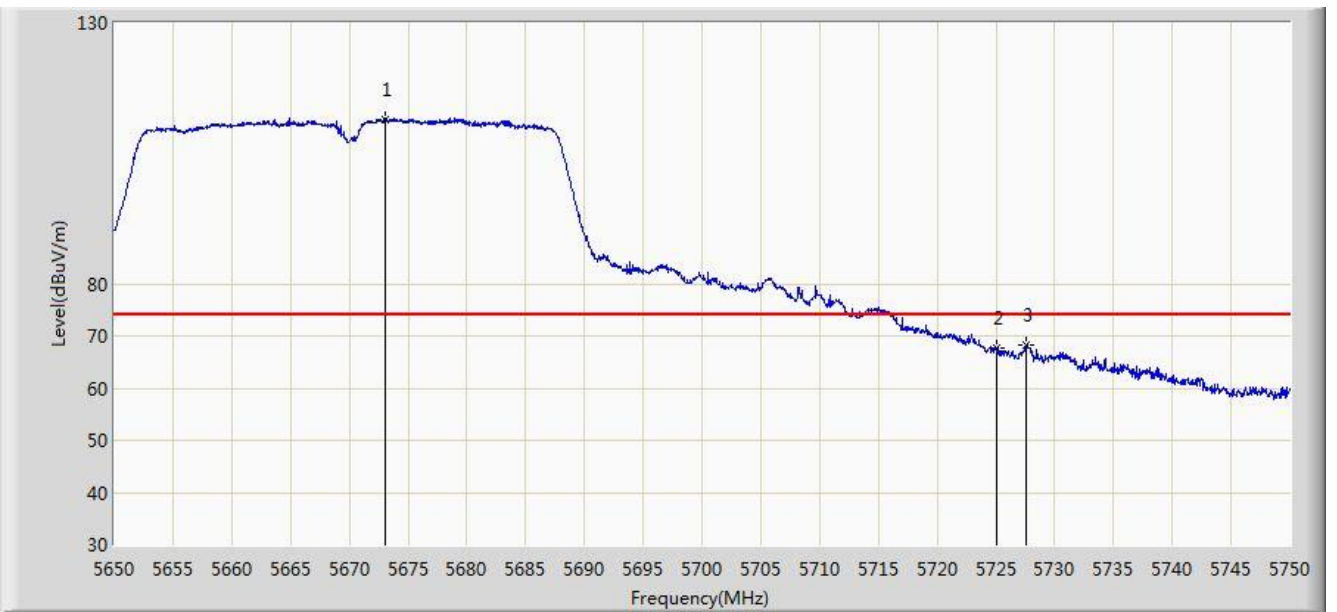


No	Flag	Mark	Frequency (MHz)	Measure Level (dBuV/m)	Reading Level (dBuV)	Over Limit (dB)	Limit (dBuV/m)	Factor (dB)	Type
1			5460.000	43.449	39.269	-10.551	54.000	4.180	AV
2		*	5502.400	86.227	81.948	N/A	N/A	4.278	AV

Note: Measure Level (dB μ V/m) = Reading Level (dB μ V) + Factor (dB)

Factor (dB) = Cable Loss (dB) + Antenna Factor (dB) (dB/m) - Pre_Amplifier Gain (dB)

Site: AC1	Time: 2017/07/21 - 16:06
Limit: FCC_Part15.209_RE(3m)	Engineer: Kevin Ker
Probe: BBHA9120D_1GHz_18GHz	Polarity: Horizontal
EUT: AC220 Wi-Fi AP OD small omni antenna US	Power: DC 54V
Test Mode: Transmit by 802.11ac-VHT40 at Channel 5670MHz Ant 2	

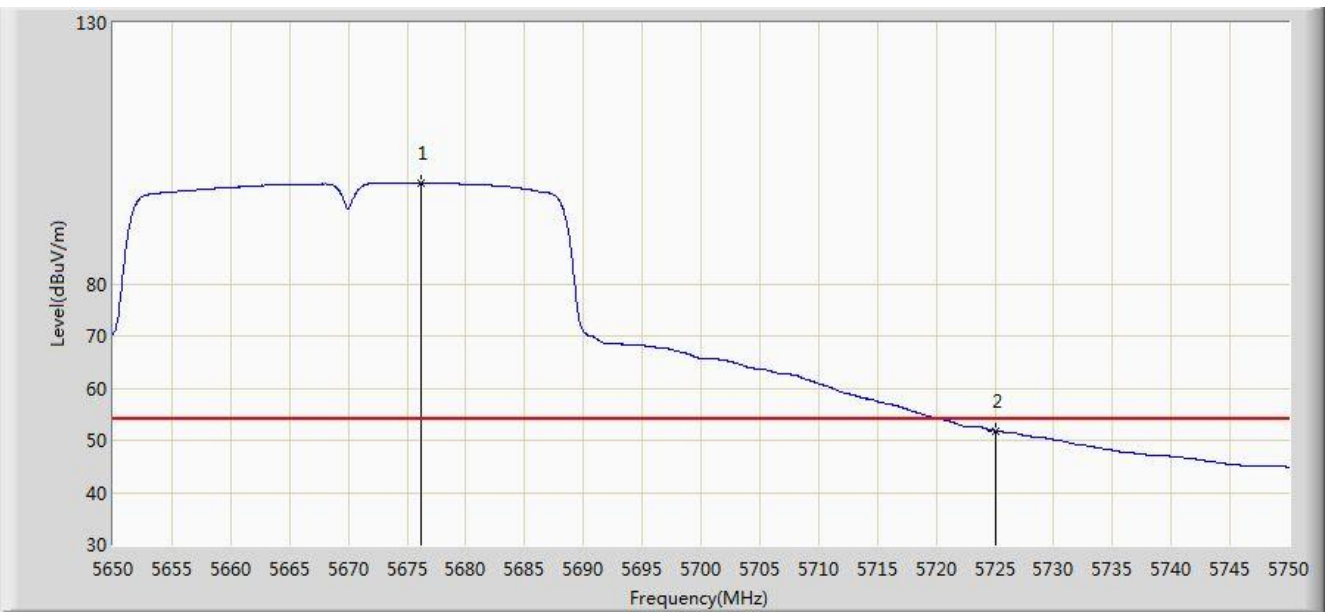


No	Flag	Mark	Frequency (MHz)	Measure Level (dBuV/m)	Reading Level (dBuV)	Over Limit (dB)	Limit (dBuV/m)	Factor (dB)	Type
1		*	5673.100	111.532	106.772	N/A	N/A	4.760	PK
2			5725.000	67.770	62.741	-6.230	74.000	5.029	PK
3			5727.600	68.366	63.320	-5.634	74.000	5.046	PK

Note: Measure Level (dB μ V/m) = Reading Level (dB μ V) + Factor (dB)

Factor (dB) = Cable Loss (dB) + Antenna Factor (dB) (dB/m) - Pre_Amplifier Gain (dB)

Site: AC1	Time: 2017/07/21 - 16:09
Limit: FCC_Part15.209_RE(3m)	Engineer: Kevin Ker
Probe: BBHA9120D_1GHz_18GHz	Polarity: Horizontal
EUT: AC220 Wi-Fi AP OD small omni antenna US	Power: DC 54V
Test Mode: Transmit by 802.11ac-VHT40 at Channel 5670MHz Ant 2	

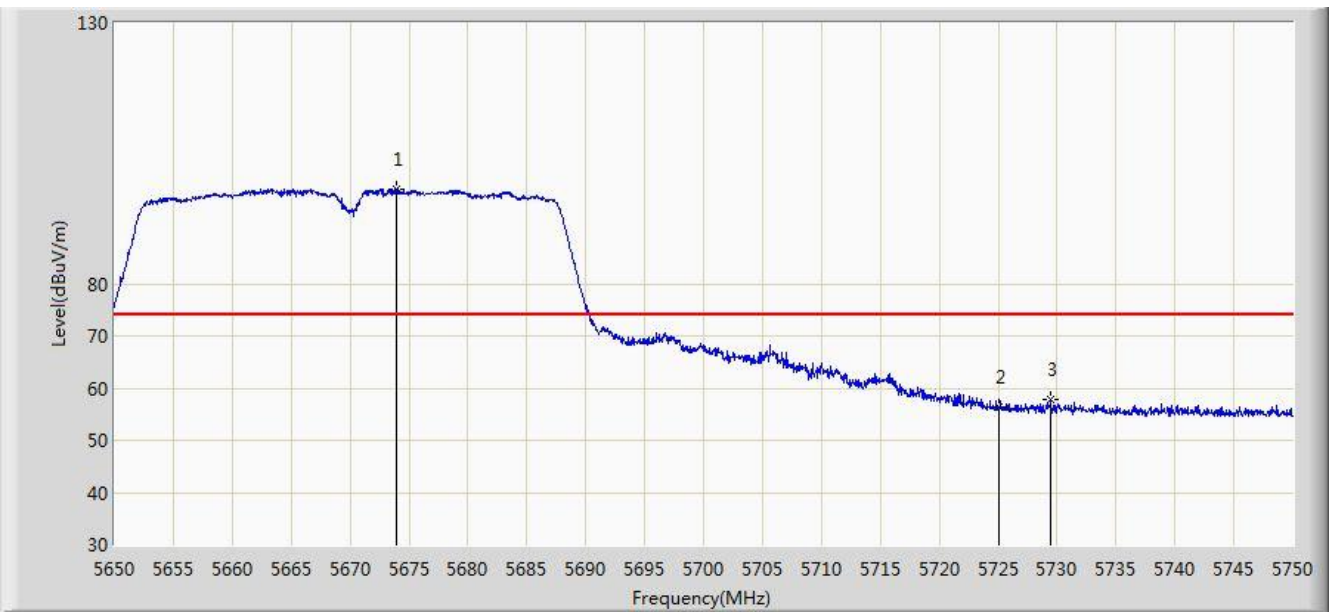


No	Flag	Mark	Frequency (MHz)	Measure Level (dBuV/m)	Reading Level (dBuV)	Over Limit (dB)	Limit (dBuV/m)	Factor (dB)	Type
1		*	5676.250	99.301	94.529	N/A	N/A	4.772	AV
2			5725.000	51.832	46.803	-2.168	54.000	5.029	AV

Note: Measure Level (dBuV/m) = Reading Level (dBuV) + Factor (dB)

Factor (dB) = Cable Loss (dB) + Antenna Factor (dB) (dB/m) - Pre_Amplifier Gain (dB)

Site: AC1	Time: 2017/07/21 - 16:09
Limit: FCC_Part15.209_RE(3m)	Engineer: Kevin Ker
Probe: BBHA9120D_1GHz_18GHz	Polarity: Vertical
EUT: AC220 Wi-Fi AP OD small omni antenna US	Power: DC 54V
Test Mode: Transmit by 802.11ac-VHT40 at Channel 5670MHz Ant 2	

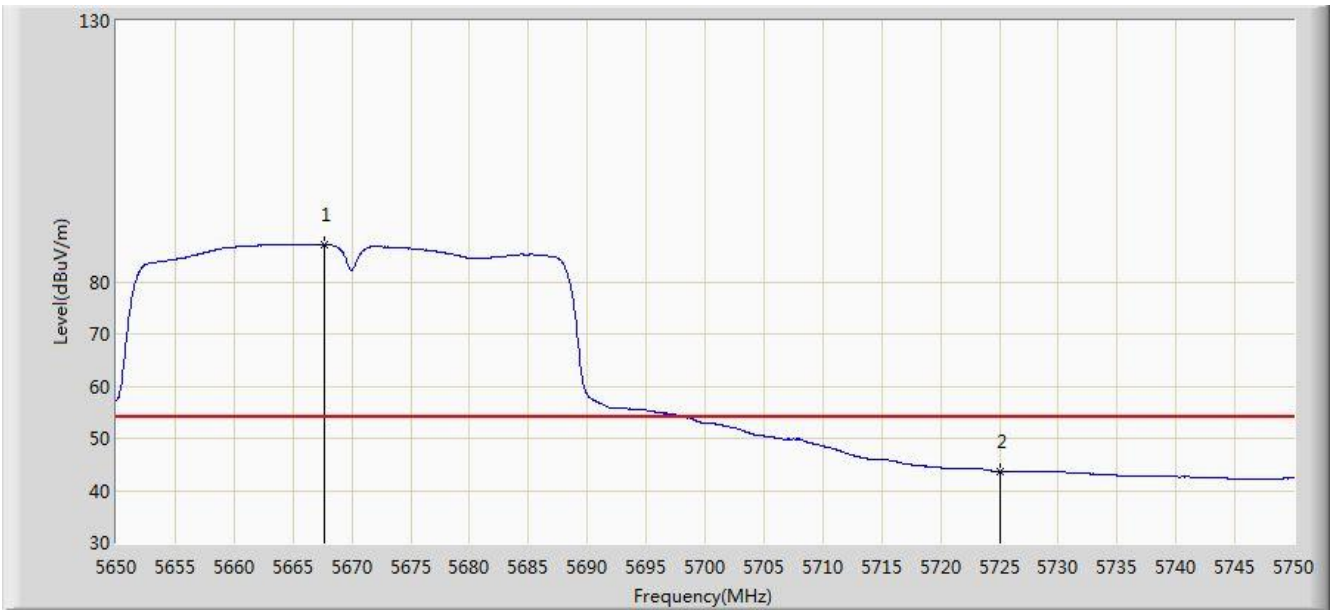


No	Flag	Mark	Frequency (MHz)	Measure Level (dBuV/m)	Reading Level (dBuV)	Over Limit (dB)	Limit (dBuV/m)	Factor (dB)	Type
1		*	5673.900	98.257	93.494	N/A	N/A	4.762	PK
2			5725.000	56.327	51.298	-17.673	74.000	5.029	PK
3			5729.450	57.855	52.798	-16.145	74.000	5.058	PK

Note: Measure Level (dBμV/m) = Reading Level (dBμV) + Factor (dB)

Factor (dB) = Cable Loss (dB) + Antenna Factor (dB) (dB/m) - Pre_Amplifier Gain (dB)

Site: AC1	Time: 2017/07/21 - 16:12
Limit: FCC_Part15.209_RE(3m)	Engineer: Kevin Ker
Probe: BBHA9120D_1GHz_18GHz	Polarity: Vertical
EUT: AC220 Wi-Fi AP OD small omni antenna US	Power: DC 54V
Test Mode: Transmit by 802.11ac-VHT40 at Channel 5670MHz Ant 2	

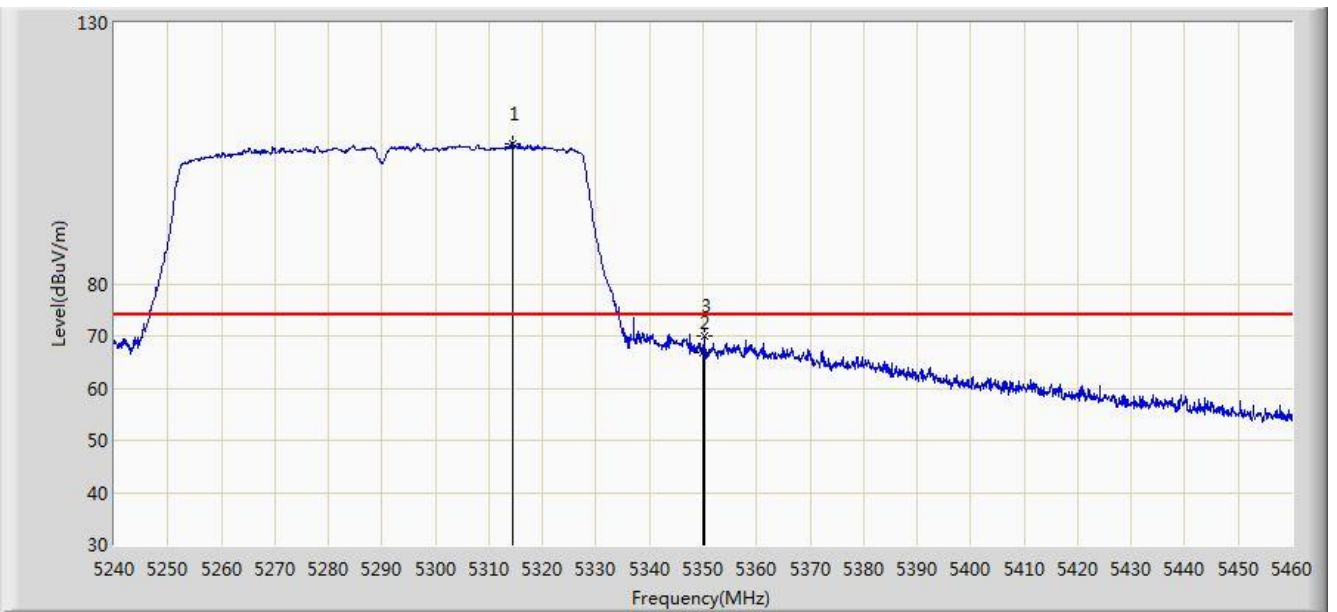


No	Flag	Mark	Frequency (MHz)	Measure Level (dBuV/m)	Reading Level (dBuV)	Over Limit (dB)	Limit (dBuV/m)	Factor (dB)	Type
1		*	5667.700	87.039	82.301	N/A	N/A	4.737	AV
2			5725.000	43.656	38.627	-10.344	54.000	5.029	AV

Note: Measure Level (dBuV/m) = Reading Level (dBuV) + Factor (dB)

Factor (dB) = Cable Loss (dB) + Antenna Factor (dB) (dB/m) - Pre_Amplifier Gain (dB)

Site: AC1	Time: 2017/07/21 - 16:56
Limit: FCC_Part15.209_RE(3m)	Engineer: Kevin Ker
Probe: BBHA9120D_1GHz_18GHz	Polarity: Horizontal
EUT: AC220 Wi-Fi AP OD small omni antenna US	Power: DC 54V
Test Mode: Transmit by 802.11ac-VHT80 at Channel 5290MHz Ant 2	

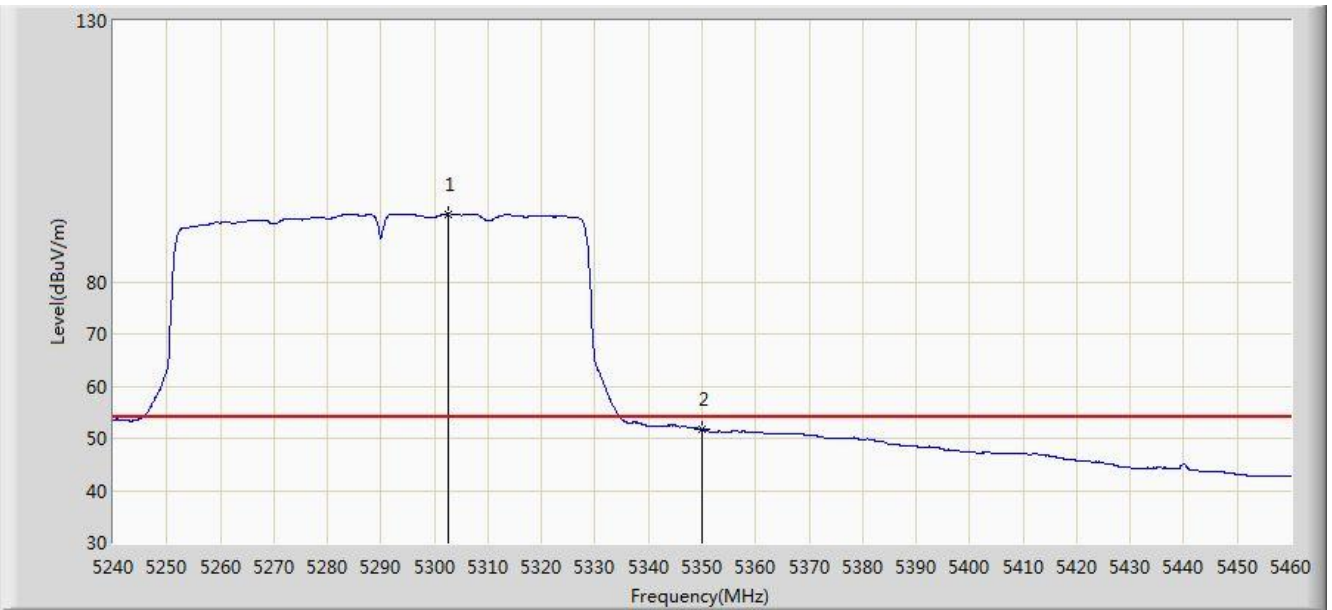


No	Flag	Mark	Frequency (MHz)	Measure Level (dBuV/m)	Reading Level (dBuV)	Over Limit (dB)	Limit (dBuV/m)	Factor (dB)	Type
1		*	5314.470	106.875	103.037	N/A	N/A	3.838	PK
2			5350.000	66.943	63.038	-7.057	74.000	3.904	PK
3			5350.220	70.090	66.185	-3.910	74.000	3.906	PK

Note: Measure Level (dB μ V/m) = Reading Level (dB μ V) + Factor (dB)

Factor (dB) = Cable Loss (dB) + Antenna Factor (dB) (dB/m) - Pre_Amplifier Gain (dB)

Site: AC1	Time: 2017/07/21 - 16:56
Limit: FCC_Part15.209_RE(3m)	Engineer: Kevin Ker
Probe: BBHA9120D_1GHz_18GHz	Polarity: Horizontal
EUT: AC220 Wi-Fi AP OD small omni antenna US	Power: DC 54V
Test Mode: Transmit by 802.11ac-VHT80 at Channel 5290MHz Ant 2	

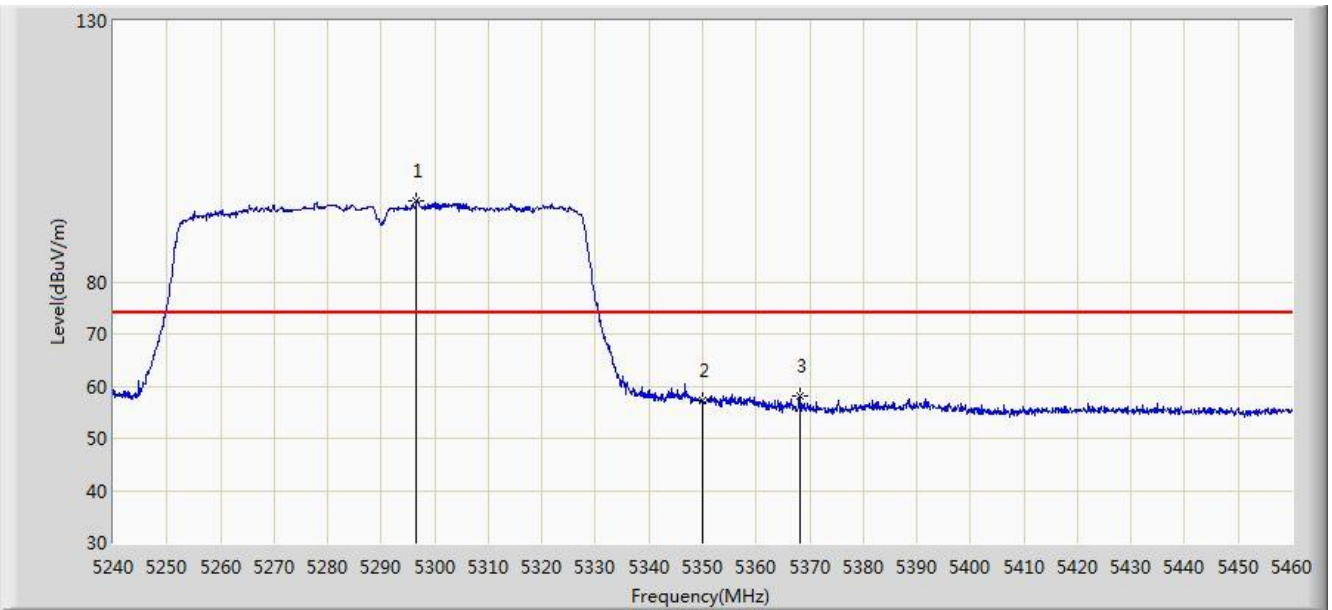


No	Flag	Mark	Frequency (MHz)	Measure Level (dBuV/m)	Reading Level (dBuV)	Over Limit (dB)	Limit (dBuV/m)	Factor (dB)	Type
1		*	5302.480	93.039	89.223	N/A	N/A	3.816	AV
2			5350.000	51.633	47.728	-2.367	54.000	3.904	AV

Note: Measure Level (dBμV/m) = Reading Level (dBμV) + Factor (dB)

Factor (dB) = Cable Loss (dB) + Antenna Factor (dB) (dB/m) - Pre_Amplifier Gain (dB)

Site: AC1	Time: 2017/07/21 - 16:57
Limit: FCC_Part15.209_RE(3m)	Engineer: Kevin Ker
Probe: BBHA9120D_1GHz_18GHz	Polarity: Vertical
EUT: AC220 Wi-Fi AP OD small omni antenna US	Power: DC 54V
Test Mode: Transmit by 802.11ac-VHT80 at Channel 5290MHz Ant 2	

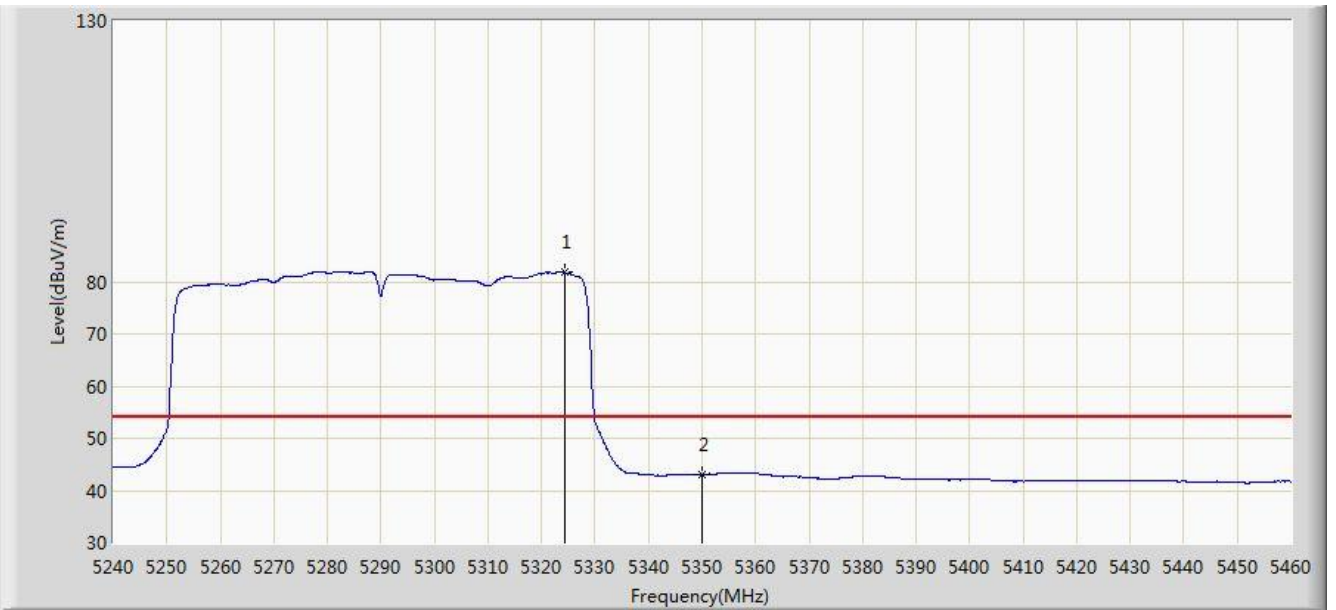


No	Flag	Mark	Frequency (MHz)	Measure Level (dBuV/m)	Reading Level (dBuV)	Over Limit (dB)	Limit (dBuV/m)	Factor (dB)	Type
1		*	5296.650	95.462	91.646	N/A	N/A	3.815	PK
2			5350.000	57.215	53.310	-16.785	74.000	3.904	PK
3			5368.260	58.204	54.266	-15.796	74.000	3.938	PK

Note: Measure Level (dBμV/m) = Reading Level (dBμV) + Factor (dB)

Factor (dB) = Cable Loss (dB) + Antenna Factor (dB) (dB/m) - Pre_Amplifier Gain (dB)

Site: AC1	Time: 2017/07/21 - 17:07
Limit: FCC_Part15.209_RE(3m)	Engineer: Kevin Ker
Probe: BBHA9120D_1GHz_18GHz	Polarity: Vertical
EUT: AC220 Wi-Fi AP OD small omni antenna US	Power: DC 54V
Test Mode: Transmit by 802.11ac-VHT80 at Channel 5290MHz Ant 2	

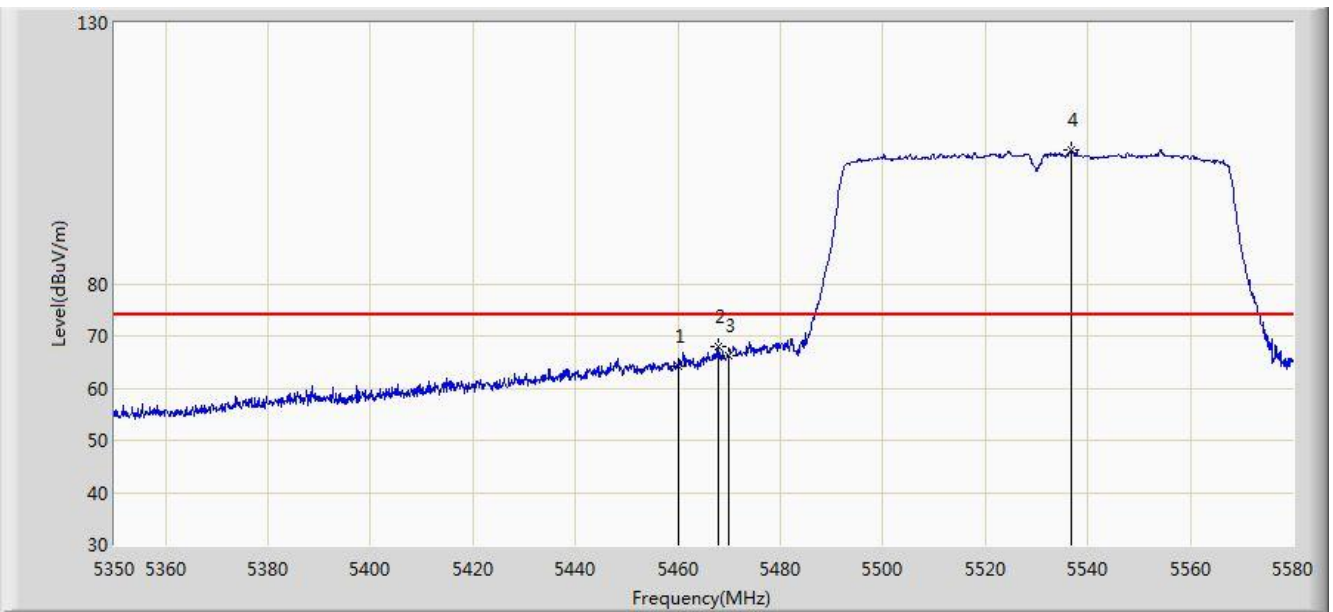


No	Flag	Mark	Frequency (MHz)	Measure Level (dBuV/m)	Reading Level (dBuV)	Over Limit (dB)	Limit (dBuV/m)	Factor (dB)	Type
1		*	5324.370	81.749	77.892	N/A	N/A	3.858	AV
2			5350.000	43.122	39.217	-10.878	54.000	3.904	AV

Note: Measure Level (dBμV/m) = Reading Level (dBμV) + Factor (dB)

Factor (dB) = Cable Loss (dB) + Antenna Factor (dB) (dB/m) - Pre_Amplifier Gain (dB)

Site: AC1	Time: 2017/07/21 - 17:20
Limit: FCC_Part15.209_RE(3m)	Engineer: Kevin Ker
Probe: BBHA9120D_1GHz_18GHz	Polarity: Horizontal
EUT: AC220 Wi-Fi AP OD small omni antenna US	Power: DC 54V
Test Mode: Transmit by 802.11ac-VHT80 at Channel 5530MHz Ant 2	

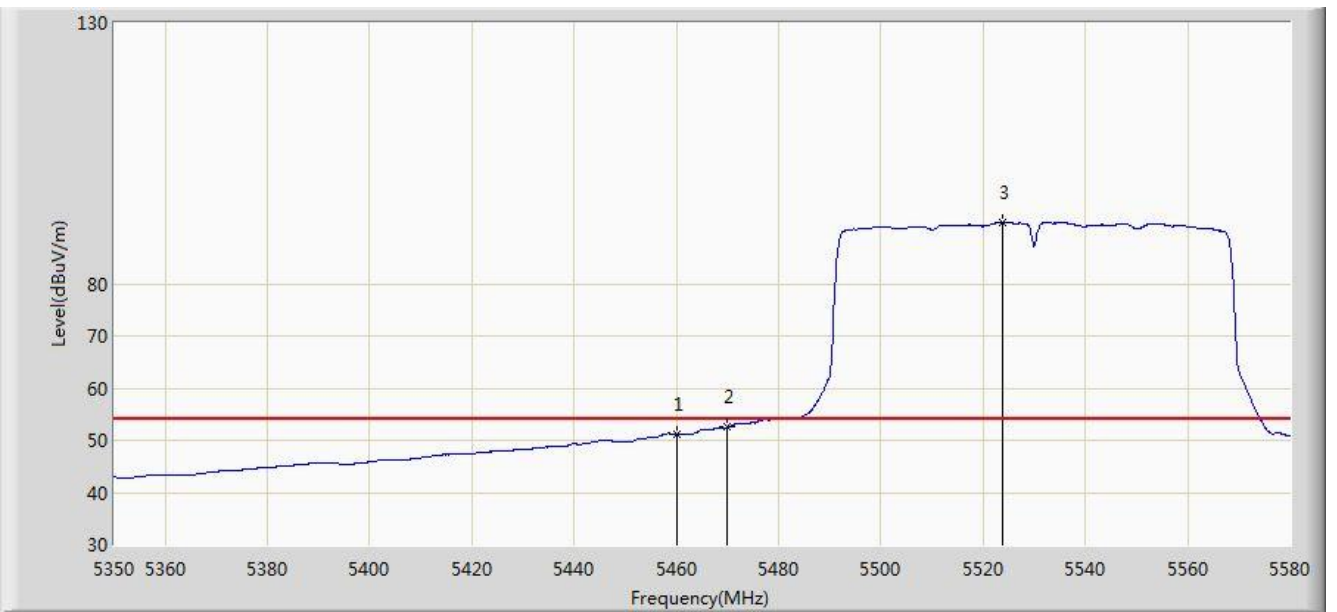


No	Flag	Mark	Frequency (MHz)	Measure Level (dBuV/m)	Reading Level (dBuV)	Over Limit (dB)	Limit (dBuV/m)	Factor (dB)	Type
1			5460.000	64.274	60.094	-9.726	74.000	4.180	PK
2			5467.990	68.073	63.875	-5.927	74.000	4.198	PK
3			5470.000	66.186	61.984	-7.814	74.000	4.202	PK
4		*	5536.760	105.657	101.275	N/A	N/A	4.382	PK

Note: Measure Level (dB μ V/m) = Reading Level (dB μ V) + Factor (dB)

Factor (dB) = Cable Loss (dB) + Antenna Factor (dB) (dB/m) - Pre_Amplifier Gain (dB)

Site: AC1	Time: 2017/07/21 - 17:19
Limit: FCC_Part15.209_RE(3m)	Engineer: Kevin Ker
Probe: BBHA9120D_1GHz_18GHz	Polarity: Horizontal
EUT: AC220 Wi-Fi AP OD small omni antenna US	Power: DC 54V
Test Mode: Transmit by 802.11ac-VHT80 at Channel 5530MHz Ant 2	

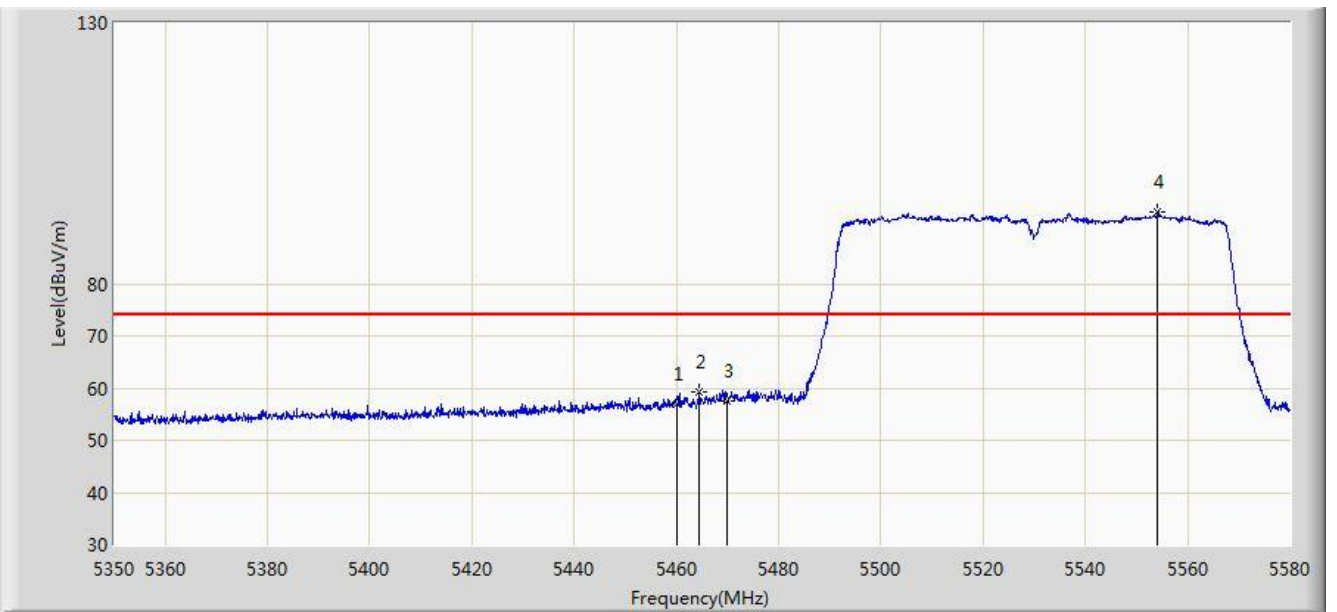


No	Flag	Mark	Frequency (MHz)	Measure Level (dBuV/m)	Reading Level (dBuV)	Over Limit (dB)	Limit (dBuV/m)	Factor (dB)	Type
1			5460.000	51.176	46.996	-2.824	54.000	4.180	AV
2			5470.000	52.511	48.309	-1.489	54.000	4.202	AV
3		*	5523.765	91.854	87.512	N/A	N/A	4.343	AV

Note: Measure Level (dBμV/m) = Reading Level (dBμV) + Factor (dB)

Factor (dB) = Cable Loss (dB) + Antenna Factor (dB) (dB/m) - Pre_Amplifier Gain (dB)

Site: AC1	Time: 2017/07/21 - 17:21
Limit: FCC_Part15.209_RE(3m)	Engineer: Kevin Ker
Probe: BBHA9120D_1GHz_18GHz	Polarity: Vertical
EUT: AC220 Wi-Fi AP OD small omni antenna US	Power: DC 54V
Test Mode: Transmit by 802.11ac-VHT80 at Channel 5530MHz Ant 2	

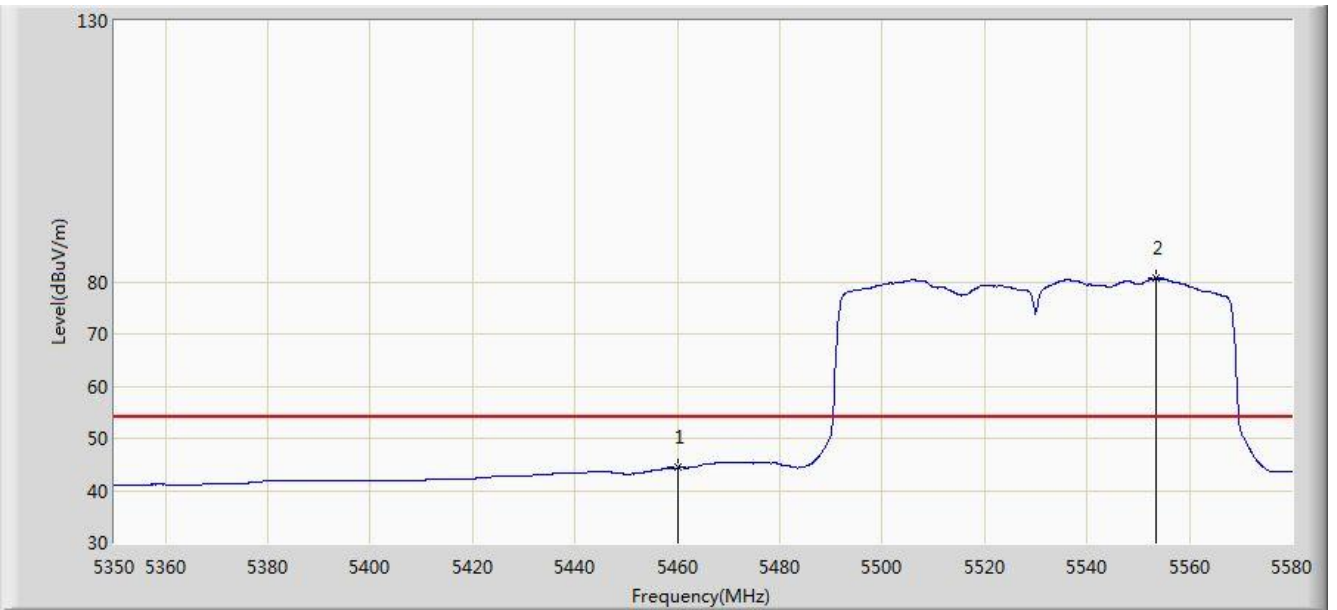


No	Flag	Mark	Frequency (MHz)	Measure Level (dBuV/m)	Reading Level (dBuV)	Over Limit (dB)	Limit (dBuV/m)	Factor (dB)	Type
1			5460.000	56.987	52.807	-17.013	74.000	4.180	PK
2			5464.540	59.171	54.981	-14.829	74.000	4.191	PK
3			5470.000	57.579	53.377	-16.421	74.000	4.202	PK
4		*	5554.125	93.905	89.476	N/A	N/A	4.429	PK

Note: Measure Level (dB μ V/m) = Reading Level (dB μ V) + Factor (dB)

Factor (dB) = Cable Loss (dB) + Antenna Factor (dB) (dB/m) - Pre_Amplifier Gain (dB)

Site: AC1	Time: 2017/07/21 - 17:24
Limit: FCC_Part15.209_RE(3m)	Engineer: Kevin Ker
Probe: BBHA9120D_1GHz_18GHz	Polarity: Vertical
EUT: AC220 Wi-Fi AP OD small omni antenna US	Power: DC 54V
Test Mode: Transmit by 802.11ac-VHT80 at Channel 5530MHz Ant 2	

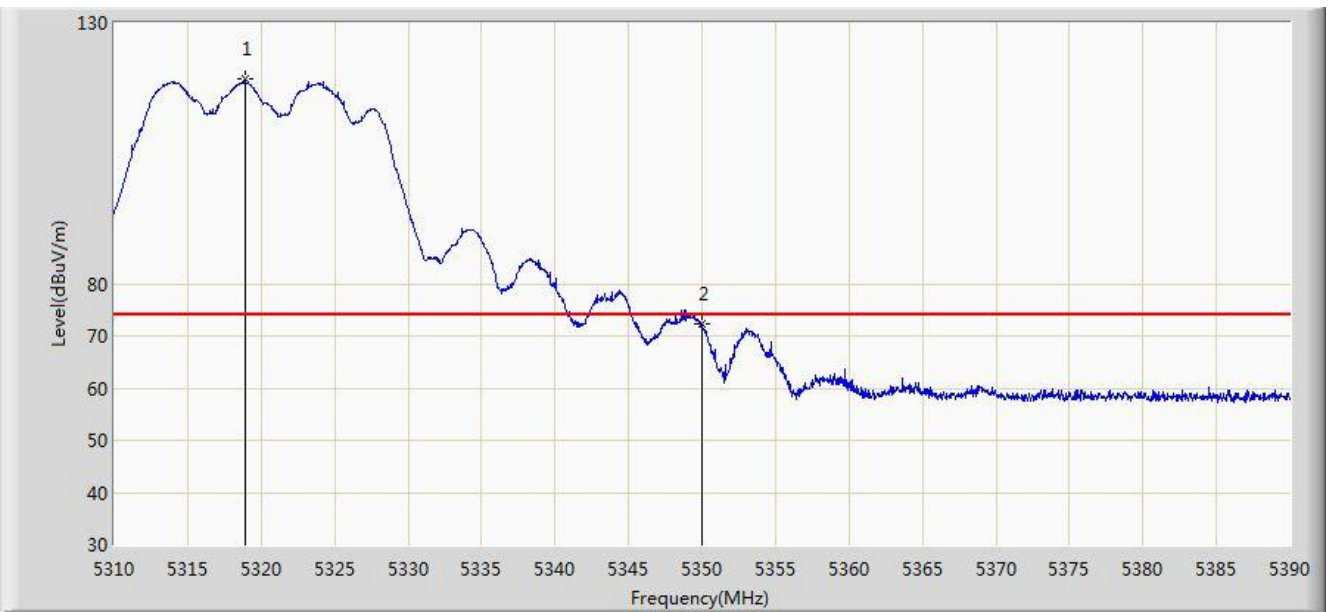


No	Flag	Mark	Frequency (MHz)	Measure Level (dBuV/m)	Reading Level (dBuV)	Over Limit (dB)	Limit (dBuV/m)	Factor (dB)	Type
1			5460.000	44.350	40.170	-9.650	54.000	4.180	AV
2		*	5553.435	80.591	76.164	N/A	N/A	4.427	AV

Note: Measure Level (dBuV/m) = Reading Level (dBuV) + Factor (dB)

Factor (dB) = Cable Loss (dB) + Antenna Factor (dB) (dB/m) - Pre_Amplifier Gain (dB)

Site: AC1	Time: 2017/07/21 - 22:18
Limit: FCC_Part15.209_RE(3m)	Engineer: Kevin Ker
Probe: BBHA9120D_1GHz_18GHz	Polarity: Horizontal
EUT: AC220 Wi-Fi AP OD small omni antenna US	Power: DC 54V
Test Mode: Transmit by 802.11a at Channel 5320MHz Ant 1 + 2 (CDD Mode)	

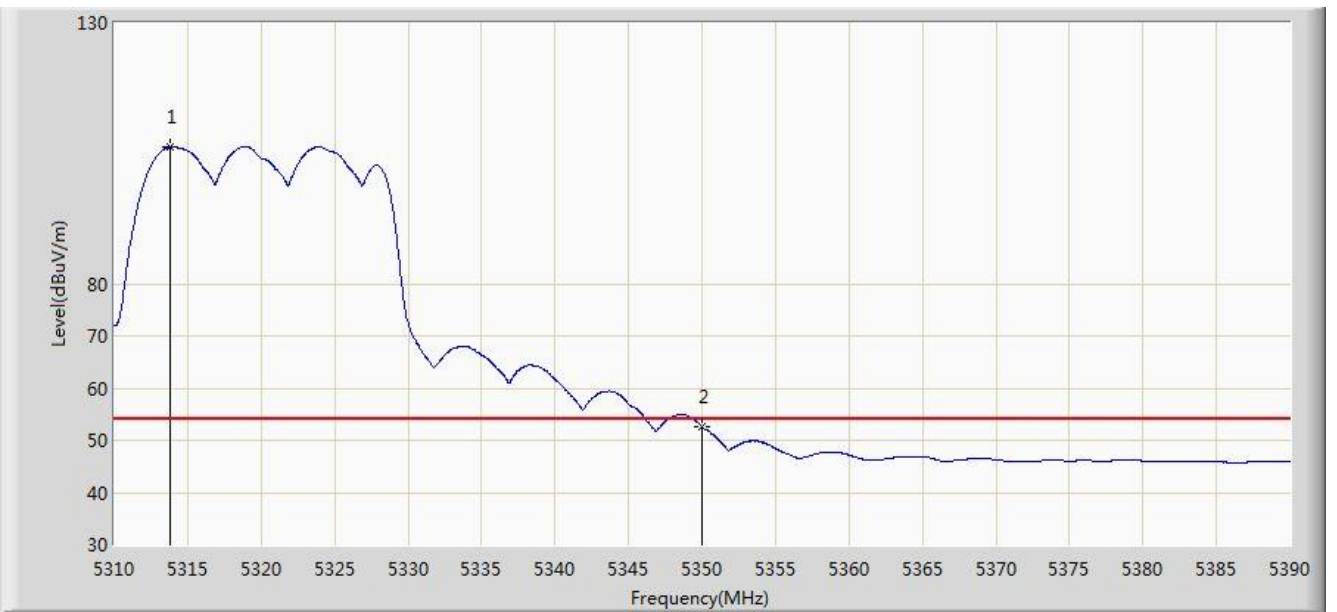


No	Flag	Mark	Frequency (MHz)	Measure Level (dBuV/m)	Reading Level (dBuV)	Over Limit (dB)	Limit (dBuV/m)	Factor (dB)	Type
1		*	5318.880	119.225	115.379	N/A	N/A	3.847	PK
2			5350.000	72.220	68.315	-1.780	74.000	3.904	PK

Note: Measure Level (dBuV/m) = Reading Level (dBuV) + Factor (dB)

Factor (dB) = Cable Loss (dB) + Antenna Factor (dB) (dB/m) - Pre_Amplifier Gain (dB)

Site: AC1	Time: 2017/07/21 - 22:16
Limit: FCC_Part15.209_RE(3m)	Engineer: Kevin Ker
Probe: BBHA9120D_1GHz_18GHz	Polarity: Horizontal
EUT: AC220 Wi-Fi AP OD small omni antenna US	Power: DC 54V
Test Mode: Transmit by 802.11a at Channel 5320MHz Ant 1 + 2 (CDD Mode)	

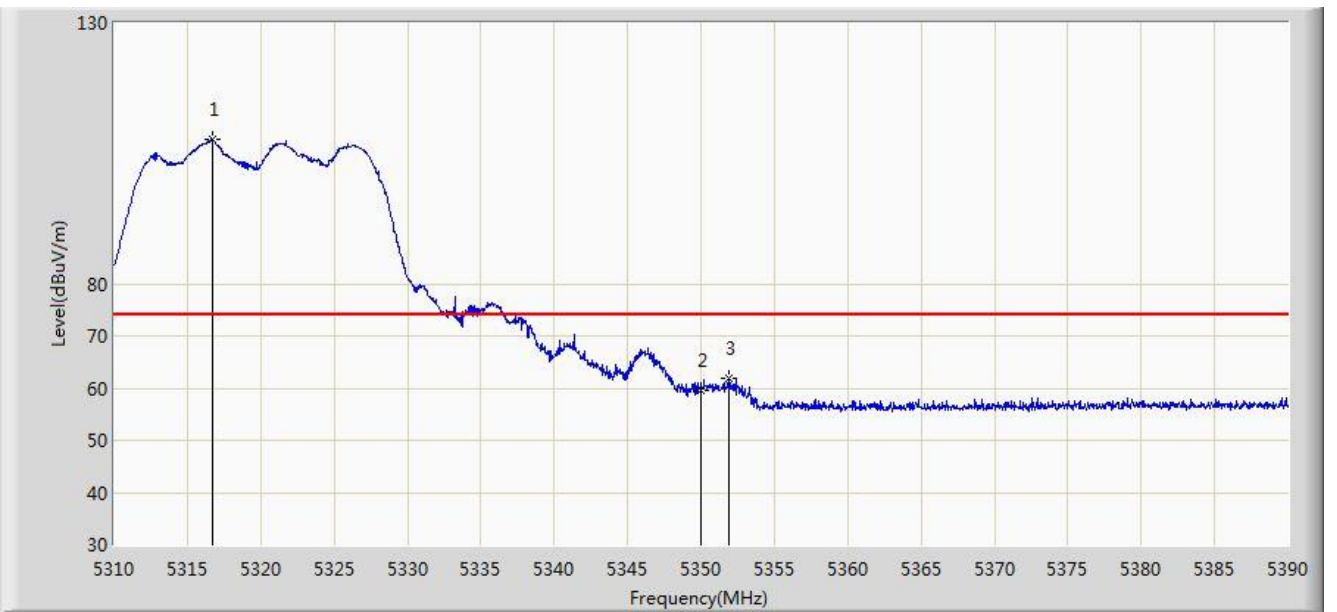


No	Flag	Mark	Frequency (MHz)	Measure Level (dBuV/m)	Reading Level (dBuV)	Over Limit (dB)	Limit (dBuV/m)	Factor (dB)	Type
1		*	5313.800	106.262	102.425	N/A	N/A	3.837	AV
2			5350.000	52.611	48.706	-1.389	54.000	3.904	AV

Note: Measure Level (dB μ V/m) = Reading Level (dB μ V) + Factor (dB)

Factor (dB) = Cable Loss (dB) + Antenna Factor (dB) (dB/m) - Pre_Amplifier Gain (dB)

Site: AC1	Time: 2017/07/21 - 22:19
Limit: FCC_Part15.209_RE(3m)	Engineer: Kevin Ker
Probe: BBHA9120D_1GHz_18GHz	Polarity: Vertical
EUT: AC220 Wi-Fi AP OD small omni antenna US	Power: DC 54V
Test Mode: Transmit by 802.11a at Channel 5320MHz Ant 1 + 2 (CDD Mode)	

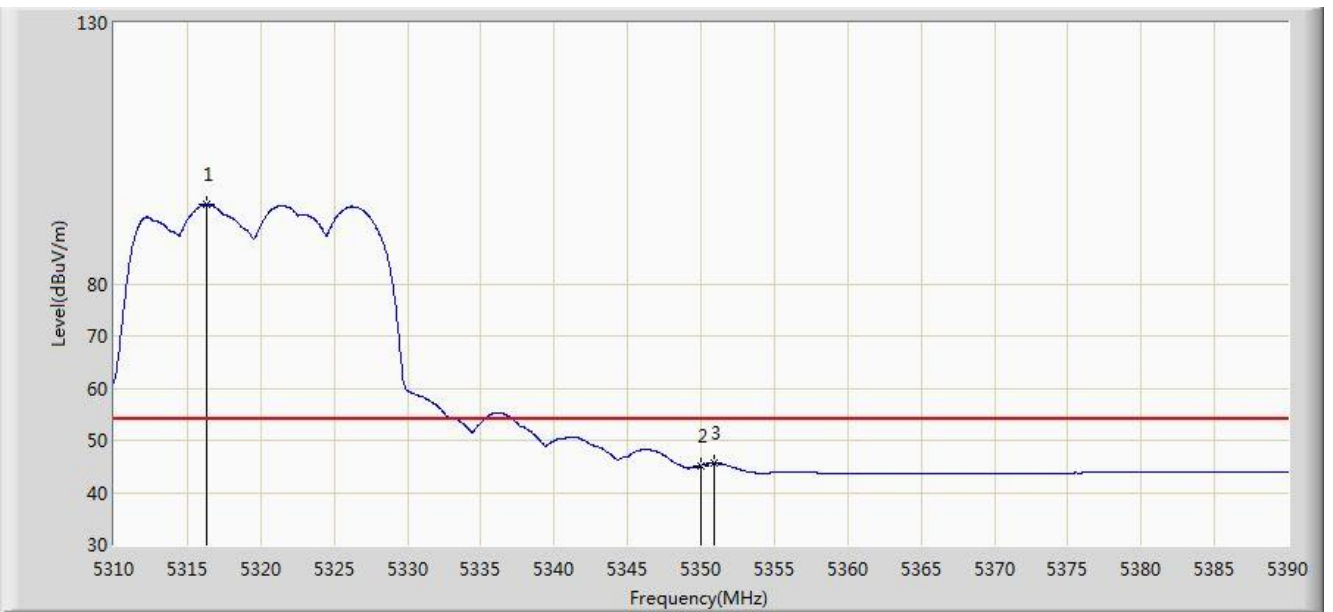


No	Flag	Mark	Frequency (MHz)	Measure Level (dBuV/m)	Reading Level (dBuV)	Over Limit (dB)	Limit (dBuV/m)	Factor (dB)	Type
1		*	5316.680	107.547	103.705	N/A	N/A	3.843	PK
2			5350.000	59.548	55.643	-14.452	74.000	3.904	PK
3			5351.920	61.877	57.969	-12.123	74.000	3.908	PK

Note: Measure Level (dB μ V/m) = Reading Level (dB μ V) + Factor (dB)

Factor (dB) = Cable Loss (dB) + Antenna Factor (dB) (dB/m) - Pre_Amplifier Gain (dB)

Site: AC1	Time: 2017/07/21 - 22:21
Limit: FCC_Part15.209_RE(3m)	Engineer: Kevin Ker
Probe: BBHA9120D_1GHz_18GHz	Polarity: Vertical
EUT: AC220 Wi-Fi AP OD small omni antenna US	Power: DC 54V
Test Mode: Transmit by 802.11a at Channel 5320MHz Ant 1 + 2 (CDD Mode)	

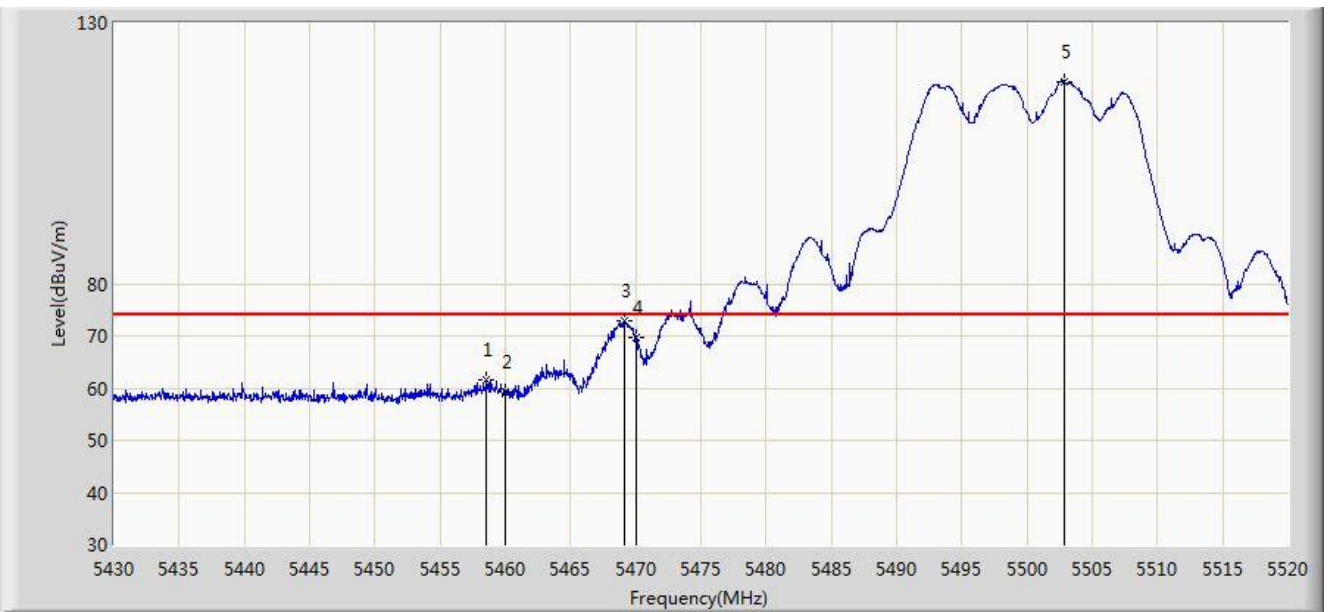


No	Flag	Mark	Frequency (MHz)	Measure Level (dBuV/m)	Reading Level (dBuV)	Over Limit (dB)	Limit (dBuV/m)	Factor (dB)	Type
1		*	5316.320	95.140	91.298	N/A	N/A	3.842	AV
2			5350.000	45.181	41.276	-8.819	54.000	3.904	AV
3			5350.880	45.598	41.692	-8.402	54.000	3.906	AV

Note: Measure Level (dB μ V/m) = Reading Level (dB μ V) + Factor (dB)

Factor (dB) = Cable Loss (dB) + Antenna Factor (dB) (dB/m) - Pre_Amplifier Gain (dB)

Site: AC1	Time: 2017/07/21 - 22:27
Limit: FCC_Part15.209_RE(3m)	Engineer: Kevin Ker
Probe: BBHA9120D_1GHz_18GHz	Polarity: Horizontal
EUT: AC220 Wi-Fi AP OD small omni antenna US	Power: DC 54V
Test Mode: Transmit by 802.11a at Channel 5500MHz Ant 1 + 2 (CDD Mode)	

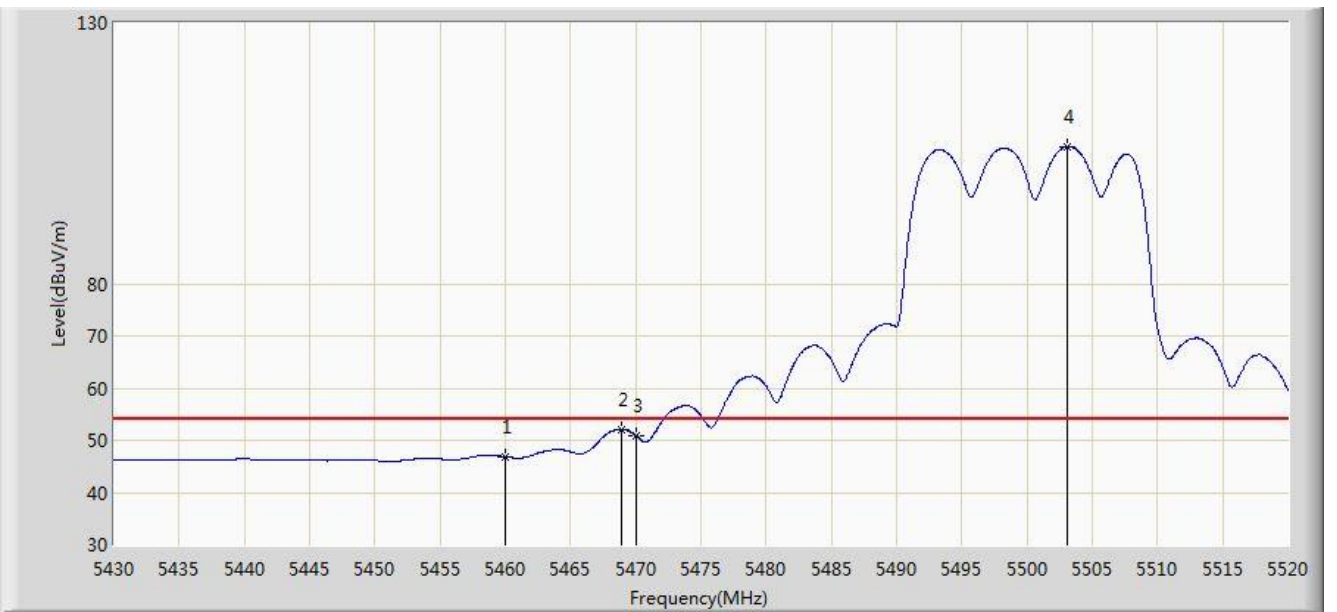


No	Flag	Mark	Frequency (MHz)	Measure Level (dBuV/m)	Reading Level (dBuV)	Over Limit (dB)	Limit (dBuV/m)	Factor (dB)	Type
1			5458.575	61.585	57.408	-12.415	74.000	4.178	PK
2			5460.000	59.196	55.016	-14.804	74.000	4.180	PK
3			5469.150	73.042	68.842	-0.958	74.000	4.201	PK
4			5470.000	69.752	65.550	-4.248	74.000	4.202	PK
5		*	5502.855	118.744	114.464	N/A	N/A	4.281	PK

Note: Measure Level (dB μ V/m) = Reading Level (dB μ V) + Factor (dB)

Factor (dB) = Cable Loss (dB) + Antenna Factor (dB) (dB/m) - Pre_Amplifier Gain (dB)

Site: AC1	Time: 2017/07/21 - 22:28
Limit: FCC_Part15.209_RE(3m)	Engineer: Kevin Ker
Probe: BBHA9120D_1GHz_18GHz	Polarity: Horizontal
EUT: AC220 Wi-Fi AP OD small omni antenna US	Power: DC 54V
Test Mode: Transmit by 802.11a at Channel 5500MHz Ant 1 + 2 (CDD Mode)	

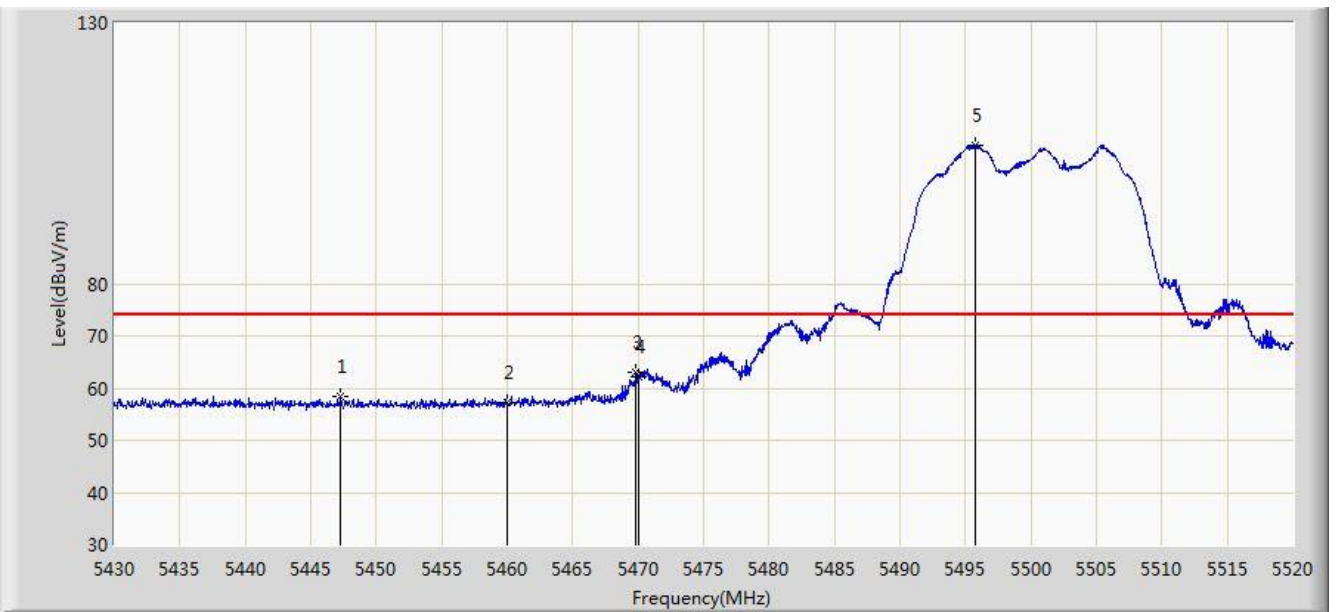


No	Flag	Mark	Frequency (MHz)	Measure Level (dBuV/m)	Reading Level (dBuV)	Over Limit (dB)	Limit (dBuV/m)	Factor (dB)	Type
1			5460.000	46.841	42.661	-7.159	54.000	4.180	AV
2			5468.880	52.063	47.863	-1.937	54.000	4.200	AV
3			5470.000	50.955	46.753	-3.045	54.000	4.202	AV
4		*	5503.035	106.257	101.976	N/A	N/A	4.281	AV

Note: Measure Level (dB μ V/m) = Reading Level (dB μ V) + Factor (dB)

Factor (dB) = Cable Loss (dB) + Antenna Factor (dB) (dB/m) - Pre_Amplifier Gain (dB)

Site: AC1	Time: 2017/07/21 - 22:30
Limit: FCC_Part15.209_RE(3m)	Engineer: Kevin Ker
Probe: BBHA9120D_1GHz_18GHz	Polarity: Vertical
EUT: AC220 Wi-Fi AP OD small omni antenna US	Power: DC 54V
Test Mode: Transmit by 802.11a at Channel 5500MHz Ant 1 + 2 (CDD Mode)	

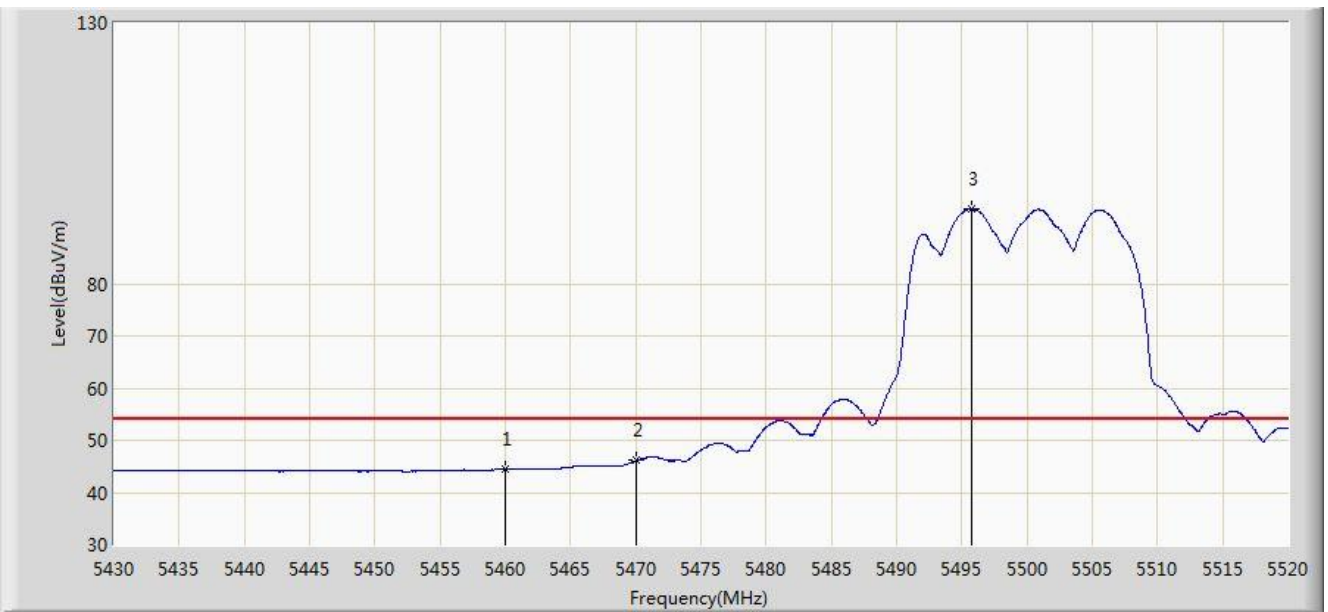


No	Flag	Mark	Frequency (MHz)	Measure Level (dBuV/m)	Reading Level (dBuV)	Over Limit (dB)	Limit (dBuV/m)	Factor (dB)	Type
1			5447.280	58.429	54.283	-15.571	74.000	4.146	PK
2			5460.000	57.118	52.938	-16.882	74.000	4.180	PK
3			5469.825	63.014	58.812	-10.986	74.000	4.202	PK
4			5470.000	62.059	57.857	-11.941	74.000	4.202	PK
5		*	5495.790	106.517	102.256	N/A	N/A	4.261	PK

Note: Measure Level (dB μ V/m) = Reading Level (dB μ V) + Factor (dB)

Factor (dB) = Cable Loss (dB) + Antenna Factor (dB) (dB/m) - Pre_Amplifier Gain (dB)

Site: AC1	Time: 2017/07/21 - 22:32
Limit: FCC_Part15.209_RE(3m)	Engineer: Kevin Ker
Probe: BBHA9120D_1GHz_18GHz	Polarity: Vertical
EUT: AC220 Wi-Fi AP OD small omni antenna US	Power: DC 54V
Test Mode: Transmit by 802.11a at Channel 5500MHz Ant 1 + 2 (CDD Mode)	

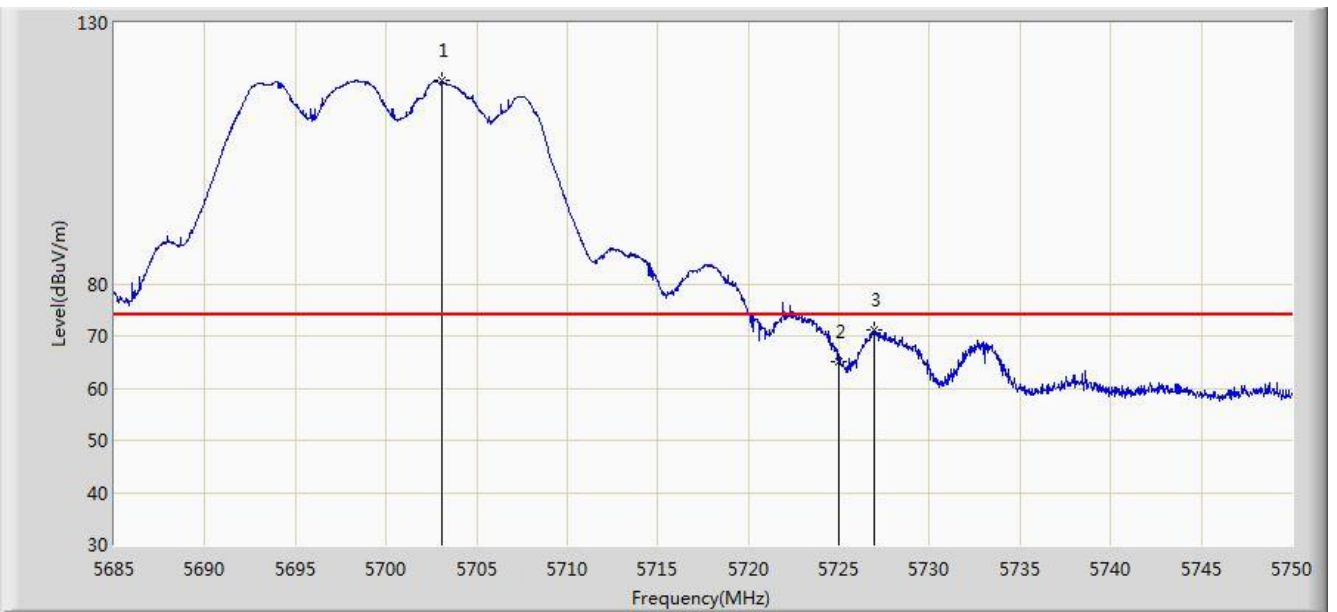


No	Flag	Mark	Frequency (MHz)	Measure Level (dBuV/m)	Reading Level (dBuV)	Over Limit (dB)	Limit (dBuV/m)	Factor (dB)	Type
1			5460.000	44.430	40.250	-9.570	54.000	4.180	AV
2			5470.000	46.123	41.921	-7.877	54.000	4.202	AV
3		*	5495.745	94.282	90.021	N/A	N/A	4.261	AV

Note: Measure Level (dB μ V/m) = Reading Level (dB μ V) + Factor (dB)

Factor (dB) = Cable Loss (dB) + Antenna Factor (dB) (dB/m) - Pre_Amplifier Gain (dB)

Site: AC1	Time: 2017/07/21 - 22:39
Limit: FCC_Part15.209_RE(3m)	Engineer: Kevin Ker
Probe: BBHA9120D_1GHz_18GHz	Polarity: Horizontal
EUT: AC220 Wi-Fi AP OD small omni antenna US	Power: DC 54V
Test Mode: Transmit by 802.11a at Channel 5700MHz Ant 1 + 2 (CDD Mode)	

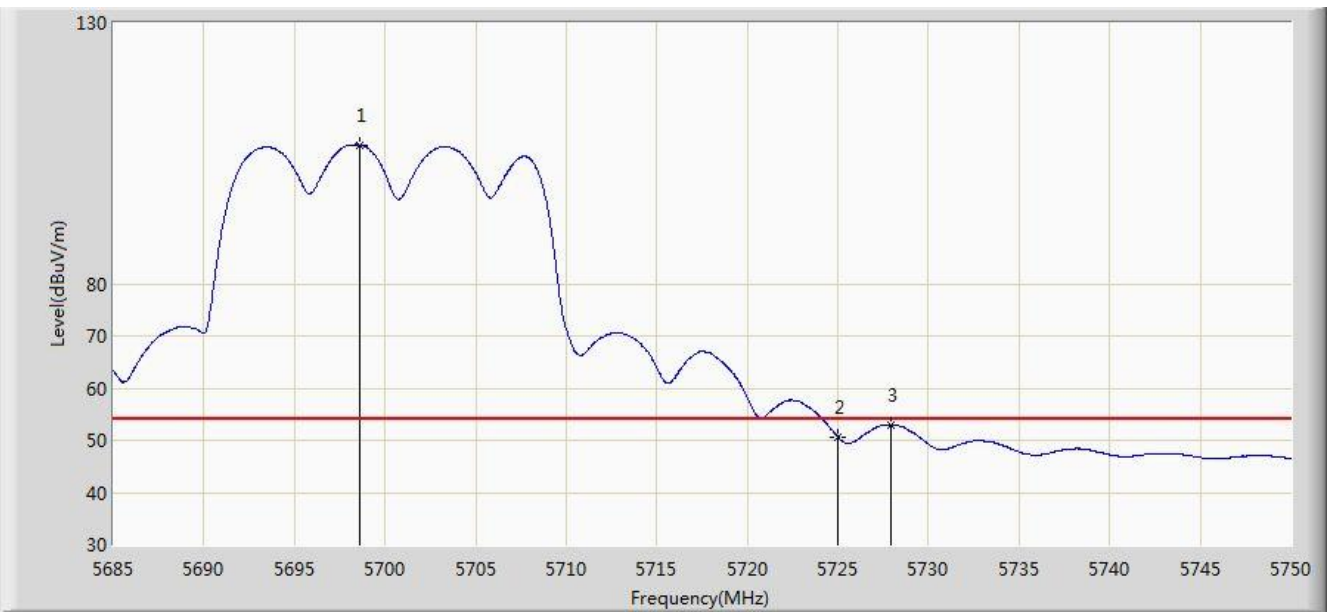


No	Flag	Mark	Frequency (MHz)	Measure Level (dBuV/m)	Reading Level (dBuV)	Over Limit (dB)	Limit (dBuV/m)	Factor (dB)	Type
1		*	5703.103	118.989	114.094	N/A	N/A	4.895	PK
2			5725.000	65.017	59.988	-8.983	74.000	5.029	PK
3			5726.925	71.232	66.191	-2.768	74.000	5.040	PK

Note: Measure Level (dB μ V/m) = Reading Level (dB μ V) + Factor (dB)

Factor (dB) = Cable Loss (dB) + Antenna Factor (dB) (dB/m) - Pre_Amplifier Gain (dB)

Site: AC1	Time: 2017/07/21 - 22:38
Limit: FCC_Part15.209_RE(3m)	Engineer: Kevin Ker
Probe: BBHA9120D_1GHz_18GHz	Polarity: Horizontal
EUT: AC220 Wi-Fi AP OD small omni antenna US	Power: DC 54V
Test Mode: Transmit by 802.11a at Channel 5700MHz Ant 1 + 2 (CDD Mode)	

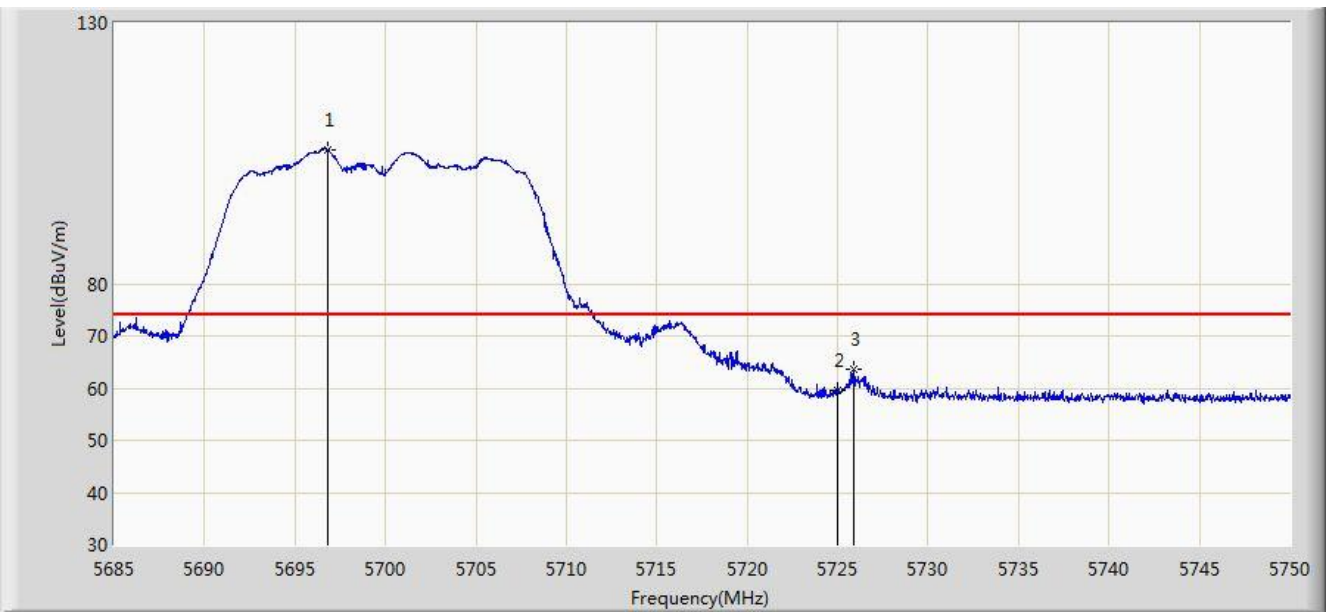


No	Flag	Mark	Frequency (MHz)	Measure Level (dBuV/m)	Reading Level (dBuV)	Over Limit (dB)	Limit (dBuV/m)	Factor (dB)	Type
1		*	5698.618	106.608	101.737	N/A	N/A	4.871	AV
2			5725.000	50.671	45.642	-3.329	54.000	5.029	AV
3			5727.933	52.988	47.940	-1.012	54.000	5.047	AV

Note: Measure Level (dB μ V/m) = Reading Level (dB μ V) + Factor (dB)

Factor (dB) = Cable Loss (dB) + Antenna Factor (dB) (dB/m) - Pre_Amplifier Gain (dB)

Site: AC1	Time: 2017/07/21 - 22:40
Limit: FCC_Part15.209_RE(3m)	Engineer: Kevin Ker
Probe: BBHA9120D_1GHz_18GHz	Polarity: Vertical
EUT: AC220 Wi-Fi AP OD small omni antenna US	Power: DC 54V
Test Mode: Transmit by 802.11a at Channel 5700MHz Ant 1 + 2 (CDD Mode)	

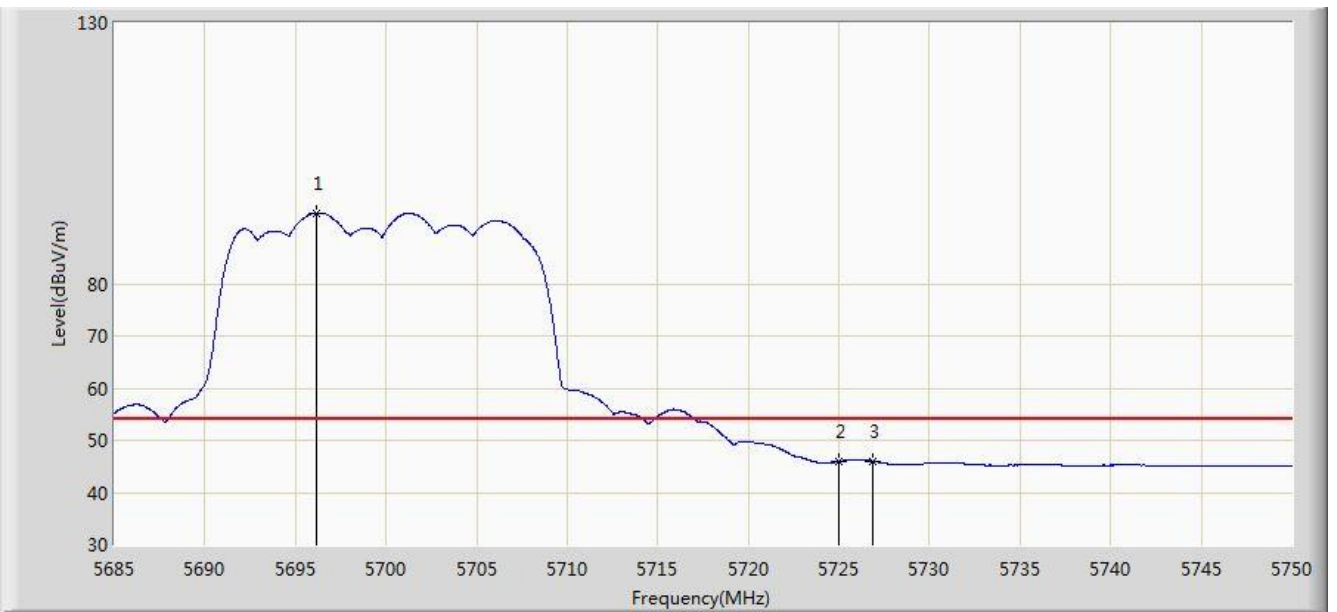


No	Flag	Mark	Frequency (MHz)	Measure Level (dBuV/m)	Reading Level (dBuV)	Over Limit (dB)	Limit (dBuV/m)	Factor (dB)	Type
1		*	5696.797	105.719	100.858	N/A	N/A	4.861	PK
2			5725.000	59.613	54.584	-14.387	74.000	5.029	PK
3			5725.853	63.681	58.647	-10.319	74.000	5.035	PK

Note: Measure Level (dB μ V/m) = Reading Level (dB μ V) + Factor (dB)

Factor (dB) = Cable Loss (dB) + Antenna Factor (dB) (dB/m) - Pre_Amplifier Gain (dB)

Site: AC1	Time: 2017/07/21 - 22:43
Limit: FCC_Part15.209_RE(3m)	Engineer: Kevin Ker
Probe: BBHA9120D_1GHz_18GHz	Polarity: Vertical
EUT: AC220 Wi-Fi AP OD small omni antenna US	Power: DC 54V
Test Mode: Transmit by 802.11a at Channel 5700MHz Ant 1 + 2 (CDD Mode)	

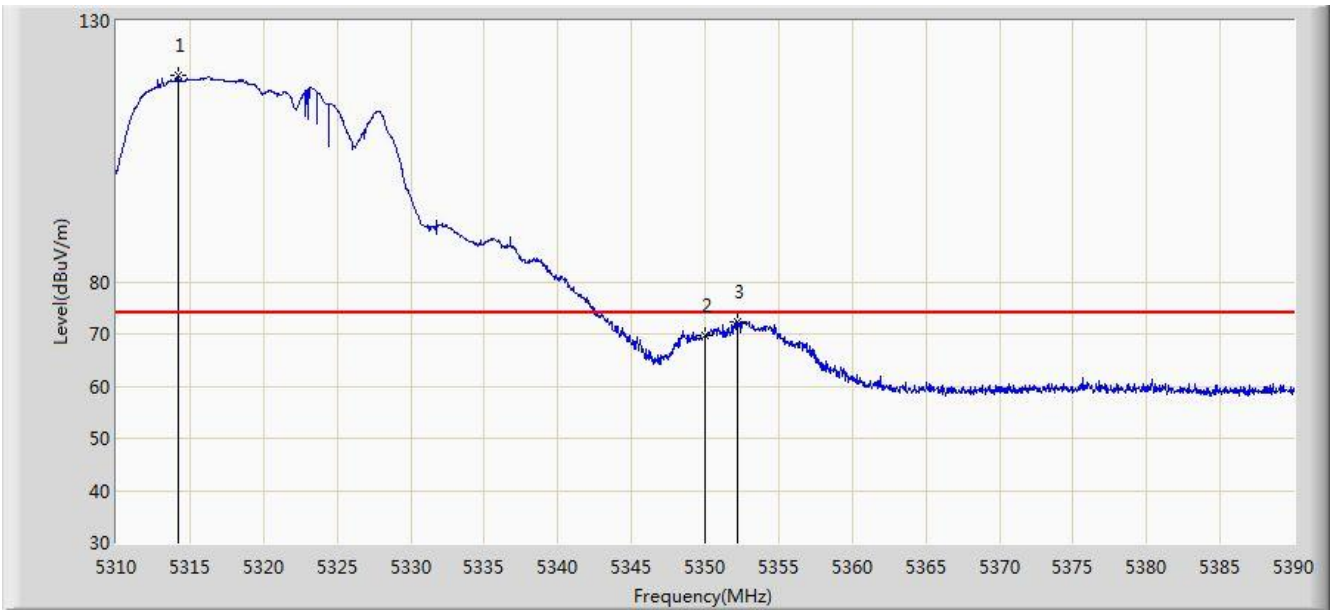


No	Flag	Mark	Frequency (MHz)	Measure Level (dBuV/m)	Reading Level (dBuV)	Over Limit (dB)	Limit (dBuV/m)	Factor (dB)	Type
1		*	5696.180	93.587	88.729	N/A	N/A	4.859	AV
2			5725.000	45.946	40.917	-8.054	54.000	5.029	AV
3			5726.828	46.021	40.980	-7.979	54.000	5.040	AV

Note: Measure Level (dBμV/m) = Reading Level (dBμV) + Factor (dB)

Factor (dB) = Cable Loss (dB) + Antenna Factor (dB) (dB/m) - Pre_Amplifier Gain (dB)

Site: AC1	Time: 2017/07/21 - 23:15
Limit: FCC_Part15.209_RE(3m)	Engineer: Kevin Ker
Probe: BBHA9120D_1GHz_18GHz	Polarity: Horizontal
EUT: AC220 Wi-Fi AP OD small omni antenna US	Power: DC 54V
Test Mode: Transmit by 802.11n-HT20 at Channel 5320MHz Ant 1 + 2 (CDD Mode)	

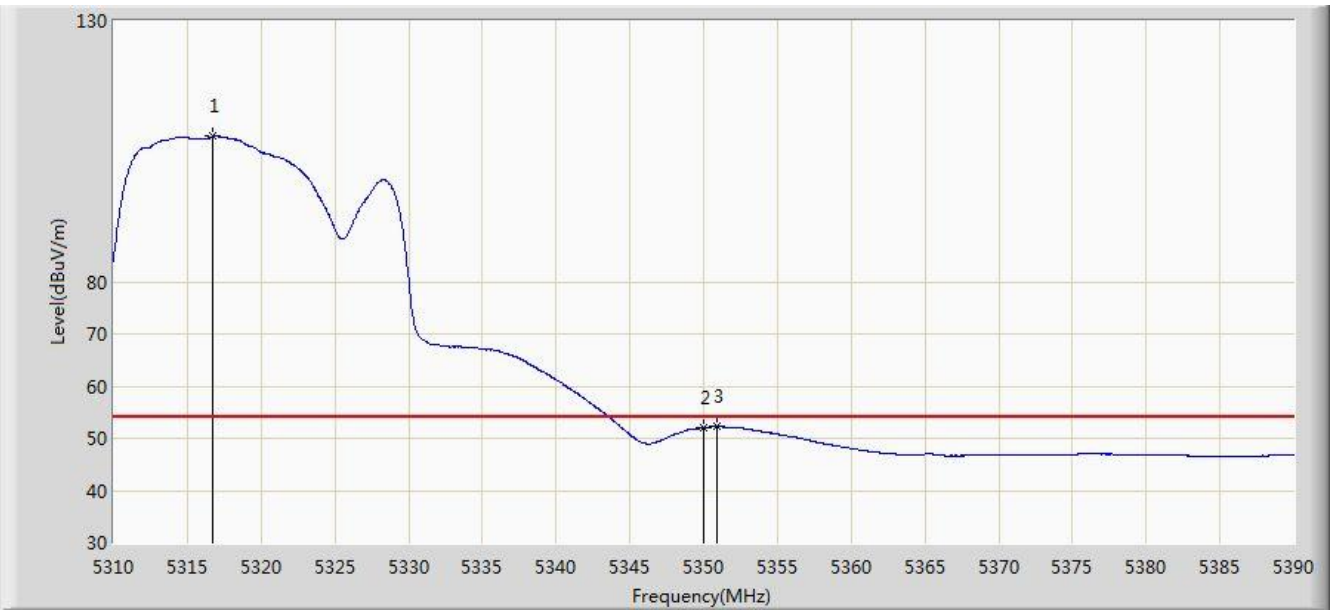


No	Flag	Mark	Frequency (MHz)	Measure Level (dBuV/m)	Reading Level (dBuV)	Over Limit (dB)	Limit (dBuV/m)	Factor (dB)	Type
1		*	5314.200	119.706	115.868	N/A	N/A	3.838	PK
2			5350.000	69.718	65.813	-4.282	74.000	3.904	PK
3			5352.200	72.232	68.323	-1.768	74.000	3.908	PK

Note: Measure Level (dBuV/m) = Reading Level (dBuV) + Factor (dB)

Factor (dB) = Cable Loss (dB) + Antenna Factor (dB) (dB/m) - Pre_Amplifier Gain (dB)

Site: AC1	Time: 2017/07/21 - 23:17
Limit: FCC_Part15.209_RE(3m)	Engineer: Kevin Ker
Probe: BBHA9120D_1GHz_18GHz	Polarity: Horizontal
EUT: AC220 Wi-Fi AP OD small omni antenna US	Power: DC 54V
Test Mode: Transmit by 802.11n-HT20 at Channel 5320MHz Ant 1 + 2 (CDD Mode)	

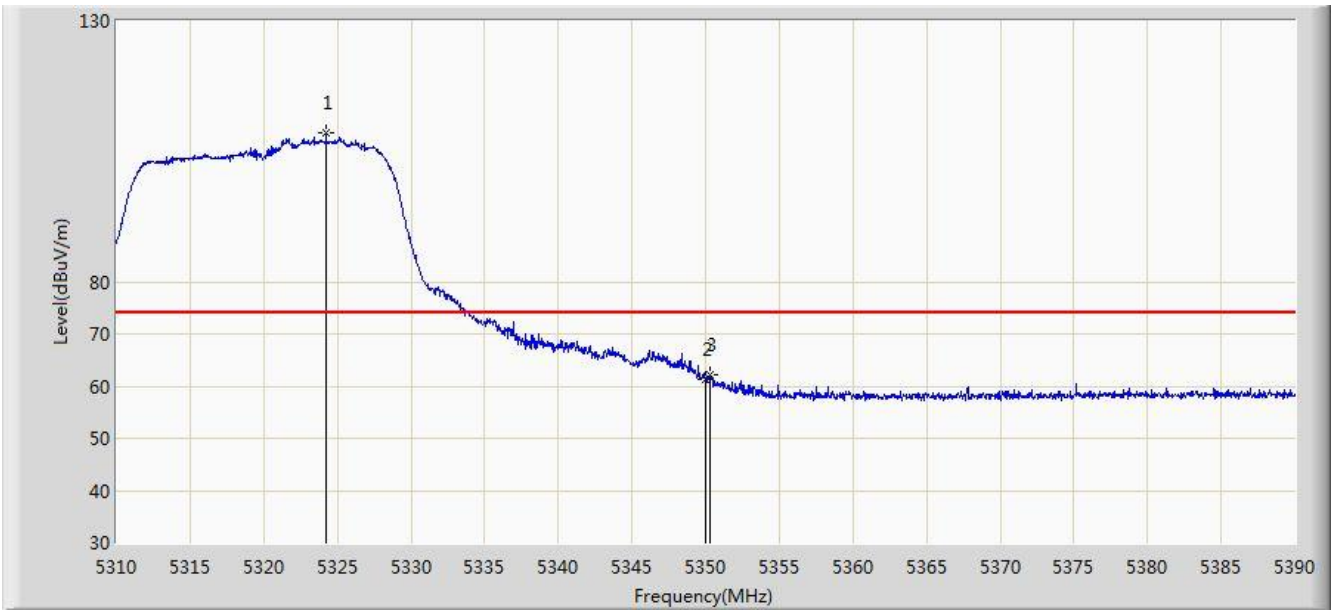


No	Flag	Mark	Frequency (MHz)	Measure Level (dBuV/m)	Reading Level (dBuV)	Over Limit (dB)	Limit (dBuV/m)	Factor (dB)	Type
1		*	5316.680	107.858	104.016	N/A	N/A	3.843	AV
2			5350.000	52.073	48.168	-1.927	54.000	3.904	AV
3			5350.880	52.225	48.319	-1.775	54.000	3.906	AV

Note: Measure Level (dB μ V/m) = Reading Level (dB μ V) + Factor (dB)

Factor (dB) = Cable Loss (dB) + Antenna Factor (dB) (dB/m) - Pre_Amplifier Gain (dB)

Site: AC1	Time: 2017/07/21 - 23:18
Limit: FCC_Part15.209_RE(3m)	Engineer: Kevin Ker
Probe: BBHA9120D_1GHz_18GHz	Polarity: Vertical
EUT: AC220 Wi-Fi AP OD small omni antenna US	Power: DC 54V
Test Mode: Transmit by 802.11n-HT20 at Channel 5320MHz Ant 1 + 2 (CDD Mode)	

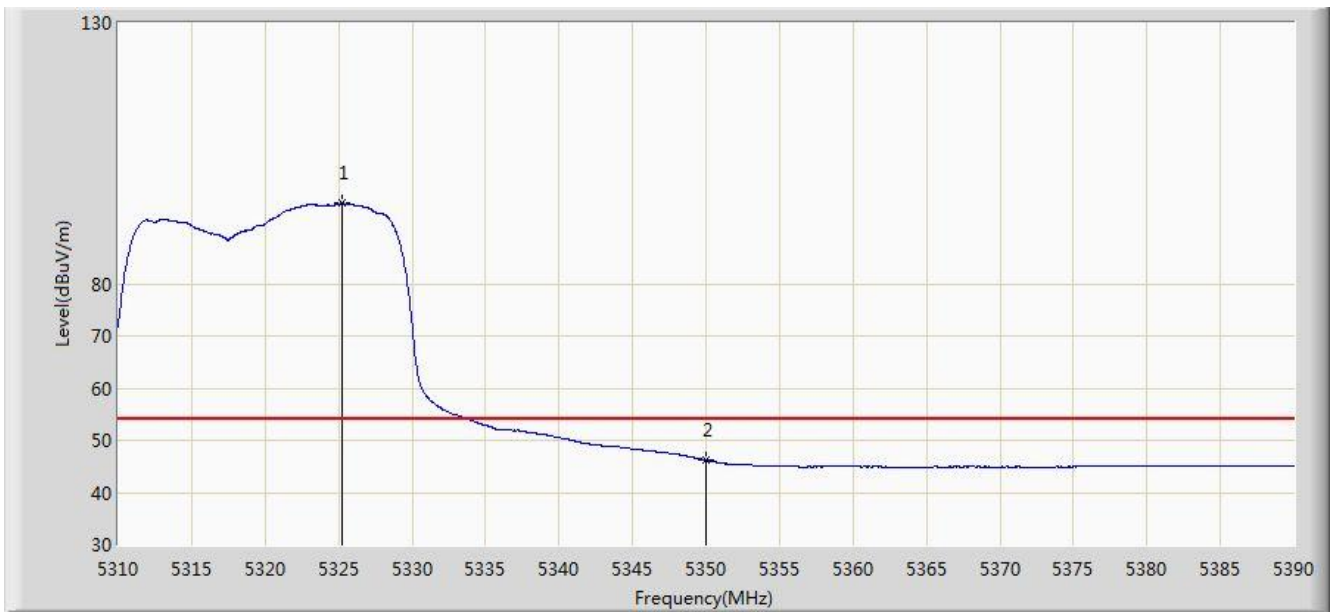


No	Flag	Mark	Frequency (MHz)	Measure Level (dBuV/m)	Reading Level (dBuV)	Over Limit (dB)	Limit (dBuV/m)	Factor (dB)	Type
1		*	5324.240	108.694	104.837	N/A	N/A	3.857	PK
2			5350.000	61.399	57.494	-12.601	74.000	3.904	PK
3			5350.280	62.230	58.325	-11.770	74.000	3.906	PK

Note: Measure Level (dB μ V/m) = Reading Level (dB μ V) + Factor (dB)

Factor (dB) = Cable Loss (dB) + Antenna Factor (dB) (dB/m) - Pre_Amplifier Gain (dB)

Site: AC1	Time: 2017/07/21 - 23:22
Limit: FCC_Part15.209_RE(3m)	Engineer: Kevin Ker
Probe: BBHA9120D_1GHz_18GHz	Polarity: Vertical
EUT: AC220 Wi-Fi AP OD small omni antenna US	Power: DC 54V
Test Mode: Transmit by 802.11n-HT20 at Channel 5320MHz Ant 1 + 2 (CDD Mode)	

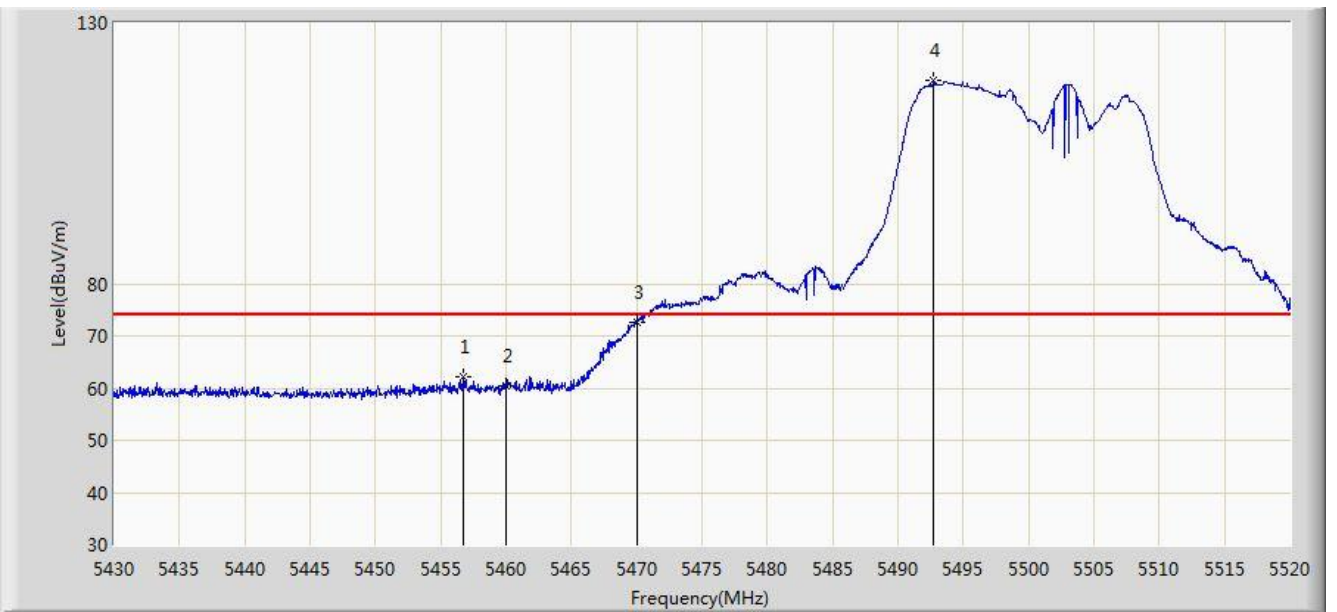


No	Flag	Mark	Frequency (MHz)	Measure Level (dBuV/m)	Reading Level (dBuV)	Over Limit (dB)	Limit (dBuV/m)	Factor (dB)	Type
1		*	5325.280	95.412	91.553	N/A	N/A	3.859	AV
2			5350.000	46.201	42.296	-7.799	54.000	3.904	AV

Note: Measure Level (dB μ V/m) = Reading Level (dB μ V) + Factor (dB)

Factor (dB) = Cable Loss (dB) + Antenna Factor (dB) (dB/m) - Pre_Amplifier Gain (dB)

Site: AC1	Time: 2017/07/21 - 23:28
Limit: FCC_Part15.209_RE(3m)	Engineer: Kevin Ker
Probe: BBHA9120D_1GHz_18GHz	Polarity: Horizontal
EUT: AC220 Wi-Fi AP OD small omni antenna US	Power: DC 54V
Test Mode: Transmit by 802.11n-HT20 at Channel 5500MHz Ant 1 + 2 (CDD Mode)	

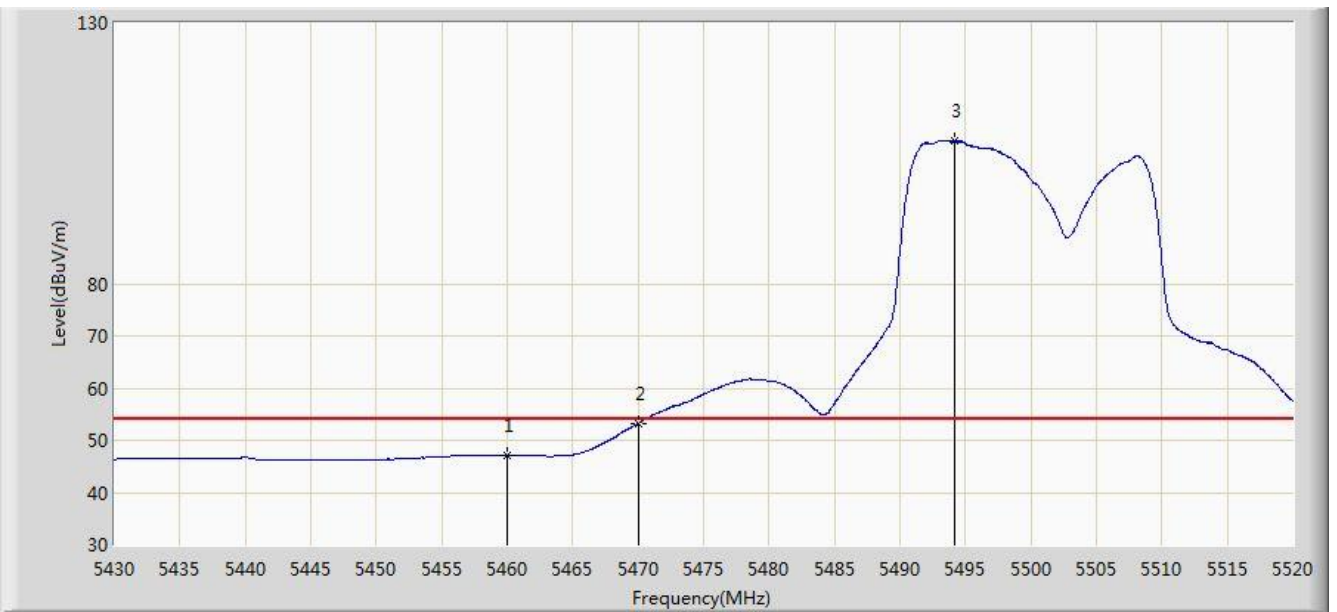


No	Flag	Mark	Frequency (MHz)	Measure Level (dBuV/m)	Reading Level (dBuV)	Over Limit (dB)	Limit (dBuV/m)	Factor (dB)	Type
1			5456.775	62.213	58.040	-11.787	74.000	4.173	PK
2			5460.000	60.441	56.261	-13.559	74.000	4.180	PK
3			5470.000	72.708	68.506	-1.292	74.000	4.202	PK
4		*	5492.730	119.040	114.786	N/A	N/A	4.254	PK

Note: Measure Level (dB μ V/m) = Reading Level (dB μ V) + Factor (dB)

Factor (dB) = Cable Loss (dB) + Antenna Factor (dB) (dB/m) - Pre_Amplifier Gain (dB)

Site: AC1	Time: 2017/07/21 - 23:29
Limit: FCC_Part15.209_RE(3m)	Engineer: Kevin Ker
Probe: BBHA9120D_1GHz_18GHz	Polarity: Horizontal
EUT: AC220 Wi-Fi AP OD small omni antenna US	Power: DC 54V
Test Mode: Transmit by 802.11n-HT20 at Channel 5500MHz Ant 1 + 2 (CDD Mode)	

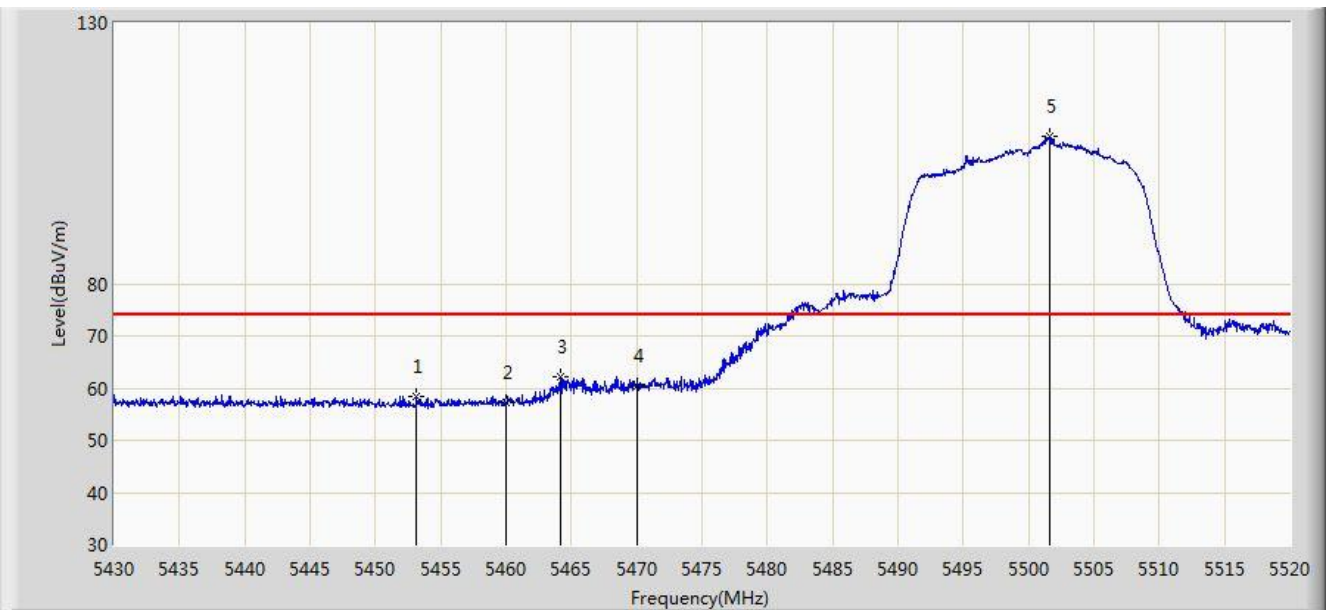


No	Flag	Mark	Frequency (MHz)	Measure Level (dBuV/m)	Reading Level (dBuV)	Over Limit (dB)	Limit (dBuV/m)	Factor (dB)	Type
1			5460.000	47.097	42.917	-6.903	54.000	4.180	AV
2			5470.000	53.289	49.087	-0.711	54.000	4.202	AV
3		*	5494.215	107.247	102.990	N/A	N/A	4.258	AV

Note: Measure Level (dB μ V/m) = Reading Level (dB μ V) + Factor (dB)

Factor (dB) = Cable Loss (dB) + Antenna Factor (dB) (dB/m) - Pre_Amplifier Gain (dB)

Site: AC1	Time: 2017/07/21 - 23:30
Limit: FCC_Part15.209_RE(3m)	Engineer: Kevin Ker
Probe: BBHA9120D_1GHz_18GHz	Polarity: Vertical
EUT: AC220 Wi-Fi AP OD small omni antenna US	Power: DC 54V
Test Mode: Transmit by 802.11n-HT20 at Channel 5500MHz Ant 1 + 2 (CDD Mode)	

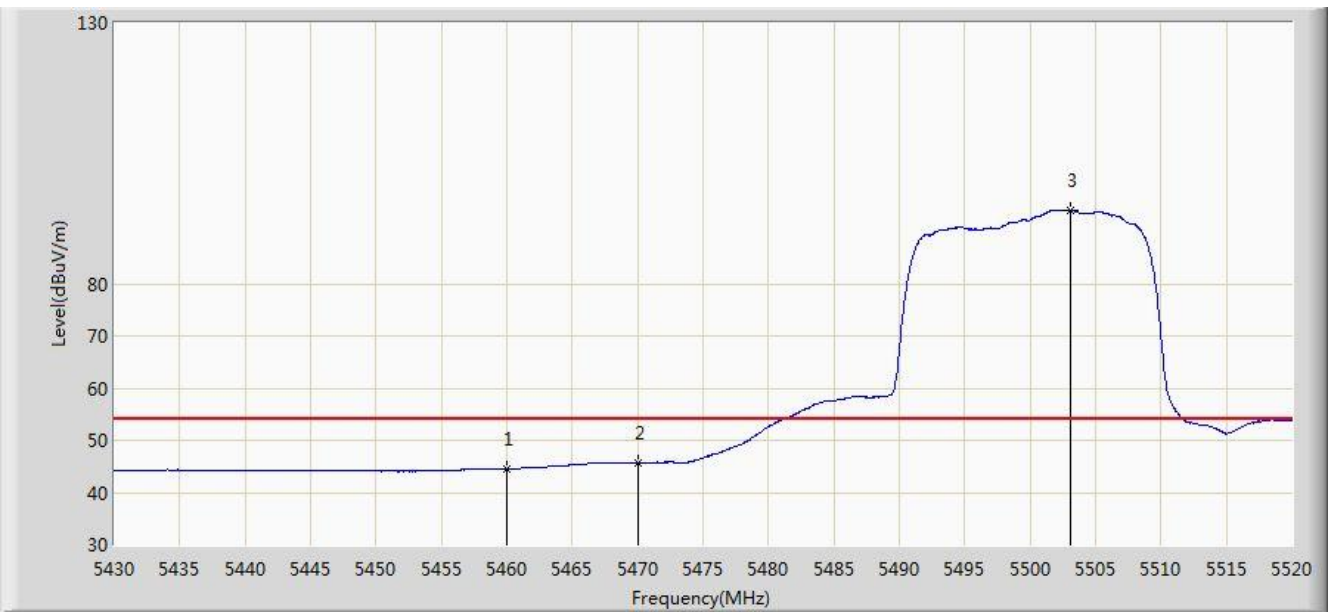


No	Flag	Mark	Frequency (MHz)	Measure Level (dBuV/m)	Reading Level (dBuV)	Over Limit (dB)	Limit (dBuV/m)	Factor (dB)	Type
1			5453.175	58.426	54.261	-15.574	74.000	4.164	PK
2			5460.000	57.107	52.927	-16.893	74.000	4.180	PK
3			5464.155	62.233	58.044	-11.767	74.000	4.189	PK
4			5470.000	60.413	56.211	-13.587	74.000	4.202	PK
5		*	5501.595	108.293	104.016	N/A	N/A	4.277	PK

Note: Measure Level (dB μ V/m) = Reading Level (dB μ V) + Factor (dB)

Factor (dB) = Cable Loss (dB) + Antenna Factor (dB) (dB/m) - Pre_Amplifier Gain (dB)

Site: AC1	Time: 2017/07/21 - 23:33
Limit: FCC_Part15.209_RE(3m)	Engineer: Kevin Ker
Probe: BBHA9120D_1GHz_18GHz	Polarity: Vertical
EUT: AC220 Wi-Fi AP OD small omni antenna US	Power: DC 54V
Test Mode: Transmit by 802.11n-HT20 at Channel 5500MHz Ant 1 + 2 (CDD Mode)	

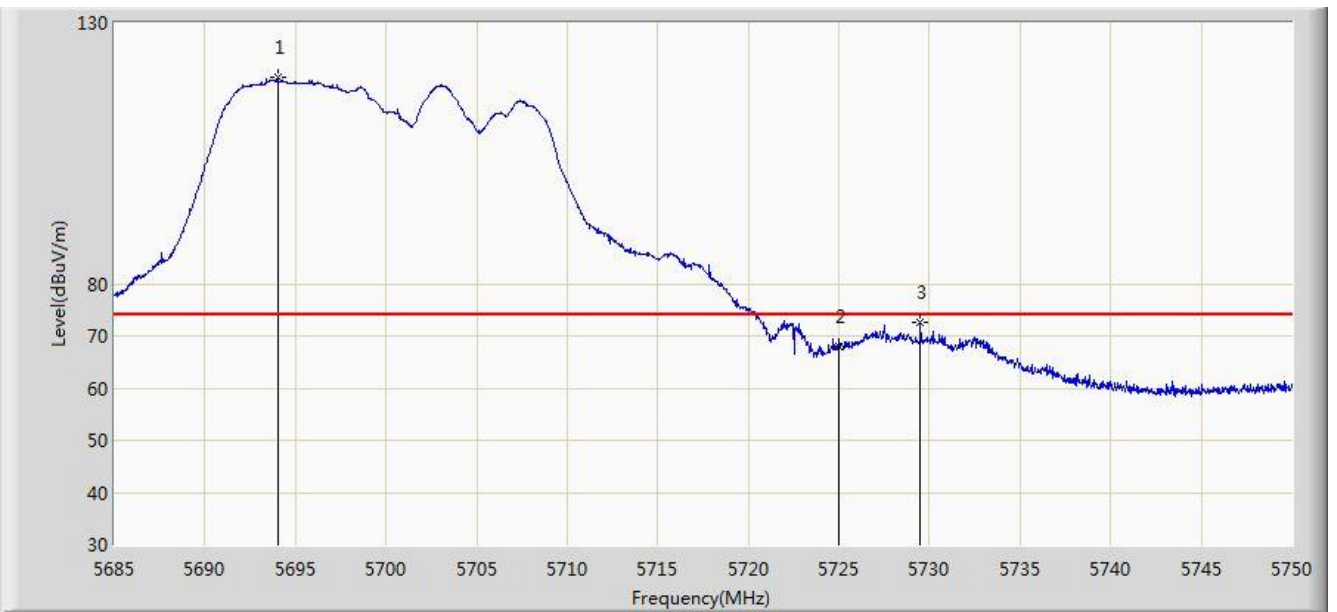


No	Flag	Mark	Frequency (MHz)	Measure Level (dBuV/m)	Reading Level (dBuV)	Over Limit (dB)	Limit (dBuV/m)	Factor (dB)	Type
1			5460.000	44.550	40.370	-9.450	54.000	4.180	AV
2			5470.000	45.638	41.436	-8.362	54.000	4.202	AV
3		*	5503.035	94.145	89.864	N/A	N/A	4.281	AV

Note: Measure Level (dB μ V/m) = Reading Level (dB μ V) + Factor (dB)

Factor (dB) = Cable Loss (dB) + Antenna Factor (dB) (dB/m) - Pre_Amplifier Gain (dB)

Site: AC1	Time: 2017/07/21 - 23:41
Limit: FCC_Part15.209_RE(3m)	Engineer: Kevin Ker
Probe: BBHA9120D_1GHz_18GHz	Polarity: Horizontal
EUT: AC220 Wi-Fi AP OD small omni antenna US	Power: DC 54V
Test Mode: Transmit by 802.11n-HT20 at Channel 5700MHz Ant 1 + 2 (CDD Mode)	

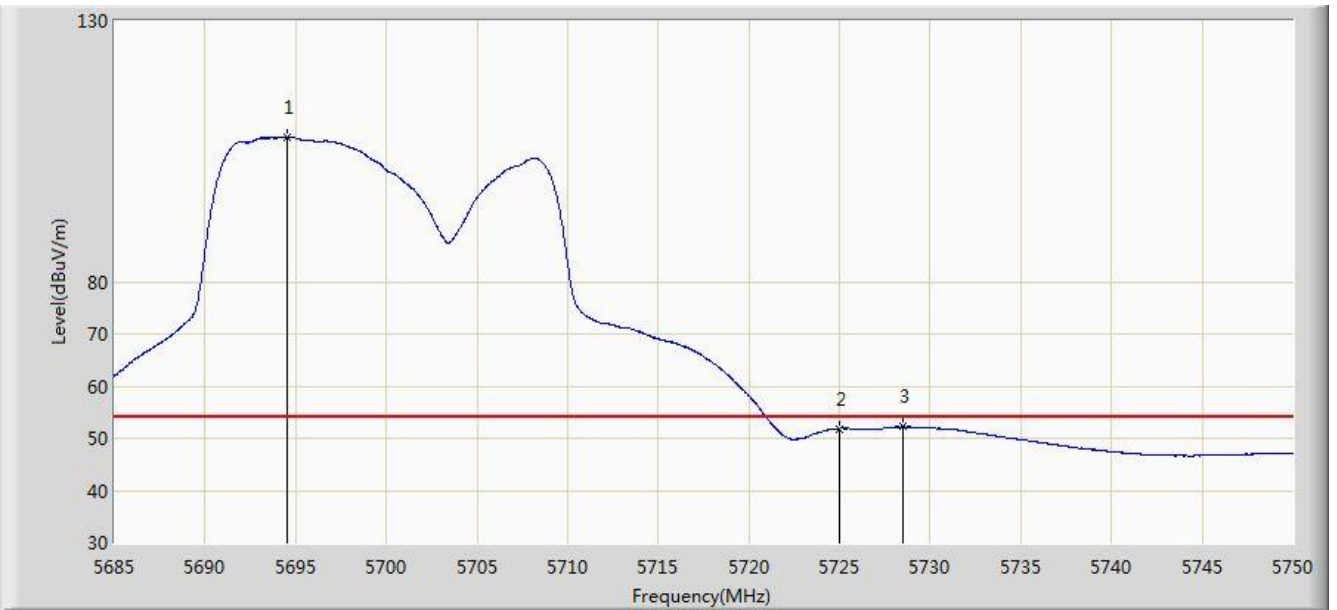


No	Flag	Mark	Frequency (MHz)	Measure Level (dBuV/m)	Reading Level (dBuV)	Over Limit (dB)	Limit (dBuV/m)	Factor (dB)	Type
1		*	5694.002	119.598	114.752	N/A	N/A	4.847	PK
2			5725.000	68.017	62.988	-5.983	74.000	5.029	PK
3			5729.493	72.469	67.411	-1.531	74.000	5.058	PK

Note: Measure Level (dB μ V/m) = Reading Level (dB μ V) + Factor (dB)

Factor (dB) = Cable Loss (dB) + Antenna Factor (dB) (dB/m) - Pre_Amplifier Gain (dB)

Site: AC1	Time: 2017/07/21 - 23:42
Limit: FCC_Part15.209_RE(3m)	Engineer: Kevin Ker
Probe: BBHA9120D_1GHz_18GHz	Polarity: Horizontal
EUT: AC220 Wi-Fi AP OD small omni antenna US	Power: DC 54V
Test Mode: Transmit by 802.11n-HT20 at Channel 5700MHz Ant 1 + 2 (CDD Mode)	

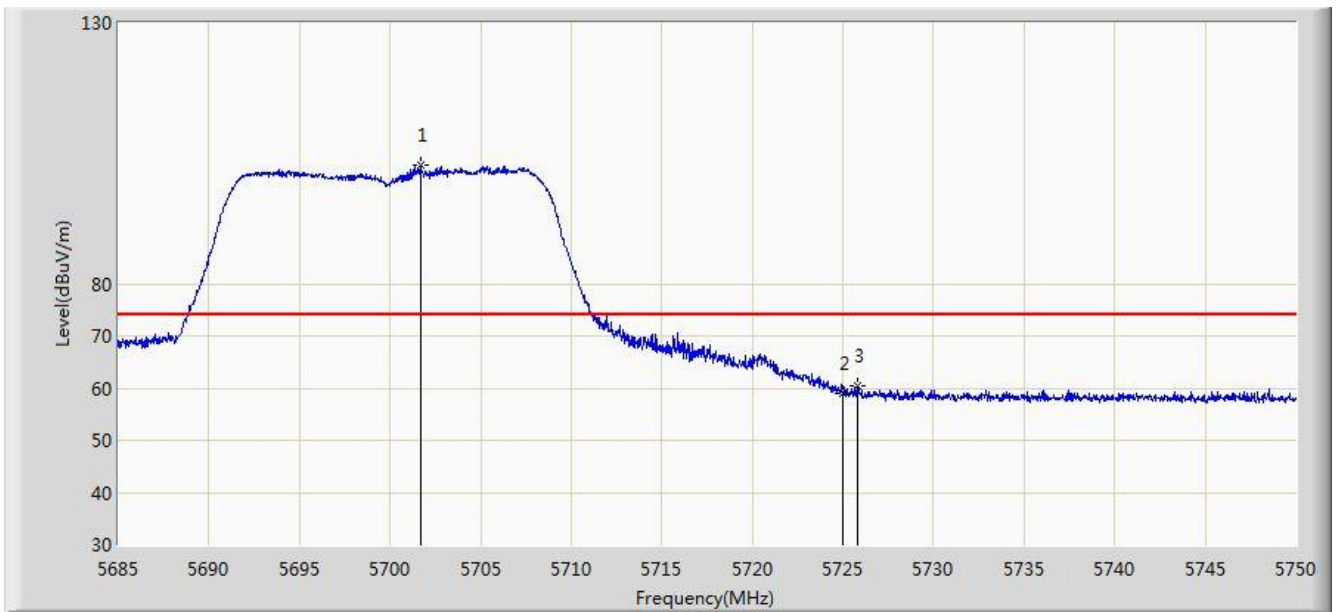


No	Flag	Mark	Frequency (MHz)	Measure Level (dBuV/m)	Reading Level (dBuV)	Over Limit (dB)	Limit (dBuV/m)	Factor (dB)	Type
1		*	5694.490	107.801	102.952	N/A	N/A	4.849	AV
2			5725.000	51.856	46.827	-2.144	54.000	5.029	AV
3			5728.485	52.222	47.171	-1.778	54.000	5.051	AV

Note: Measure Level (dB μ V/m) = Reading Level (dB μ V) + Factor (dB)

Factor (dB) = Cable Loss (dB) + Antenna Factor (dB) (dB/m) - Pre_Amplifier Gain (dB)

Site: AC1	Time: 2017/07/21 - 23:43
Limit: FCC_Part15.209_RE(3m)	Engineer: Kevin Ker
Probe: BBHA9120D_1GHz_18GHz	Polarity: Vertical
EUT: AC220 Wi-Fi AP OD small omni antenna US	Power: DC 54V
Test Mode: Transmit by 802.11n-HT20 at Channel 5700MHz Ant 1 + 2 (CDD Mode)	

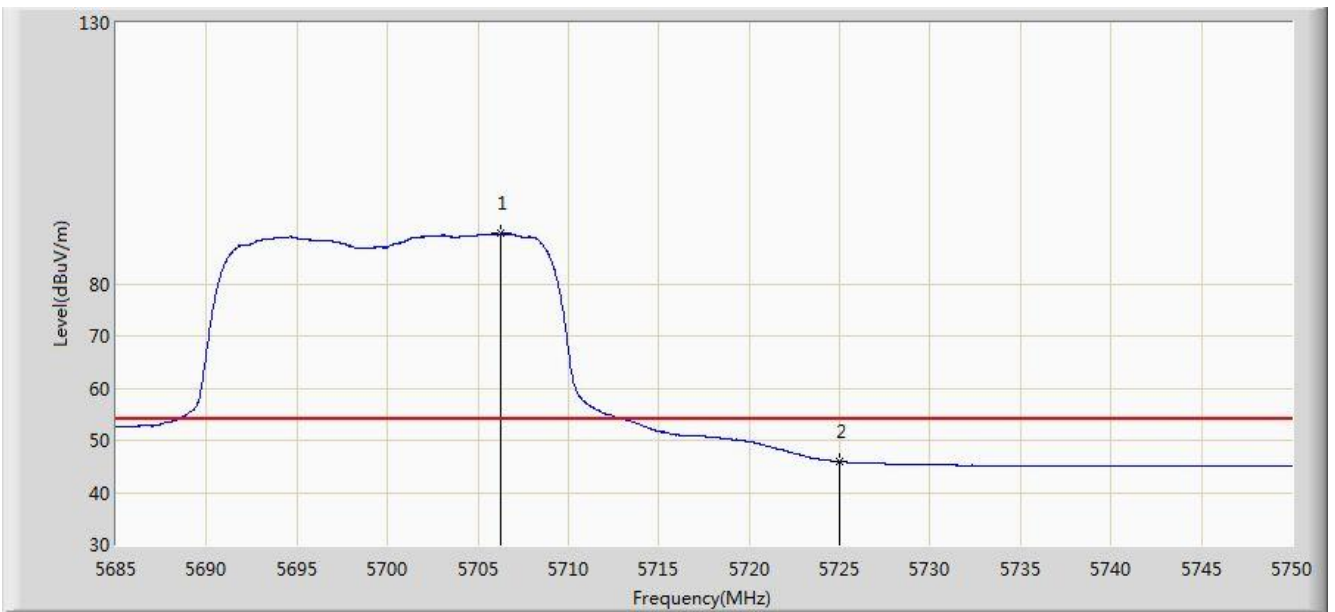


No	Flag	Mark	Frequency (MHz)	Measure Level (dBuV/m)	Reading Level (dBuV)	Over Limit (dB)	Limit (dBuV/m)	Factor (dB)	Type
1		*	5701.705	102.719	97.832	N/A	N/A	4.887	PK
2			5725.000	58.934	53.905	-15.066	74.000	5.029	PK
3			5725.820	60.343	55.309	-13.657	74.000	5.034	PK

Note: Measure Level (dB μ V/m) = Reading Level (dB μ V) + Factor (dB)

Factor (dB) = Cable Loss (dB) + Antenna Factor (dB) (dB/m) - Pre_Amplifier Gain (dB)

Site: AC1	Time: 2017/07/21 - 23:45
Limit: FCC_Part15.209_RE(3m)	Engineer: Kevin Ker
Probe: BBHA9120D_1GHz_18GHz	Polarity: Vertical
EUT: AC220 Wi-Fi AP OD small omni antenna US	Power: DC 54V
Test Mode: Transmit by 802.11n-HT20 at Channel 5700MHz Ant 1 + 2 (CDD Mode)	

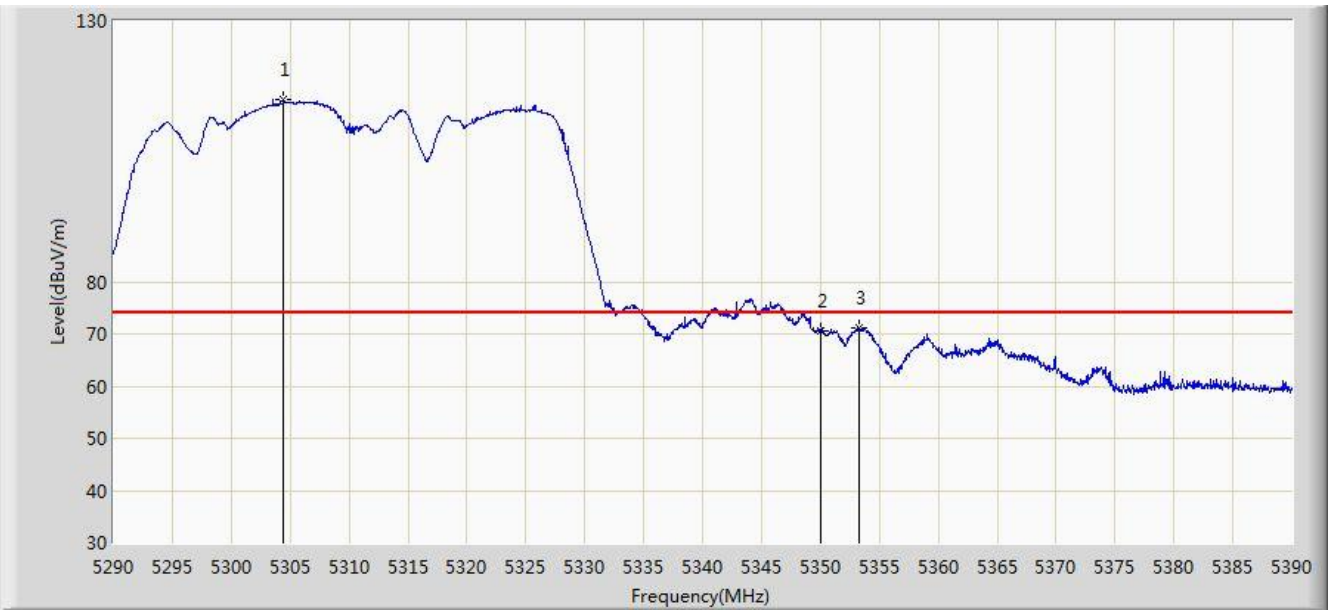


No	Flag	Mark	Frequency (MHz)	Measure Level (dBuV/m)	Reading Level (dBuV)	Over Limit (dB)	Limit (dBuV/m)	Factor (dB)	Type
1		*	5706.288	89.572	84.660	N/A	N/A	4.912	AV
2			5725.000	45.889	40.860	-8.111	54.000	5.029	AV

Note: Measure Level (dBuV/m) = Reading Level (dBuV) + Factor (dB)

Factor (dB) = Cable Loss (dB) + Antenna Factor (dB) (dB/m) - Pre_Amplifier Gain (dB)

Site: AC1	Time: 2017/07/22 - 00:24
Limit: FCC_Part15.209_RE(3m)	Engineer: Kevin Ker
Probe: BBHA9120D_1GHz_18GHz	Polarity: Horizontal
EUT: AC220 Wi-Fi AP OD small omni antenna US	Power: DC 54V
Test Mode: Transmit by 802.11n-HT40 at Channel 5310MHz Ant 1 + 2 (CDD Mode)	

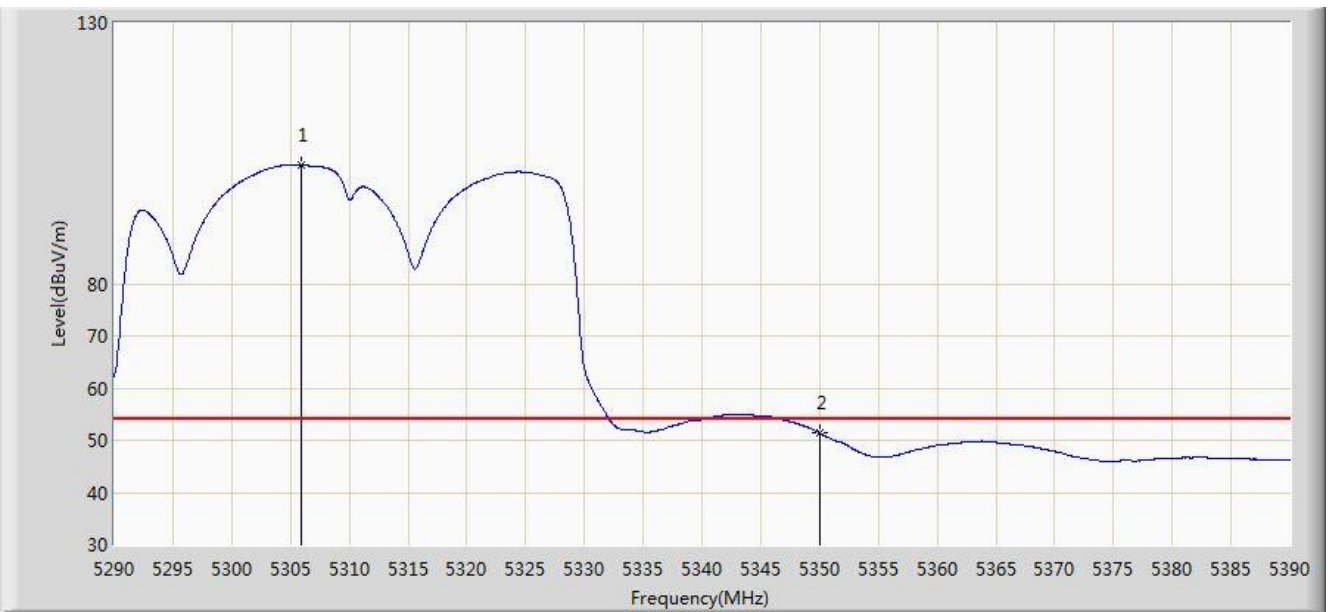


No	Flag	Mark	Frequency (MHz)	Measure Level (dBuV/m)	Reading Level (dBuV)	Over Limit (dB)	Limit (dBuV/m)	Factor (dB)	Type
1		*	5304.450	114.942	111.122	N/A	N/A	3.819	PK
2			5350.000	70.451	66.546	-3.549	74.000	3.904	PK
3			5353.300	71.230	67.319	-2.770	74.000	3.910	PK

Note: Measure Level (dBμV/m) = Reading Level (dBμV) + Factor (dB)

Factor (dB) = Cable Loss (dB) + Antenna Factor (dB) (dB/m) - Pre_Amplifier Gain (dB)

Site: AC1	Time: 2017/07/22 - 00:27
Limit: FCC_Part15.209_RE(3m)	Engineer: Kevin Ker
Probe: BBHA9120D_1GHz_18GHz	Polarity: Horizontal
EUT: AC220 Wi-Fi AP OD small omni antenna US	Power: DC 54V
Test Mode: Transmit by 802.11n-HT40 at Channel 5310MHz Ant 1 + 2 (CDD Mode)	

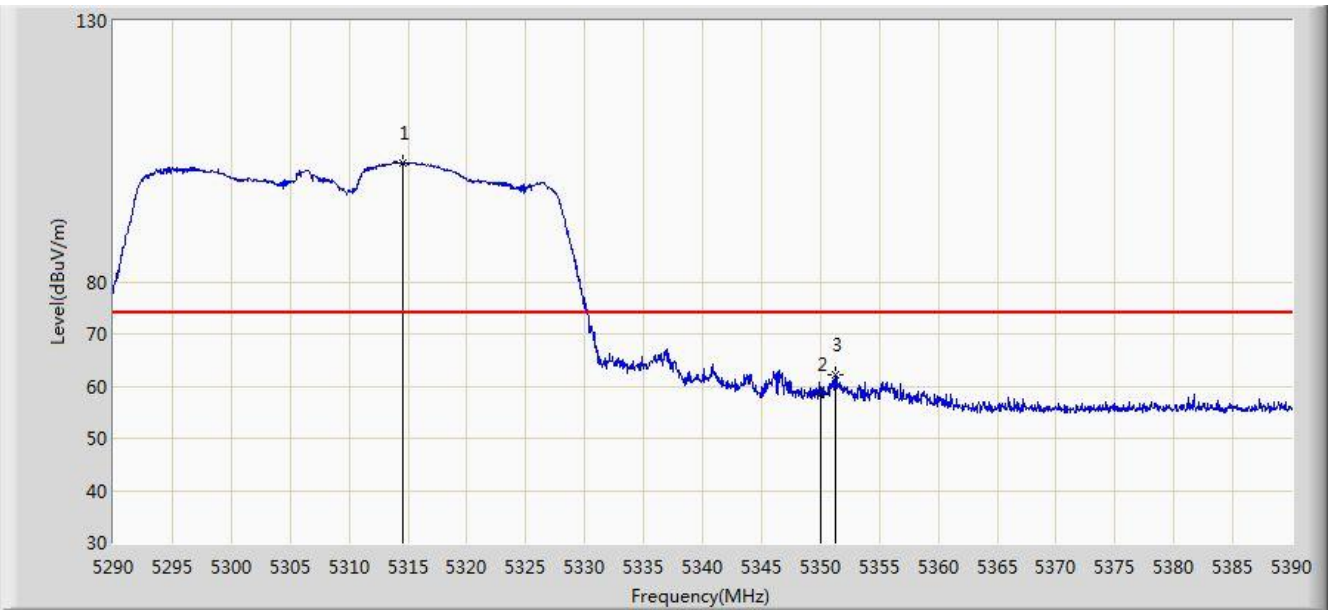


No	Flag	Mark	Frequency (MHz)	Measure Level (dBuV/m)	Reading Level (dBuV)	Over Limit (dB)	Limit (dBuV/m)	Factor (dB)	Type
1		*	5305.950	102.691	98.868	N/A	N/A	3.823	AV
2			5350.000	51.370	47.465	-2.630	54.000	3.904	AV

Note: Measure Level (dBuV/m) = Reading Level (dBuV) + Factor (dB)

Factor (dB) = Cable Loss (dB) + Antenna Factor (dB) (dB/m) - Pre_Amplifier Gain (dB)

Site: AC1	Time: 2017/07/22 - 00:28
Limit: FCC_Part15.209_RE(3m)	Engineer: Kevin Ker
Probe: BBHA9120D_1GHz_18GHz	Polarity: Vertical
EUT: AC220 Wi-Fi AP OD small omni antenna US	Power: DC 54V
Test Mode: Transmit by 802.11n-HT40 at Channel 5310MHz Ant 1 + 2 (CDD Mode)	

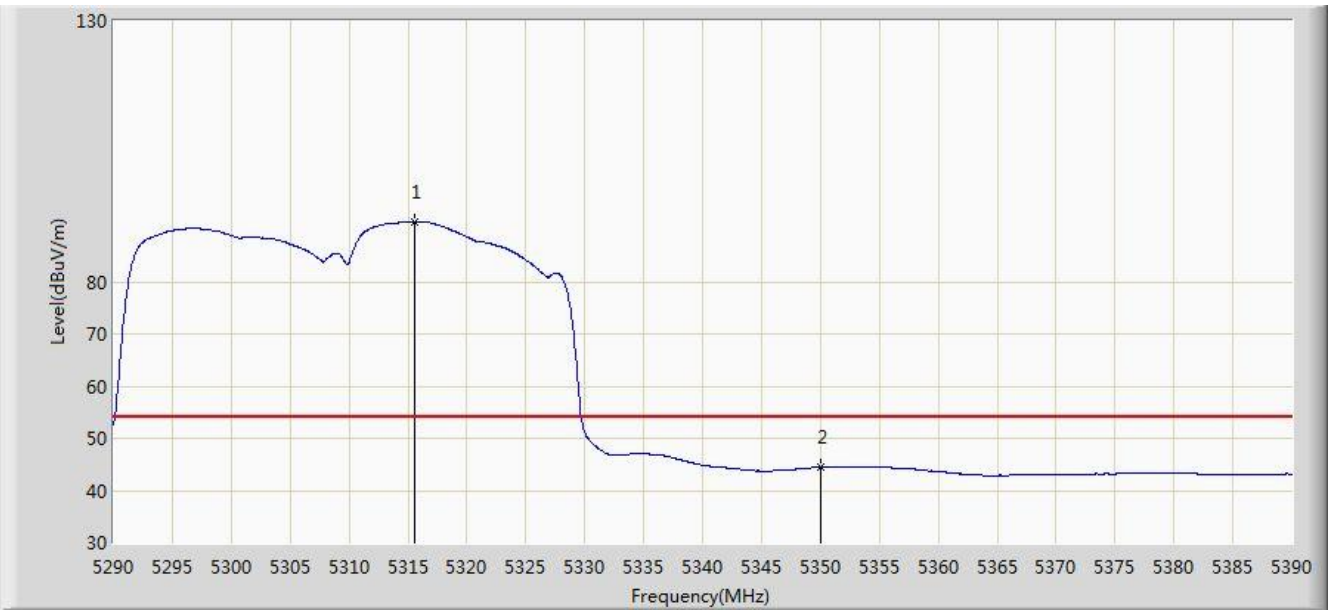


No	Flag	Mark	Frequency (MHz)	Measure Level (dBuV/m)	Reading Level (dBuV)	Over Limit (dB)	Limit (dBuV/m)	Factor (dB)	Type
1		*	5314.500	102.850	99.012	N/A	N/A	3.838	PK
2			5350.000	58.490	54.585	-15.510	74.000	3.904	PK
3			5351.300	62.166	58.259	-11.834	74.000	3.907	PK

Note: Measure Level (dBμV/m) = Reading Level (dBμV) + Factor (dB)

Factor (dB) = Cable Loss (dB) + Antenna Factor (dB) (dB/m) - Pre_Amplifier Gain (dB)

Site: AC1	Time: 2017/07/22 - 00:31
Limit: FCC_Part15.209_RE(3m)	Engineer: Kevin Ker
Probe: BBHA9120D_1GHz_18GHz	Polarity: Vertical
EUT: AC220 Wi-Fi AP OD small omni antenna US	Power: DC 54V
Test Mode: Transmit by 802.11n-HT40 at Channel 5310MHz Ant 1 + 2 (CDD Mode)	

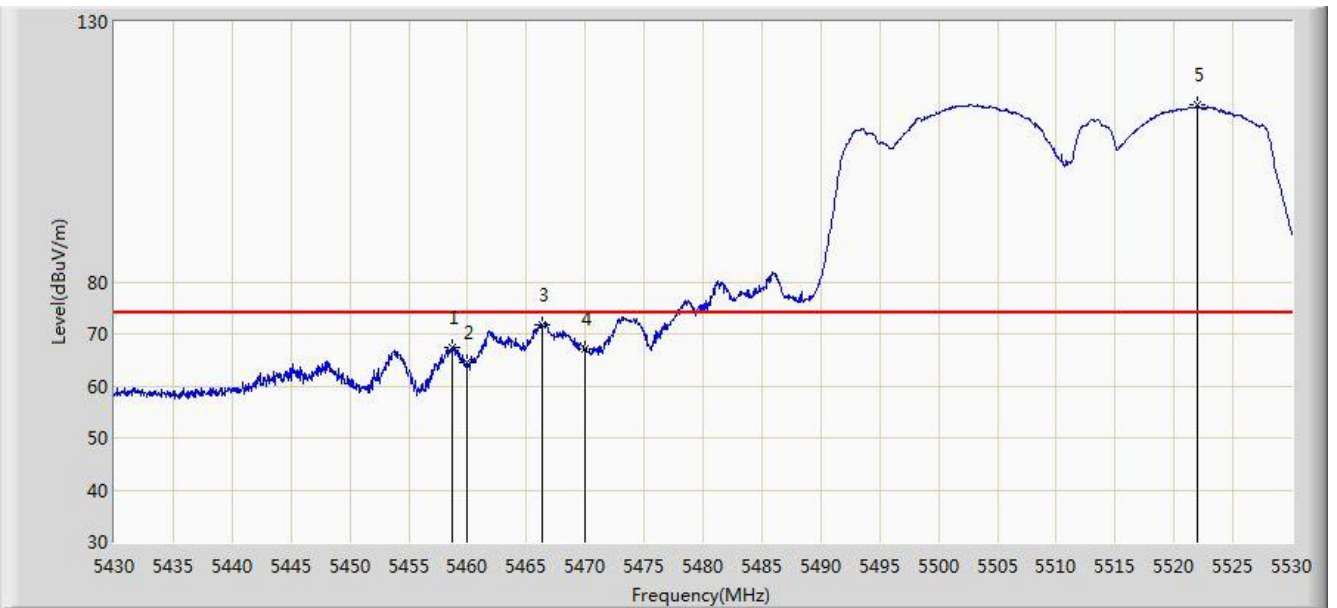


No	Flag	Mark	Frequency (MHz)	Measure Level (dBuV/m)	Reading Level (dBuV)	Over Limit (dB)	Limit (dBuV/m)	Factor (dB)	Type
1		*	5315.600	91.537	87.697	N/A	N/A	3.841	AV
2			5350.000	44.448	40.543	-9.552	54.000	3.904	AV

Note: Measure Level (dBuV/m) = Reading Level (dBuV) + Factor (dB)

Factor (dB) = Cable Loss (dB) + Antenna Factor (dB) (dB/m) - Pre_Amplifier Gain (dB)

Site: AC1	Time: 2017/07/22 - 00:38
Limit: FCC_Part15.209_RE(3m)	Engineer: Kevin Ker
Probe: BBHA9120D_1GHz_18GHz	Polarity: Horizontal
EUT: AC220 Wi-Fi AP OD small omni antenna US	Power: DC 54V
Test Mode: Transmit by 802.11n-HT40 at Channel 5510MHz Ant 1 + 2 (CDD Mode)	

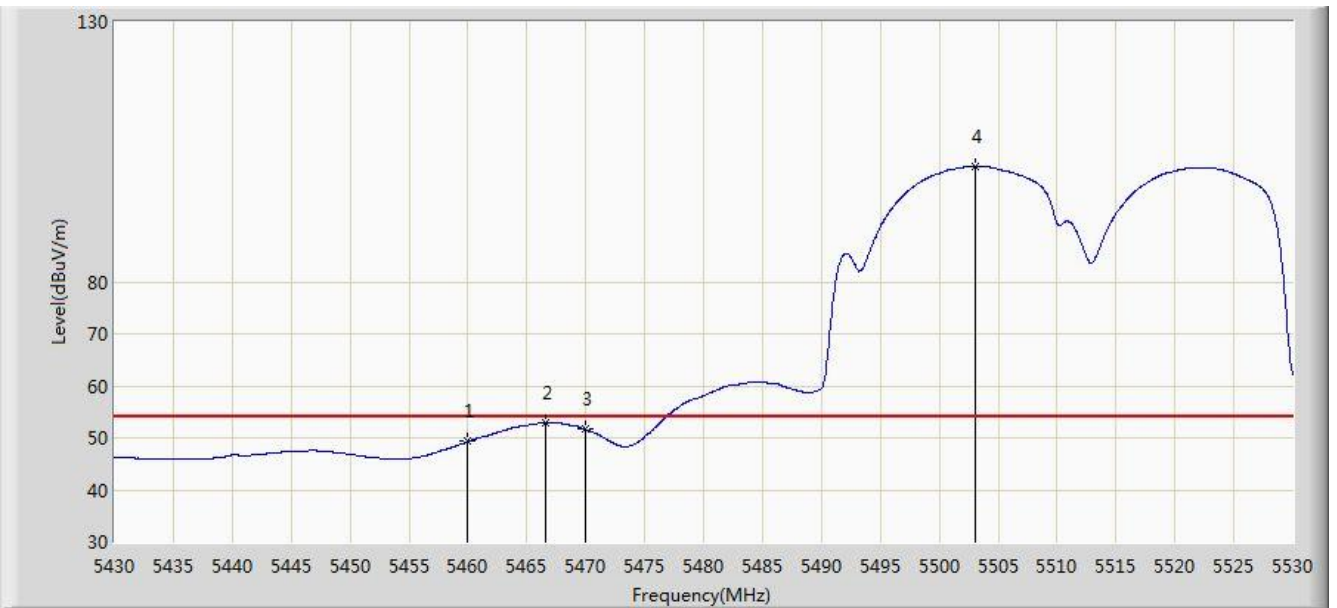


No	Flag	Mark	Frequency (MHz)	Measure Level (dBuV/m)	Reading Level (dBuV)	Over Limit (dB)	Limit (dBuV/m)	Factor (dB)	Type
1			5458.700	67.468	63.290	-6.532	74.000	4.178	PK
2			5460.000	64.498	60.318	-9.502	74.000	4.180	PK
3			5466.400	71.797	67.603	-2.203	74.000	4.194	PK
4			5470.000	67.054	62.852	-6.946	74.000	4.202	PK
5		*	5522.000	114.163	109.826	N/A	N/A	4.337	PK

Note: Measure Level (dB μ V/m) = Reading Level (dB μ V) + Factor (dB)

Factor (dB) = Cable Loss (dB) + Antenna Factor (dB) (dB/m) - Pre_Amplifier Gain (dB)

Site: AC1	Time: 2017/07/22 - 00:39
Limit: FCC_Part15.209_RE(3m)	Engineer: Kevin Ker
Probe: BBHA9120D_1GHz_18GHz	Polarity: Horizontal
EUT: AC220 Wi-Fi AP OD small omni antenna US	Power: DC 54V
Test Mode: Transmit by 802.11n-HT40 at Channel 5510MHz Ant 1 + 2 (CDD Mode)	

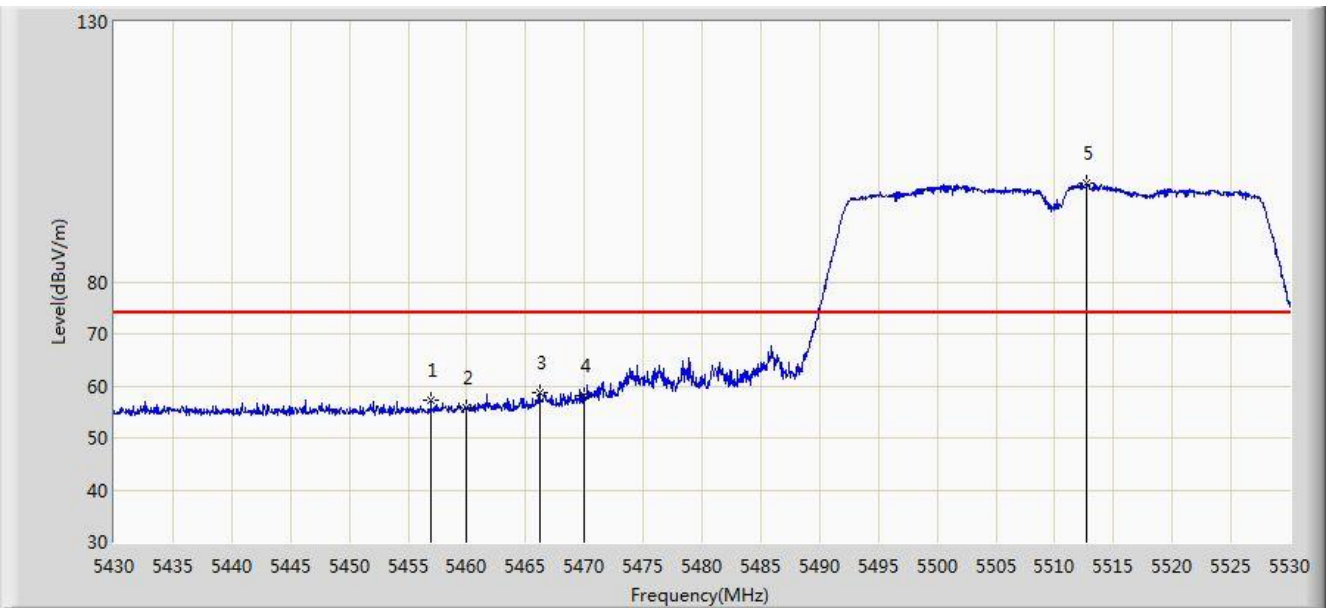


No	Flag	Mark	Frequency (MHz)	Measure Level (dBuV/m)	Reading Level (dBuV)	Over Limit (dB)	Limit (dBuV/m)	Factor (dB)	Type
1			5460.000	49.281	45.101	-4.719	54.000	4.180	AV
2			5466.650	52.990	48.795	-1.010	54.000	4.196	AV
3			5470.000	51.600	47.398	-2.400	54.000	4.202	AV
4		*	5503.050	102.279	97.998	N/A	N/A	4.281	AV

Note: Measure Level (dBuV/m) = Reading Level (dBuV) + Factor (dB)

Factor (dB) = Cable Loss (dB) + Antenna Factor (dB) (dB/m) - Pre_Amplifier Gain (dB)

Site: AC1	Time: 2017/07/22 - 00:41
Limit: FCC_Part15.209_RE(3m)	Engineer: Kevin Ker
Probe: BBHA9120D_1GHz_18GHz	Polarity: Vertical
EUT: AC220 Wi-Fi AP OD small omni antenna US	Power: DC 54V
Test Mode: Transmit by 802.11n-HT40 at Channel 5510MHz Ant 1 + 2 (CDD Mode)	

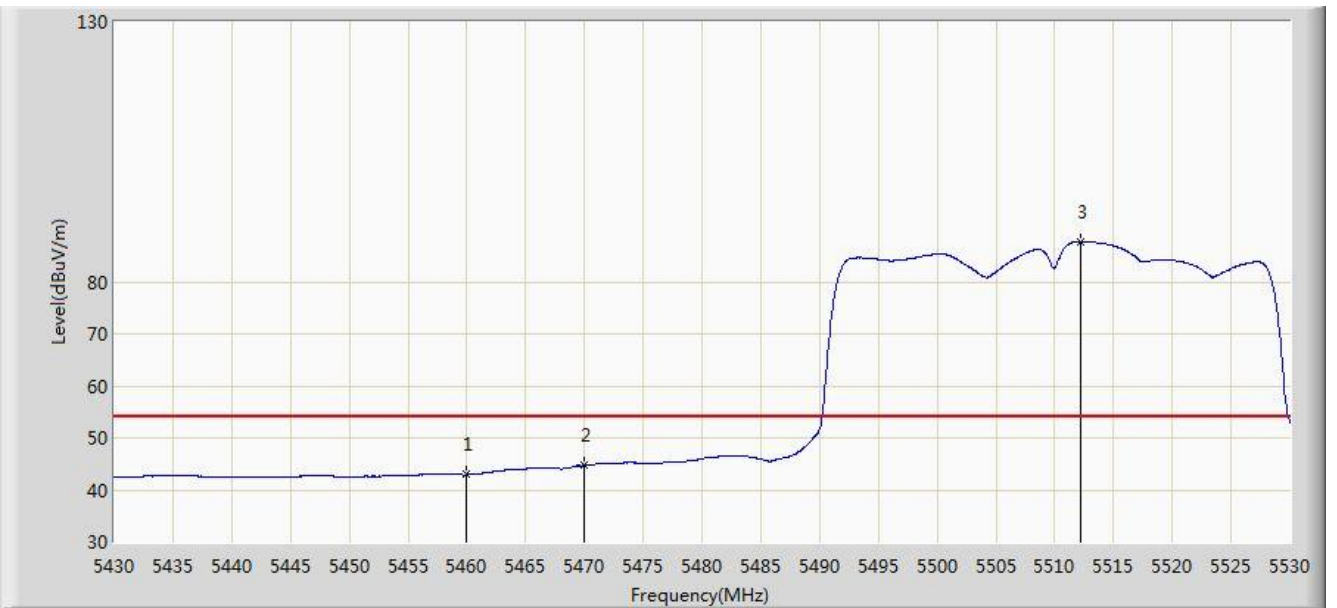


No	Flag	Mark	Frequency (MHz)	Measure Level (dBuV/m)	Reading Level (dBuV)	Over Limit (dB)	Limit (dBuV/m)	Factor (dB)	Type
1			5456.950	57.377	53.203	-16.623	74.000	4.173	PK
2			5460.000	55.909	51.729	-18.091	74.000	4.180	PK
3			5466.200	58.592	54.398	-15.408	74.000	4.193	PK
4			5470.000	58.089	53.887	-15.911	74.000	4.202	PK
5		*	5512.750	98.868	94.559	N/A	N/A	4.310	PK

Note: Measure Level (dB μ V/m) = Reading Level (dB μ V) + Factor (dB)

Factor (dB) = Cable Loss (dB) + Antenna Factor (dB) (dB/m) - Pre_Amplifier Gain (dB)

Site: AC1	Time: 2017/07/22 - 00:43
Limit: FCC_Part15.209_RE(3m)	Engineer: Kevin Ker
Probe: BBHA9120D_1GHz_18GHz	Polarity: Vertical
EUT: AC220 Wi-Fi AP OD small omni antenna US	Power: DC 54V
Test Mode: Transmit by 802.11n-HT40 at Channel 5510MHz Ant 1 + 2 (CDD Mode)	

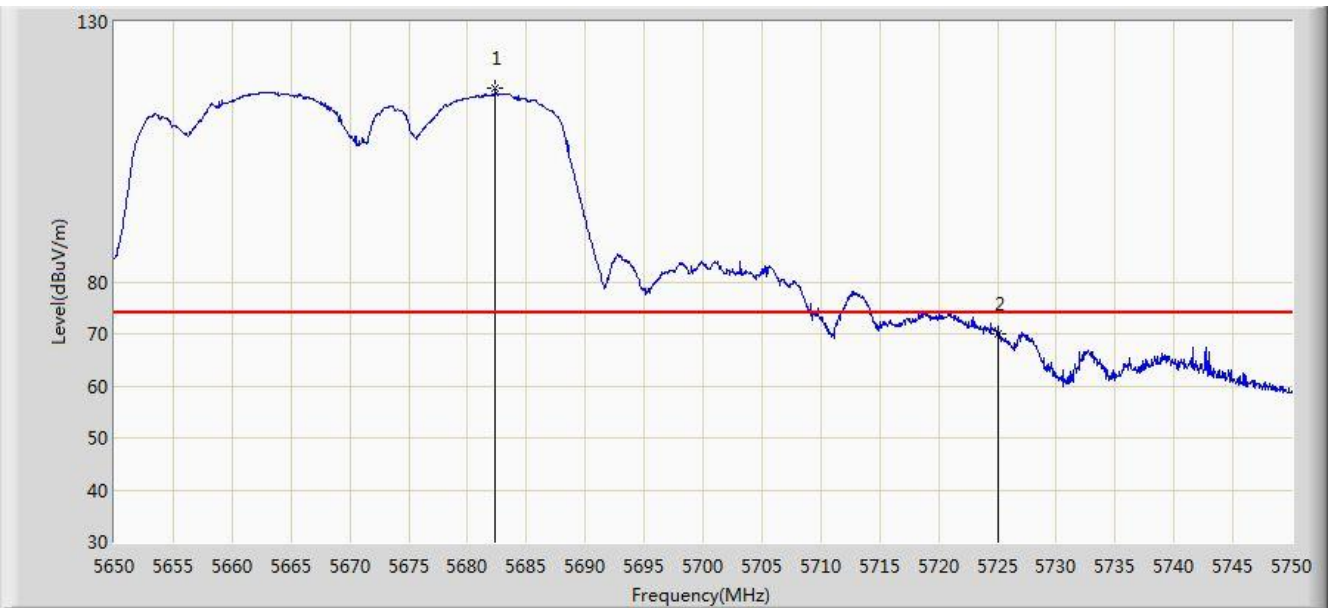


No	Flag	Mark	Frequency (MHz)	Measure Level (dBuV/m)	Reading Level (dBuV)	Over Limit (dB)	Limit (dBuV/m)	Factor (dB)	Type
1			5460.000	42.912	38.732	-11.088	54.000	4.180	AV
2			5470.000	44.701	40.499	-9.299	54.000	4.202	AV
3		*	5512.200	87.750	83.442	N/A	N/A	4.307	AV

Note: Measure Level (dB μ V/m) = Reading Level (dB μ V) + Factor (dB)

Factor (dB) = Cable Loss (dB) + Antenna Factor (dB) (dB/m) - Pre_Amplifier Gain (dB)

Site: AC1	Time: 2017/07/22 - 00:52
Limit: FCC_Part15.209_RE(3m)	Engineer: Kevin Ker
Probe: BBHA9120D_1GHz_18GHz	Polarity: Horizontal
EUT: AC220 Wi-Fi AP OD small omni antenna US	Power: DC 54V
Test Mode: Transmit by 802.11n-HT40 at Channel 5670MHz Ant 1 + 2 (CDD Mode)	

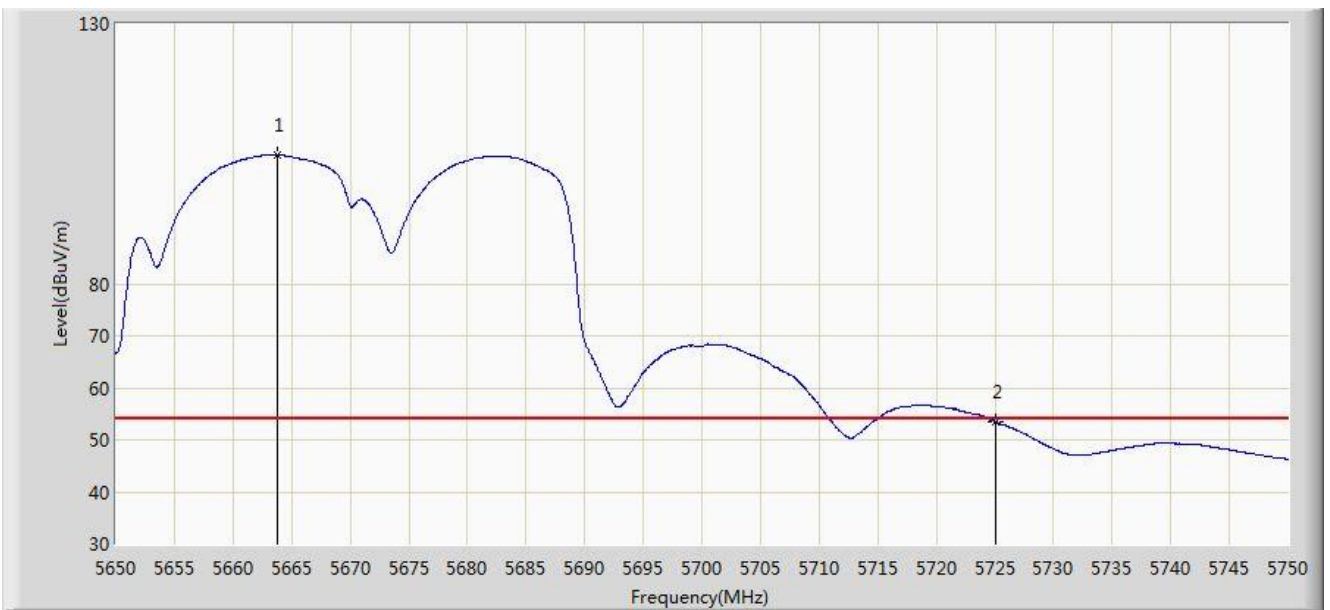


No	Flag	Mark	Frequency (MHz)	Measure Level (dBuV/m)	Reading Level (dBuV)	Over Limit (dB)	Limit (dBuV/m)	Factor (dB)	Type
1		*	5682.350	117.203	112.406	N/A	N/A	4.797	PK
2			5725.000	69.892	64.863	-4.108	74.000	5.029	PK

Note: Measure Level (dBuV/m) = Reading Level (dBuV) + Factor (dB)

Factor (dB) = Cable Loss (dB) + Antenna Factor (dB) (dB/m) - Pre_Amplifier Gain (dB)

Site: AC1	Time: 2017/07/22 - 00:57
Limit: FCC_Part15.209_RE(3m)	Engineer: Kevin Ker
Probe: BBHA9120D_1GHz_18GHz	Polarity: Horizontal
EUT: AC220 Wi-Fi AP OD small omni antenna US	Power: DC 54V
Test Mode: Transmit by 802.11n-HT40 at Channel 5670MHz Ant 1 + 2 (CDD Mode)	

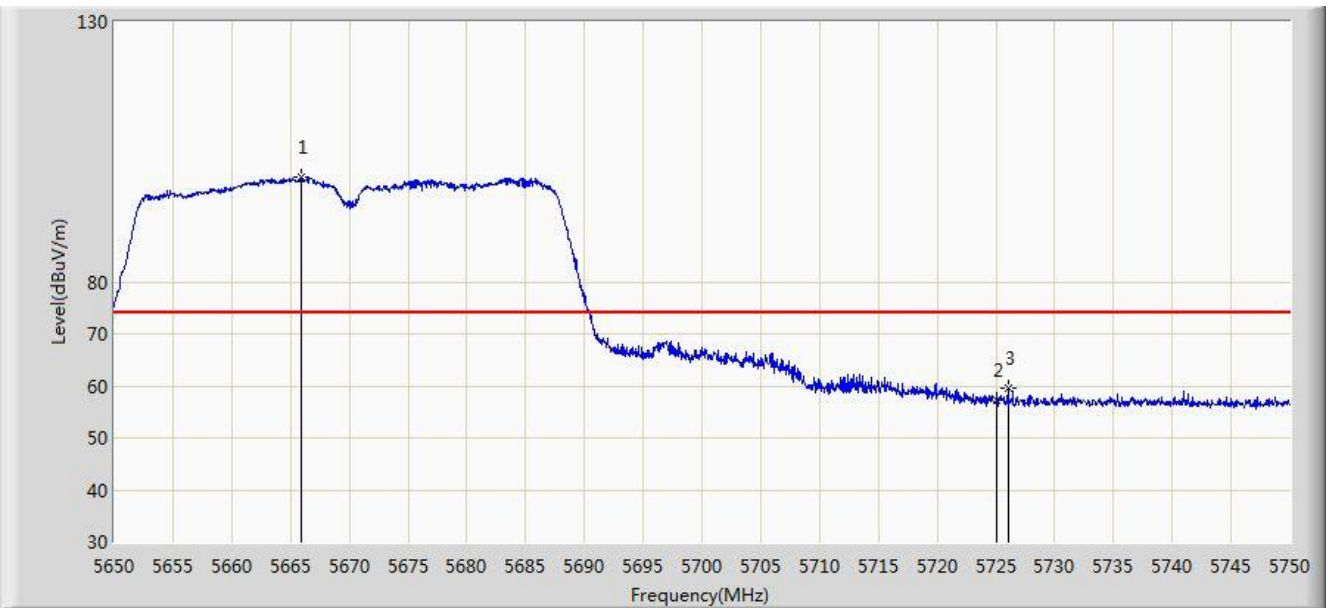


No	Flag	Mark	Frequency (MHz)	Measure Level (dBuV/m)	Reading Level (dBuV)	Over Limit (dB)	Limit (dBuV/m)	Factor (dB)	Type
1		*	5663.800	104.775	100.053	N/A	N/A	4.722	AV
2			5725.000	53.509	48.480	-0.491	54.000	5.029	AV

Note: Measure Level (dBuV/m) = Reading Level (dBuV) + Factor (dB)

Factor (dB) = Cable Loss (dB) + Antenna Factor (dB) (dB/m) - Pre_Amplifier Gain (dB)

Site: AC1	Time: 2017/07/22 - 00:57
Limit: FCC_Part15.209_RE(3m)	Engineer: Kevin Ker
Probe: BBHA9120D_1GHz_18GHz	Polarity: Vertical
EUT: AC220 Wi-Fi AP OD small omni antenna US	Power: DC 54V
Test Mode: Transmit by 802.11n-HT40 at Channel 5670MHz Ant 1 + 2 (CDD Mode)	

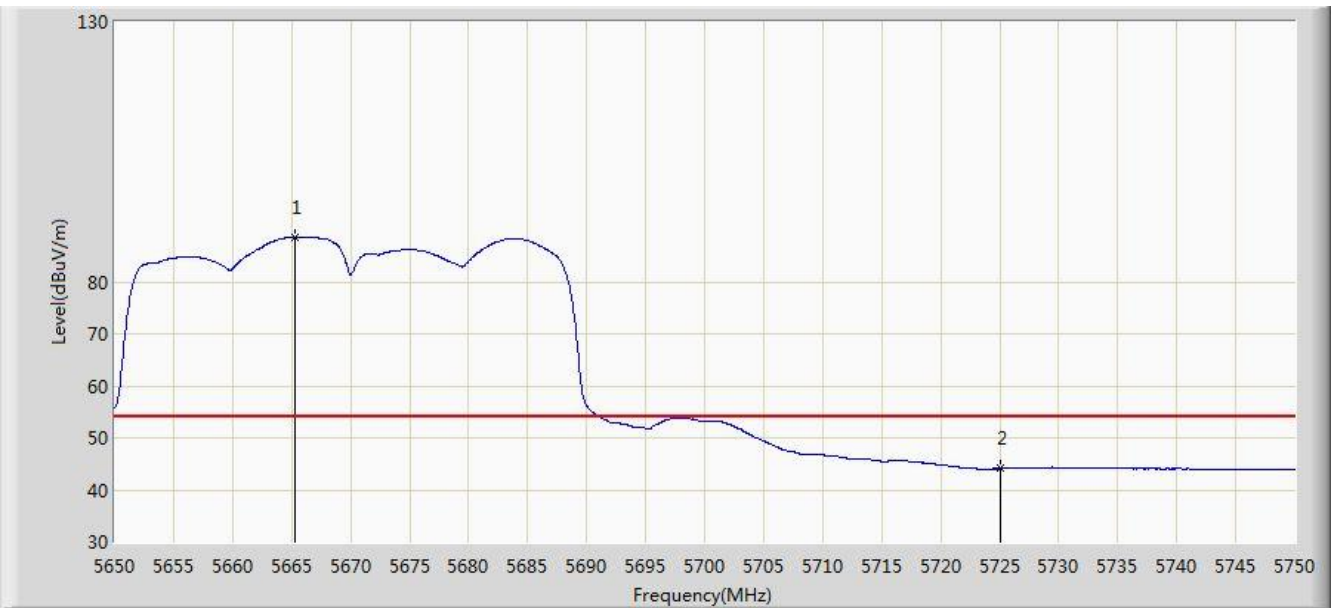


No	Flag	Mark	Frequency (MHz)	Measure Level (dBuV/m)	Reading Level (dBuV)	Over Limit (dB)	Limit (dBuV/m)	Factor (dB)	Type
1		*	5665.900	100.085	95.354	N/A	N/A	4.731	PK
2			5725.000	57.197	52.168	-16.803	74.000	5.029	PK
3			5726.050	59.448	54.412	-14.552	74.000	5.036	PK

Note: Measure Level (dB μ V/m) = Reading Level (dB μ V) + Factor (dB)

Factor (dB) = Cable Loss (dB) + Antenna Factor (dB) (dB/m) - Pre_Amplifier Gain (dB)

Site: AC1	Time: 2017/07/22 - 00:59
Limit: FCC_Part15.209_RE(3m)	Engineer: Kevin Ker
Probe: BBHA9120D_1GHz_18GHz	Polarity: Vertical
EUT: AC220 Wi-Fi AP OD small omni antenna US	Power: DC 54V
Test Mode: Transmit by 802.11n-HT40 at Channel 5670MHz Ant 1 + 2 (CDD Mode)	

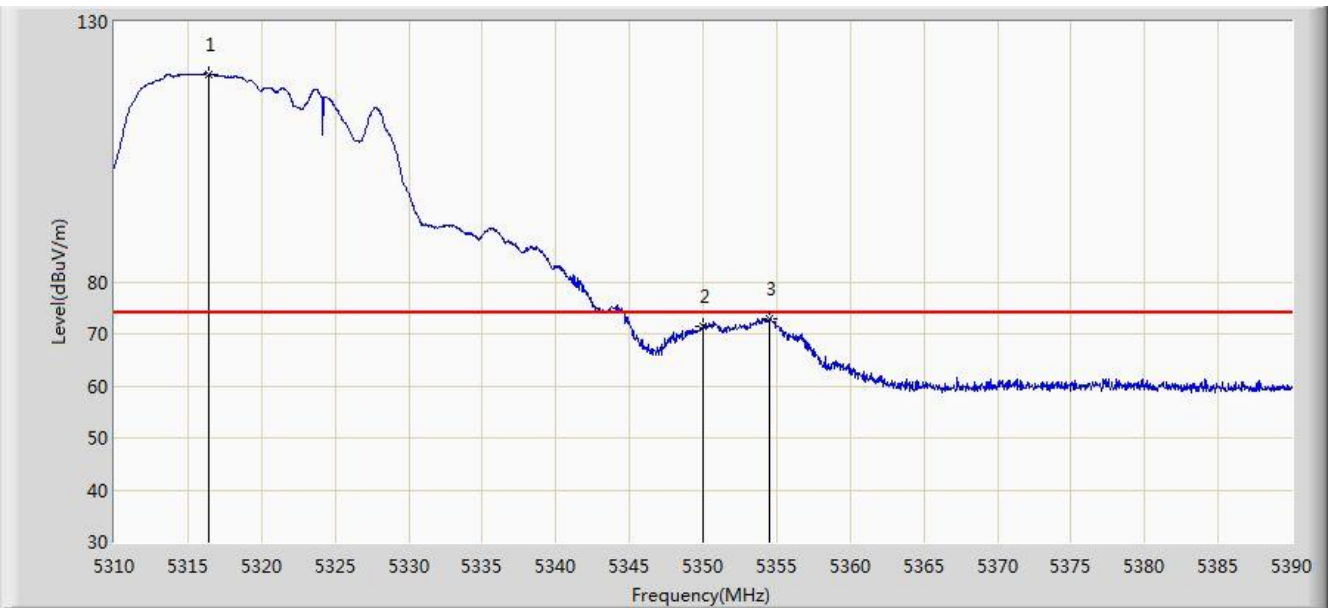


No	Flag	Mark	Frequency (MHz)	Measure Level (dBuV/m)	Reading Level (dBuV)	Over Limit (dB)	Limit (dBuV/m)	Factor (dB)	Type
1		*	5665.350	88.672	83.944	N/A	N/A	4.729	AV
2			5725.000	44.062	39.033	-9.938	54.000	5.029	AV

Note: Measure Level (dB μ V/m) = Reading Level (dB μ V) + Factor (dB)

Factor (dB) = Cable Loss (dB) + Antenna Factor (dB) (dB/m) - Pre_Amplifier Gain (dB)

Site: AC1	Time: 2017/07/23 - 11:39
Limit: FCC_Part15.209_RE(3m)	Engineer: Kevin Ker
Probe: BBHA9120D_1GHz_18GHz	Polarity: Horizontal
EUT: AC220 Wi-Fi AP OD small omni antenna US	Power: DC 54V
Test Mode: Transmit by 802.11ac-VHT20 at Channel 5320MHz Ant 1 + 2 (CDD Mode)	

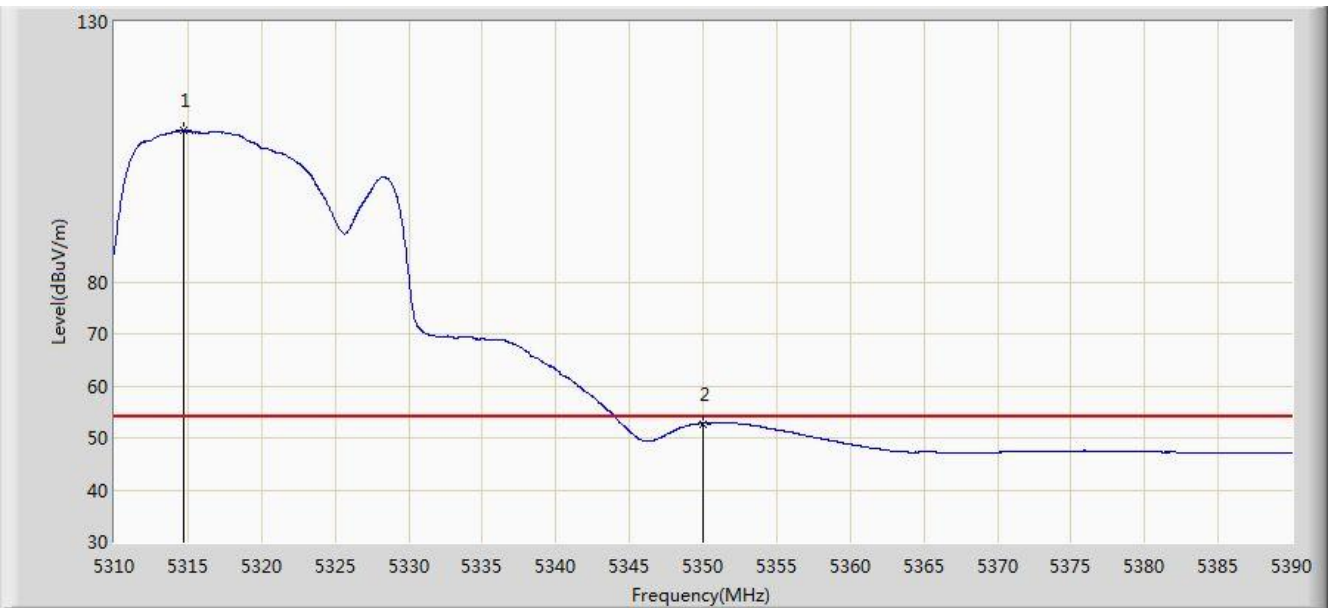


No	Flag	Mark	Frequency (MHz)	Measure Level (dBuV/m)	Reading Level (dBuV)	Over Limit (dB)	Limit (dBuV/m)	Factor (dB)	Type
1		*	5316.440	119.974	116.132	N/A	N/A	3.842	PK
2			5350.000	71.457	67.552	-2.543	74.000	3.904	PK
3			5354.480	72.859	68.946	-1.141	74.000	3.912	PK

Note: Measure Level (dBuV/m) = Reading Level (dBuV) + Factor (dB)

Factor (dB) = Cable Loss (dB) + Antenna Factor (dB) (dB/m) - Pre_Amplifier Gain (dB)

Site: AC1	Time: 2017/07/23 - 11:41
Limit: FCC_Part15.209_RE(3m)	Engineer: Kevin Ker
Probe: BBHA9120D_1GHz_18GHz	Polarity: Horizontal
EUT: AC220 Wi-Fi AP OD small omni antenna US	Power: DC 54V
Test Mode: Transmit by 802.11ac-VHT20 at Channel 5320MHz Ant 1 + 2 (CDD Mode)	

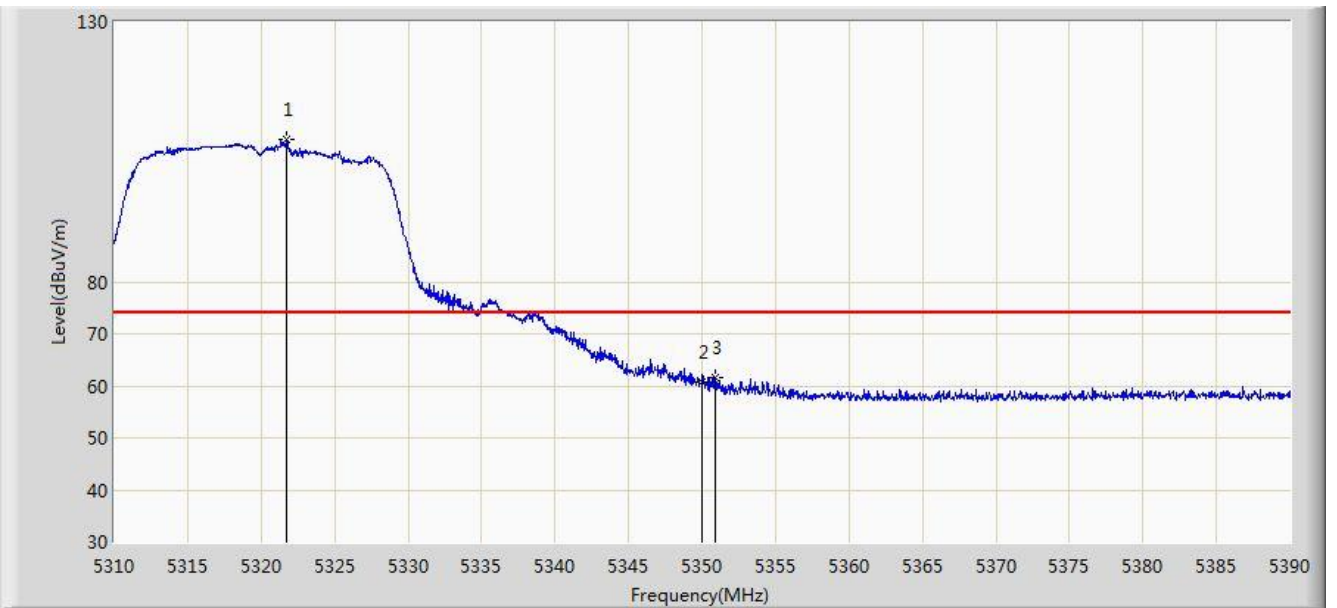


No	Flag	Mark	Frequency (MHz)	Measure Level (dBuV/m)	Reading Level (dBuV)	Over Limit (dB)	Limit (dBuV/m)	Factor (dB)	Type
1	X	*	5314.680	109.115	105.276	N/A	N/A	3.838	AV
2			5350.000	52.721	48.816	-1.279	54.000	3.904	AV

Note: Measure Level (dBuV/m) = Reading Level (dBuV) + Factor (dB)

Factor (dB) = Cable Loss (dB) + Antenna Factor (dB) (dB/m) - Pre_Amplifier Gain (dB)

Site: AC1	Time: 2017/07/23 - 11:42
Limit: FCC_Part15.209_RE(3m)	Engineer: Kevin Ker
Probe: BBHA9120D_1GHz_18GHz	Polarity: Vertical
EUT: AC220 Wi-Fi AP OD small omni antenna US	Power: DC 54V
Test Mode: Transmit by 802.11ac-VHT20 at Channel 5320MHz Ant 1 + 2 (CDD Mode)	

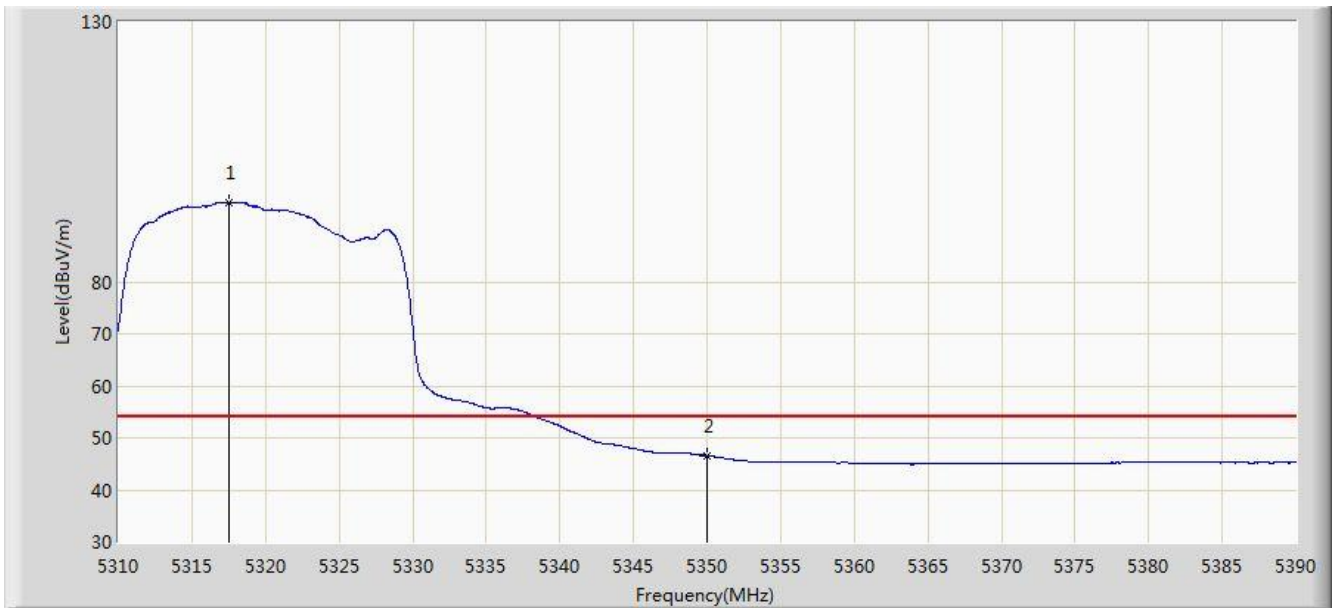


No	Flag	Mark	Frequency (MHz)	Measure Level (dBuV/m)	Reading Level (dBuV)	Over Limit (dB)	Limit (dBuV/m)	Factor (dB)	Type
1		*	5321.680	107.315	103.463	N/A	N/A	3.852	PK
2			5350.000	60.825	56.920	-13.175	74.000	3.904	PK
3			5350.920	61.696	57.790	-12.304	74.000	3.906	PK

Note: Measure Level (dB μ V/m) = Reading Level (dB μ V) + Factor (dB)

Factor (dB) = Cable Loss (dB) + Antenna Factor (dB) (dB/m) - Pre_Amplifier Gain (dB)

Site: AC1	Time: 2017/07/23 - 11:44
Limit: FCC_Part15.209_RE(3m)	Engineer: Kevin Ker
Probe: BBHA9120D_1GHz_18GHz	Polarity: Vertical
EUT: AC220 Wi-Fi AP OD small omni antenna US	Power: DC 54V
Test Mode: Transmit by 802.11ac-VHT20 at Channel 5320MHz Ant 1 + 2 (CDD Mode)	

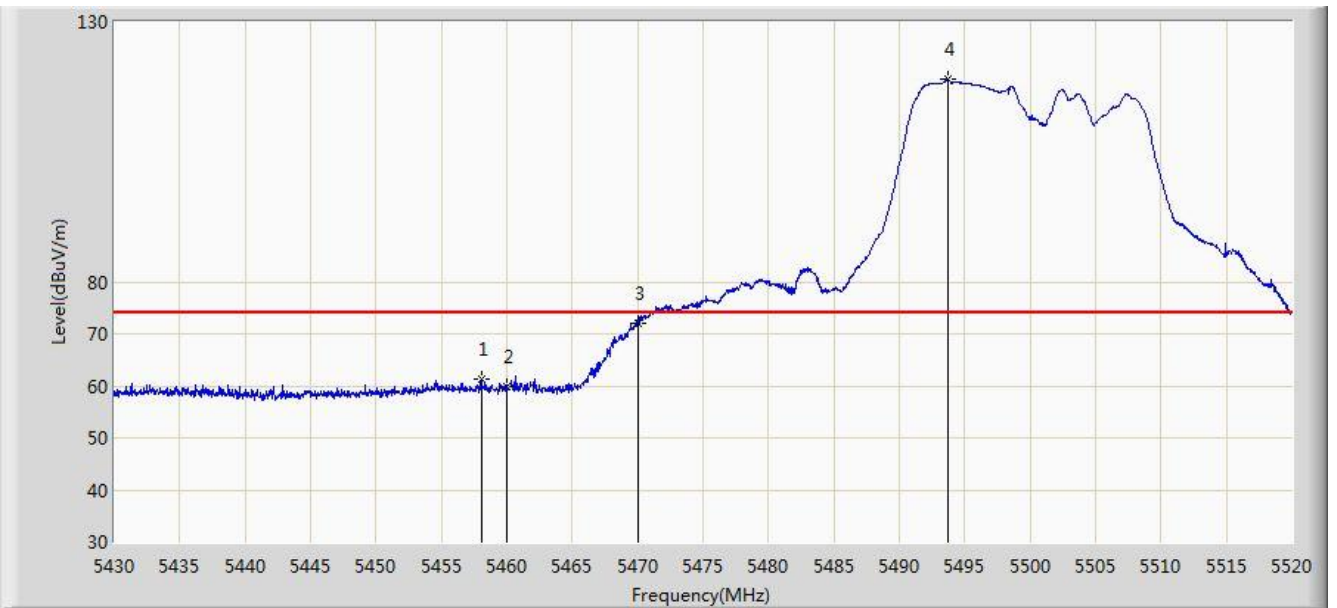


No	Flag	Mark	Frequency (MHz)	Measure Level (dBuV/m)	Reading Level (dBuV)	Over Limit (dB)	Limit (dBuV/m)	Factor (dB)	Type
1		*	5317.560	95.292	91.448	N/A	N/A	3.844	AV
2			5350.000	46.611	42.706	-7.389	54.000	3.904	AV

Note: Measure Level (dB μ V/m) = Reading Level (dB μ V) + Factor (dB)

Factor (dB) = Cable Loss (dB) + Antenna Factor (dB) (dB/m) - Pre_Amplifier Gain (dB)

Site: AC1	Time: 2017/07/23 - 11:51
Limit: FCC_Part15.209_RE(3m)	Engineer: Kevin Ker
Probe: BBHA9120D_1GHz_18GHz	Polarity: Horizontal
EUT: AC220 Wi-Fi AP OD small omni antenna US	Power: DC 54V
Test Mode: Transmit by 802.11ac-VHT20 at Channel 5500MHz Ant 1 + 2 (CDD Mode)	

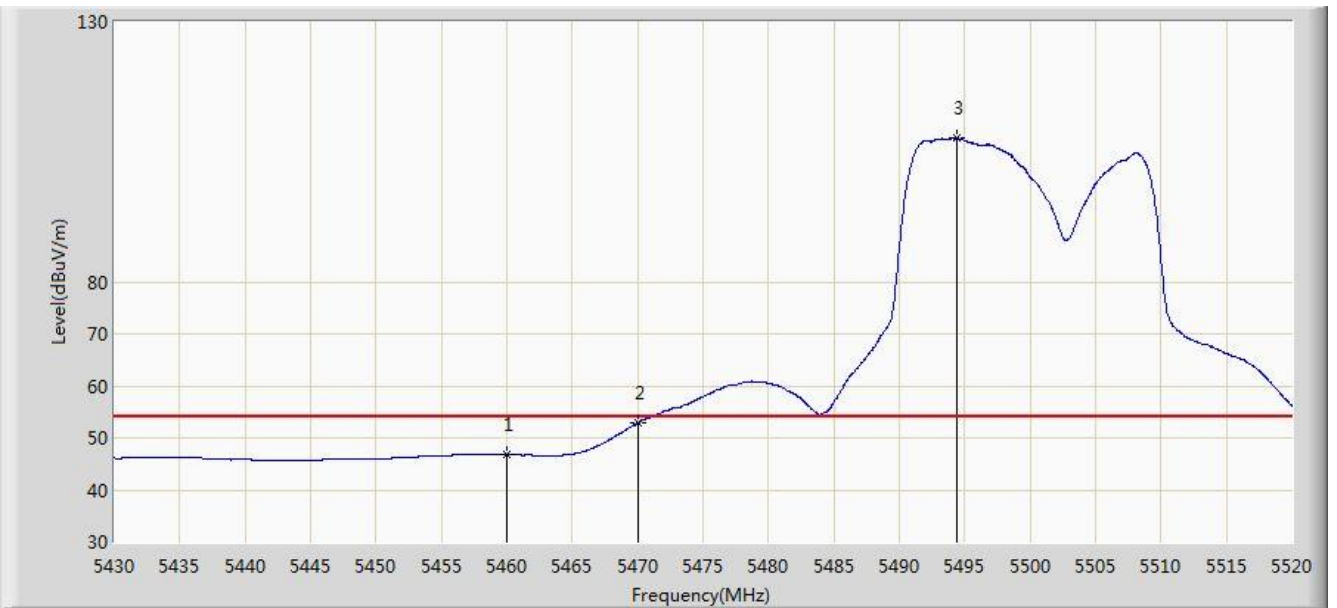


No	Flag	Mark	Frequency (MHz)	Measure Level (dBuV/m)	Reading Level (dBuV)	Over Limit (dB)	Limit (dBuV/m)	Factor (dB)	Type
1			5458.080	61.255	57.079	-12.745	74.000	4.176	PK
2			5460.000	59.764	55.584	-14.236	74.000	4.180	PK
3			5470.000	71.957	67.755	-2.043	74.000	4.202	PK
4		*	5493.765	118.905	114.649	N/A	N/A	4.257	PK

Note: Measure Level (dBuV/m) = Reading Level (dBuV) + Factor (dB)

Factor (dB) = Cable Loss (dB) + Antenna Factor (dB) (dB/m) - Pre_Amplifier Gain (dB)

Site: AC1	Time: 2017/07/23 - 11:58
Limit: FCC_Part15.209_RE(3m)	Engineer: Kevin Ker
Probe: BBHA9120D_1GHz_18GHz	Polarity: Horizontal
EUT: AC220 Wi-Fi AP OD small omni antenna US	Power: DC 54V
Test Mode: Transmit by 802.11ac-VHT20 at Channel 5500MHz Ant 1 + 2 (CDD Mode)	

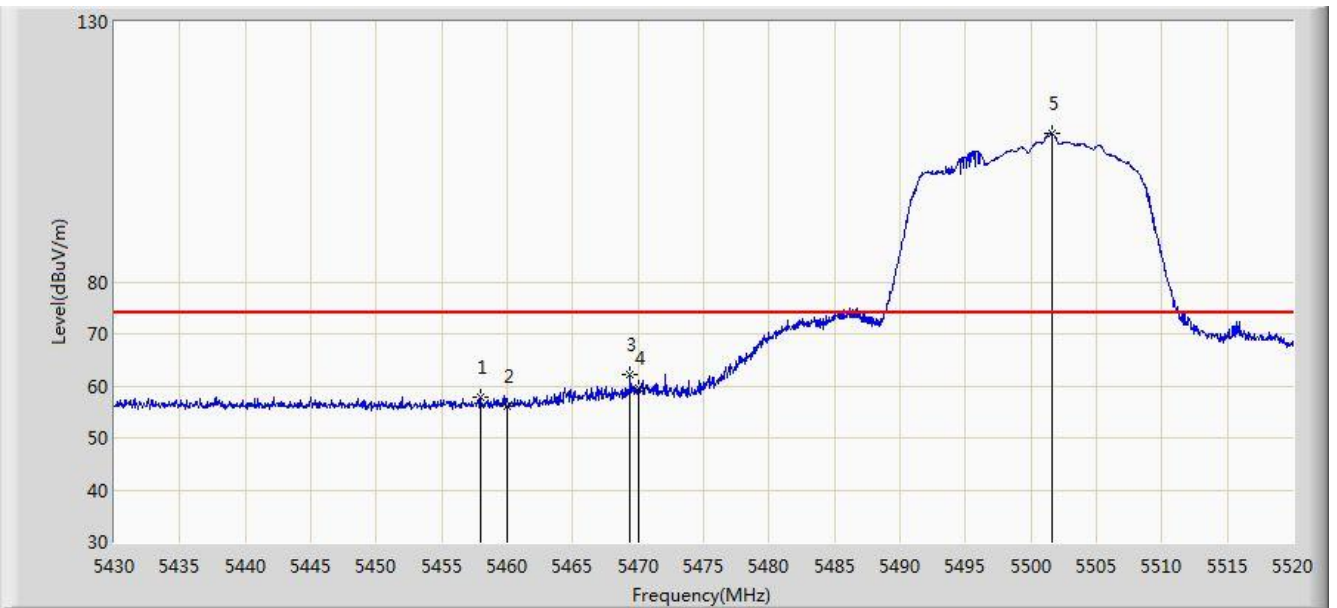


No	Flag	Mark	Frequency (MHz)	Measure Level (dBuV/m)	Reading Level (dBuV)	Over Limit (dB)	Limit (dBuV/m)	Factor (dB)	Type
1			5460.000	46.720	42.540	-7.280	54.000	4.180	AV
2			5470.000	52.922	48.720	-1.078	54.000	4.202	AV
3		*	5494.350	107.559	103.301	N/A	N/A	4.258	AV

Note: Measure Level (dBuV/m) = Reading Level (dBuV) + Factor (dB)

Factor (dB) = Cable Loss (dB) + Antenna Factor (dB) (dB/m) - Pre_Amplifier Gain (dB)

Site: AC1	Time: 2017/07/23 - 11:59
Limit: FCC_Part15.209_RE(3m)	Engineer: Kevin Ker
Probe: BBHA9120D_1GHz_18GHz	Polarity: Vertical
EUT: AC220 Wi-Fi AP OD small omni antenna US	Power: DC 54V
Test Mode: Transmit by 802.11ac-VHT20 at Channel 5500MHz Ant 1 + 2 (CDD Mode)	

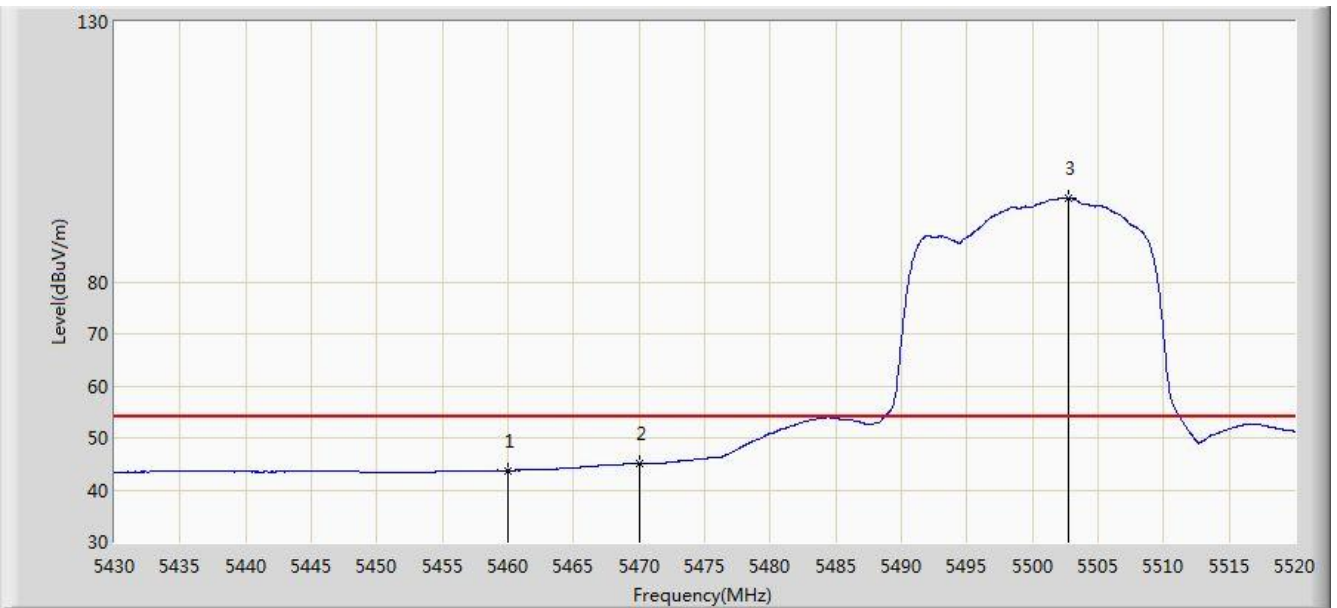


No	Flag	Mark	Frequency (MHz)	Measure Level (dBuV/m)	Reading Level (dBuV)	Over Limit (dB)	Limit (dBuV/m)	Factor (dB)	Type
1			5457.945	57.971	53.795	-16.029	74.000	4.176	PK
2			5460.000	55.958	51.778	-18.042	74.000	4.180	PK
3			5469.375	62.158	57.957	-11.842	74.000	4.201	PK
4			5470.000	59.491	55.289	-14.509	74.000	4.202	PK
5		*	5501.595	108.528	104.251	N/A	N/A	4.277	PK

Note: Measure Level (dB μ V/m) = Reading Level (dB μ V) + Factor (dB)

Factor (dB) = Cable Loss (dB) + Antenna Factor (dB) (dB/m) - Pre_Amplifier Gain (dB)

Site: AC1	Time: 2017/07/23 - 12:01
Limit: FCC_Part15.209_RE(3m)	Engineer: Kevin Ker
Probe: BBHA9120D_1GHz_18GHz	Polarity: Vertical
EUT: AC220 Wi-Fi AP OD small omni antenna US	Power: DC 54V
Test Mode: Transmit by 802.11ac-VHT20 at Channel 5500MHz Ant 1 + 2 (CDD Mode)	

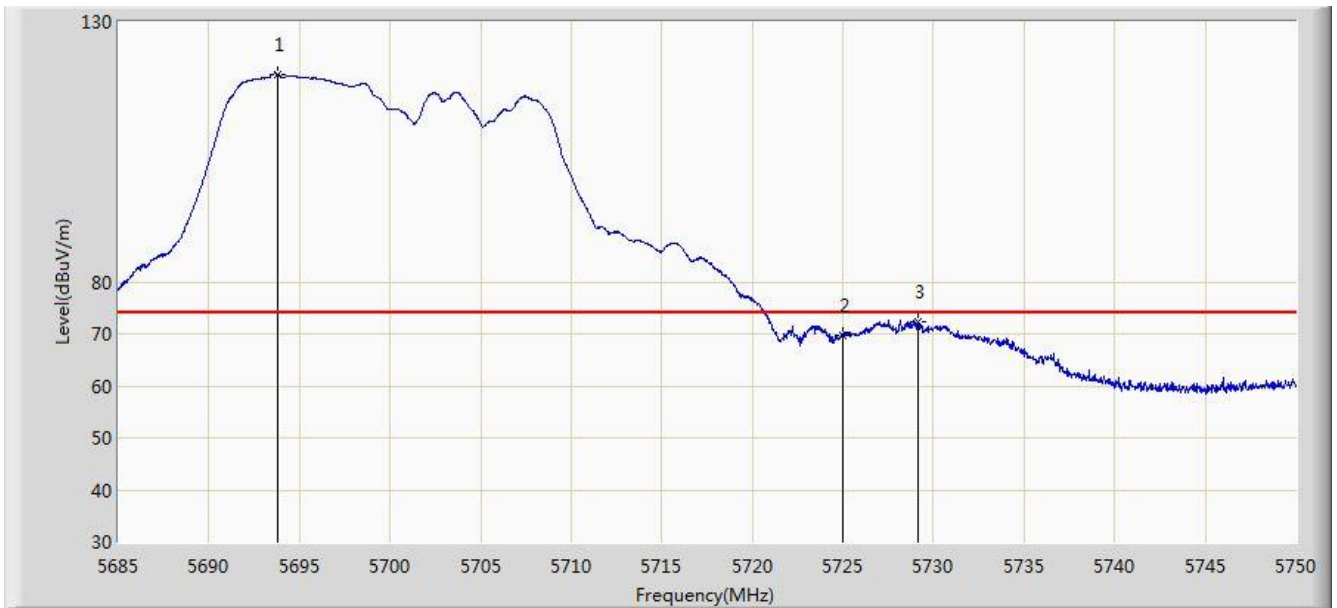


No	Flag	Mark	Frequency (MHz)	Measure Level (dBuV/m)	Reading Level (dBuV)	Over Limit (dB)	Limit (dBuV/m)	Factor (dB)	Type
1			5460.000	43.752	39.572	-10.248	54.000	4.180	AV
2			5470.000	45.077	40.875	-8.923	54.000	4.202	AV
3		*	5502.765	96.036	91.756	N/A	N/A	4.281	AV

Note: Measure Level (dBuV/m) = Reading Level (dBuV) + Factor (dB)

Factor (dB) = Cable Loss (dB) + Antenna Factor (dB) (dB/m) - Pre_Amplifier Gain (dB)

Site: AC1	Time: 2017/07/23 - 12:07
Limit: FCC_Part15.209_RE(3m)	Engineer: Kevin Ker
Probe: BBHA9120D_1GHz_18GHz	Polarity: Horizontal
EUT: AC220 Wi-Fi AP OD small omni antenna US	Power: DC 54V
Test Mode: Transmit by 802.11ac-VHT20 at Channel 5700MHz Ant 1 + 2 (CDD Mode)	

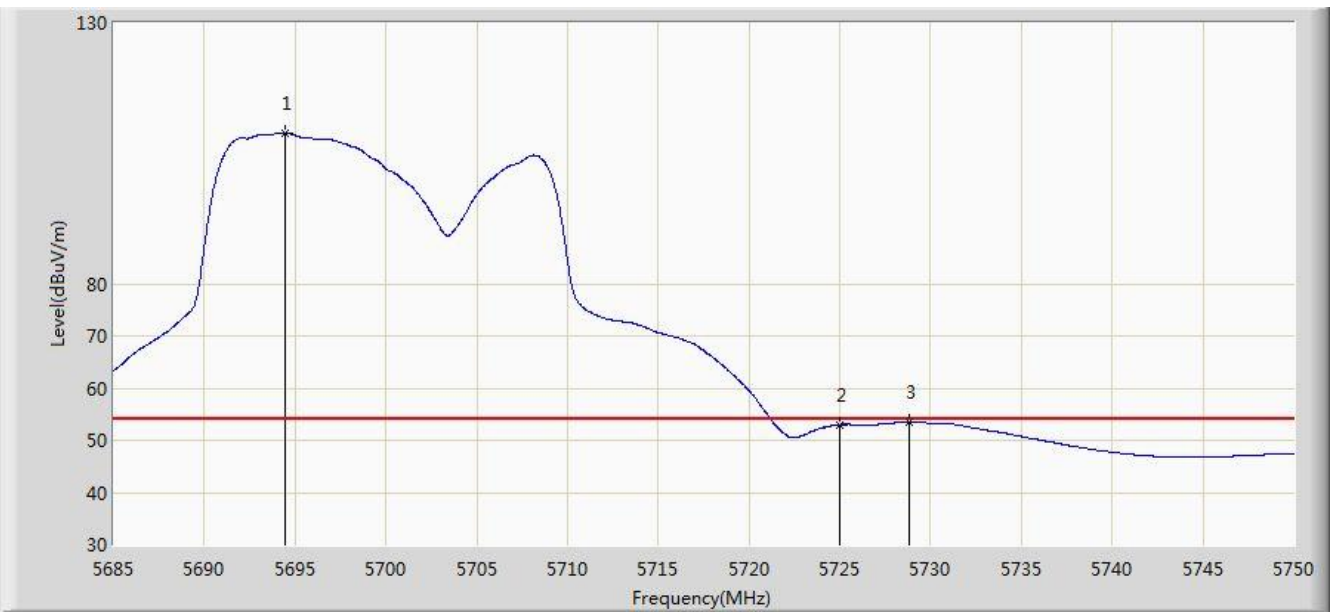


No	Flag	Mark	Frequency (MHz)	Measure Level (dBuV/m)	Reading Level (dBuV)	Over Limit (dB)	Limit (dBuV/m)	Factor (dB)	Type
1		*	5693.775	119.948	115.103	N/A	N/A	4.845	PK
2			5725.000	69.619	64.590	-4.381	74.000	5.029	PK
3			5729.135	72.414	67.359	-1.586	74.000	5.055	PK

Note: Measure Level (dB μ V/m) = Reading Level (dB μ V) + Factor (dB)

Factor (dB) = Cable Loss (dB) + Antenna Factor (dB) (dB/m) - Pre_Amplifier Gain (dB)

Site: AC1	Time: 2017/07/23 - 12:06
Limit: FCC_Part15.209_RE(3m)	Engineer: Kevin Ker
Probe: BBHA9120D_1GHz_18GHz	Polarity: Horizontal
EUT: AC220 Wi-Fi AP OD small omni antenna US	Power: DC 54V
Test Mode: Transmit by 802.11ac-VHT20 at Channel 5700MHz Ant 1 + 2 (CDD Mode)	

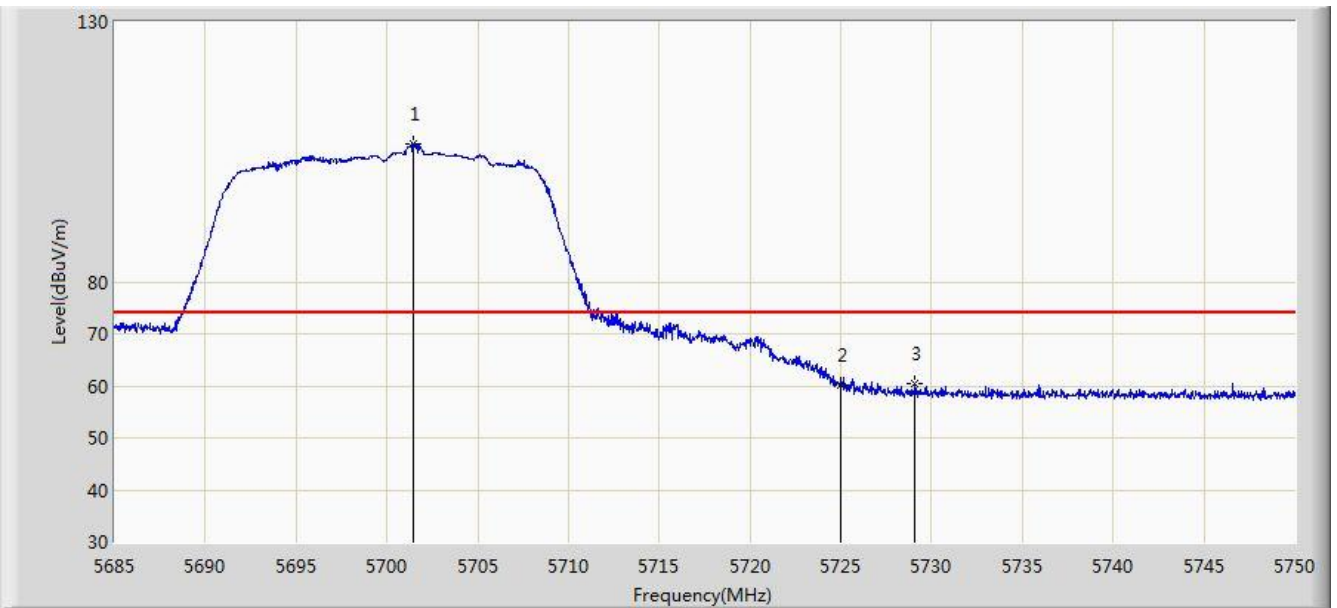


No	Flag	Mark	Frequency (MHz)	Measure Level (dBuV/m)	Reading Level (dBuV)	Over Limit (dB)	Limit (dBuV/m)	Factor (dB)	Type
1		*	5694.458	108.785	103.936	N/A	N/A	4.849	AV
2			5725.000	52.987	47.958	-1.013	54.000	5.029	AV
3			5728.842	53.515	48.461	-0.485	54.000	5.054	AV

Note: Measure Level (dBμV/m) = Reading Level (dBμV) + Factor (dB)

Factor (dB) = Cable Loss (dB) + Antenna Factor (dB) (dB/m) - Pre_Amplifier Gain (dB)

Site: AC1	Time: 2017/07/23 - 12:09
Limit: FCC_Part15.209_RE(3m)	Engineer: Kevin Ker
Probe: BBHA9120D_1GHz_18GHz	Polarity: Vertical
EUT: AC220 Wi-Fi AP OD small omni antenna US	Power: DC 54V
Test Mode: Transmit by 802.11ac-VHT20 at Channel 5700MHz Ant 1 + 2 (CDD Mode)	

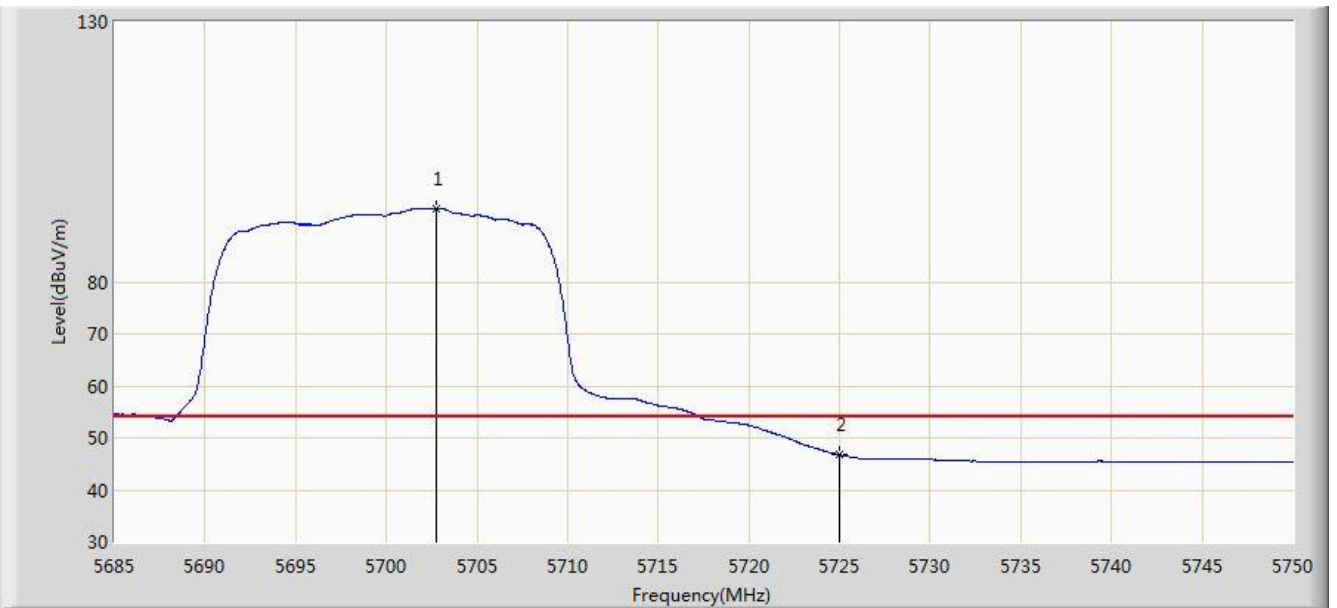


No	Flag	Mark	Frequency (MHz)	Measure Level (dBuV/m)	Reading Level (dBuV)	Over Limit (dB)	Limit (dBuV/m)	Factor (dB)	Type
1		*	5701.445	106.483	101.597	N/A	N/A	4.886	PK
2			5725.000	60.256	55.227	-13.744	74.000	5.029	PK
3			5729.070	60.485	55.430	-13.515	74.000	5.055	PK

Note: Measure Level (dB μ V/m) = Reading Level (dB μ V) + Factor (dB)

Factor (dB) = Cable Loss (dB) + Antenna Factor (dB) (dB/m) - Pre_Amplifier Gain (dB)

Site: AC1	Time: 2017/07/23 - 12:11
Limit: FCC_Part15.209_RE(3m)	Engineer: Kevin Ker
Probe: BBHA9120D_1GHz_18GHz	Polarity: Vertical
EUT: AC220 Wi-Fi AP OD small omni antenna US	Power: DC 54V
Test Mode: Transmit by 802.11ac-VHT20 at Channel 5700MHz Ant 1 + 2 (CDD Mode)	

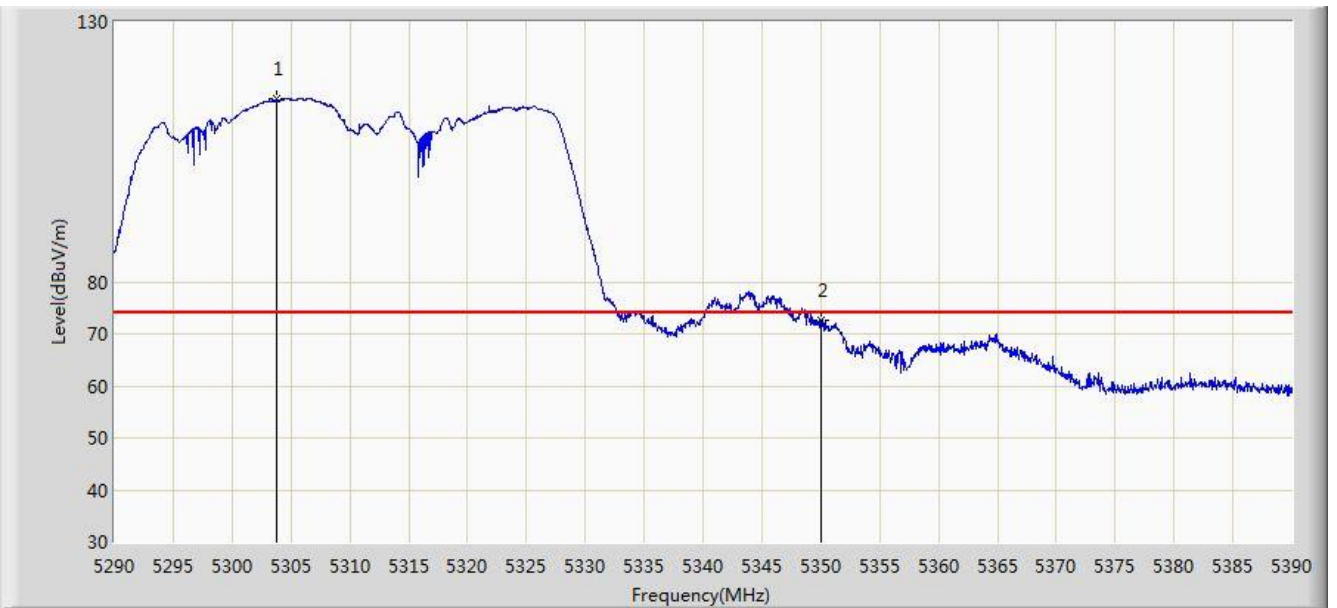


No	Flag	Mark	Frequency (MHz)	Measure Level (dBuV/m)	Reading Level (dBuV)	Over Limit (dB)	Limit (dBuV/m)	Factor (dB)	Type
1		*	5702.745	94.104	89.211	N/A	N/A	4.893	AV
2			5725.000	46.733	41.704	-7.267	54.000	5.029	AV

Note: Measure Level (dBuV/m) = Reading Level (dBuV) + Factor (dB)

Factor (dB) = Cable Loss (dB) + Antenna Factor (dB) (dB/m) - Pre_Amplifier Gain (dB)

Site: AC1	Time: 2017/07/23 - 13:35
Limit: FCC_Part15.209_RE(3m)	Engineer: Kevin Ker
Probe: BBHA9120D_1GHz_18GHz	Polarity: Horizontal
EUT: AC220 Wi-Fi AP OD small omni antenna US	Power: DC 54V
Test Mode: Transmit by 802.11ac-VHT40 at Channel 5310MHz Ant 1 + 2 (CDD Mode)	

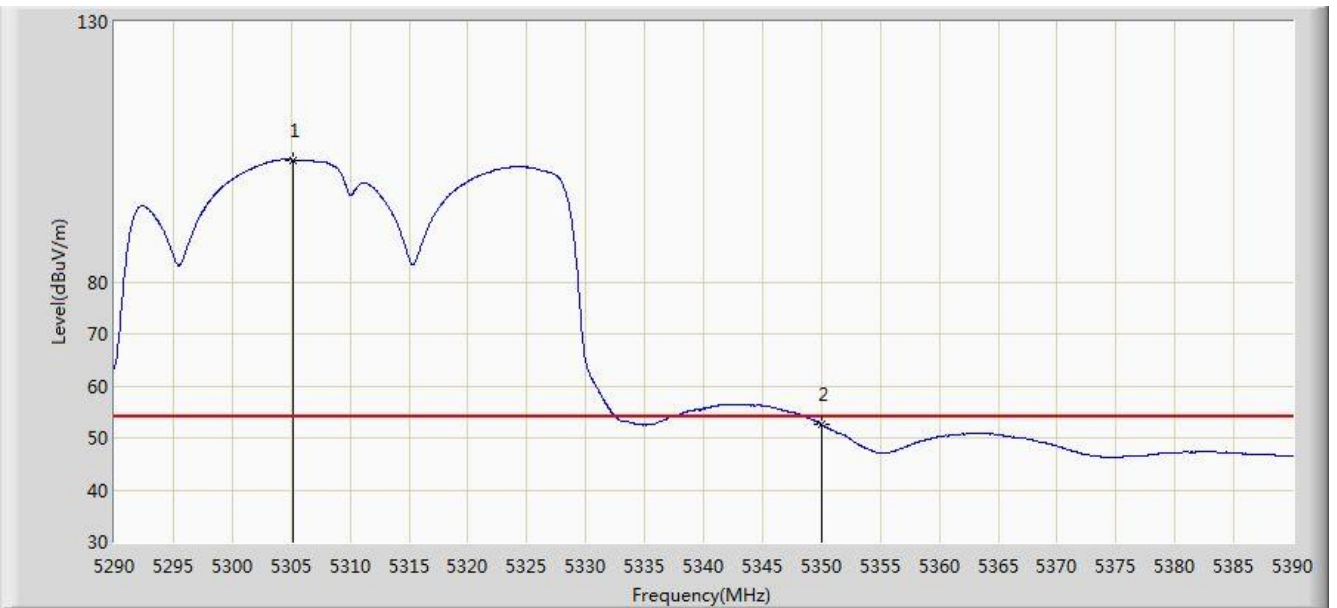


No	Flag	Mark	Frequency (MHz)	Measure Level (dBuV/m)	Reading Level (dBuV)	Over Limit (dB)	Limit (dBuV/m)	Factor (dB)	Type
1		*	5303.750	115.351	111.533	N/A	N/A	3.819	PK
2			5350.000	72.687	68.782	-1.313	74.000	3.904	PK

Note: Measure Level (dBuV/m) = Reading Level (dBuV) + Factor (dB)

Factor (dB) = Cable Loss (dB) + Antenna Factor (dB) (dB/m) - Pre_Amplifier Gain (dB)

Site: AC1	Time: 2017/07/23 - 13:36
Limit: FCC_Part15.209_RE(3m)	Engineer: Kevin Ker
Probe: BBHA9120D_1GHz_18GHz	Polarity: Horizontal
EUT: AC220 Wi-Fi AP OD small omni antenna US	Power: DC 54V
Test Mode: Transmit by 802.11ac-VHT40 at Channel 5310MHz Ant 1 + 2 (CDD Mode)	

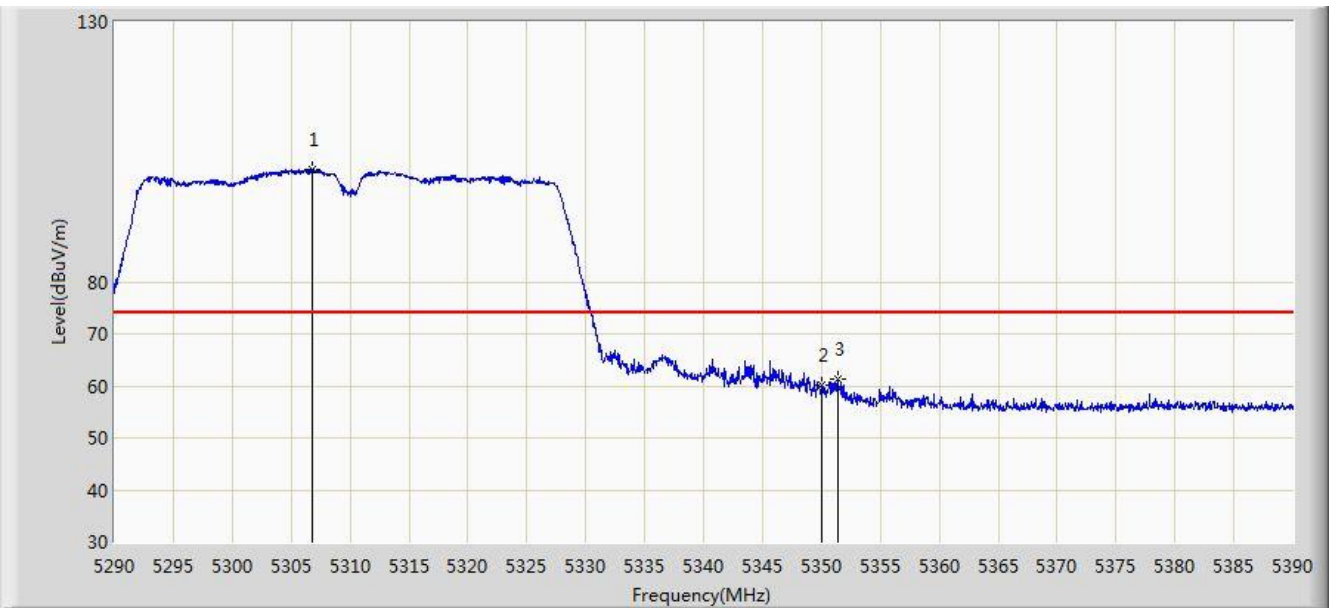


No	Flag	Mark	Frequency (MHz)	Measure Level (dBuV/m)	Reading Level (dBuV)	Over Limit (dB)	Limit (dBuV/m)	Factor (dB)	Type
1		*	5305.200	103.472	99.651	N/A	N/A	3.821	AV
2			5350.000	52.564	48.659	-1.436	54.000	3.904	AV

Note: Measure Level (dB μ V/m) = Reading Level (dB μ V) + Factor (dB)

Factor (dB) = Cable Loss (dB) + Antenna Factor (dB) (dB/m) - Pre_Amplifier Gain (dB)

Site: AC1	Time: 2017/07/23 - 13:37
Limit: FCC_Part15.209_RE(3m)	Engineer: Kevin Ker
Probe: BBHA9120D_1GHz_18GHz	Polarity: Vertical
EUT: AC220 Wi-Fi AP OD small omni antenna US	Power: DC 54V
Test Mode: Transmit by 802.11ac-VHT40 at Channel 5310MHz Ant 1 + 2 (CDD Mode)	

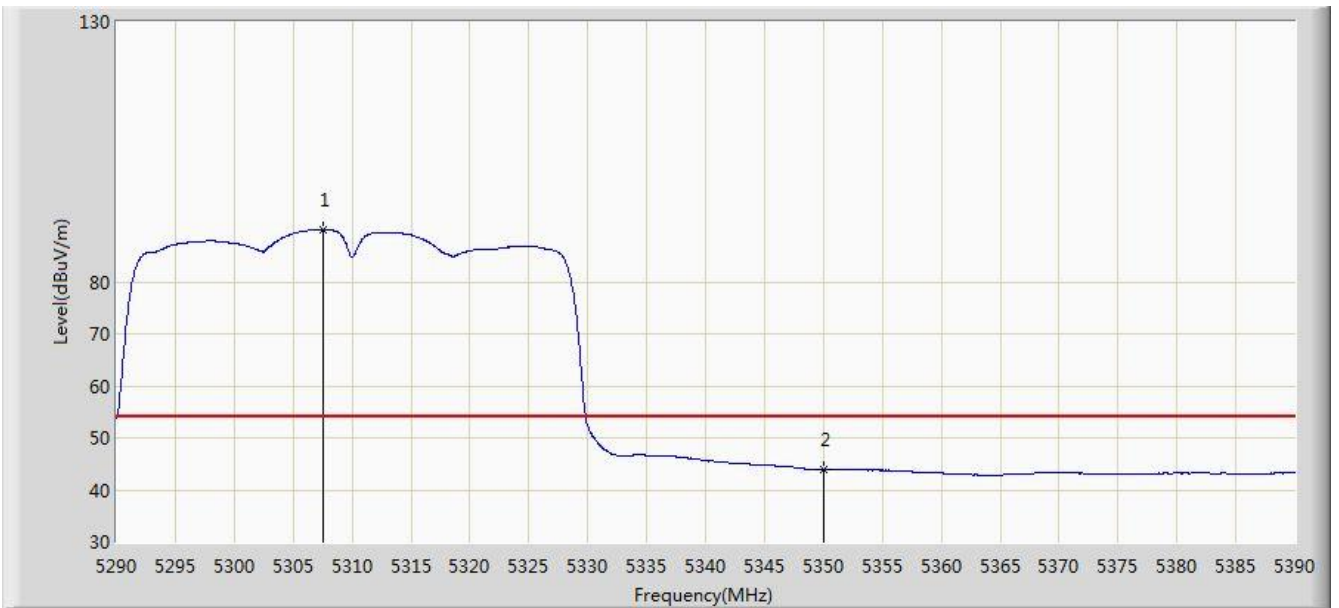


No	Flag	Mark	Frequency (MHz)	Measure Level (dBuV/m)	Reading Level (dBuV)	Over Limit (dB)	Limit (dBuV/m)	Factor (dB)	Type
1		*	5306.800	101.647	97.823	N/A	N/A	3.824	PK
2			5350.000	60.070	56.165	-13.930	74.000	3.904	PK
3			5351.400	61.448	57.541	-12.552	74.000	3.907	PK

Note: Measure Level (dB μ V/m) = Reading Level (dB μ V) + Factor (dB)

Factor (dB) = Cable Loss (dB) + Antenna Factor (dB) (dB/m) - Pre_Amplifier Gain (dB)

Site: AC1	Time: 2017/07/23 - 13:39
Limit: FCC_Part15.209_RE(3m)	Engineer: Kevin Ker
Probe: BBHA9120D_1GHz_18GHz	Polarity: Vertical
EUT: AC220 Wi-Fi AP OD small omni antenna US	Power: DC 54V
Test Mode: Transmit by 802.11ac-VHT40 at Channel 5310MHz Ant 1 + 2 (CDD Mode)	

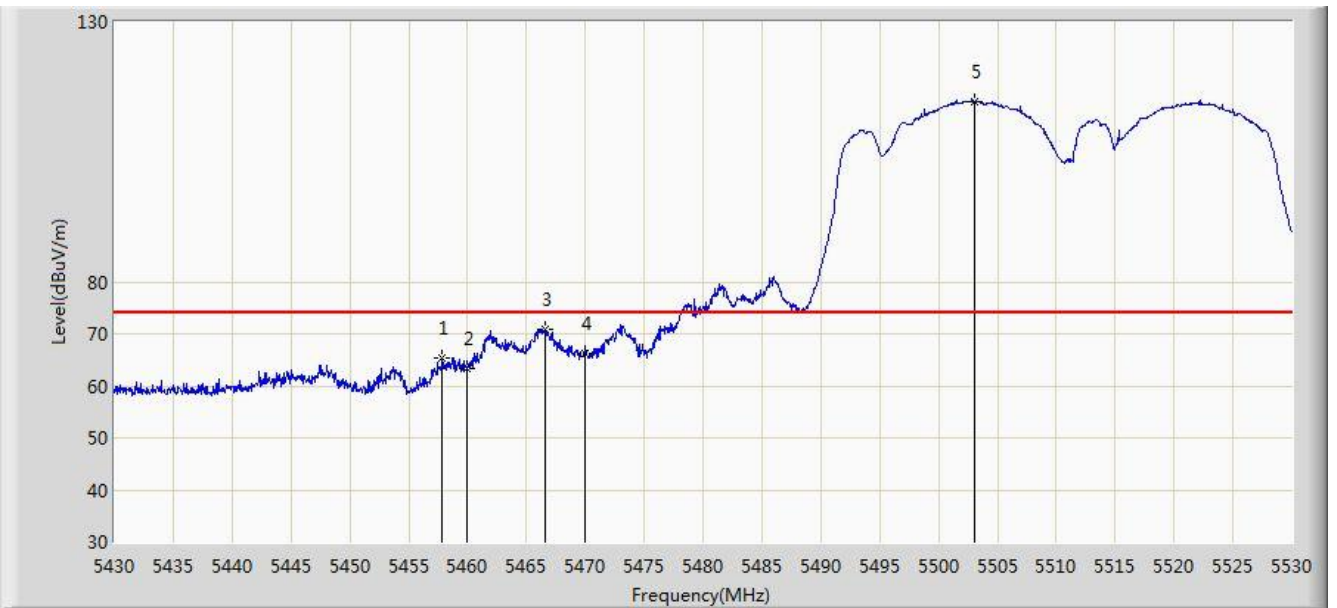


No	Flag	Mark	Frequency (MHz)	Measure Level (dBuV/m)	Reading Level (dBuV)	Over Limit (dB)	Limit (dBuV/m)	Factor (dB)	Type
1		*	5307.500	90.001	86.176	N/A	N/A	3.825	AV
2			5350.000	43.869	39.964	-10.131	54.000	3.904	AV

Note: Measure Level (dB μ V/m) = Reading Level (dB μ V) + Factor (dB)

Factor (dB) = Cable Loss (dB) + Antenna Factor (dB) (dB/m) - Pre_Amplifier Gain (dB)

Site: AC1	Time: 2017/07/23 - 13:51
Limit: FCC_Part15.209_RE(3m)	Engineer: Kevin Ker
Probe: BBHA9120D_1GHz_18GHz	Polarity: Horizontal
EUT: AC220 Wi-Fi AP OD small omni antenna US	Power: DC 54V
Test Mode: Transmit by 802.11ac-VHT40 at Channel 5510MHz Ant 1 + 2 (CDD Mode)	

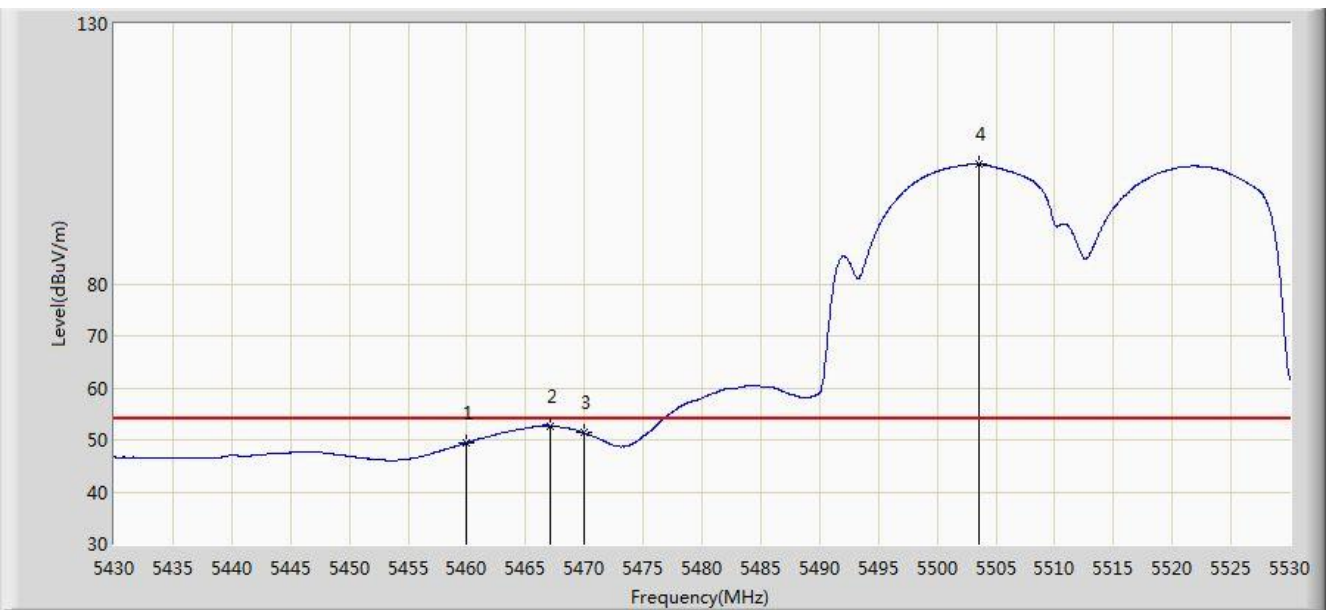


No	Flag	Mark	Frequency (MHz)	Measure Level (dBuV/m)	Reading Level (dBuV)	Over Limit (dB)	Limit (dBuV/m)	Factor (dB)	Type
1			5457.850	65.324	61.148	-8.676	74.000	4.176	PK
2			5460.000	63.317	59.137	-10.683	74.000	4.180	PK
3			5466.600	70.993	66.798	-3.007	74.000	4.195	PK
4			5470.000	66.170	61.968	-7.830	74.000	4.202	PK
5		*	5503.050	114.635	110.354	N/A	N/A	4.281	PK

Note: Measure Level (dB μ V/m) = Reading Level (dB μ V) + Factor (dB)

Factor (dB) = Cable Loss (dB) + Antenna Factor (dB) (dB/m) - Pre_Amplifier Gain (dB)

Site: AC1	Time: 2017/07/23 - 13:50
Limit: FCC_Part15.209_RE(3m)	Engineer: Kevin Ker
Probe: BBHA9120D_1GHz_18GHz	Polarity: Horizontal
EUT: AC220 Wi-Fi AP OD small omni antenna US	Power: DC 54V
Test Mode: Transmit by 802.11ac-VHT40 at Channel 5510MHz Ant 1 + 2 (CDD Mode)	

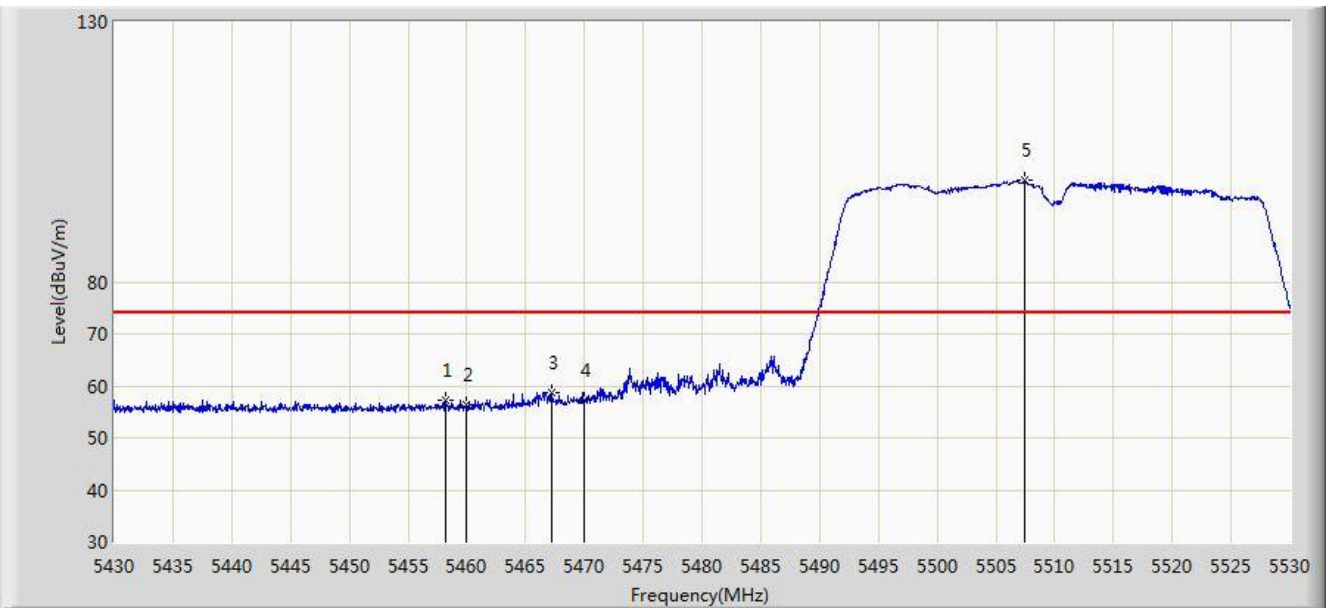


No	Flag	Mark	Frequency (MHz)	Measure Level (dBuV/m)	Reading Level (dBuV)	Over Limit (dB)	Limit (dBuV/m)	Factor (dB)	Type
1			5460.000	49.387	45.207	-4.613	54.000	4.180	AV
2			5467.100	52.715	48.519	-1.285	54.000	4.196	AV
3			5470.000	51.325	47.123	-2.675	54.000	4.202	AV
4		*	5503.500	102.938	98.656	N/A	N/A	4.283	AV

Note: Measure Level (dB μ V/m) = Reading Level (dB μ V) + Factor (dB)

Factor (dB) = Cable Loss (dB) + Antenna Factor (dB) (dB/m) - Pre_Amplifier Gain (dB)

Site: AC1	Time: 2017/07/23 - 13:52
Limit: FCC_Part15.209_RE(3m)	Engineer: Kevin Ker
Probe: BBHA9120D_1GHz_18GHz	Polarity: Vertical
EUT: AC220 Wi-Fi AP OD small omni antenna US	Power: DC 54V
Test Mode: Transmit by 802.11ac-VHT40 at Channel 5510MHz Ant 1 + 2 (CDD Mode)	

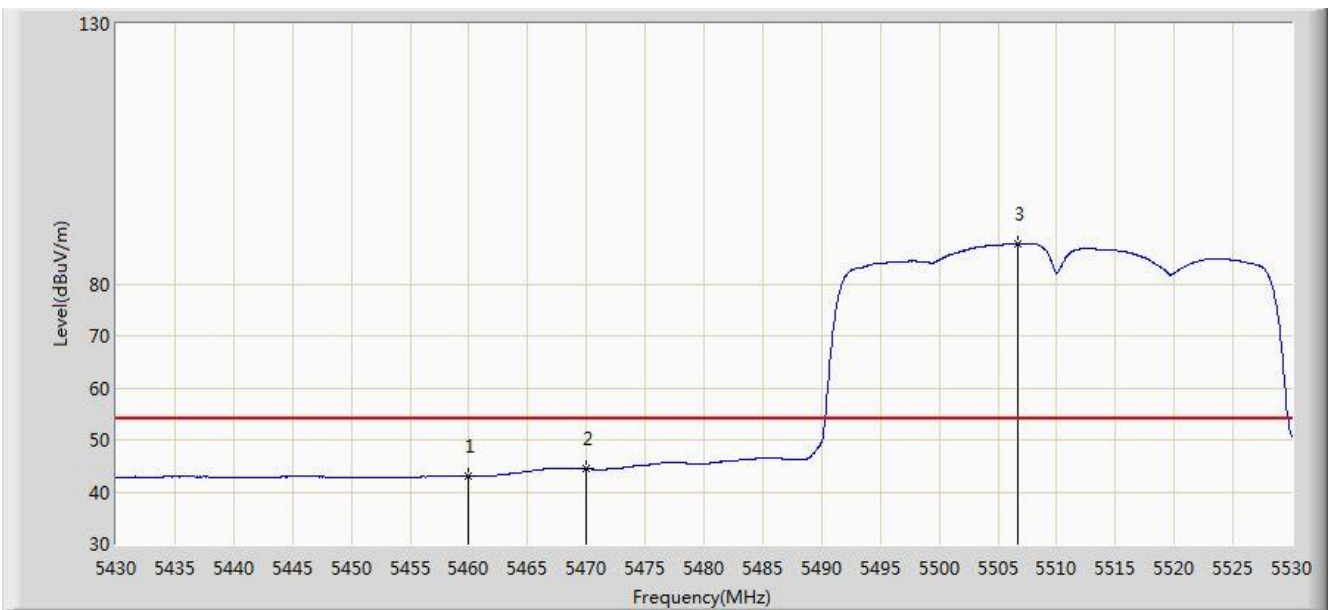


No	Flag	Mark	Frequency (MHz)	Measure Level (dBuV/m)	Reading Level (dBuV)	Over Limit (dB)	Limit (dBuV/m)	Factor (dB)	Type
1			5458.150	57.210	53.034	-16.790	74.000	4.176	PK
2			5460.000	56.340	52.160	-17.660	74.000	4.180	PK
3			5467.200	58.740	54.544	-15.260	74.000	4.196	PK
4			5470.000	57.112	52.910	-16.888	74.000	4.202	PK
5		*	5507.500	99.496	95.202	N/A	N/A	4.294	PK

Note: Measure Level (dB μ V/m) = Reading Level (dB μ V) + Factor (dB)

Factor (dB) = Cable Loss (dB) + Antenna Factor (dB) (dB/m) - Pre_Amplifier Gain (dB)

Site: AC1	Time: 2017/07/23 - 13:54
Limit: FCC_Part15.209_RE(3m)	Engineer: Kevin Ker
Probe: BBHA9120D_1GHz_18GHz	Polarity: Vertical
EUT: AC220 Wi-Fi AP OD small omni antenna US	Power: DC 54V
Test Mode: Transmit by 802.11ac-VHT40 at Channel 5510MHz Ant 1 + 2 (CDD Mode)	

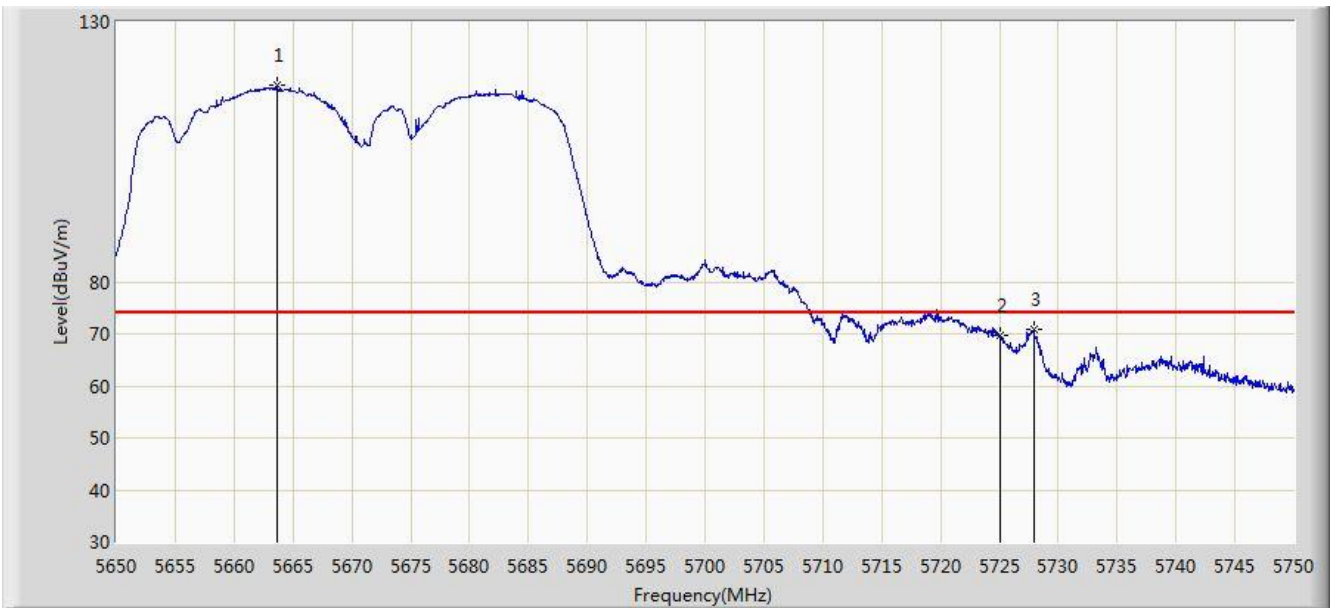


No	Flag	Mark	Frequency (MHz)	Measure Level (dBuV/m)	Reading Level (dBuV)	Over Limit (dB)	Limit (dBuV/m)	Factor (dB)	Type
1			5460.000	42.952	38.772	-11.048	54.000	4.180	AV
2			5470.000	44.438	40.236	-9.562	54.000	4.202	AV
3		*	5506.750	87.753	83.461	N/A	N/A	4.292	AV

Note: Measure Level (dBμV/m) = Reading Level (dBμV) + Factor (dB)

Factor (dB) = Cable Loss (dB) + Antenna Factor (dB) (dB/m) - Pre_Amplifier Gain (dB)

Site: AC1	Time: 2017/07/23 - 14:03
Limit: FCC_Part15.209_RE(3m)	Engineer: Kevin Ker
Probe: BBHA9120D_1GHz_18GHz	Polarity: Horizontal
EUT: AC220 Wi-Fi AP OD small omni antenna US	Power: DC 54V
Test Mode: Transmit by 802.11ac-VHT40 at Channel 5670MHz Ant 1 + 2 (CDD Mode)	

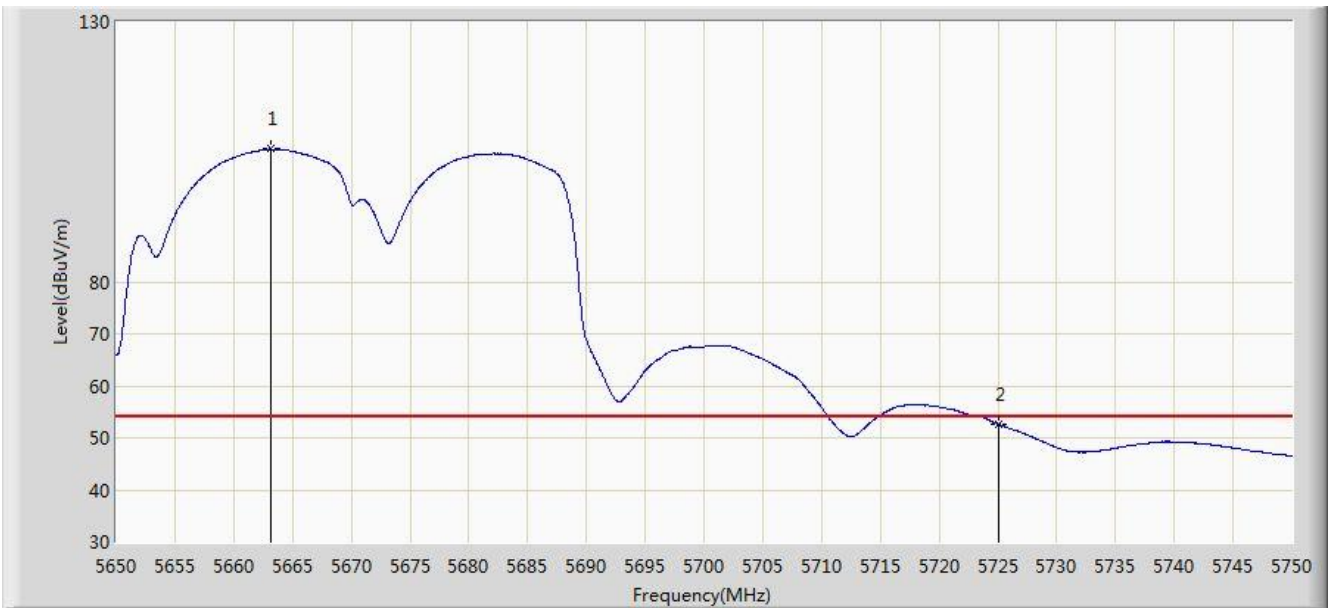


No	Flag	Mark	Frequency (MHz)	Measure Level (dBuV/m)	Reading Level (dBuV)	Over Limit (dB)	Limit (dBuV/m)	Factor (dB)	Type
1		*	5663.600	117.867	113.146	N/A	N/A	4.722	PK
2			5725.000	69.700	64.671	-4.300	74.000	5.029	PK
3			5727.900	70.966	65.918	-3.034	74.000	5.047	PK

Note: Measure Level (dBμV/m) = Reading Level (dBμV) + Factor (dB)

Factor (dB) = Cable Loss (dB) + Antenna Factor (dB) (dB/m) - Pre_Amplifier Gain (dB)

Site: AC1	Time: 2017/07/23 - 14:02
Limit: FCC_Part15.209_RE(3m)	Engineer: Kevin Ker
Probe: BBHA9120D_1GHz_18GHz	Polarity: Horizontal
EUT: AC220 Wi-Fi AP OD small omni antenna US	Power: DC 54V
Test Mode: Transmit by 802.11ac-VHT40 at Channel 5670MHz Ant 1 + 2 (CDD Mode)	

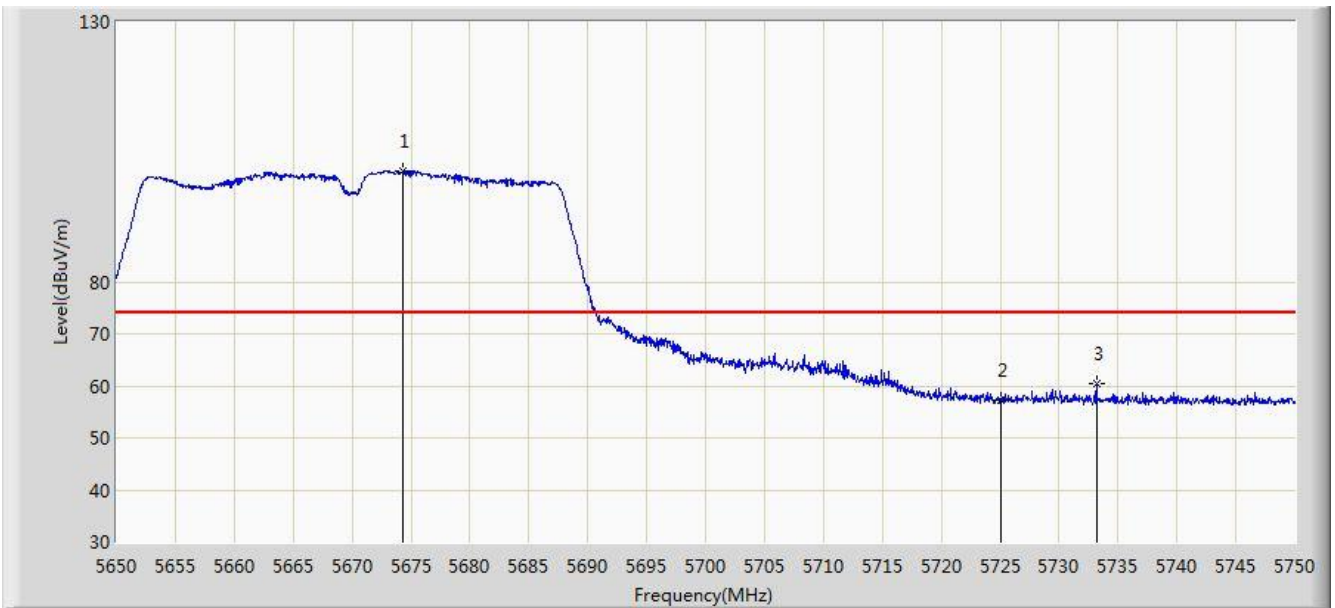


No	Flag	Mark	Frequency (MHz)	Measure Level (dBuV/m)	Reading Level (dBuV)	Over Limit (dB)	Limit (dBuV/m)	Factor (dB)	Type
1		*	5663.150	105.524	100.804	N/A	N/A	4.719	AV
2			5725.000	52.619	47.590	-1.381	54.000	5.029	AV

Note: Measure Level (dBuV/m) = Reading Level (dBuV) + Factor (dB)

Factor (dB) = Cable Loss (dB) + Antenna Factor (dB) (dB/m) - Pre_Amplifier Gain (dB)

Site: AC1	Time: 2017/07/23 - 14:04
Limit: FCC_Part15.209_RE(3m)	Engineer: Kevin Ker
Probe: BBHA9120D_1GHz_18GHz	Polarity: Vertical
EUT: AC220 Wi-Fi AP OD small omni antenna US	Power: DC 54V
Test Mode: Transmit by 802.11ac-VHT40 at Channel 5670MHz Ant 1 + 2 (CDD Mode)	

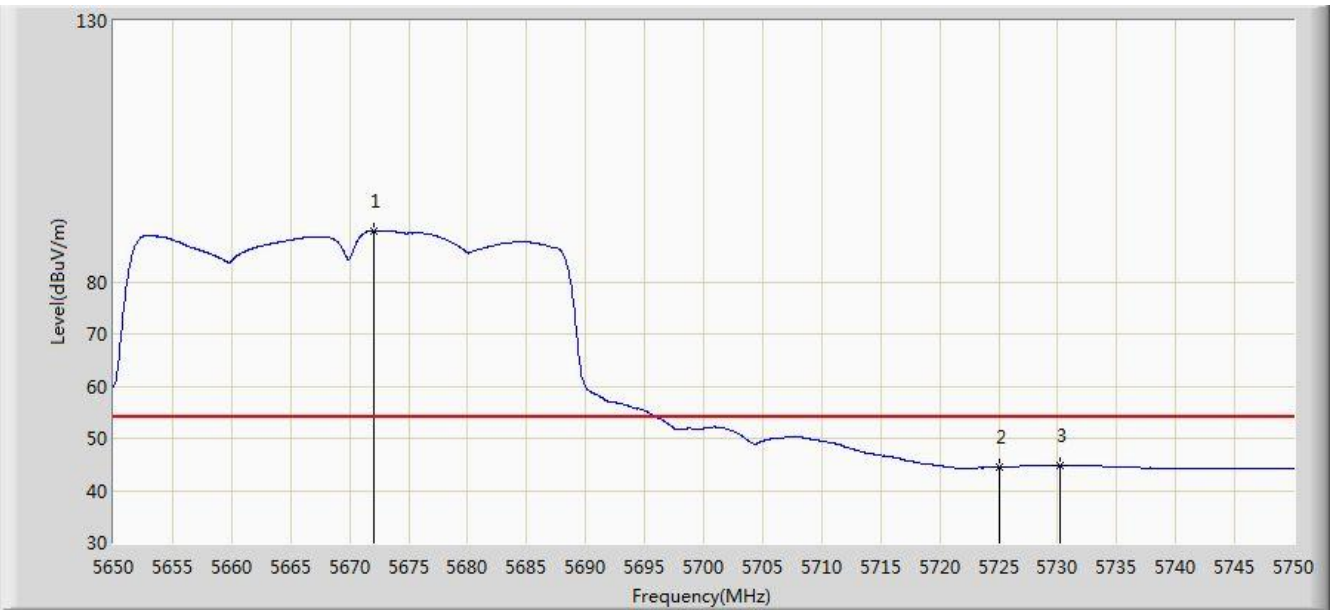


No	Flag	Mark	Frequency (MHz)	Measure Level (dBuV/m)	Reading Level (dBuV)	Over Limit (dB)	Limit (dBuV/m)	Factor (dB)	Type
1		*	5674.300	101.329	96.565	N/A	N/A	4.765	PK
2			5725.000	57.355	52.326	-16.645	74.000	5.029	PK
3			5733.150	60.322	55.241	-13.678	74.000	5.081	PK

Note: Measure Level (dBμV/m) = Reading Level (dBμV) + Factor (dB)

Factor (dB) = Cable Loss (dB) + Antenna Factor (dB) (dB/m) - Pre_Amplifier Gain (dB)

Site: AC1	Time: 2017/07/23 - 14:06
Limit: FCC_Part15.209_RE(3m)	Engineer: Kevin Ker
Probe: BBHA9120D_1GHz_18GHz	Polarity: Vertical
EUT: AC220 Wi-Fi AP OD small omni antenna US	Power: DC 54V
Test Mode: Transmit by 802.11ac-VHT40 at Channel 5670MHz Ant 1 + 2 (CDD Mode)	

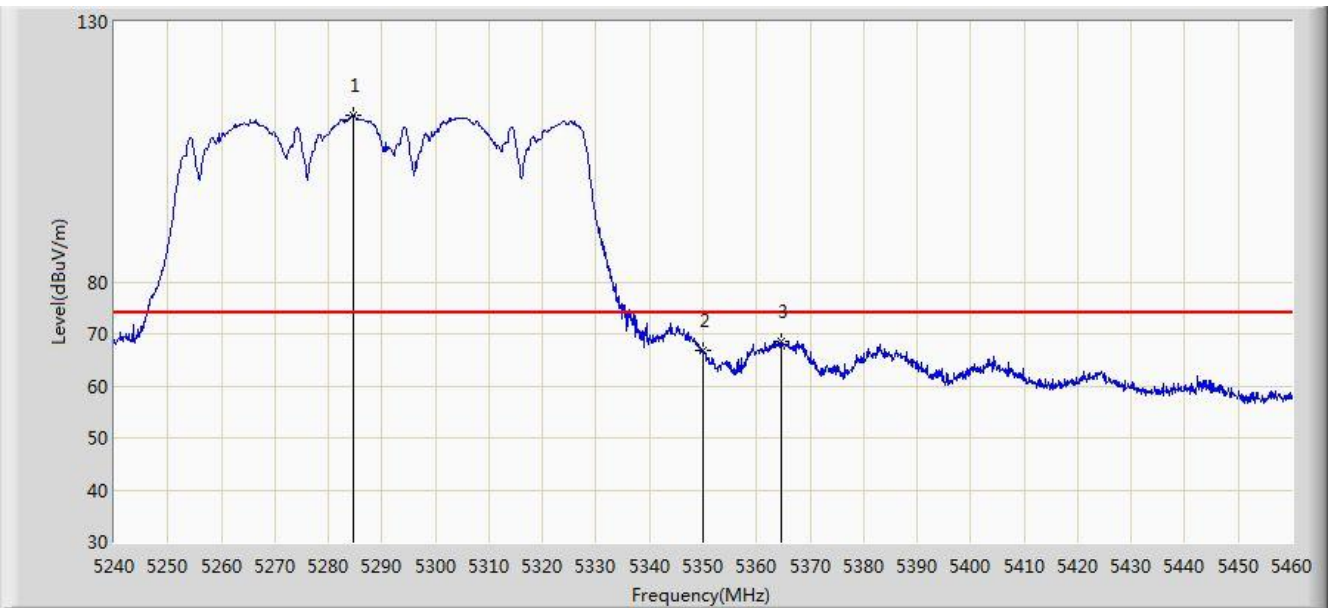


No	Flag	Mark	Frequency (MHz)	Measure Level (dBuV/m)	Reading Level (dBuV)	Over Limit (dB)	Limit (dBuV/m)	Factor (dB)	Type
1		*	5672.050	89.800	85.045	N/A	N/A	4.755	AV
2			5725.000	44.478	39.449	-9.522	54.000	5.029	AV
3			5730.200	44.813	39.751	-9.187	54.000	5.062	AV

Note: Measure Level (dBμV/m) = Reading Level (dBμV) + Factor (dB)

Factor (dB) = Cable Loss (dB) + Antenna Factor (dB) (dB/m) - Pre_Amplifier Gain (dB)

Site: AC1	Time: 2017/07/23 - 16:03
Limit: FCC_Part15.209_RE(3m)	Engineer: Kevin Ker
Probe: BBHA9120D_1GHz_18GHz	Polarity: Horizontal
EUT: AC220 Wi-Fi AP OD small omni antenna US	Power: DC 54V
Test Mode: Transmit by 802.11ac-VHT80 at Channel 5290MHz Ant 1 + 2 (CDD Mode)	

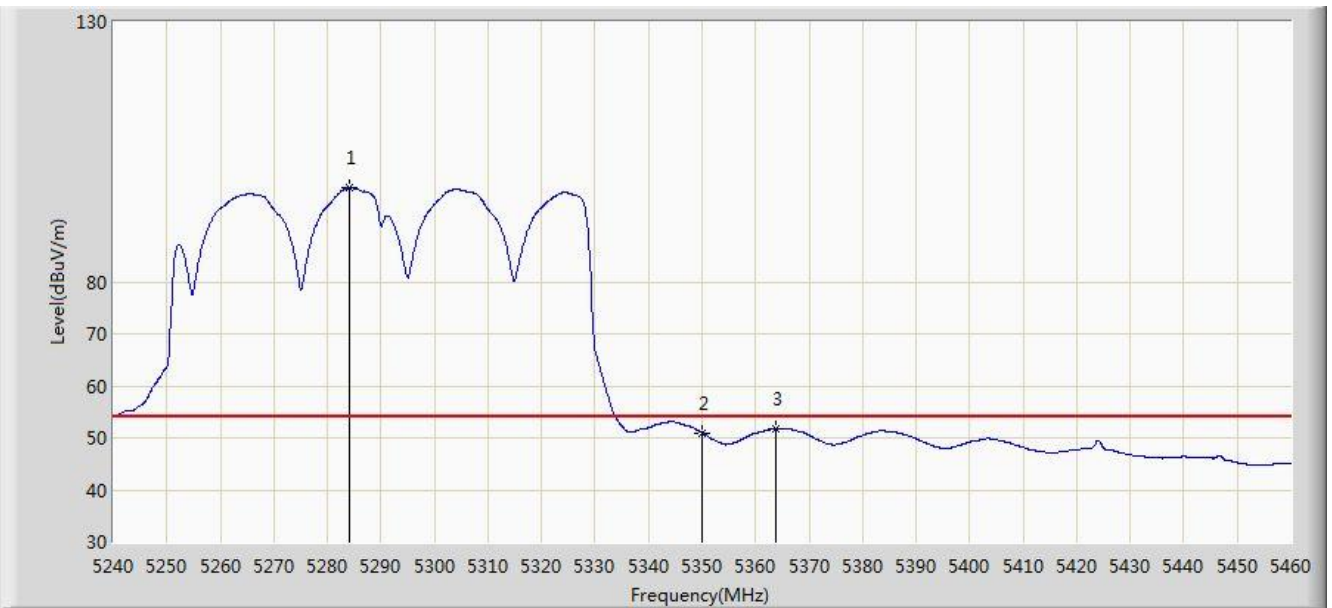


No	Flag	Mark	Frequency (MHz)	Measure Level (dBuV/m)	Reading Level (dBuV)	Over Limit (dB)	Limit (dBuV/m)	Factor (dB)	Type
1		*	5284.660	112.128	108.305	N/A	N/A	3.823	PK
2			5350.000	66.829	62.924	-7.171	74.000	3.904	PK
3			5364.630	68.522	64.591	-5.478	74.000	3.931	PK

Note: Measure Level (dB μ V/m) = Reading Level (dB μ V) + Factor (dB)

Factor (dB) = Cable Loss (dB) + Antenna Factor (dB) (dB/m) - Pre_Amplifier Gain (dB)

Site: AC1	Time: 2017/07/23 - 16:02
Limit: FCC_Part15.209_RE(3m)	Engineer: Kevin Ker
Probe: BBHA9120D_1GHz_18GHz	Polarity: Horizontal
EUT: AC220 Wi-Fi AP OD small omni antenna US	Power: DC 54V
Test Mode: Transmit by 802.11ac-VHT80 at Channel 5290MHz Ant 1 + 2 (CDD Mode)	

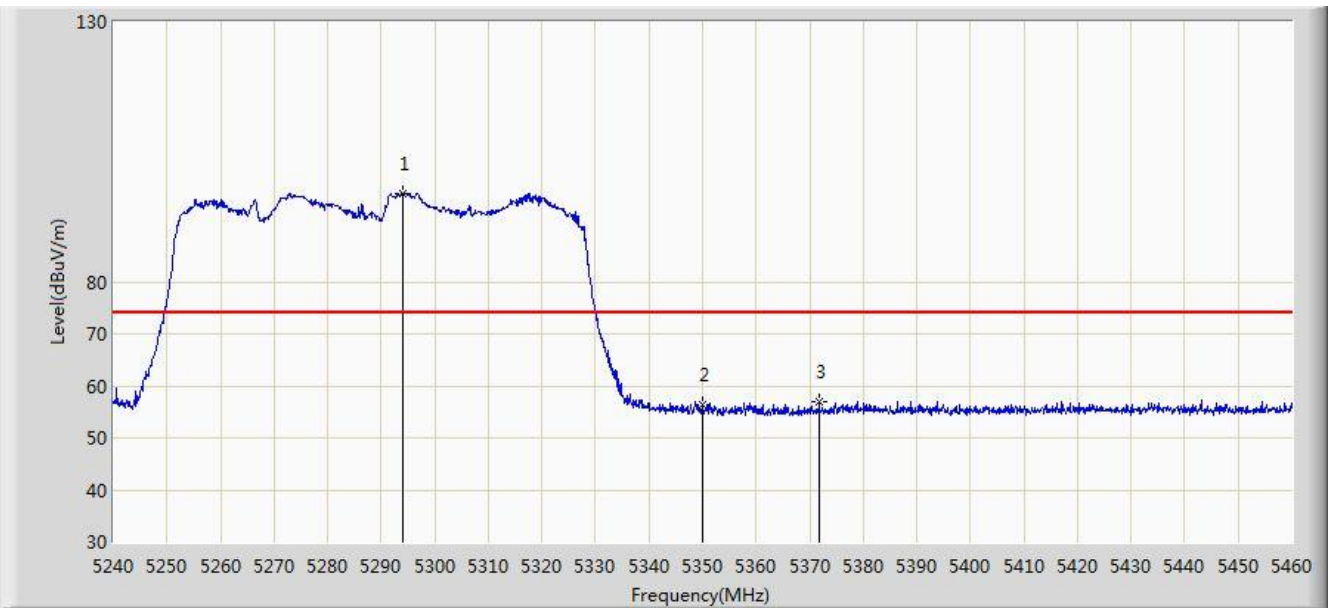


No	Flag	Mark	Frequency (MHz)	Measure Level (dBuV/m)	Reading Level (dBuV)	Over Limit (dB)	Limit (dBuV/m)	Factor (dB)	Type
1		*	5284.000	97.992	94.168	N/A	N/A	3.823	AV
2			5350.000	51.013	47.108	-2.987	54.000	3.904	AV
3			5363.750	51.767	47.837	-2.233	54.000	3.930	AV

Note: Measure Level (dBμV/m) = Reading Level (dBμV) + Factor (dB)

Factor (dB) = Cable Loss (dB) + Antenna Factor (dB) (dB/m) - Pre_Amplifier Gain (dB)

Site: AC1	Time: 2017/07/23 - 16:05
Limit: FCC_Part15.209_RE(3m)	Engineer: Kevin Ker
Probe: BBHA9120D_1GHz_18GHz	Polarity: Vertical
EUT: AC220 Wi-Fi AP OD small omni antenna US	Power: DC 54V
Test Mode: Transmit by 802.11ac-VHT80 at Channel 5290MHz Ant 1 + 2 (CDD Mode)	

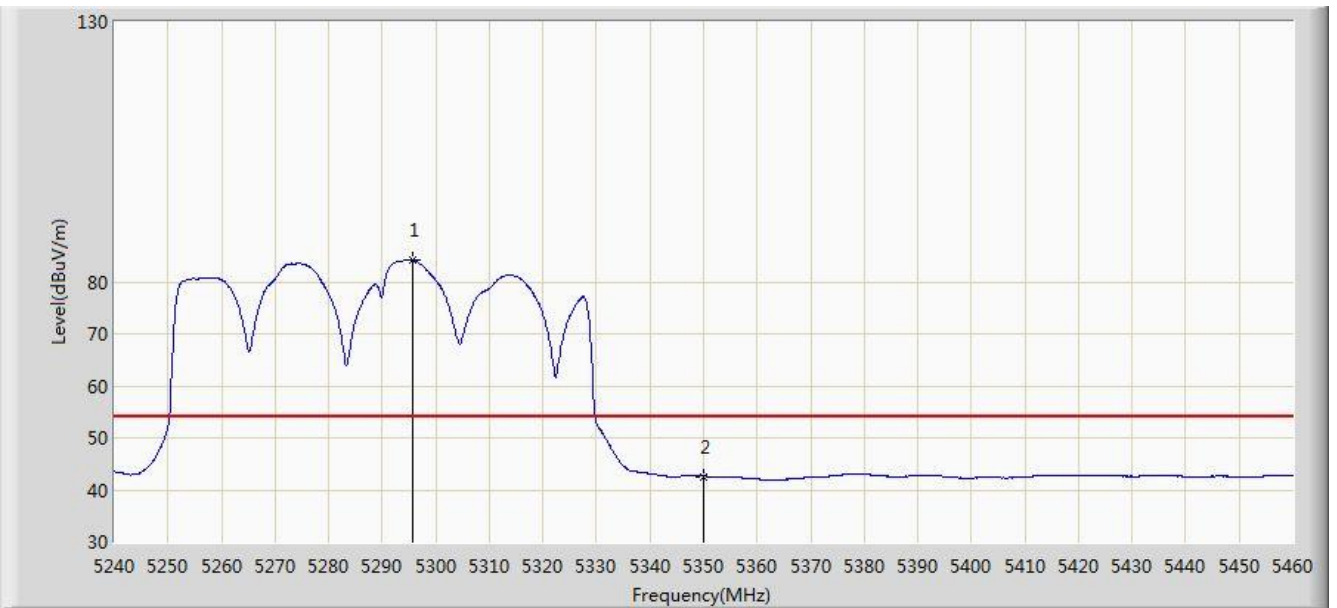


No	Flag	Mark	Frequency (MHz)	Measure Level (dBuV/m)	Reading Level (dBuV)	Over Limit (dB)	Limit (dBuV/m)	Factor (dB)	Type
1		*	5294.010	96.963	93.146	N/A	N/A	3.818	PK
2			5350.000	56.406	52.501	-17.594	74.000	3.904	PK
3			5371.780	56.920	52.976	-17.080	74.000	3.944	PK

Note: Measure Level (dBμV/m) = Reading Level (dBμV) + Factor (dB)

Factor (dB) = Cable Loss (dB) + Antenna Factor (dB) (dB/m) - Pre_Amplifier Gain (dB)

Site: AC1	Time: 2017/07/23 - 16:06
Limit: FCC_Part15.209_RE(3m)	Engineer: Kevin Ker
Probe: BBHA9120D_1GHz_18GHz	Polarity: Vertical
EUT: AC220 Wi-Fi AP OD small omni antenna US	Power: DC 54V
Test Mode: Transmit by 802.11ac-VHT80 at Channel 5290MHz Ant 1 + 2 (CDD Mode)	

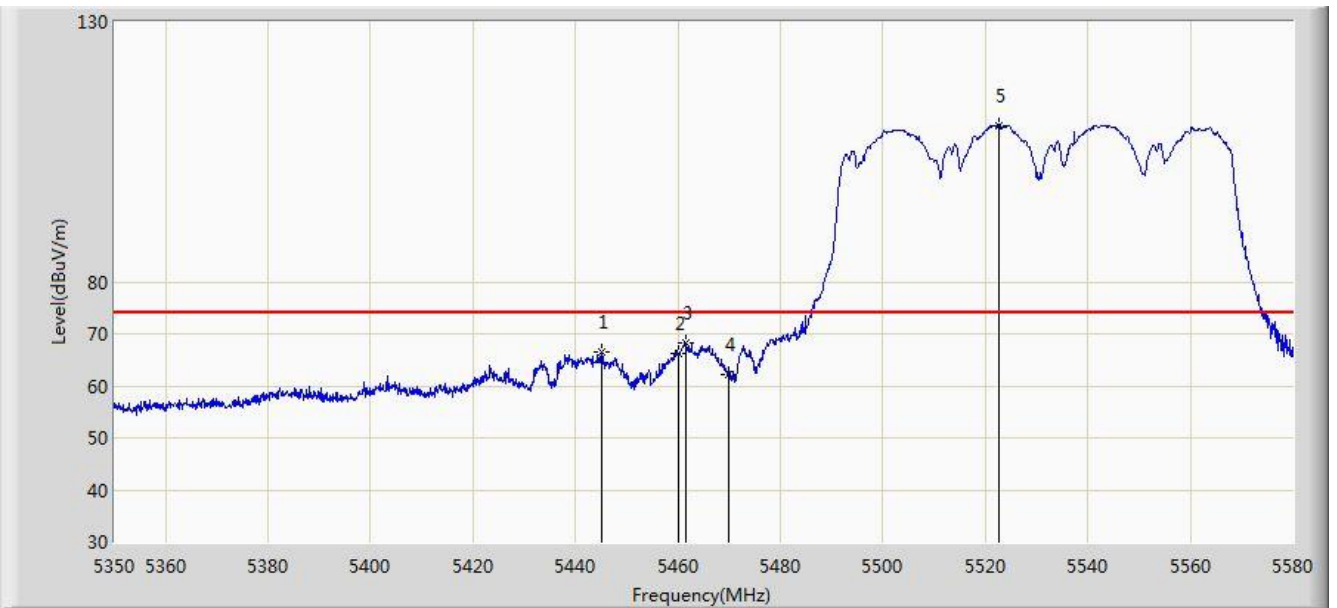


No	Flag	Mark	Frequency (MHz)	Measure Level (dBuV/m)	Reading Level (dBuV)	Over Limit (dB)	Limit (dBuV/m)	Factor (dB)	Type
1		*	5295.660	84.214	80.398	N/A	N/A	3.816	AV
2			5350.000	42.608	38.703	-11.392	54.000	3.904	AV

Note: Measure Level (dB μ V/m) = Reading Level (dB μ V) + Factor (dB)

Factor (dB) = Cable Loss (dB) + Antenna Factor (dB) (dB/m) - Pre_Amplifier Gain (dB)

Site: AC1	Time: 2017/07/23 - 16:19
Limit: FCC_Part15.209_RE(3m)	Engineer: Kevin Ker
Probe: BBHA9120D_1GHz_18GHz	Polarity: Horizontal
EUT: AC220 Wi-Fi AP OD small omni antenna US	Power: DC 54V
Test Mode: Transmit by 802.11ac-VHT80 at Channel 5530MHz Ant 1 + 2 (CDD Mode)	

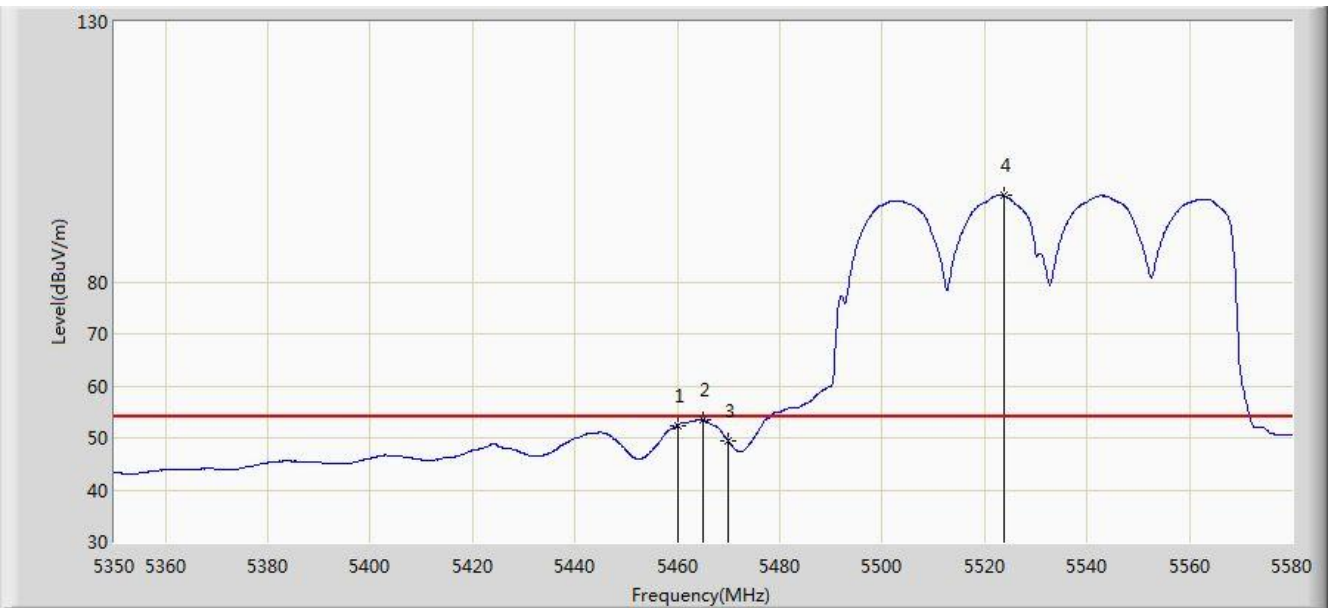


No	Flag	Mark	Frequency (MHz)	Measure Level (dBuV/m)	Reading Level (dBuV)	Over Limit (dB)	Limit (dBuV/m)	Factor (dB)	Type
1			5444.990	66.591	62.452	-7.409	74.000	4.138	PK
2			5460.000	66.269	62.089	-7.731	74.000	4.180	PK
3			5461.665	68.357	64.173	-5.643	74.000	4.184	PK
4			5470.000	62.316	58.114	-11.684	74.000	4.202	PK
5		*	5522.615	110.005	105.666	N/A	N/A	4.339	PK

Note: Measure Level (dB μ V/m) = Reading Level (dB μ V) + Factor (dB)

Factor (dB) = Cable Loss (dB) + Antenna Factor (dB) (dB/m) - Pre_Amplifier Gain (dB)

Site: AC1	Time: 2017/07/23 - 16:21
Limit: FCC_Part15.209_RE(3m)	Engineer: Kevin Ker
Probe: BBHA9120D_1GHz_18GHz	Polarity: Horizontal
EUT: AC220 Wi-Fi AP OD small omni antenna US	Power: DC 54V
Test Mode: Transmit by 802.11ac-VHT80 at Channel 5530MHz Ant 1 + 2 (CDD Mode)	

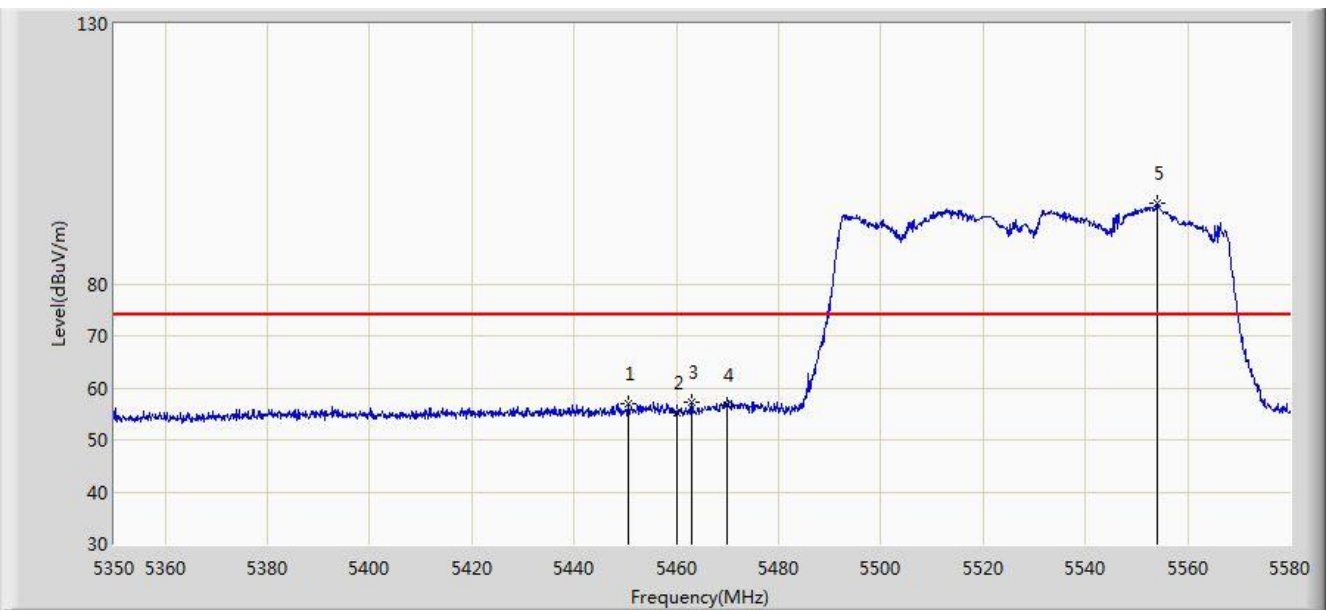


No	Flag	Mark	Frequency (MHz)	Measure Level (dBuV/m)	Reading Level (dBuV)	Over Limit (dB)	Limit (dBuV/m)	Factor (dB)	Type
1			5460.000	52.444	48.264	-1.556	54.000	4.180	AV
2			5465.000	53.502	49.311	-0.498	54.000	4.191	AV
3			5470.000	49.333	45.131	-4.667	54.000	4.202	AV
4		*	5523.765	96.666	92.324	N/A	N/A	4.343	AV

Note: Measure Level (dB μ V/m) = Reading Level (dB μ V) + Factor (dB)

Factor (dB) = Cable Loss (dB) + Antenna Factor (dB) (dB/m) - Pre_Amplifier Gain (dB)

Site: AC1	Time: 2017/07/23 - 16:22
Limit: FCC_Part15.209_RE(3m)	Engineer: Kevin Ker
Probe: BBHA9120D_1GHz_18GHz	Polarity: Vertical
EUT: AC220 Wi-Fi AP OD small omni antenna US	Power: DC 54V
Test Mode: Transmit by 802.11ac-VHT80 at Channel 5530MHz Ant 1 + 2 (CDD Mode)	

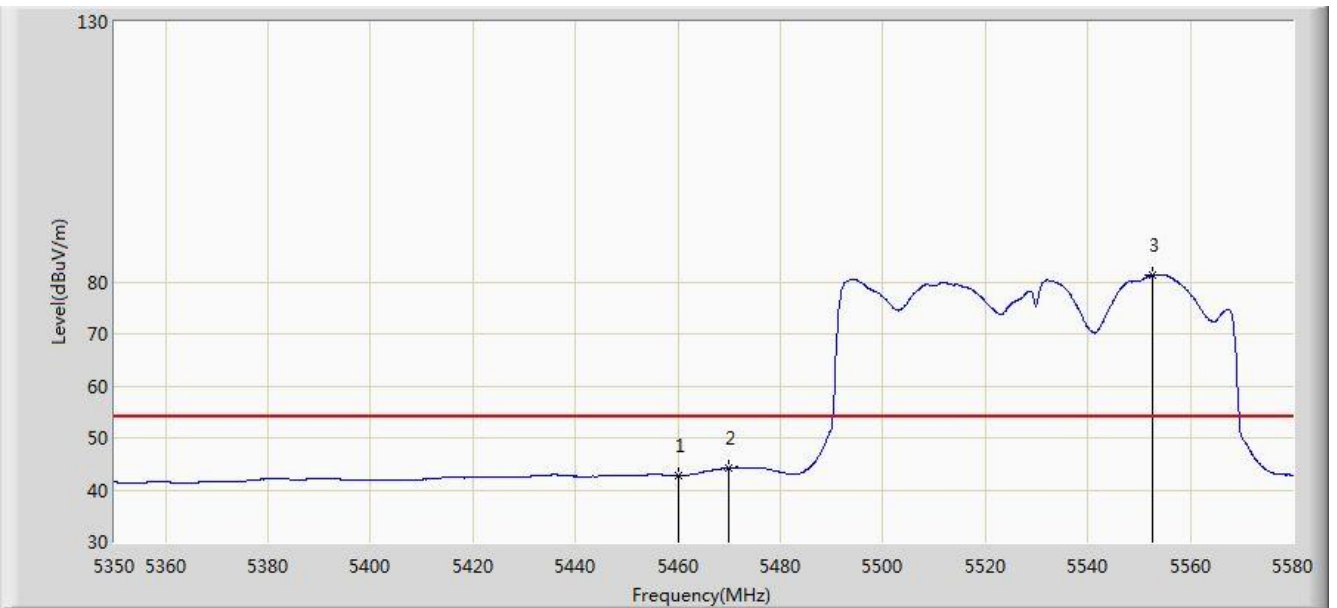


No	Flag	Mark	Frequency (MHz)	Measure Level (dBuV/m)	Reading Level (dBuV)	Over Limit (dB)	Limit (dBuV/m)	Factor (dB)	Type
1			5450.625	56.934	52.777	-17.066	74.000	4.157	PK
2			5460.000	55.102	50.922	-18.898	74.000	4.180	PK
3			5463.045	57.242	53.055	-16.758	74.000	4.187	PK
4			5470.000	56.680	52.478	-17.320	74.000	4.202	PK
5		*	5554.010	95.384	90.955	N/A	N/A	4.428	PK

Note: Measure Level (dB μ V/m) = Reading Level (dB μ V) + Factor (dB)

Factor (dB) = Cable Loss (dB) + Antenna Factor (dB) (dB/m) - Pre_Amplifier Gain (dB)

Site: AC1	Time: 2017/07/23 - 16:24
Limit: FCC_Part15.209_RE(3m)	Engineer: Kevin Ker
Probe: BBHA9120D_1GHz_18GHz	Polarity: Vertical
EUT: AC220 Wi-Fi AP OD small omni antenna US	Power: DC 54V
Test Mode: Transmit by 802.11ac-VHT80 at Channel 5530MHz Ant 1 + 2 (CDD Mode)	

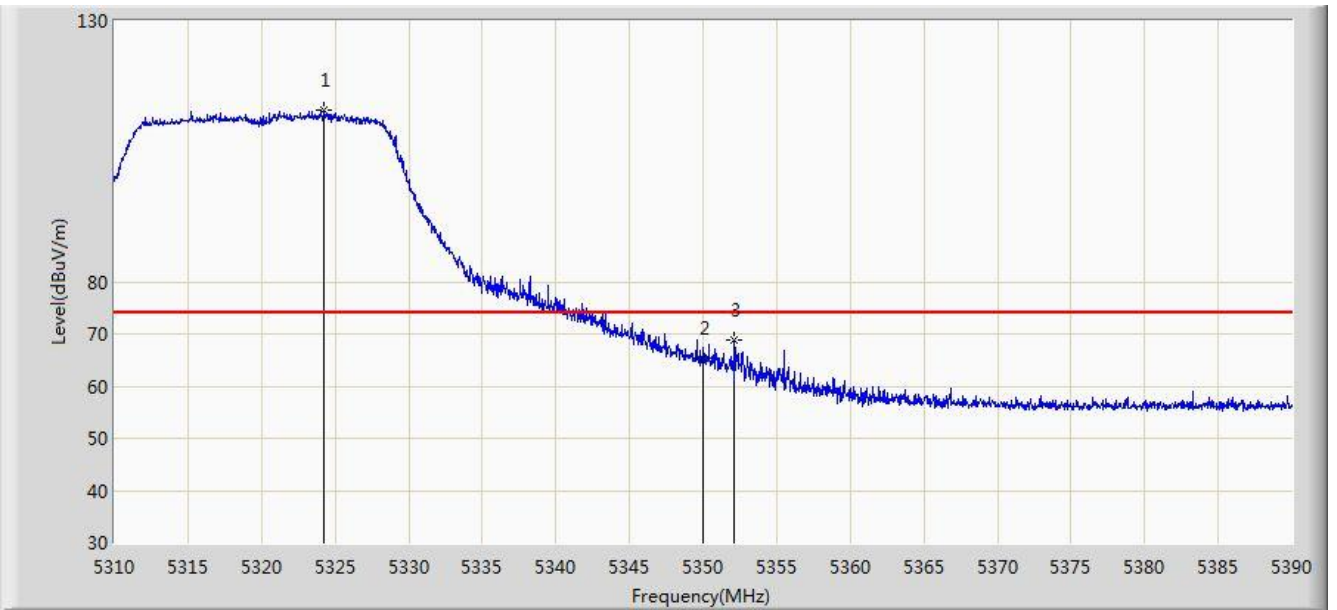


No	Flag	Mark	Frequency (MHz)	Measure Level (dBuV/m)	Reading Level (dBuV)	Over Limit (dB)	Limit (dBuV/m)	Factor (dB)	Type
1			5460.000	42.829	38.649	-11.171	54.000	4.180	AV
2			5470.000	44.212	40.010	-9.788	54.000	4.202	AV
3		*	5552.745	81.348	76.923	N/A	N/A	4.425	AV

Note: Measure Level (dB μ V/m) = Reading Level (dB μ V) + Factor (dB)

Factor (dB) = Cable Loss (dB) + Antenna Factor (dB) (dB/m) - Pre_Amplifier Gain (dB)

Site: AC1	Time: 2017/08/27 - 12:09
Limit: FCC_Part15.209_RE(3m)	Engineer: Kevin Ker
Probe: BBHA9120D_1GHz_18GHz	Polarity: Horizontal
EUT: AC220 Wi-Fi AP OD small omni antenna US	Power: DC 54V
Test Mode: Transmit by 802.11n-HT20 at Channel 5320MHz Ant 1 + 2 (Beam-Forming Mode)	

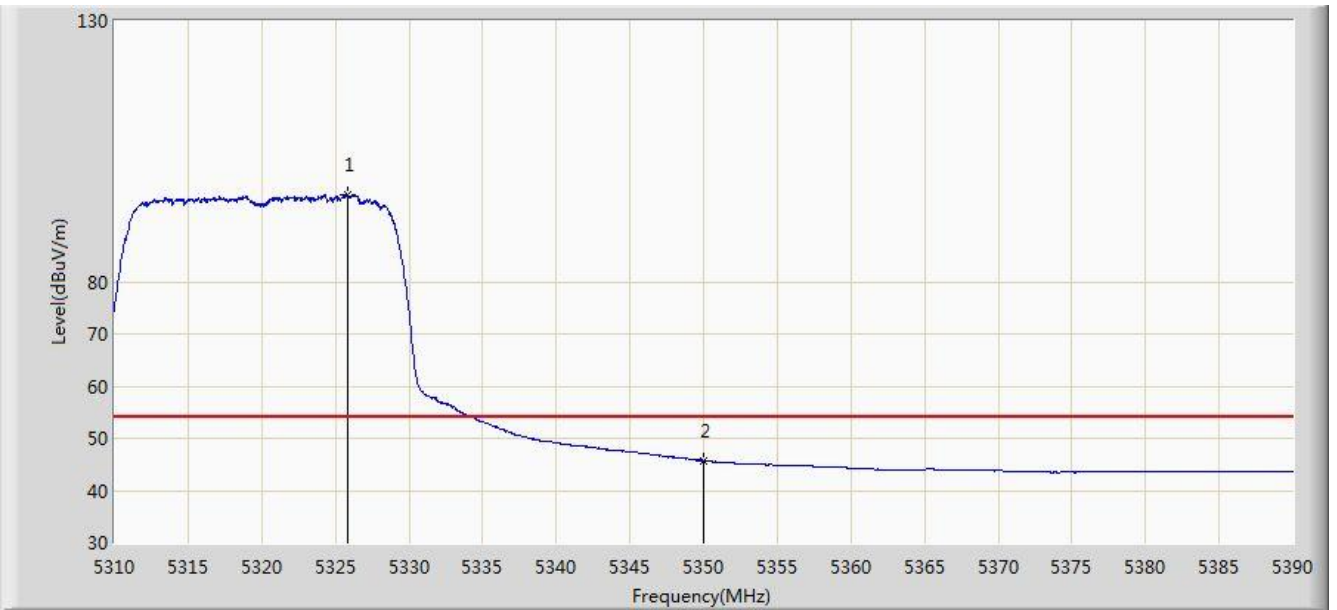


No	Flag	Mark	Frequency (MHz)	Measure Level (dBuV/m)	Reading Level (dBuV)	Over Limit (dB)	Limit (dBuV/m)	Factor (dB)	Type
1		*	5324.280	112.805	108.948	N/A	N/A	3.857	PK
2			5350.000	65.244	61.339	-8.756	74.000	3.904	PK
3			5352.120	68.933	65.024	-5.067	74.000	3.908	PK

Note: Measure Level (dB μ V/m) = Reading Level (dB μ V) + Factor (dB)

Factor (dB) = Cable Loss (dB) + Antenna Factor (dB/m) - Pre_Amplifier Gain (dB)

Site: AC1	Time: 2017/08/27 - 12:11
Limit: FCC_Part15.209_RE(3m)	Engineer: Kevin Ker
Probe: BBHA9120D_1GHz_18GHz	Polarity: Horizontal
EUT: AC220 Wi-Fi AP OD small omni antenna US	Power: DC 54V
Test Mode: Transmit by 802.11n-HT20 at Channel 5320MHz Ant 1 + 2 (Beam-Forming Mode)	

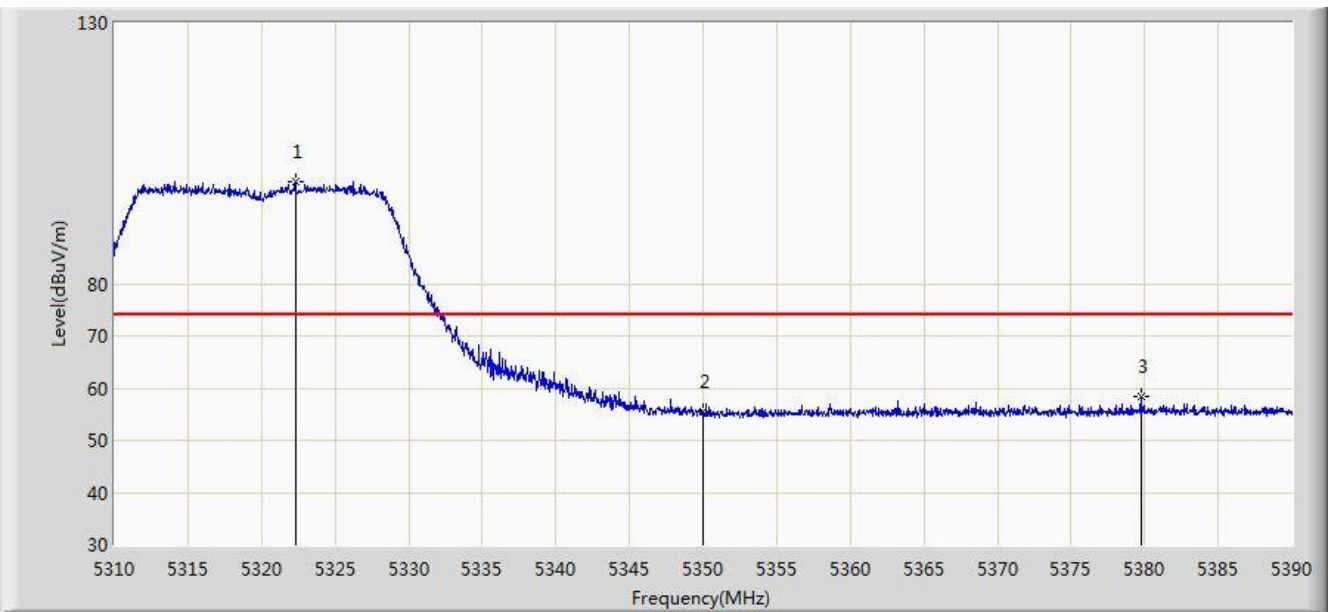


No	Flag	Mark	Frequency (MHz)	Measure Level (dBuV/m)	Reading Level (dBuV)	Over Limit (dB)	Limit (dBuV/m)	Factor (dB)	Type
1		*	5325.800	96.649	92.789	N/A	N/A	3.859	AV
2			5350.000	45.720	41.815	-8.280	54.000	3.904	AV

Note: Measure Level (dB μ V/m) = Reading Level (dB μ V) + Factor (dB)

Factor (dB) = Cable Loss (dB) + Antenna Factor (dB/m) - Pre_Amplifier Gain (dB)

Site: AC1	Time: 2017/08/27 - 12:11
Limit: FCC_Part15.209_RE(3m)	Engineer: Kevin Ker
Probe: BBHA9120D_1GHz_18GHz	Polarity: Vertical
EUT: AC220 Wi-Fi AP OD small omni antenna US	Power: DC 54V
Test Mode: Transmit by 802.11n-HT20 at Channel 5320MHz Ant 1 + 2 (Beam-Forming Mode)	

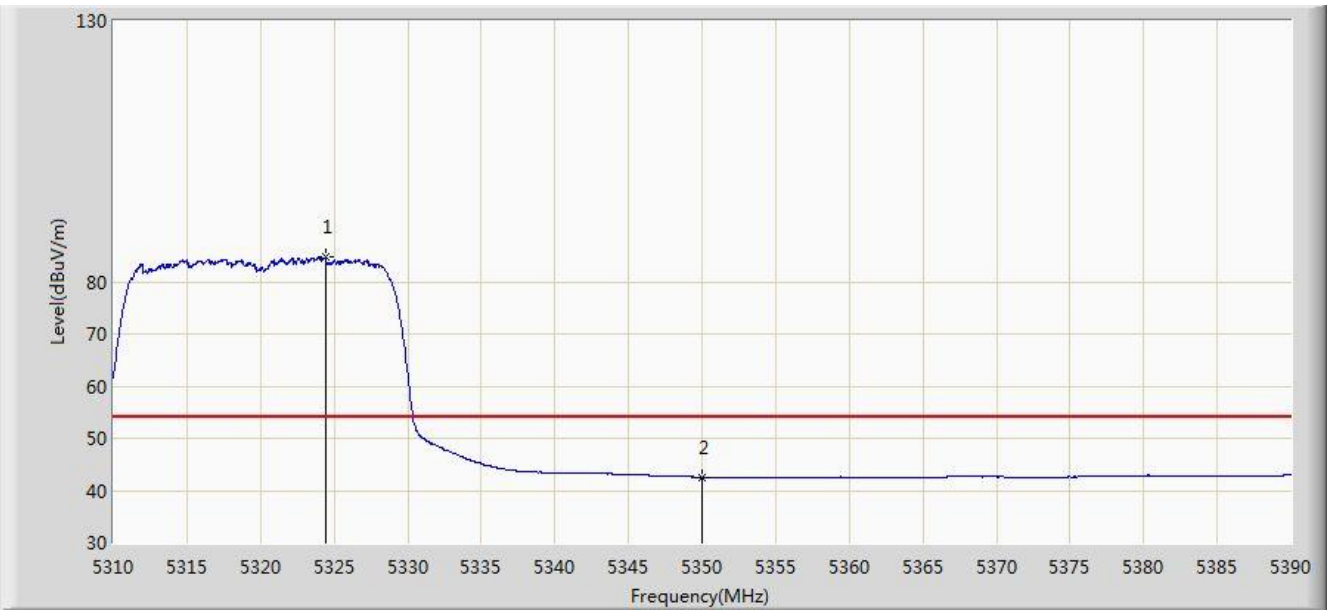


No	Flag	Mark	Frequency (MHz)	Measure Level (dBuV/m)	Reading Level (dBuV)	Over Limit (dB)	Limit (dBuV/m)	Factor (dB)	Type
1		*	5322.320	99.615	95.762	N/A	N/A	3.853	PK
2			5350.000	55.430	51.525	-18.570	74.000	3.904	PK
3			5379.760	58.463	54.504	-15.537	74.000	3.959	PK

Note: Measure Level (dB μ V/m) = Reading Level (dB μ V) + Factor (dB)

Factor (dB) = Cable Loss (dB) + Antenna Factor (dB/m) - Pre_Amplifier Gain (dB)

Site: AC1	Time: 2017/08/27 - 12:12
Limit: FCC_Part15.209_RE(3m)	Engineer: Kevin Ker
Probe: BBHA9120D_1GHz_18GHz	Polarity: Vertical
EUT: AC220 Wi-Fi AP OD small omni antenna US	Power: DC 54V
Test Mode: Transmit by 802.11n-HT20 at Channel 5320MHz Ant 1 + 2 (Beam-Forming Mode)	

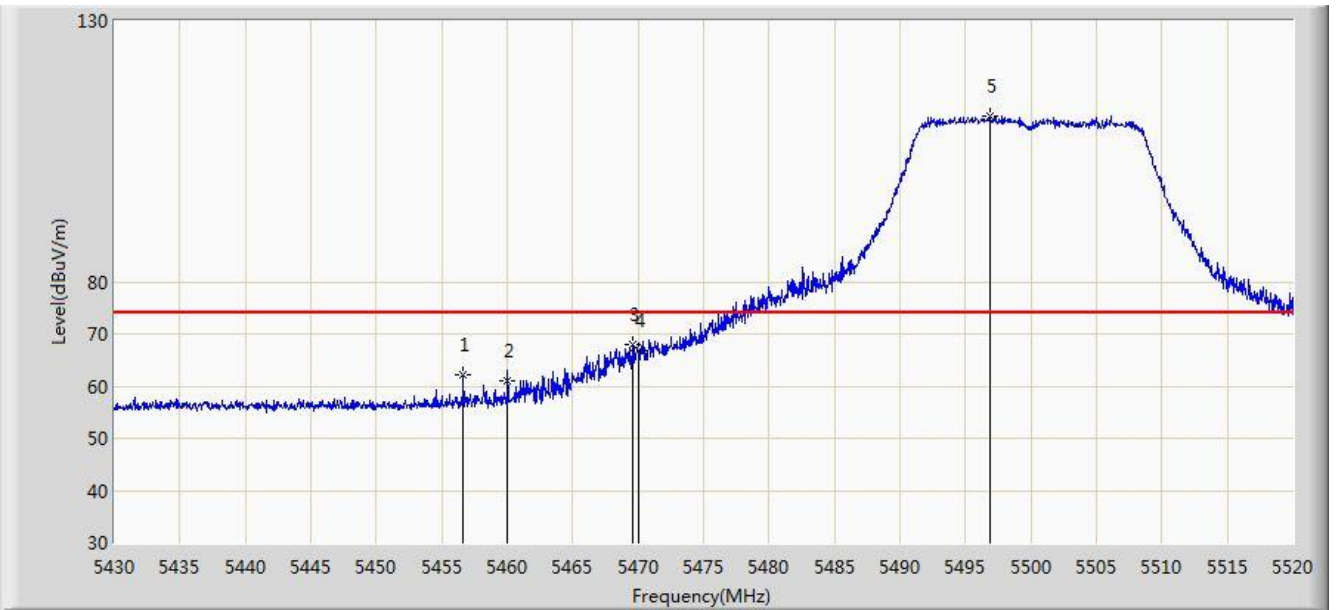


No	Flag	Mark	Frequency (MHz)	Measure Level (dBuV/m)	Reading Level (dBuV)	Over Limit (dB)	Limit (dBuV/m)	Factor (dB)	Type
1		*	5324.440	84.817	80.960	N/A	N/A	3.857	AV
2			5350.000	42.527	38.622	-11.473	54.000	3.904	AV

Note: Measure Level (dBμV/m) = Reading Level (dBμV) + Factor (dB)

Factor (dB) = Cable Loss (dB) + Antenna Factor (dB/m) - Pre_Amplifier Gain (dB)

Site: AC1	Time: 2017/08/27 - 12:20
Limit: FCC_Part15.209_RE(3m)	Engineer: Kevin Ker
Probe: BBHA9120D_1GHz_18GHz	Polarity: Horizontal
EUT: AC220 Wi-Fi AP OD small omni antenna US	Power: DC 54V
Test Mode: Transmit by 802.11n-HT20 at Channel 5500MHz Ant 1 + 2 (Beam-Forming Mode)	

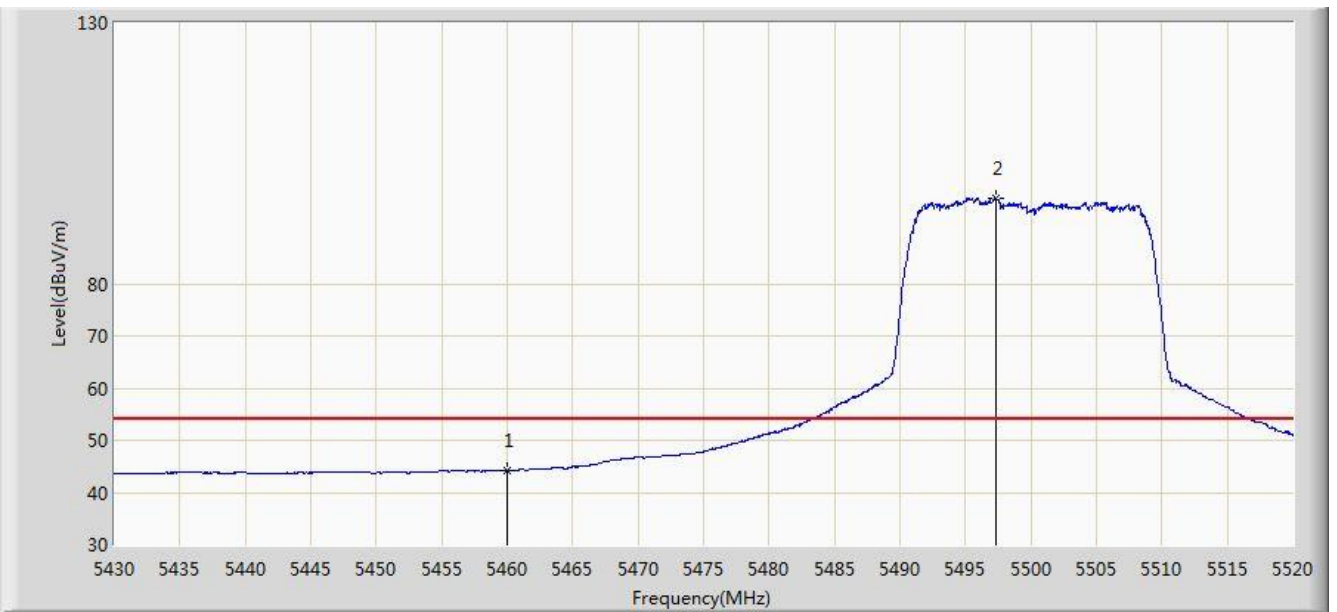


No	Flag	Mark	Frequency (MHz)	Measure Level (dBuV/m)	Reading Level (dBuV)	Over Limit (dB)	Limit (dBuV/m)	Factor (dB)	Type
1			5456.640	62.185	58.012	-11.815	74.000	4.173	PK
2			5460.000	60.991	56.811	-13.009	74.000	4.180	PK
3			5469.600	67.930	63.729	-6.070	74.000	4.202	PK
4			5470.000	66.718	62.516	-7.282	74.000	4.202	PK
5		*	5496.825	111.625	107.362	N/A	N/A	4.264	PK

Note: Measure Level (dBμV/m) = Reading Level (dBμV) + Factor (dB)

Factor (dB) = Cable Loss (dB) + Antenna Factor (dB/m) - Pre_Amplifier Gain (dB)

Site: AC1	Time: 2017/08/27 - 12:21
Limit: FCC_Part15.209_RE(3m)	Engineer: Kevin Ker
Probe: BBHA9120D_1GHz_18GHz	Polarity: Horizontal
EUT: AC220 Wi-Fi AP OD small omni antenna US	Power: DC 54V
Test Mode: Transmit by 802.11n-HT20 at Channel 5500MHz Ant 1 + 2 (Beam-Forming Mode)	

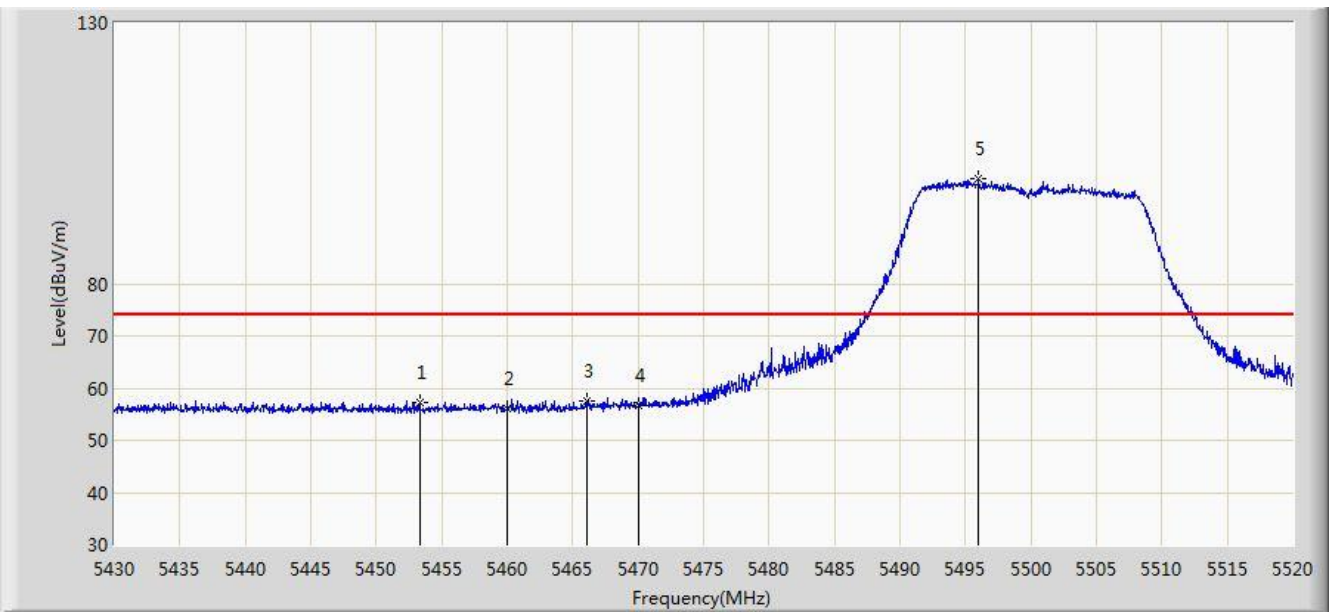


No	Flag	Mark	Frequency (MHz)	Measure Level (dBuV/m)	Reading Level (dBuV)	Over Limit (dB)	Limit (dBuV/m)	Factor (dB)	Type
1			5460.000	44.118	39.938	-9.882	54.000	4.180	AV
2		*	5497.320	96.336	92.072	N/A	N/A	4.264	AV

Note: Measure Level (dB μ V/m) = Reading Level (dB μ V) + Factor (dB)

Factor (dB) = Cable Loss (dB) + Antenna Factor (dB/m) - Pre_Amplifier Gain (dB)

Site: AC1	Time: 2017/08/27 - 12:22
Limit: FCC_Part15.209_RE(3m)	Engineer: Kevin Ker
Probe: BBHA9120D_1GHz_18GHz	Polarity: Vertical
EUT: AC220 Wi-Fi AP OD small omni antenna US	Power: DC 54V
Test Mode: Transmit by 802.11n-HT20 at Channel 5500MHz Ant 1 + 2 (Beam-Forming Mode)	

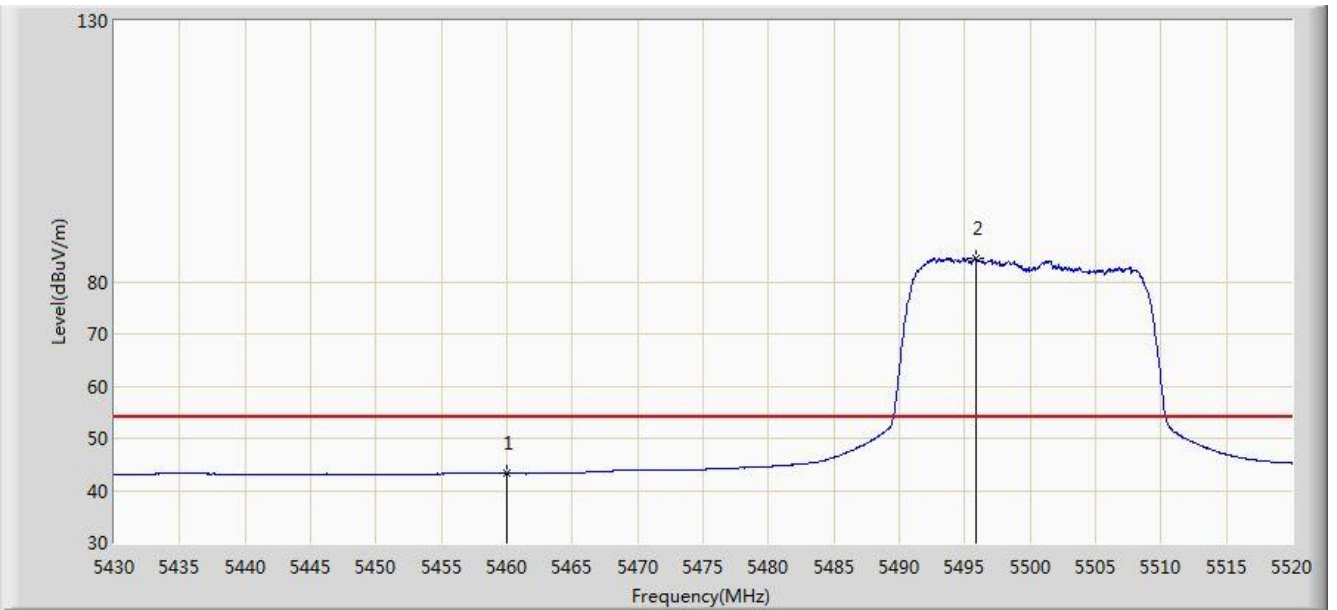


No	Flag	Mark	Frequency (MHz)	Measure Level (dBuV/m)	Reading Level (dBuV)	Over Limit (dB)	Limit (dBuV/m)	Factor (dB)	Type
1			5453.355	57.361	53.195	-16.639	74.000	4.165	PK
2			5460.000	56.208	52.028	-17.792	74.000	4.180	PK
3			5466.045	57.677	53.484	-16.323	74.000	4.193	PK
4			5470.000	56.678	52.476	-17.322	74.000	4.202	PK
5		*	5496.015	100.108	95.847	N/A	N/A	4.261	PK

Note: Measure Level (dBμV/m) = Reading Level (dBμV) + Factor (dB)

Factor (dB) = Cable Loss (dB) + Antenna Factor (dB/m) - Pre_Amplifier Gain (dB)

Site: AC1	Time: 2017/08/27 - 12:24
Limit: FCC_Part15.209_RE(3m)	Engineer: Kevin Ker
Probe: BBHA9120D_1GHz_18GHz	Polarity: Vertical
EUT: AC220 Wi-Fi AP OD small omni antenna US	Power: DC 54V
Test Mode: Transmit by 802.11n-HT20 at Channel 5500MHz Ant 1 + 2 (Beam-Forming Mode)	

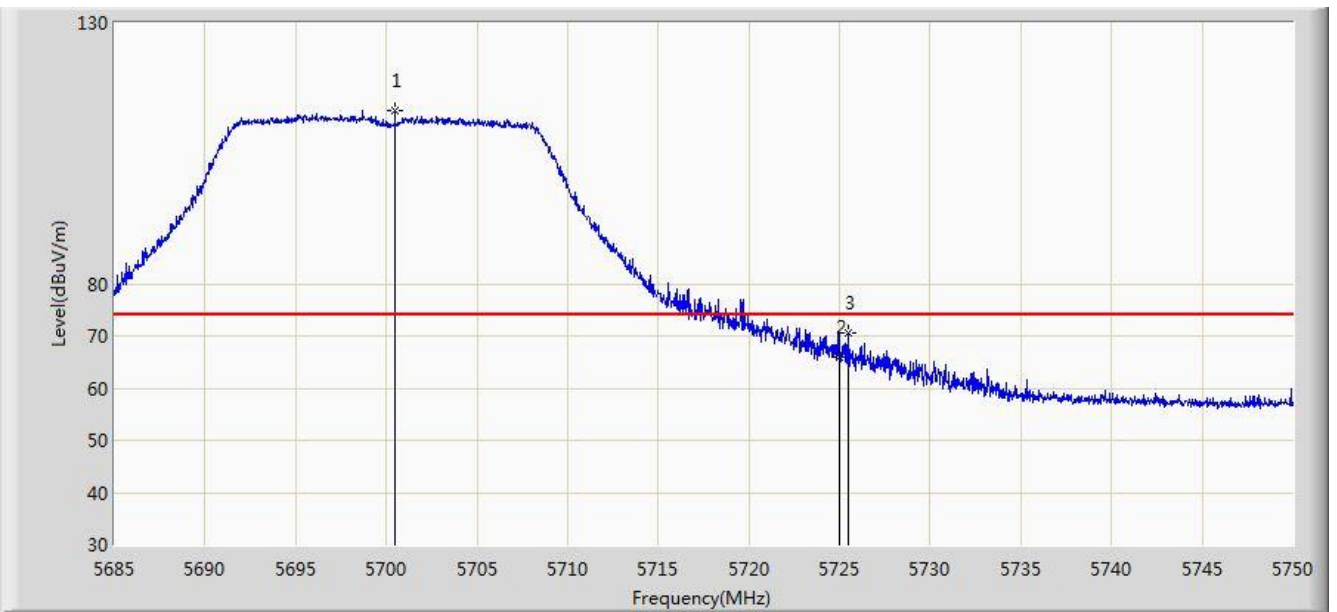


No	Flag	Mark	Frequency (MHz)	Measure Level (dBuV/m)	Reading Level (dBuV)	Over Limit (dB)	Limit (dBuV/m)	Factor (dB)	Type
1			5460.000	43.207	39.027	-10.793	54.000	4.180	AV
2		*	5495.835	84.623	80.362	N/A	N/A	4.261	AV

Note: Measure Level (dB μ V/m) = Reading Level (dB μ V) + Factor (dB)

Factor (dB) = Cable Loss (dB) + Antenna Factor (dB/m) - Pre_Amplifier Gain (dB)

Site: AC1	Time: 2017/08/27 - 12:33
Limit: FCC_Part15.209_RE(3m)	Engineer: Kevin Ker
Probe: BBHA9120D_1GHz_18GHz	Polarity: Horizontal
EUT: AC220 Wi-Fi AP OD small omni antenna US	Power: DC 54V
Test Mode: Transmit by 802.11n-HT20 at Channel 5700MHz Ant 1 + 2 (Beam-Forming Mode)	

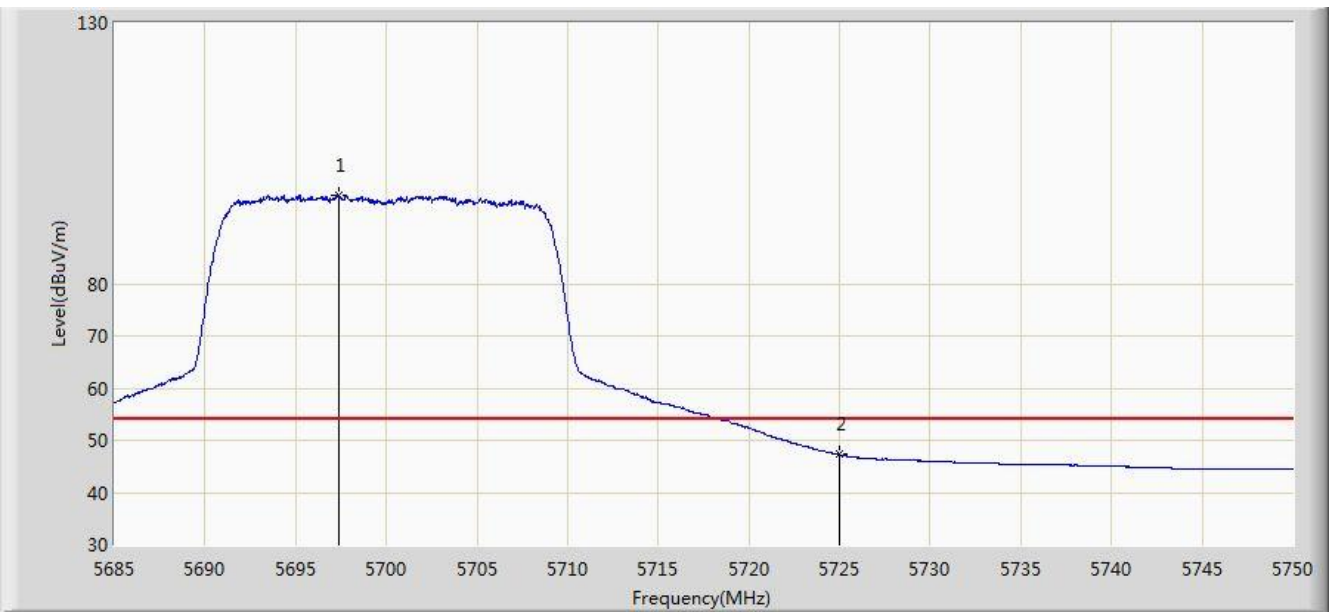


No	Flag	Mark	Frequency (MHz)	Measure Level (dBuV/m)	Reading Level (dBuV)	Over Limit (dB)	Limit (dBuV/m)	Factor (dB)	Type
1		*	5700.470	113.083	108.202	N/A	N/A	4.880	PK
2			5725.000	65.952	60.923	-8.048	74.000	5.029	PK
3			5725.462	70.638	65.606	-3.362	74.000	5.032	PK

Note: Measure Level (dB μ V/m) = Reading Level (dB μ V) + Factor (dB)

Factor (dB) = Cable Loss (dB) + Antenna Factor (dB/m) - Pre_Amplifier Gain (dB)

Site: AC1	Time: 2017/08/27 - 12:34
Limit: FCC_Part15.209_RE(3m)	Engineer: Kevin Ker
Probe: BBHA9120D_1GHz_18GHz	Polarity: Horizontal
EUT: AC220 Wi-Fi AP OD small omni antenna US	Power: DC 54V
Test Mode: Transmit by 802.11n-HT20 at Channel 5700MHz Ant 1 + 2 (Beam-Forming Mode)	

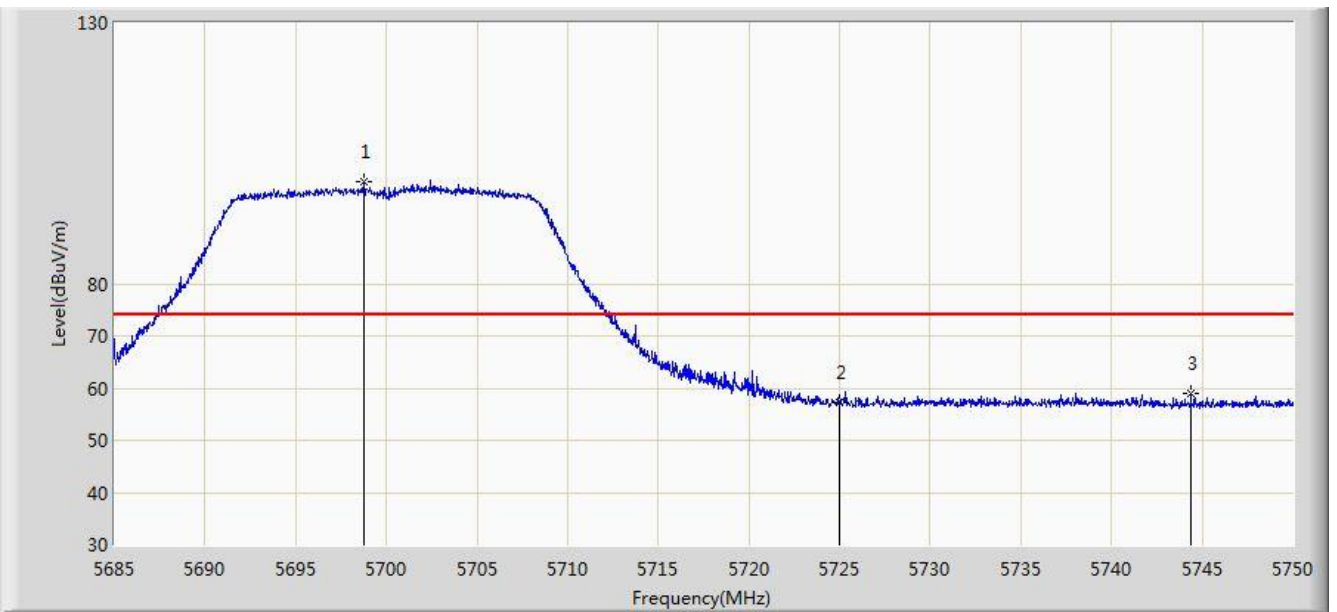


No	Flag	Mark	Frequency (MHz)	Measure Level (dBuV/m)	Reading Level (dBuV)	Over Limit (dB)	Limit (dBuV/m)	Factor (dB)	Type
1		*	5697.350	97.089	92.225	N/A	N/A	4.865	AV
2			5725.000	47.250	42.221	-6.750	54.000	5.029	AV

Note: Measure Level (dB μ V/m) = Reading Level (dB μ V) + Factor (dB)

Factor (dB) = Cable Loss (dB) + Antenna Factor (dB/m) - Pre_Amplifier Gain (dB)

Site: AC1	Time: 2017/08/27 - 12:35
Limit: FCC_Part15.209_RE(3m)	Engineer: Kevin Ker
Probe: BBHA9120D_1GHz_18GHz	Polarity: Vertical
EUT: AC220 Wi-Fi AP OD small omni antenna US	Power: DC 54V
Test Mode: Transmit by 802.11n-HT20 at Channel 5700MHz Ant 1 + 2 (Beam-Forming Mode)	

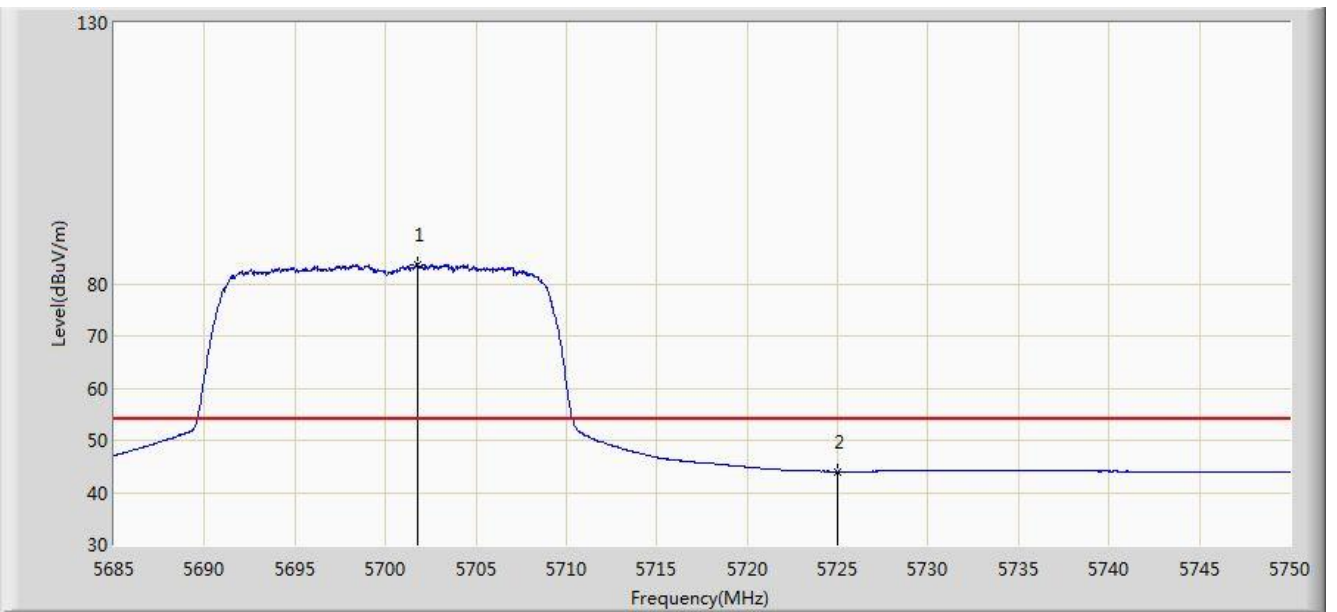


No	Flag	Mark	Frequency (MHz)	Measure Level (dBuV/m)	Reading Level (dBuV)	Over Limit (dB)	Limit (dBuV/m)	Factor (dB)	Type
1		*	5698.780	99.542	94.670	N/A	N/A	4.872	PK
2			5725.000	57.208	52.179	-16.792	74.000	5.029	PK
3			5744.377	58.874	53.723	-15.126	74.000	5.151	PK

Note: Measure Level (dB μ V/m) = Reading Level (dB μ V) + Factor (dB)

Factor (dB) = Cable Loss (dB) + Antenna Factor (dB/m) - Pre_Amplifier Gain (dB)

Site: AC1	Time: 2017/08/27 - 12:38
Limit: FCC_Part15.209_RE(3m)	Engineer: Kevin Ker
Probe: BBHA9120D_1GHz_18GHz	Polarity: Vertical
EUT: AC220 Wi-Fi AP OD small omni antenna US	Power: DC 54V
Test Mode: Transmit by 802.11n-HT20 at Channel 5700MHz Ant 1 + 2 (Beam-Forming Mode)	

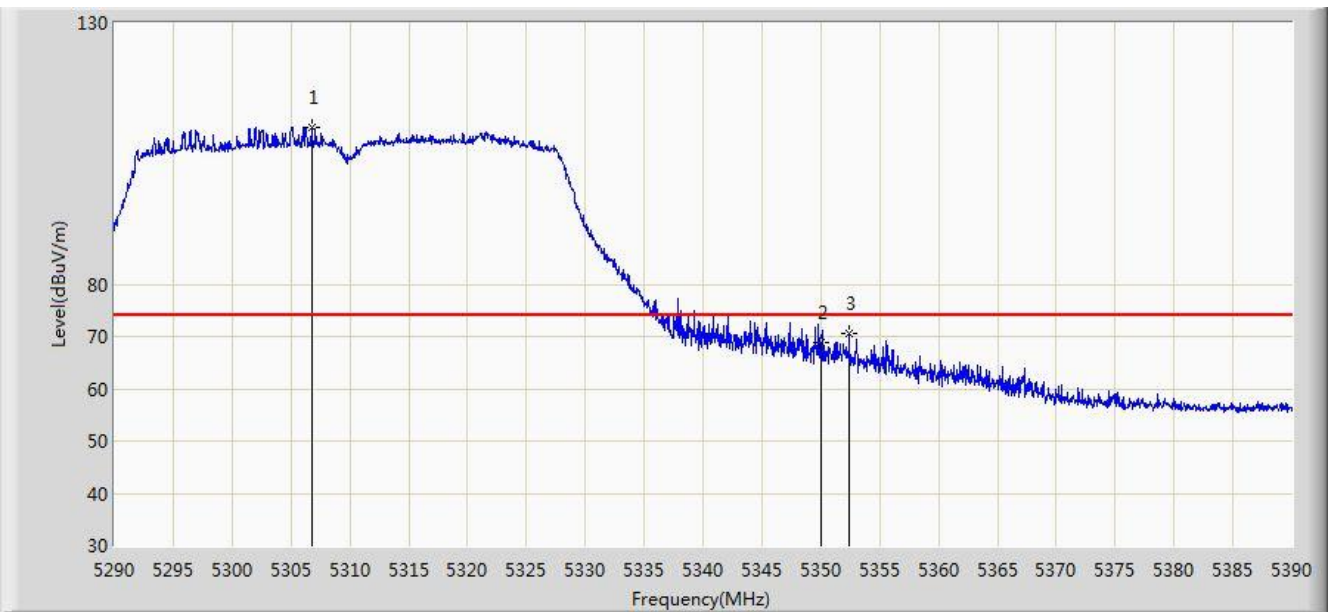


No	Flag	Mark	Frequency (MHz)	Measure Level (dBuV/m)	Reading Level (dBuV)	Over Limit (dB)	Limit (dBuV/m)	Factor (dB)	Type
1		*	5701.770	83.767	78.879	N/A	N/A	4.887	AV
2			5725.000	44.015	38.986	-9.985	54.000	5.029	AV

Note: Measure Level (dB μ V/m) = Reading Level (dB μ V) + Factor (dB)

Factor (dB) = Cable Loss (dB) + Antenna Factor (dB/m) - Pre_Amplifier Gain (dB)

Site: AC1	Time: 2017/08/27 - 13:47
Limit: FCC_Part15.209_RE(3m)	Engineer: Kevin Ker
Probe: BBHA9120D_1GHz_18GHz	Polarity: Horizontal
EUT: AC220 Wi-Fi AP OD small omni antenna US	Power: DC 54V
Test Mode: Transmit by 802.11n-HT40 at Channel 5310MHz Ant 1 + 2 (Beam-Forming Mode)	

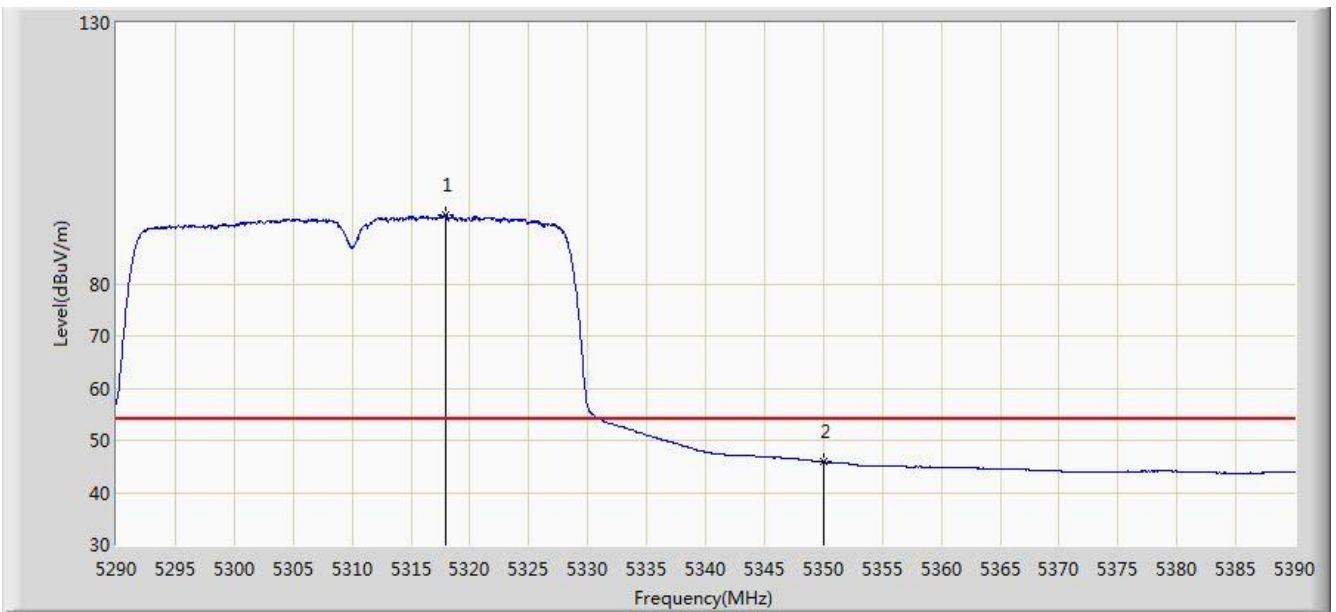


No	Flag	Mark	Frequency (MHz)	Measure Level (dBuV/m)	Reading Level (dBuV)	Over Limit (dB)	Limit (dBuV/m)	Factor (dB)	Type
1		*	5306.800	110.064	106.240	N/A	N/A	3.824	PK
2			5350.000	68.785	64.880	-5.215	74.000	3.904	PK
3			5352.400	70.551	66.642	-3.449	74.000	3.909	PK

Note: Measure Level (dB μ V/m) = Reading Level (dB μ V) + Factor (dB)

Factor (dB) = Cable Loss (dB) + Antenna Factor (dB/m) - Pre_Amplifier Gain (dB)

Site: AC1	Time: 2017/08/27 - 13:48
Limit: FCC_Part15.209_RE(3m)	Engineer: Kevin Ker
Probe: BBHA9120D_1GHz_18GHz	Polarity: Horizontal
EUT: AC220 Wi-Fi AP OD small omni antenna US	Power: DC 54V
Test Mode: Transmit by 802.11n-HT40 at Channel 5310MHz Ant 1 + 2 (Beam-Forming Mode)	

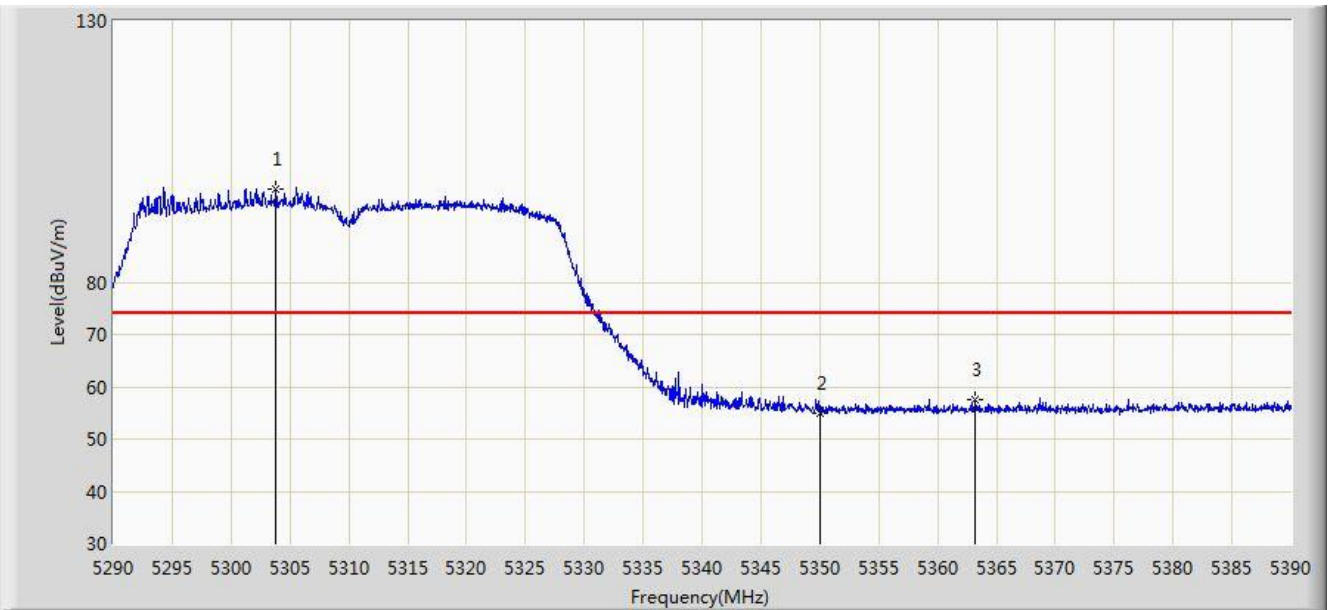


No	Flag	Mark	Frequency (MHz)	Measure Level (dBuV/m)	Reading Level (dBuV)	Over Limit (dB)	Limit (dBuV/m)	Factor (dB)	Type
1		*	5317.950	93.071	89.226	N/A	N/A	3.845	AV
2			5350.000	45.886	41.981	-8.114	54.000	3.904	AV

Note: Measure Level (dB μ V/m) = Reading Level (dB μ V) + Factor (dB)

Factor (dB) = Cable Loss (dB) + Antenna Factor (dB/m) - Pre_Amplifier Gain (dB)

Site: AC1	Time: 2017/08/27 - 13:49
Limit: FCC_Part15.209_RE(3m)	Engineer: Kevin Ker
Probe: BBHA9120D_1GHz_18GHz	Polarity: Vertical
EUT: AC220 Wi-Fi AP OD small omni antenna US	Power: DC 54V
Test Mode: Transmit by 802.11n-HT40 at Channel 5310MHz Ant 1 + 2 (Beam-Forming Mode)	

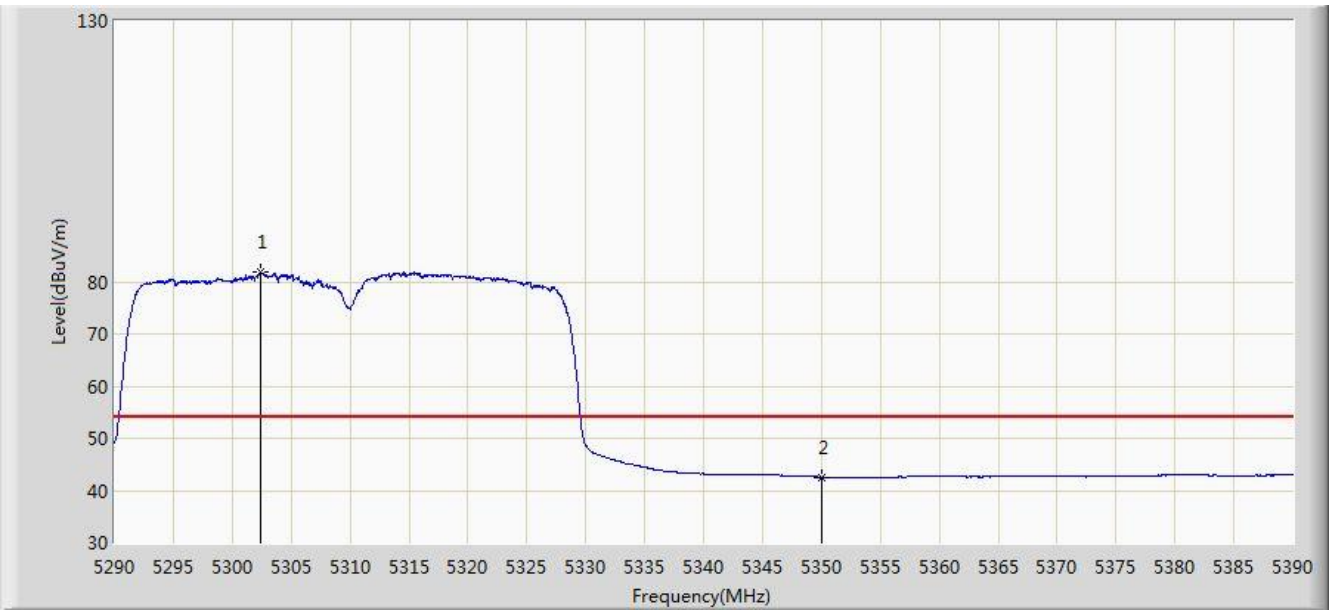


No	Flag	Mark	Frequency (MHz)	Measure Level (dBuV/m)	Reading Level (dBuV)	Over Limit (dB)	Limit (dBuV/m)	Factor (dB)	Type
1		*	5303.800	97.935	94.117	N/A	N/A	3.819	PK
2			5350.000	55.038	51.133	-18.962	74.000	3.904	PK
3			5363.200	57.571	53.642	-16.429	74.000	3.928	PK

Note: Measure Level (dBμV/m) = Reading Level (dBμV) + Factor (dB)

Factor (dB) = Cable Loss (dB) + Antenna Factor (dB/m) - Pre_Amplifier Gain (dB)

Site: AC1	Time: 2017/08/27 - 13:51
Limit: FCC_Part15.209_RE(3m)	Engineer: Kevin Ker
Probe: BBHA9120D_1GHz_18GHz	Polarity: Vertical
EUT: AC220 Wi-Fi AP OD small omni antenna US	Power: DC 54V
Test Mode: Transmit by 802.11n-HT40 at Channel 5310MHz Ant 1 + 2 (Beam-Forming Mode)	

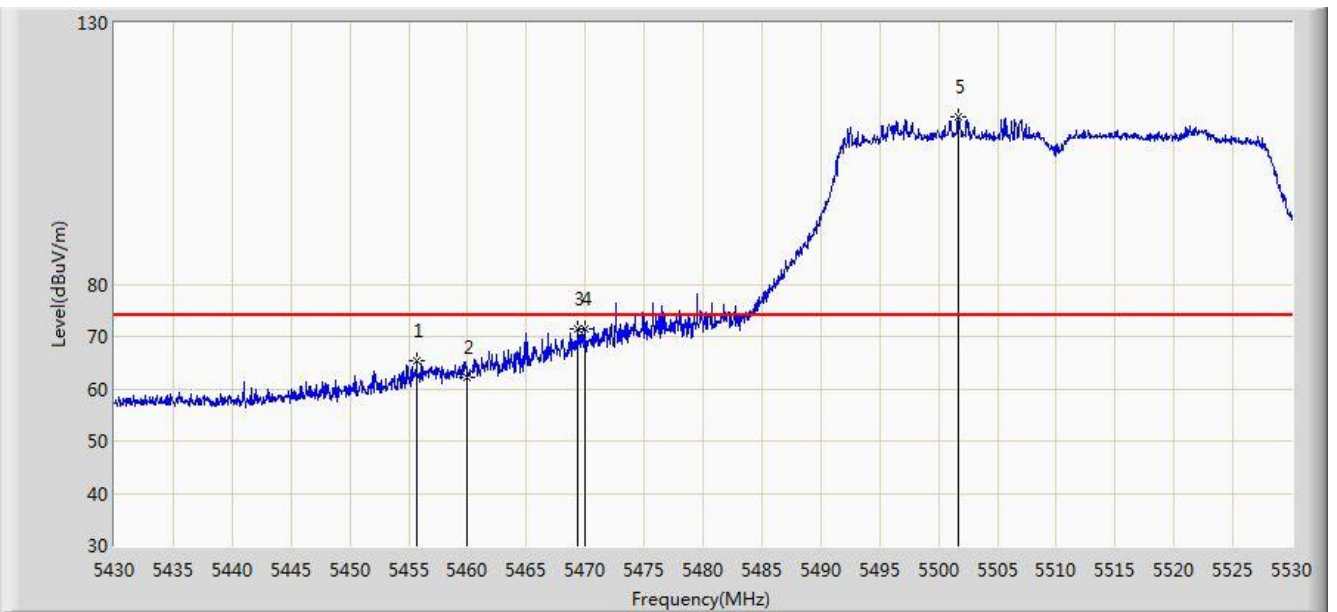


No	Flag	Mark	Frequency (MHz)	Measure Level (dBuV/m)	Reading Level (dBuV)	Over Limit (dB)	Limit (dBuV/m)	Factor (dB)	Type
1		*	5302.450	81.801	77.985	N/A	N/A	3.816	AV
2			5350.000	42.603	38.698	-11.397	54.000	3.904	AV

Note: Measure Level (dBuV/m) = Reading Level (dBuV) + Factor (dB)

Factor (dB) = Cable Loss (dB) + Antenna Factor (dB/m) - Pre_Amplifier Gain (dB)

Site: AC1	Time: 2017/08/27 - 13:59
Limit: FCC_Part15.209_RE(3m)	Engineer: Kevin Ker
Probe: BBHA9120D_1GHz_18GHz	Polarity: Horizontal
EUT: AC220 Wi-Fi AP OD small omni antenna US	Power: DC 54V
Test Mode: Transmit by 802.11n-HT40 at Channel 5510MHz Ant 1 + 2 (Beam-Forming Mode)	

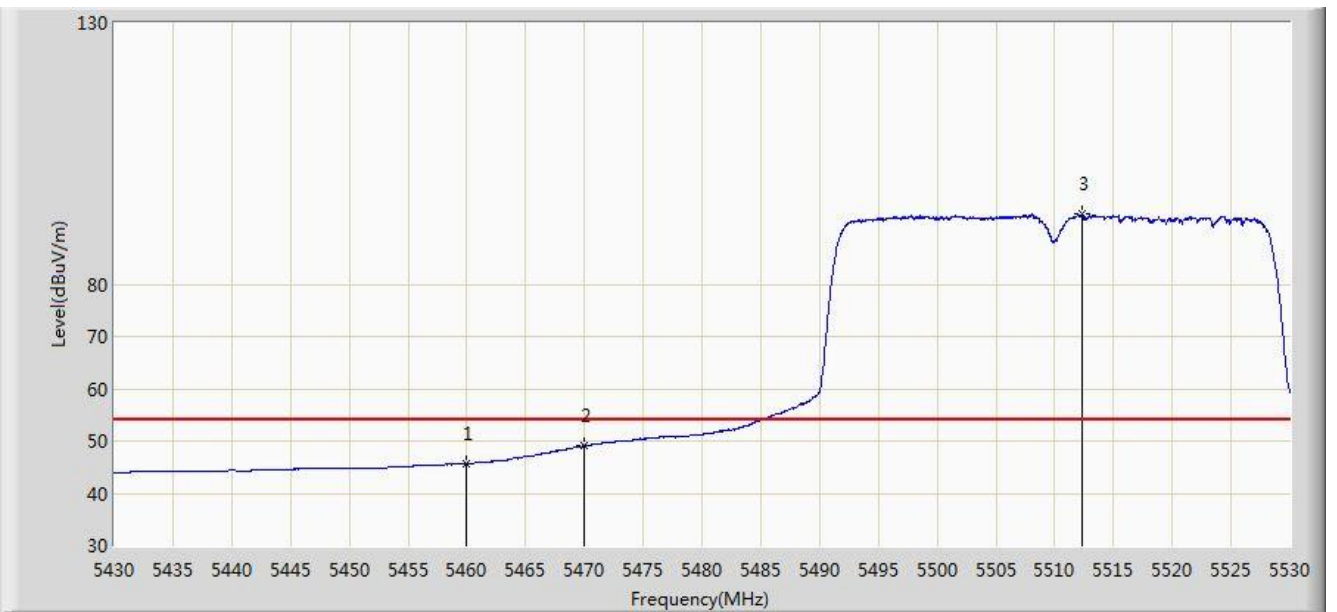


No	Flag	Mark	Frequency (MHz)	Measure Level (dBuV/m)	Reading Level (dBuV)	Over Limit (dB)	Limit (dBuV/m)	Factor (dB)	Type
1			5455.700	65.465	61.294	-8.535	74.000	4.171	PK
2			5460.000	62.173	57.993	-11.827	74.000	4.180	PK
3			5469.400	71.590	67.389	-2.410	74.000	4.201	PK
4			5470.000	71.456	67.254	-2.544	74.000	4.202	PK
5		*	5501.700	111.974	107.697	N/A	N/A	4.278	PK

Note: Measure Level (dBuV/m) = Reading Level (dBuV) + Factor (dB)

Factor (dB) = Cable Loss (dB) + Antenna Factor (dB/m) - Pre_Amplifier Gain (dB)

Site: AC1	Time: 2017/08/27 - 14:01
Limit: FCC_Part15.209_RE(3m)	Engineer: Kevin Ker
Probe: BBHA9120D_1GHz_18GHz	Polarity: Horizontal
EUT: AC220 Wi-Fi AP OD small omni antenna US	Power: DC 54V
Test Mode: Transmit by 802.11n-HT40 at Channel 5510MHz Ant 1 + 2 (Beam-Forming Mode)	

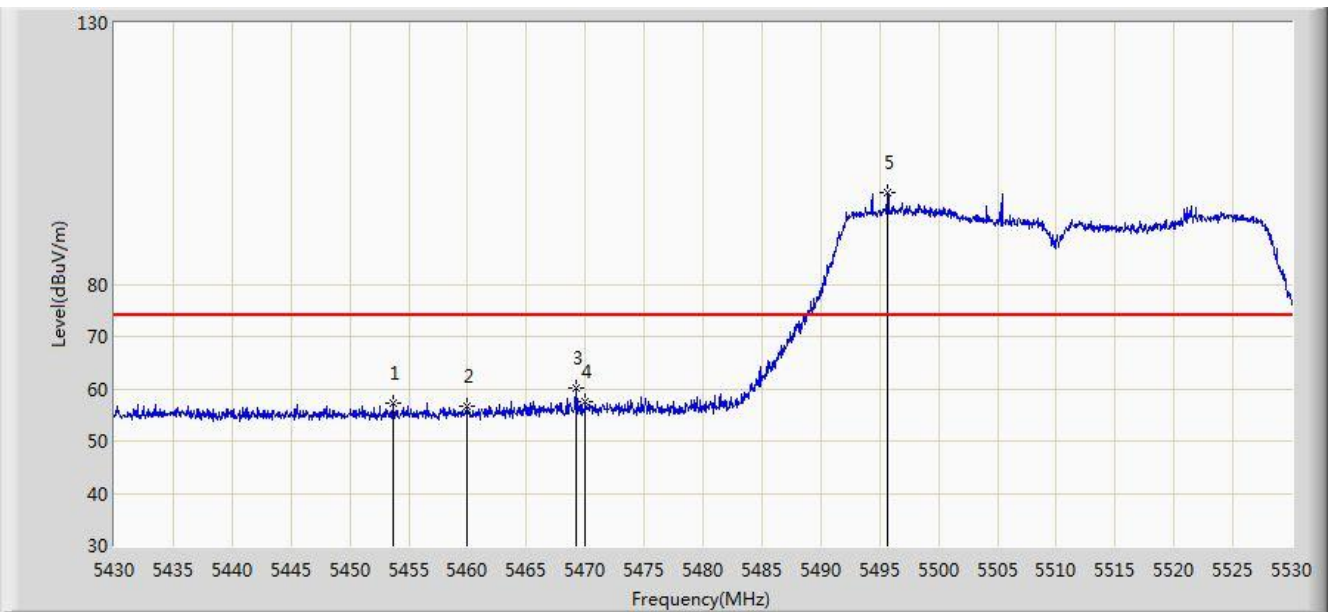


No	Flag	Mark	Frequency (MHz)	Measure Level (dBuV/m)	Reading Level (dBuV)	Over Limit (dB)	Limit (dBuV/m)	Factor (dB)	Type
1			5460.000	45.723	41.543	-8.277	54.000	4.180	AV
2			5470.000	49.126	44.924	-4.874	54.000	4.202	AV
3		*	5512.350	93.336	89.028	N/A	N/A	4.308	AV

Note: Measure Level (dB μ V/m) = Reading Level (dB μ V) + Factor (dB)

Factor (dB) = Cable Loss (dB) + Antenna Factor (dB/m) - Pre_Amplifier Gain (dB)

Site: AC1	Time: 2017/08/27 - 14:01
Limit: FCC_Part15.209_RE(3m)	Engineer: Kevin Ker
Probe: BBHA9120D_1GHz_18GHz	Polarity: Vertical
EUT: AC220 Wi-Fi AP OD small omni antenna US	Power: DC 54V
Test Mode: Transmit by 802.11n-HT40 at Channel 5510MHz Ant 1 + 2 (Beam-Forming Mode)	

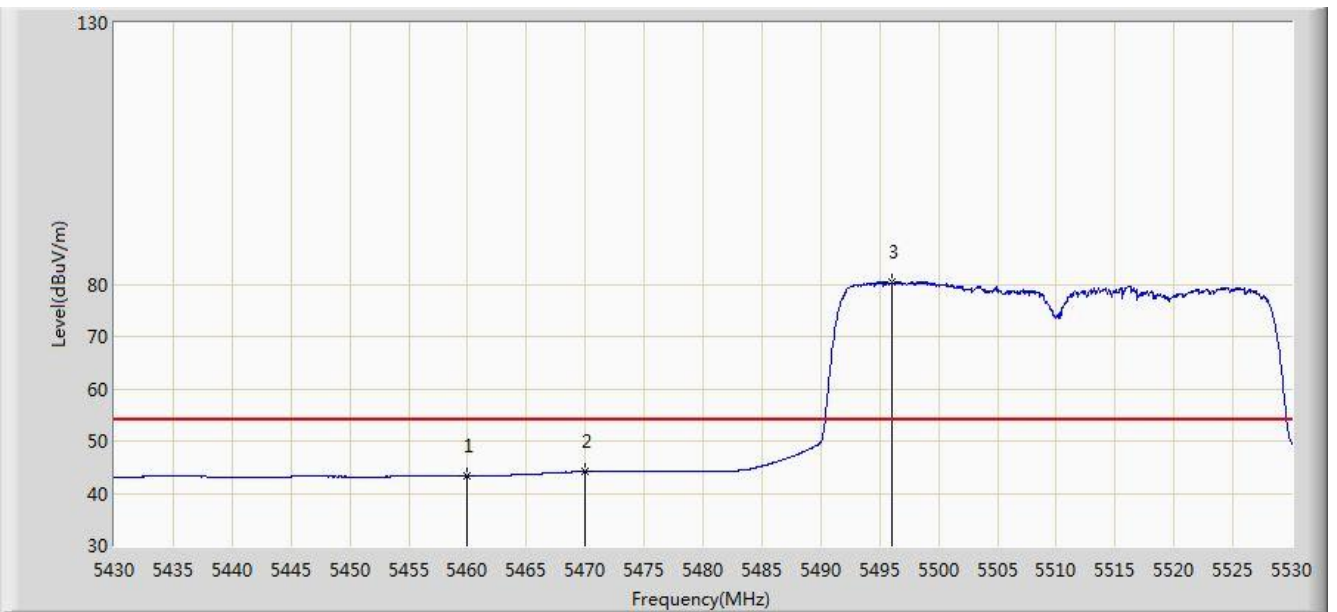


No	Flag	Mark	Frequency (MHz)	Measure Level (dBuV/m)	Reading Level (dBuV)	Over Limit (dB)	Limit (dBuV/m)	Factor (dB)	Type
1			5453.650	57.244	53.078	-16.756	74.000	4.166	PK
2			5460.000	56.673	52.493	-17.327	74.000	4.180	PK
3			5469.200	60.139	55.938	-13.861	74.000	4.201	PK
4			5470.000	57.487	53.285	-16.513	74.000	4.202	PK
5		*	5495.700	97.551	93.290	N/A	N/A	4.261	PK

Note: Measure Level (dBuV/m) = Reading Level (dBuV) + Factor (dB)

Factor (dB) = Cable Loss (dB) + Antenna Factor (dB/m) - Pre_Amplifier Gain (dB)

Site: AC1	Time: 2017/08/27 - 14:04
Limit: FCC_Part15.209_RE(3m)	Engineer: Kevin Ker
Probe: BBHA9120D_1GHz_18GHz	Polarity: Vertical
EUT: AC220 Wi-Fi AP OD small omni antenna US	Power: DC 54V
Test Mode: Transmit by 802.11n-HT40 at Channel 5510MHz Ant 1 + 2 (Beam-Forming Mode)	

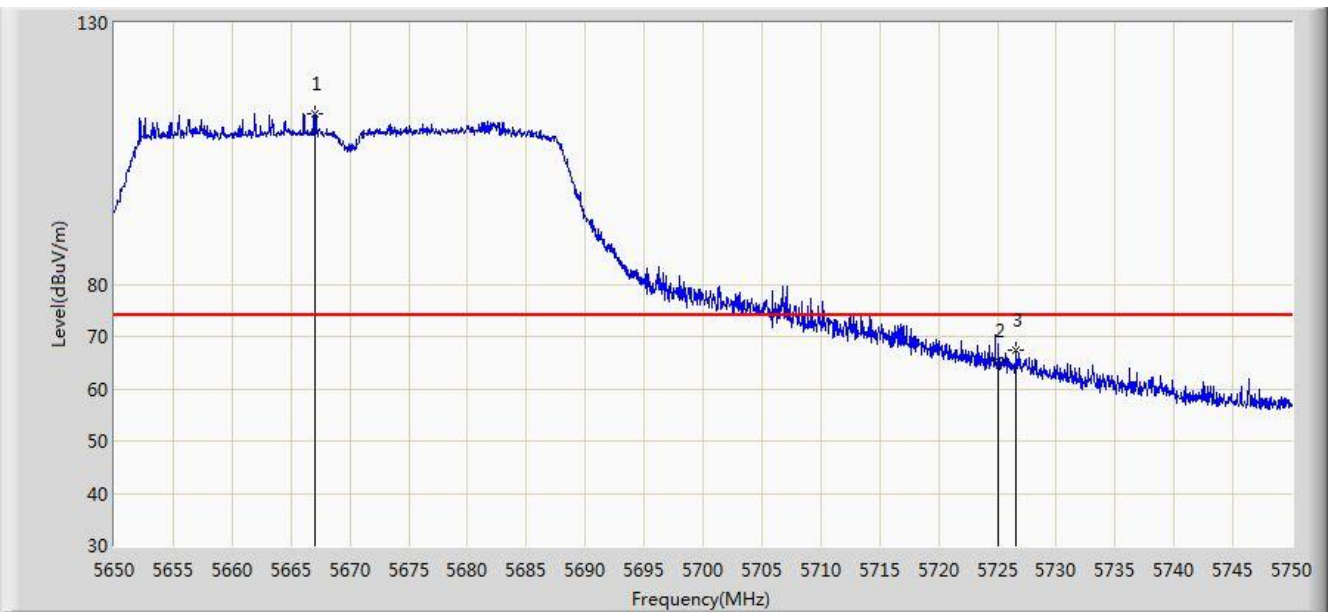


No	Flag	Mark	Frequency (MHz)	Measure Level (dBuV/m)	Reading Level (dBuV)	Over Limit (dB)	Limit (dBuV/m)	Factor (dB)	Type
1			5460.000	43.367	39.187	-10.633	54.000	4.180	AV
2			5470.000	44.154	39.952	-9.846	54.000	4.202	AV
3		*	5496.000	80.365	76.104	N/A	N/A	4.261	AV

Note: Measure Level (dBuV/m) = Reading Level (dBuV) + Factor (dB)

Factor (dB) = Cable Loss (dB) + Antenna Factor (dB/m) - Pre_Amplifier Gain (dB)

Site: AC1	Time: 2017/08/27 - 14:11
Limit: FCC_Part15.209_RE(3m)	Engineer: Kevin Ker
Probe: BBHA9120D_1GHz_18GHz	Polarity: Horizontal
EUT: AC220 Wi-Fi AP OD small omni antenna US	Power: DC 54V
Test Mode: Transmit by 802.11n-HT40 at Channel 5670MHz Ant 1 + 2 (Beam-Forming Mode)	

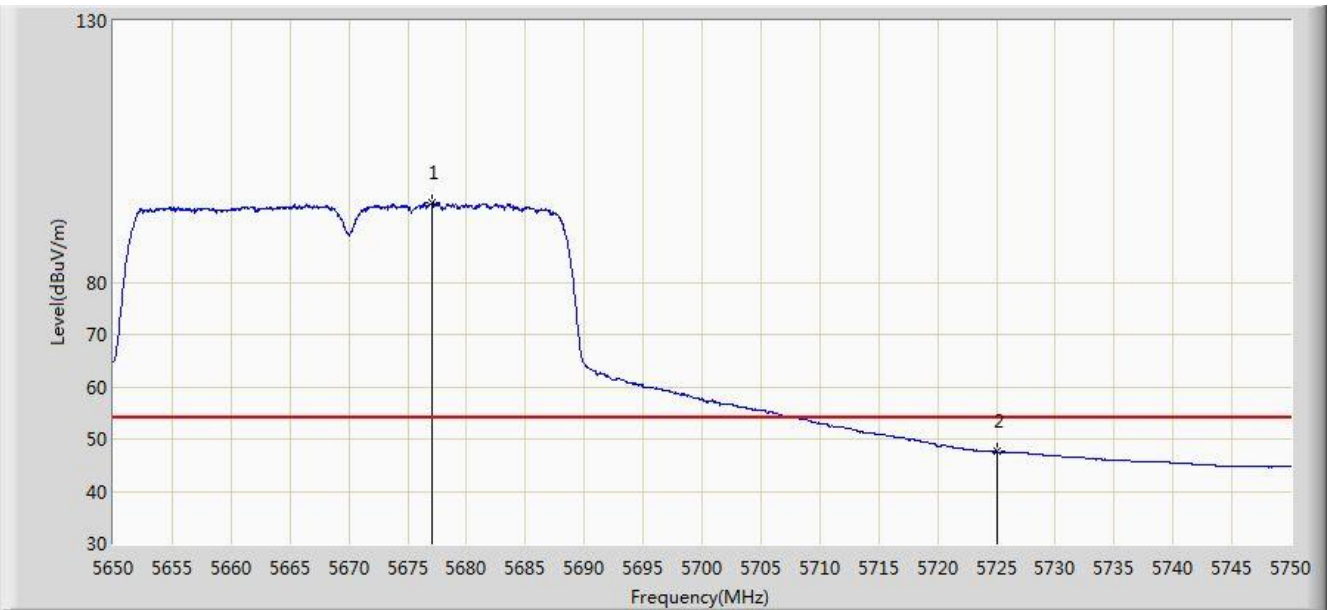


No	Flag	Mark	Frequency (MHz)	Measure Level (dBuV/m)	Reading Level (dBuV)	Over Limit (dB)	Limit (dBuV/m)	Factor (dB)	Type
1		*	5667.100	112.618	107.883	N/A	N/A	4.735	PK
2			5725.000	65.406	60.377	-8.594	74.000	5.029	PK
3			5726.600	67.486	62.447	-6.514	74.000	5.039	PK

Note: Measure Level (dBuV/m) = Reading Level (dBuV) + Factor (dB)

Factor (dB) = Cable Loss (dB) + Antenna Factor (dB/m) - Pre_Amplifier Gain (dB)

Site: AC1	Time: 2017/08/27 - 14:12
Limit: FCC_Part15.209_RE(3m)	Engineer: Kevin Ker
Probe: BBHA9120D_1GHz_18GHz	Polarity: Horizontal
EUT: AC220 Wi-Fi AP OD small omni antenna US	Power: DC 54V
Test Mode: Transmit by 802.11n-HT40 at Channel 5670MHz Ant 1 + 2 (Beam-Forming Mode)	

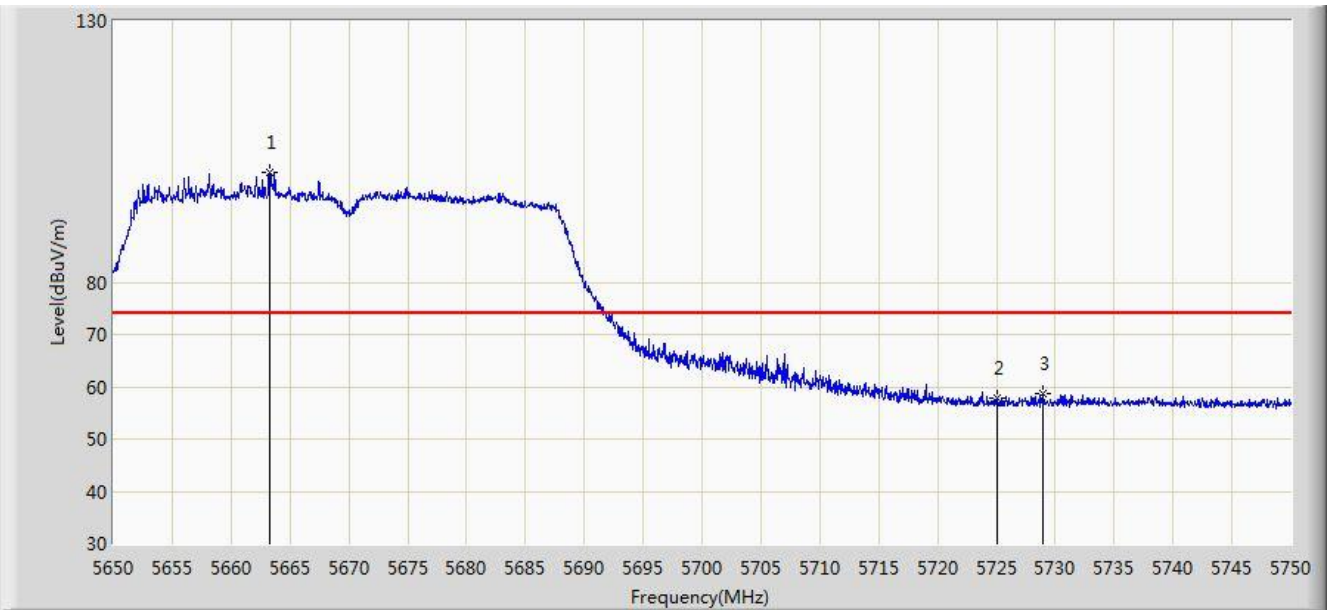


No	Flag	Mark	Frequency (MHz)	Measure Level (dBuV/m)	Reading Level (dBuV)	Over Limit (dB)	Limit (dBuV/m)	Factor (dB)	Type
1		*	5677.050	95.120	90.345	N/A	N/A	4.775	AV
2			5725.000	47.543	42.514	-6.457	54.000	5.029	AV

Note: Measure Level (dBuV/m) = Reading Level (dBuV) + Factor (dB)

Factor (dB) = Cable Loss (dB) + Antenna Factor (dB/m) - Pre_Amplifier Gain (dB)

Site: AC1	Time: 2017/08/27 - 14:12
Limit: FCC_Part15.209_RE(3m)	Engineer: Kevin Ker
Probe: BBHA9120D_1GHz_18GHz	Polarity: Vertical
EUT: AC220 Wi-Fi AP OD small omni antenna US	Power: DC 54V
Test Mode: Transmit by 802.11n-HT40 at Channel 5670MHz Ant 1 + 2 (Beam-Forming Mode)	

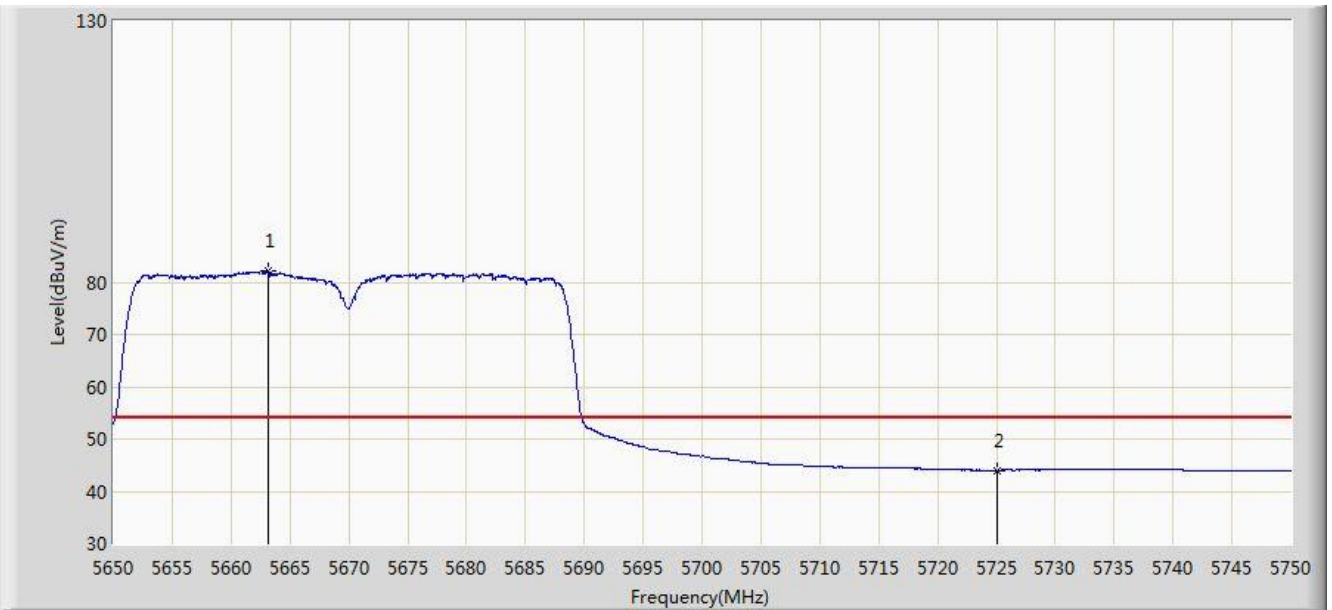


No	Flag	Mark	Frequency (MHz)	Measure Level (dBuV/m)	Reading Level (dBuV)	Over Limit (dB)	Limit (dBuV/m)	Factor (dB)	Type
1		*	5663.300	100.977	96.257	N/A	N/A	4.719	PK
2			5725.000	57.834	52.805	-16.166	74.000	5.029	PK
3			5729.000	58.562	53.507	-15.438	74.000	5.054	PK

Note: Measure Level (dBμV/m) = Reading Level (dBμV) + Factor (dB)

Factor (dB) = Cable Loss (dB) + Antenna Factor (dB/m) - Pre_Amplifier Gain (dB)

Site: AC1	Time: 2017/08/27 - 14:14
Limit: FCC_Part15.209_RE(3m)	Engineer: Kevin Ker
Probe: BBHA9120D_1GHz_18GHz	Polarity: Vertical
EUT: AC220 Wi-Fi AP OD small omni antenna US	Power: DC 54V
Test Mode: Transmit by 802.11n-HT40 at Channel 5670MHz Ant 1 + 2 (Beam-Forming Mode)	

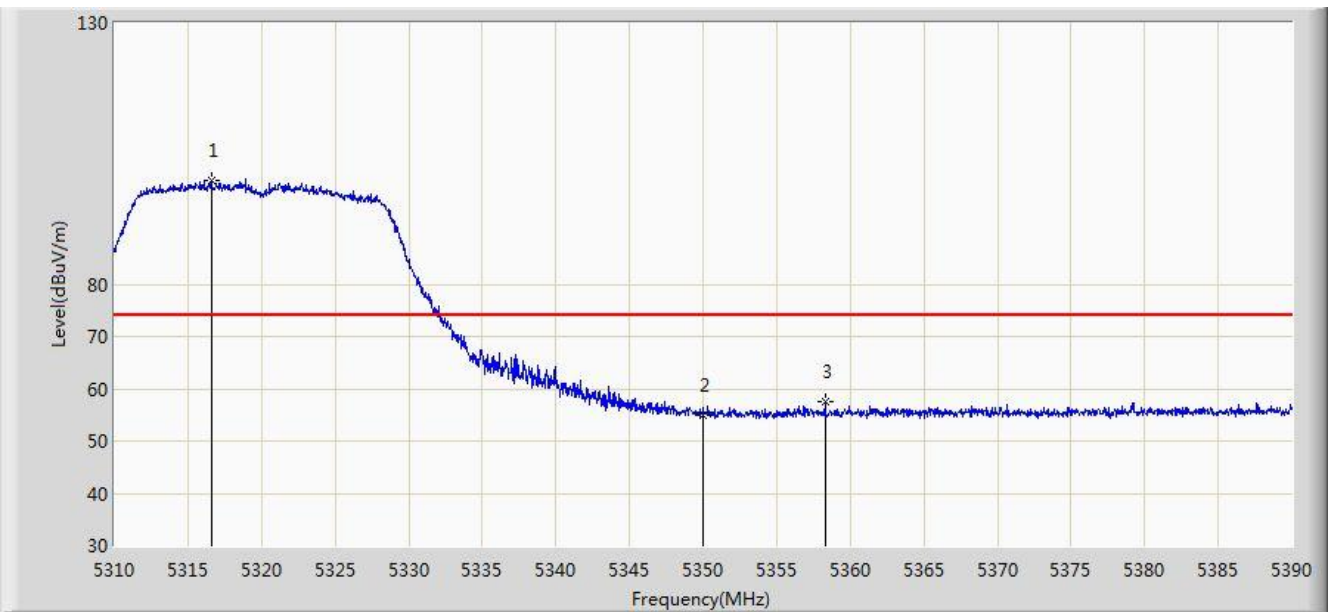


No	Flag	Mark	Frequency (MHz)	Measure Level (dBuV/m)	Reading Level (dBuV)	Over Limit (dB)	Limit (dBuV/m)	Factor (dB)	Type
1		*	5663.150	82.285	77.565	N/A	N/A	4.719	AV
2			5725.000	44.004	38.975	-9.996	54.000	5.029	AV

Note: Measure Level (dBuV/m) = Reading Level (dBuV) + Factor (dB)

Factor (dB) = Cable Loss (dB) + Antenna Factor (dB/m) - Pre_Amplifier Gain (dB)

Site: AC1	Time: 2017/08/27 - 14:57
Limit: FCC_Part15.209_RE(3m)	Engineer: Kevin Ker
Probe: BBHA9120D_1GHz_18GHz	Polarity: Vertical
EUT: AC220 Wi-Fi AP OD small omni antenna US	Power: DC 54V
Test Mode: Transmit by 802.11ac-VHT20 at Channel 5320MHz Ant 1 + 2 (Beam-Forming Mode)	

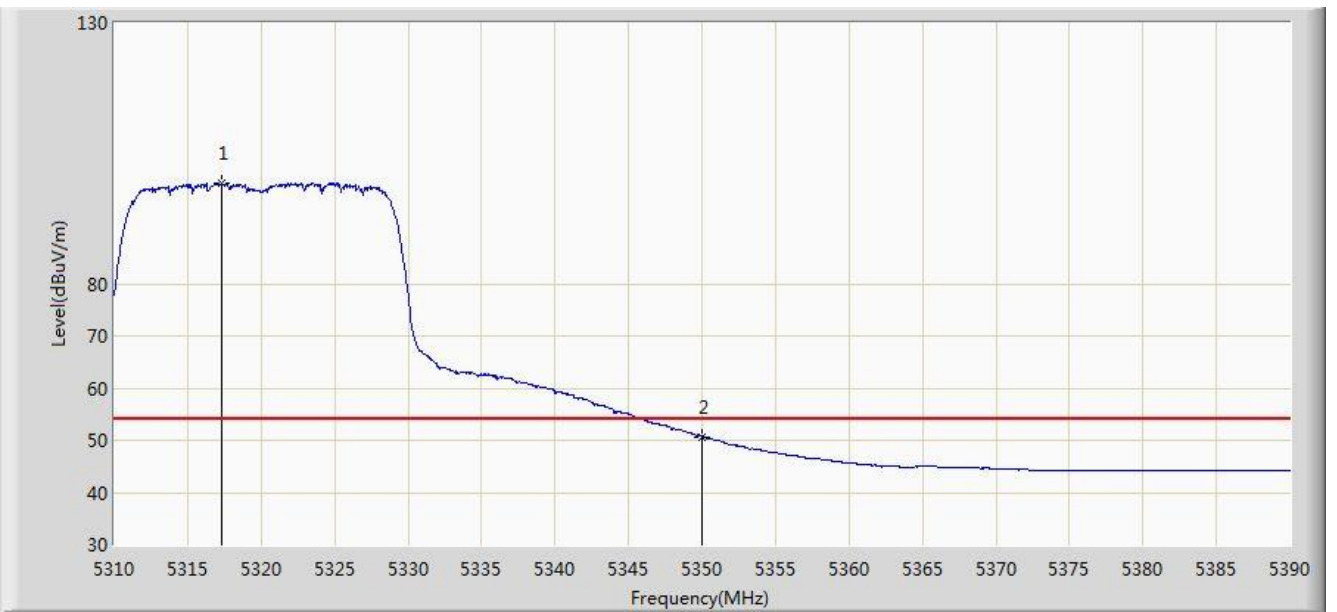


No	Flag	Mark	Frequency (MHz)	Measure Level (dBuV/m)	Reading Level (dBuV)	Over Limit (dB)	Limit (dBuV/m)	Factor (dB)	Type
1		*	5316.600	99.799	95.957	N/A	N/A	3.843	PK
2			5350.000	54.959	51.054	-19.041	74.000	3.904	PK
3			5358.280	57.562	53.642	-16.438	74.000	3.919	PK

Note: Measure Level (dB μ V/m) = Reading Level (dB μ V) + Factor (dB)

Factor (dB) = Cable Loss (dB) + Antenna Factor (dB/m) - Pre_Amplifier Gain (dB)

Site: AC1	Time: 2017/08/27 - 15:09
Limit: FCC_Part15.209_RE(3m)	Engineer: Kevin Ker
Probe: BBHA9120D_1GHz_18GHz	Polarity: Horizontal
EUT: AC220 Wi-Fi AP OD small omni antenna US	Power: DC 54V
Test Mode: Transmit by 802.11ac-VHT20 at Channel 5320MHz Ant 1 + 2 (Beam-Forming Mode)	

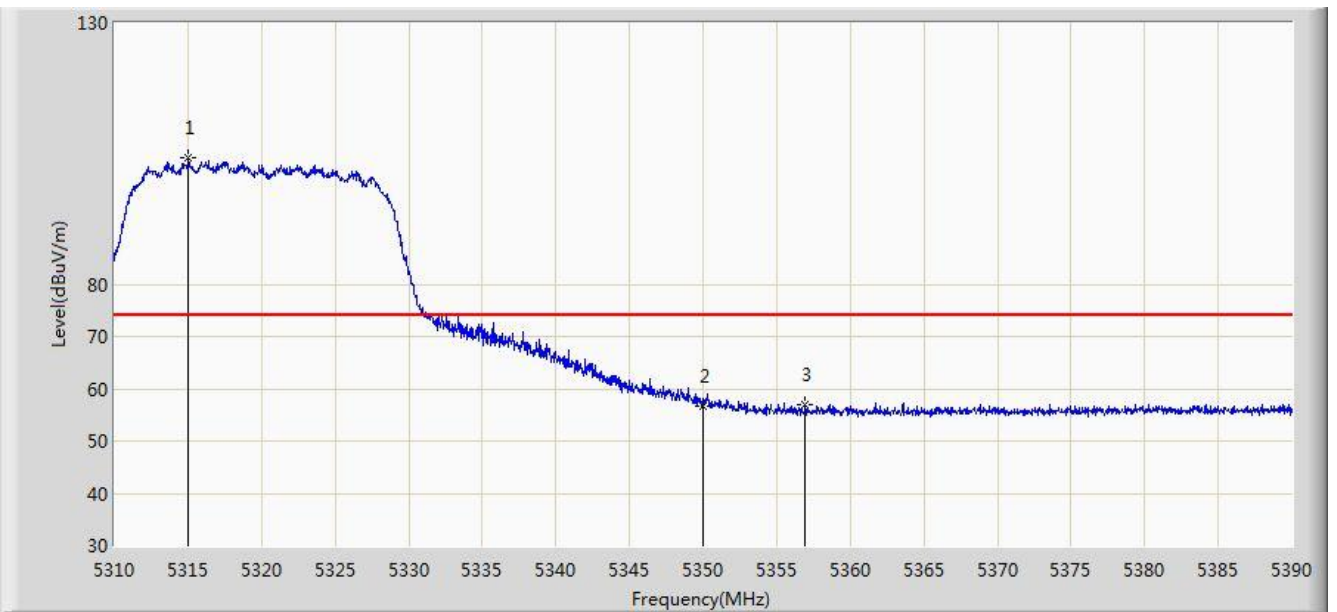


No	Flag	Mark	Frequency (MHz)	Measure Level (dBuV/m)	Reading Level (dBuV)	Over Limit (dB)	Limit (dBuV/m)	Factor (dB)	Type
1		*	5317.320	99.162	95.319	N/A	N/A	3.844	AV
2			5350.000	50.639	46.734	-3.361	54.000	3.904	AV

Note: Measure Level (dBuV/m) = Reading Level (dBuV) + Factor (dB)

Factor (dB) = Cable Loss (dB) + Antenna Factor (dB/m) - Pre_Amplifier Gain (dB)

Site: AC1	Time: 2017/08/27 - 15:10
Limit: FCC_Part15.209_RE(3m)	Engineer: Kevin Ker
Probe: BBHA9120D_1GHz_18GHz	Polarity: Vertical
EUT: AC220 Wi-Fi AP OD small omni antenna US	Power: DC 54V
Test Mode: Transmit by 802.11ac-VHT20 at Channel 5320MHz Ant 1 + 2 (Beam-Forming Mode)	



No	Flag	Mark	Frequency (MHz)	Measure Level (dBuV/m)	Reading Level (dBuV)	Over Limit (dB)	Limit (dBuV/m)	Factor (dB)	Type
1		*	5315.040	104.127	100.288	N/A	N/A	3.839	PK
2			5350.000	56.764	52.859	-17.236	74.000	3.904	PK
3			5356.960	57.042	53.125	-16.958	74.000	3.917	PK

Note: Measure Level (dBuV/m) = Reading Level (dBuV) + Factor (dB)

Factor (dB) = Cable Loss (dB) + Antenna Factor (dB/m) - Pre_Amplifier Gain (dB)