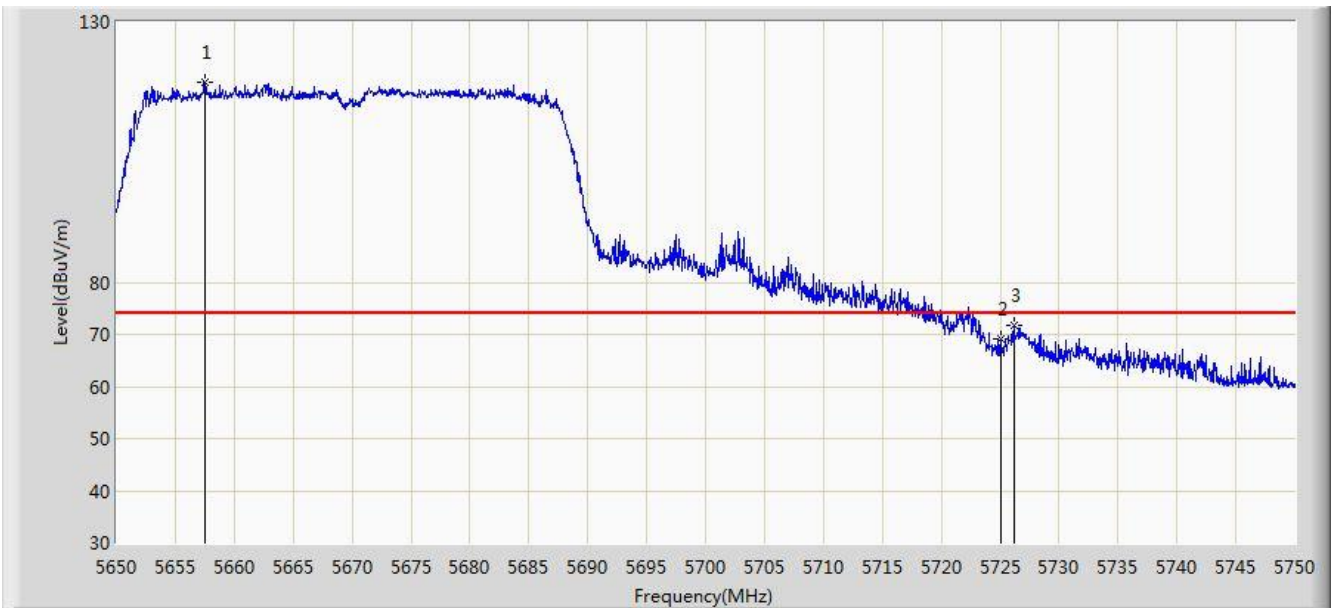


Site: AC1	Time: 2017/08/30 - 01:07
Limit: FCC_Part15.209_RE(3m)	Engineer: Kevin Ker
Probe: BBHA9120D_1GHz_18GHz	Polarity: Vertical
EUT: AC220 Wi-Fi AP OD directional antenna US	Power: DC 54V
Test Mode: Transmit by 802.11ac-VHT40 at channel 5670MHz Ant 1 + 2 (Beam-Forming Mode)	

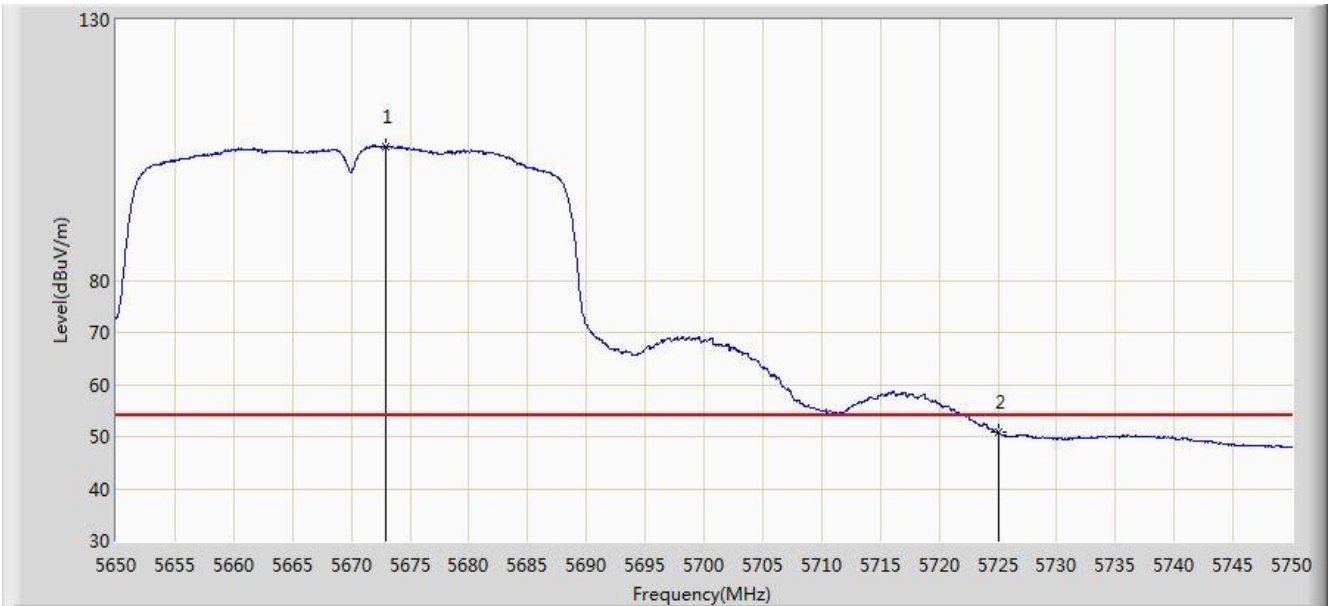


No	Flag	Mark	Frequency (MHz)	Measure Level (dBuV/m)	Reading Level (dBuV)	Over Limit (dB)	Limit (dBuV/m)	Factor (dB)	Type
1		*	5657.550	118.513	113.816	N/A	N/A	4.697	PK
2			5725.000	69.234	64.205	-4.766	74.000	5.029	PK
3			5726.200	71.611	66.574	-2.389	74.000	5.037	PK

Note: Measure Level (dBuV/m) = Reading Level (dBuV) + Factor (dB)

Factor (dB) = Cable Loss (dB) + Antenna Factor (dB) (dB/m) - Pre_Amplifier Gain (dB)

Site: AC1	Time: 2017/08/30 - 01:09
Limit: FCC_Part15.209_RE(3m)	Engineer: Kevin Ker
Probe: BBHA9120D_1GHz_18GHz	Polarity: Vertical
EUT: AC220 Wi-Fi AP OD directional antenna US	Power: DC 54V
Test Mode: Transmit by 802.11ac-VHT40 at channel 5670MHz Ant 1 + 2 (Beam-Forming Mode)	

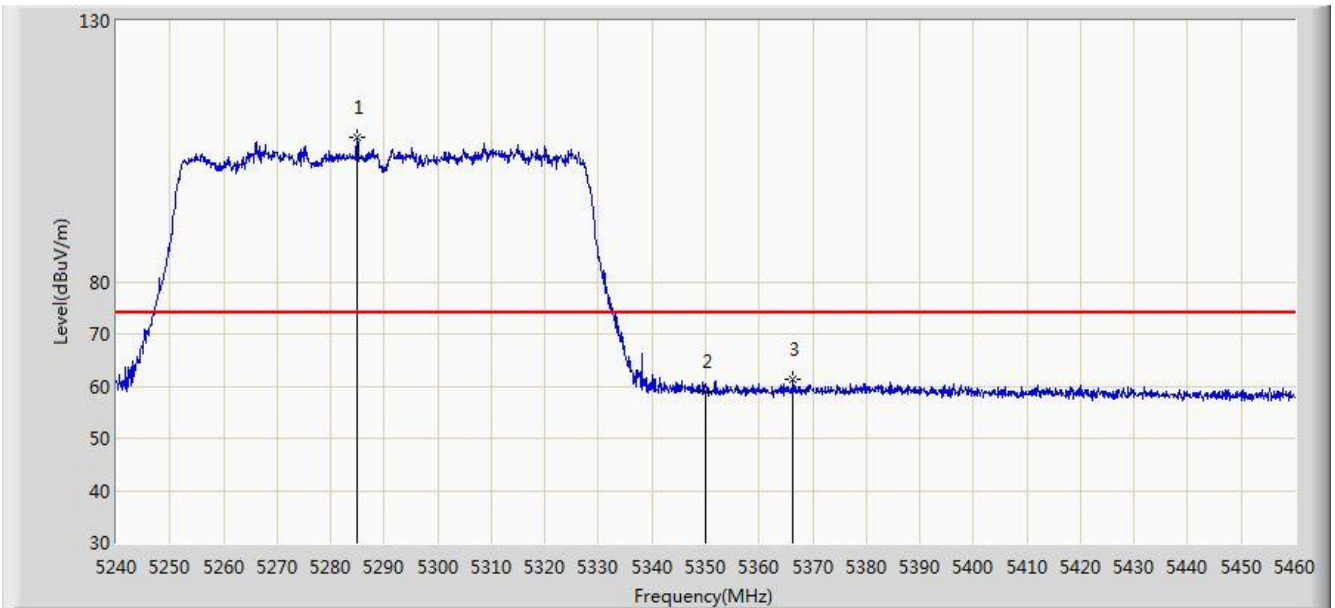


No	Flag	Mark	Frequency (MHz)	Measure Level (dBuV/m)	Reading Level (dBuV)	Over Limit (dB)	Limit (dBuV/m)	Factor (dB)	Type
1		*	5672.950	105.754	100.995	N/A	N/A	4.759	AV
2			5725.000	50.840	45.811	-3.160	54.000	5.029	AV

Note: Measure Level (dBuV/m) = Reading Level (dBuV) + Factor (dB)

Factor (dB) = Cable Loss (dB) + Antenna Factor (dB) (dB/m) - Pre_Amplifier Gain (dB)

Site: AC1	Time: 2017/08/30 - 01:53
Limit: FCC_Part15.209_RE(3m)	Engineer: Kevin Ker
Probe: BBHA9120D_1GHz_18GHz	Polarity: Horizontal
EUT: AC220 Wi-Fi AP OD directional antenna US	Power: DC 54V
Test Mode: Transmit by 802.11ac-VHT80 at channel 5290MHz Ant 1 + 2 (Beam-Forming Mode)	

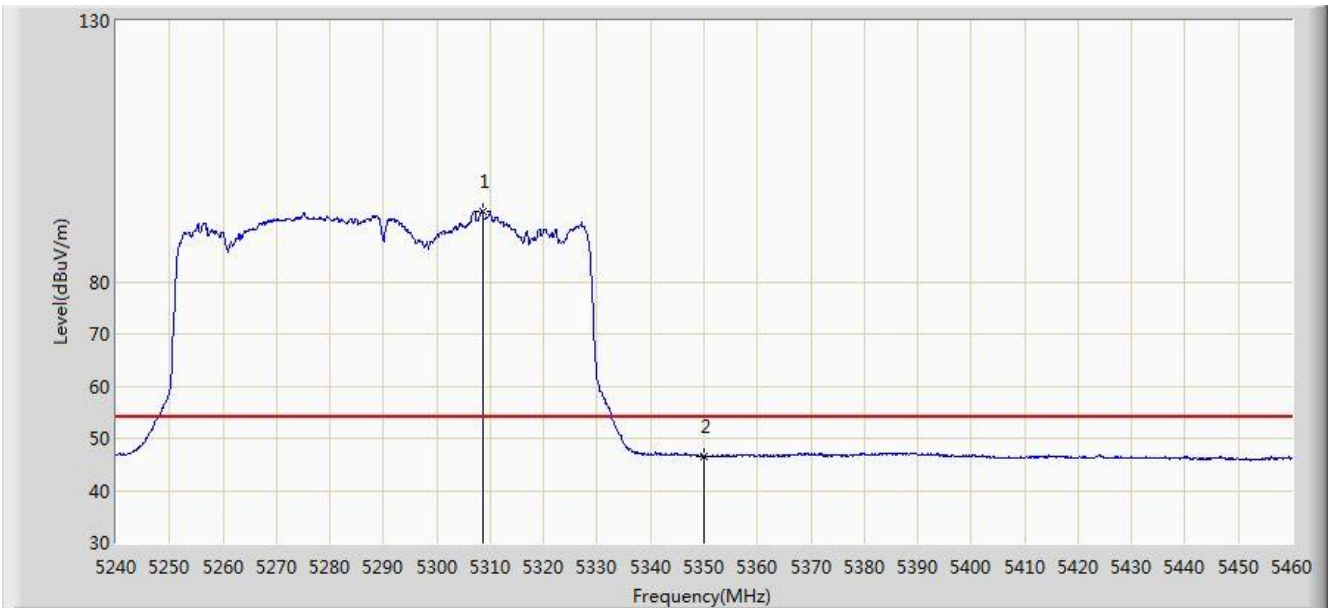


No	Flag	Mark	Frequency (MHz)	Measure Level (dBuV/m)	Reading Level (dBuV)	Over Limit (dB)	Limit (dBuV/m)	Factor (dB)	Type
1		*	5284.990	107.619	103.796	N/A	N/A	3.823	PK
2			5350.000	58.887	54.982	-15.113	74.000	3.904	PK
3			5366.390	61.285	57.351	-12.715	74.000	3.934	PK

Note: Measure Level (dBuV/m) = Reading Level (dBuV) + Factor (dB)

Factor (dB) = Cable Loss (dB) + Antenna Factor (dB) (dB/m) - Pre_Amplifier Gain (dB)

Site: AC1	Time: 2017/08/30 - 01:53
Limit: FCC_Part15.209_RE(3m)	Engineer: Kevin Ker
Probe: BBHA9120D_1GHz_18GHz	Polarity: Horizontal
EUT: AC220 Wi-Fi AP OD directional antenna US	Power: DC 54V
Test Mode: Transmit by 802.11ac-VHT80 at channel 5290MHz Ant 1 + 2 (Beam-Forming Mode)	

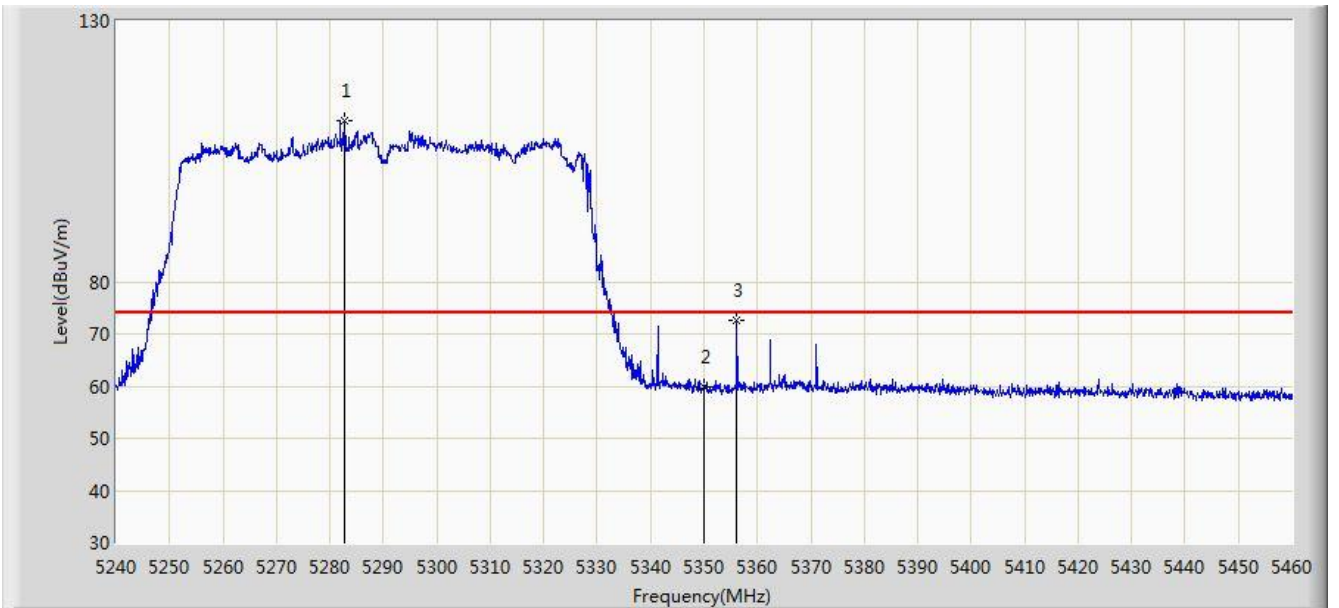


No	Flag	Mark	Frequency (MHz)	Measure Level (dBuV/m)	Reading Level (dBuV)	Over Limit (dB)	Limit (dBuV/m)	Factor (dB)	Type
1		*	5308.640	93.597	89.770	N/A	N/A	3.827	AV
2			5350.000	46.594	42.689	-7.406	54.000	3.904	AV

Note: Measure Level (dBuV/m) = Reading Level (dBuV) + Factor (dB)

Factor (dB) = Cable Loss (dB) + Antenna Factor (dB) (dB/m) - Pre_Amplifier Gain (dB)

Site: AC1	Time: 2017/08/30 - 01:54
Limit: FCC_Part15.209_RE(3m)	Engineer: Kevin Ker
Probe: BBHA9120D_1GHz_18GHz	Polarity: Vertical
EUT: AC220 Wi-Fi AP OD directional antenna US	Power: DC 54V
Test Mode: Transmit by 802.11ac-VHT80 at channel 5290MHz Ant 1 + 2 (Beam-Forming Mode)	

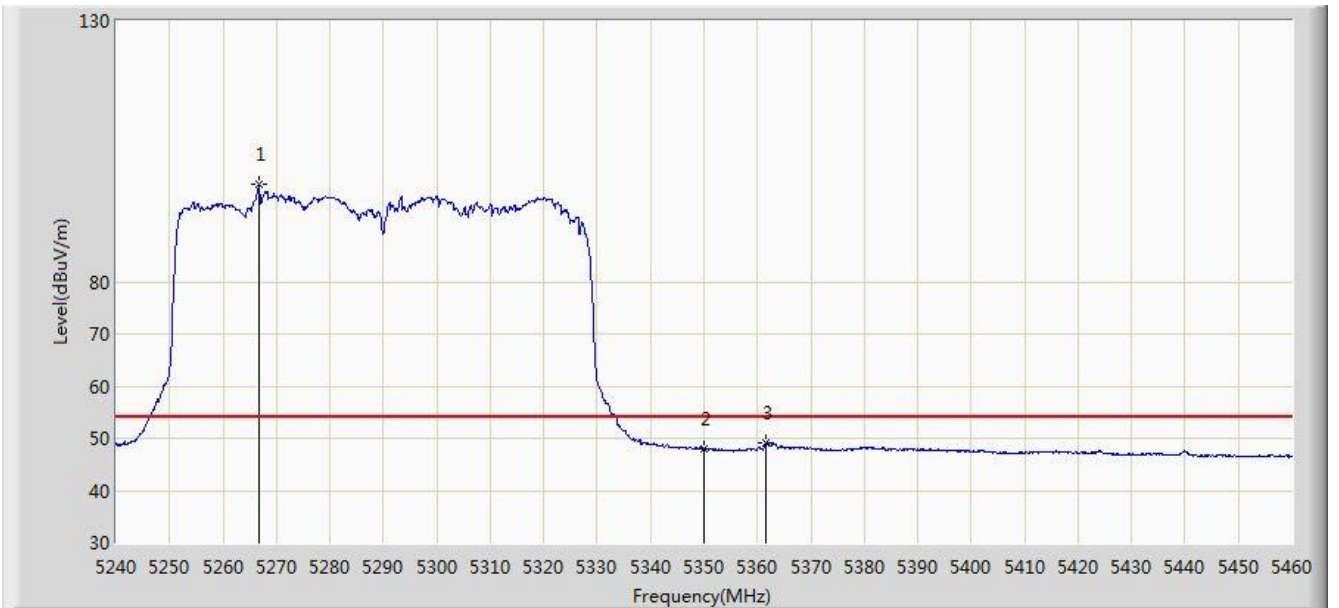


No	Flag	Mark	Frequency (MHz)	Measure Level (dBuV/m)	Reading Level (dBuV)	Over Limit (dB)	Limit (dBuV/m)	Factor (dB)	Type
1		*	5282.680	110.908	107.083	N/A	N/A	3.825	PK
2			5350.000	59.763	55.858	-14.237	74.000	3.904	PK
3			5356.160	72.582	68.666	-1.418	74.000	3.915	PK

Note: Measure Level (dBuV/m) = Reading Level (dBuV) + Factor (dB)

Factor (dB) = Cable Loss (dB) + Antenna Factor (dB) (dB/m) - Pre_Amplifier Gain (dB)

Site: AC1	Time: 2017/08/30 - 01:55
Limit: FCC_Part15.209_RE(3m)	Engineer: Kevin Ker
Probe: BBHA9120D_1GHz_18GHz	Polarity: Vertical
EUT: AC220 Wi-Fi AP OD directional antenna US	Power: DC 54V
Test Mode: Transmit by 802.11ac-VHT80 at channel 5290MHz Ant 1 + 2 (Beam-Forming Mode)	

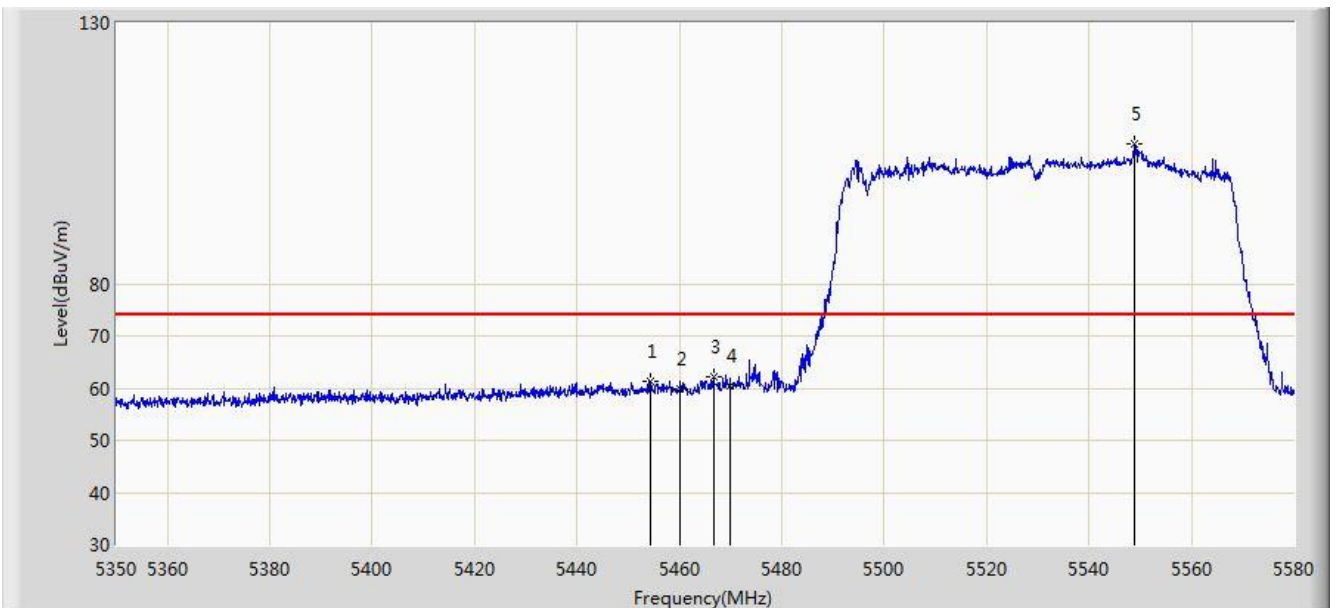


No	Flag	Mark	Frequency (MHz)	Measure Level (dBuV/m)	Reading Level (dBuV)	Over Limit (dB)	Limit (dBuV/m)	Factor (dB)	Type
1		*	5266.840	98.647	94.810	N/A	N/A	3.837	AV
2			5350.000	48.009	44.104	-5.991	54.000	3.904	AV
3			5361.550	49.214	45.288	-4.786	54.000	3.926	AV

Note: Measure Level (dBuV/m) = Reading Level (dBuV) + Factor (dB)

Factor (dB) = Cable Loss (dB) + Antenna Factor (dB) (dB/m) - Pre_Amplifier Gain (dB)

Site: AC1	Time: 2017/08/30 - 02:13
Limit: FCC_Part15.209_RE(3m)	Engineer: Kevin Ker
Probe: BBHA9120D_1GHz_18GHz	Polarity: Horizontal
EUT: AC220 Wi-Fi AP OD directional antenna US	Power: DC 54V
Test Mode: Transmit by 802.11ac-VHT80 at channel 5530MHz Ant 1 + 2 (Beam-Forming Mode)	

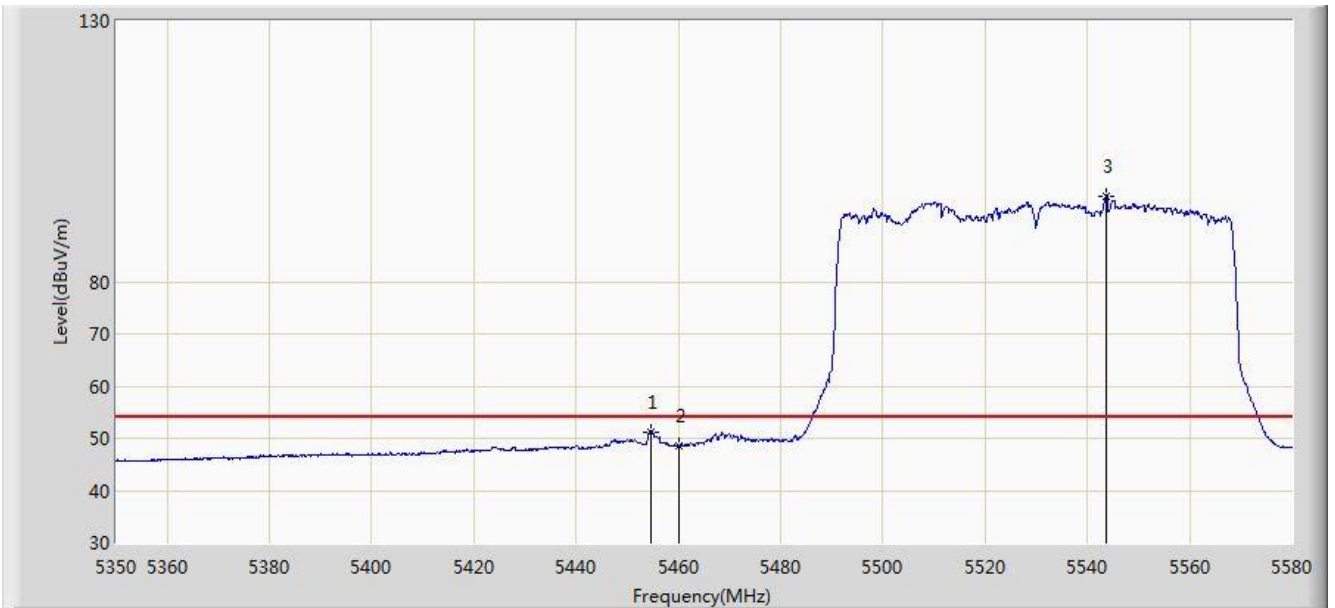


No	Flag	Mark	Frequency (MHz)	Measure Level (dBuV/m)	Reading Level (dBuV)	Over Limit (dB)	Limit (dBuV/m)	Factor (dB)	Type
1			5454.420	61.331	57.163	-12.669	74.000	4.168	PK
2			5460.000	59.718	55.538	-14.282	74.000	4.180	PK
3			5466.725	62.225	58.030	-11.775	74.000	4.196	PK
4			5470.000	60.574	56.372	-13.426	74.000	4.202	PK
5		*	5548.950	106.759	102.344	N/A	N/A	4.415	PK

Note: Measure Level (dBuV/m) = Reading Level (dBuV) + Factor (dB)

Factor (dB) = Cable Loss (dB) + Antenna Factor (dB) (dB/m) - Pre_Amplifier Gain (dB)

Site: AC1	Time: 2017/08/30 - 02:16
Limit: FCC_Part15.209_RE(3m)	Engineer: Kevin Ker
Probe: BBHA9120D_1GHz_18GHz	Polarity: Horizontal
EUT: AC220 Wi-Fi AP OD directional antenna US	Power: DC 54V
Test Mode: Transmit by 802.11ac-VHT80 at channel 5530MHz Ant 1 + 2 (Beam-Forming Mode)	

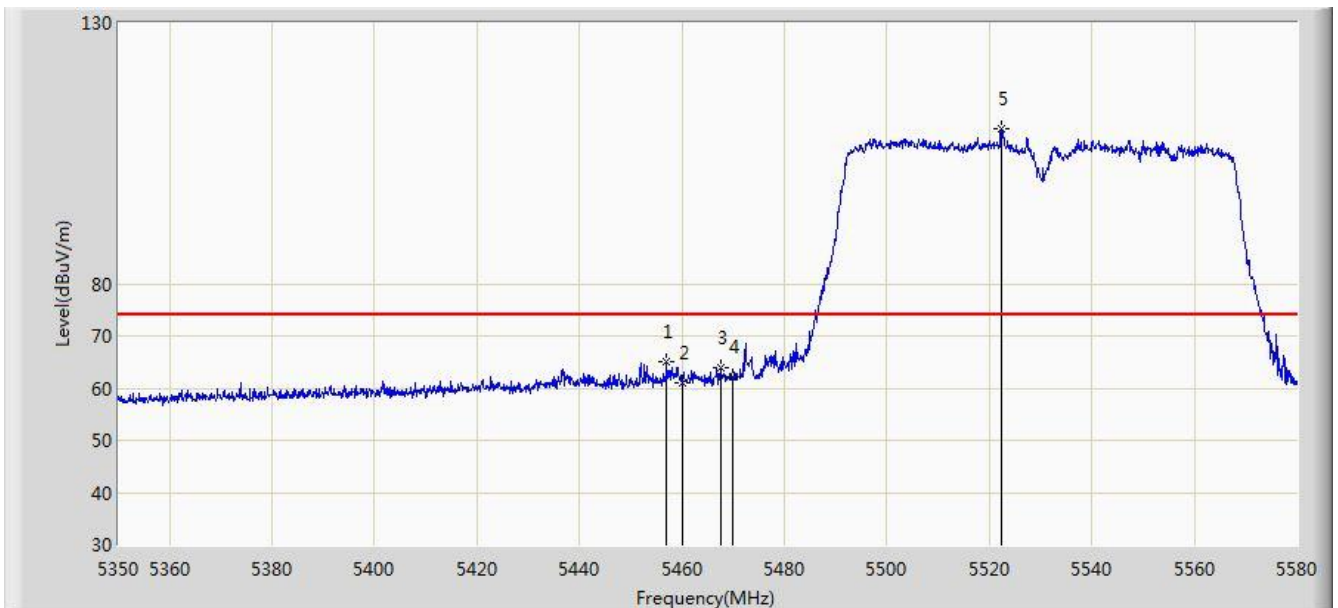


No	Flag	Mark	Frequency (MHz)	Measure Level (dBuV/m)	Reading Level (dBuV)	Over Limit (dB)	Limit (dBuV/m)	Factor (dB)	Type
1			5454.650	51.286	47.117	-2.714	54.000	4.170	AV
2			5460.000	48.468	44.288	-5.532	54.000	4.180	AV
3		*	5543.660	96.373	91.972	N/A	N/A	4.401	AV

Note: Measure Level (dBuV/m) = Reading Level (dBuV) + Factor (dB)

Factor (dB) = Cable Loss (dB) + Antenna Factor (dB) (dB/m) - Pre_Amplifier Gain (dB)

Site: AC1	Time: 2017/08/30 - 02:21
Limit: FCC_Part15.209_RE(3m)	Engineer: Kevin Ker
Probe: BBHA9120D_1GHz_18GHz	Polarity: Vertical
EUT: AC220 Wi-Fi AP OD directional antenna US	Power: DC 54V
Test Mode: Transmit by 802.11ac-VHT80 at channel 5530MHz Ant 1 + 2 (Beam-Forming Mode)	

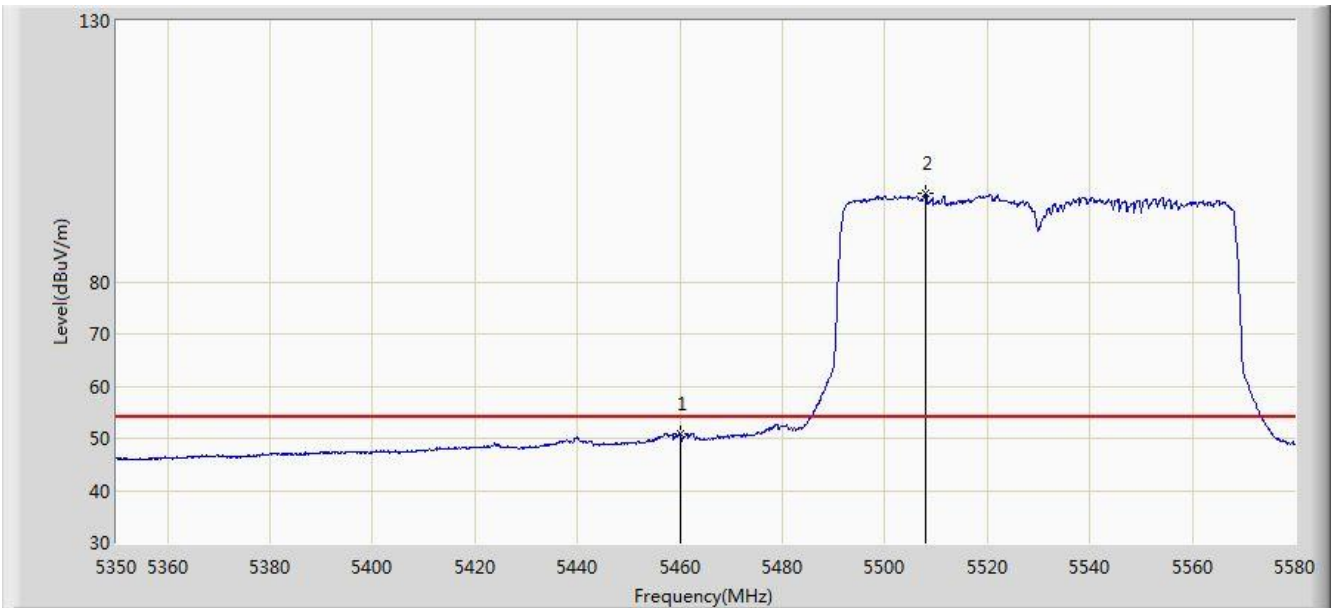


No	Flag	Mark	Frequency (MHz)	Measure Level (dBuV/m)	Reading Level (dBuV)	Over Limit (dB)	Limit (dBuV/m)	Factor (dB)	Type
1			5457.065	65.113	60.939	-8.887	74.000	4.174	PK
2			5460.000	61.134	56.954	-12.866	74.000	4.180	PK
3			5467.530	63.985	59.788	-10.015	74.000	4.197	PK
4			5470.000	62.288	58.086	-11.712	74.000	4.202	PK
5		*	5522.270	109.583	105.245	N/A	N/A	4.338	PK

Note: Measure Level (dBuV/m) = Reading Level (dBuV) + Factor (dB)

Factor (dB) = Cable Loss (dB) + Antenna Factor (dB) (dB/m) - Pre_Amplifier Gain (dB)

Site: AC1	Time: 2017/08/30 - 02:22
Limit: FCC_Part15.209_RE(3m)	Engineer: Kevin Ker
Probe: BBHA9120D_1GHz_18GHz	Polarity: Vertical
EUT: AC220 Wi-Fi AP OD directional antenna US	Power: DC 54V
Test Mode: Transmit by 802.11ac-VHT80 at channel 5530MHz Ant 1 + 2 (Beam-Forming Mode)	

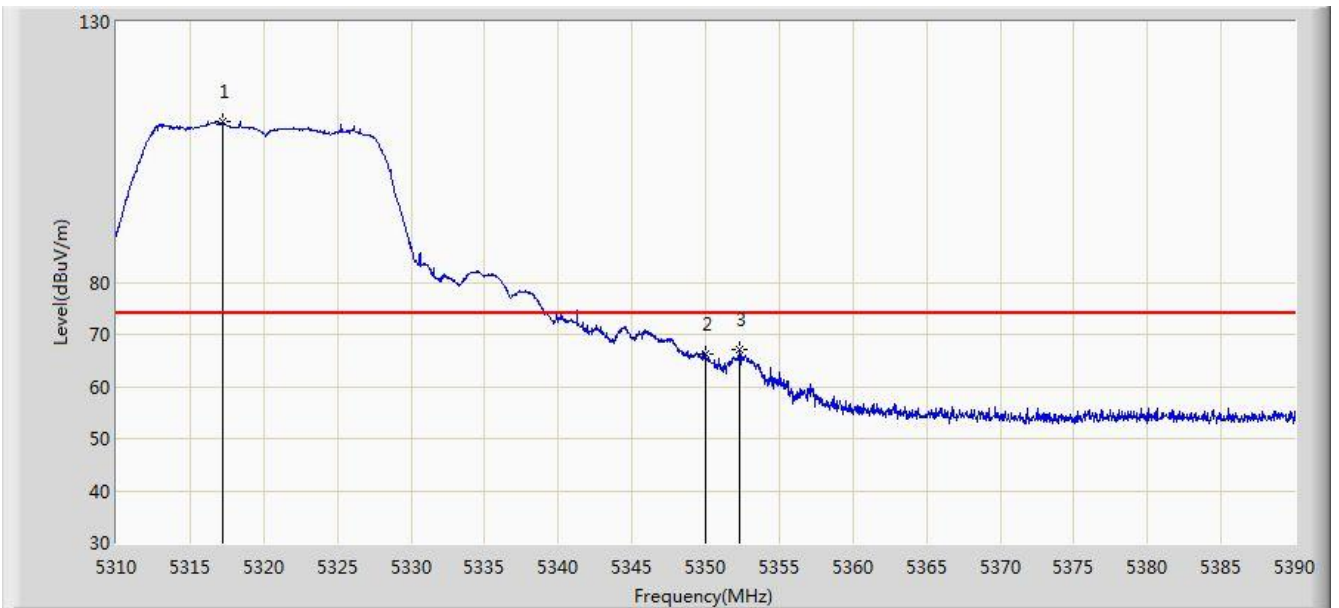


No	Flag	Mark	Frequency (MHz)	Measure Level (dBuV/m)	Reading Level (dBuV)	Over Limit (dB)	Limit (dBuV/m)	Factor (dB)	Type
1			5460.000	50.735	46.555	-3.265	54.000	4.180	AV
2		*	5507.900	96.899	92.604	N/A	N/A	4.295	AV

Note: Measure Level (dBuV/m) = Reading Level (dBuV) + Factor (dB)

Factor (dB) = Cable Loss (dB) + Antenna Factor (dB) (dB/m) - Pre_Amplifier Gain (dB)

Site: AC1	Time: 2017/07/29 - 05:14
Limit: FCC_Part15.209_RE(3m)	Engineer: Kevin Ker
Probe: BBHA9120D_1GHz_18GHz	Polarity: Horizontal
EUT: AC220 Wi-Fi AP OD external antenna US	Power: DC 54V
Test Mode: Transmit by 802.11a at channel 5320MHz Ant 1	

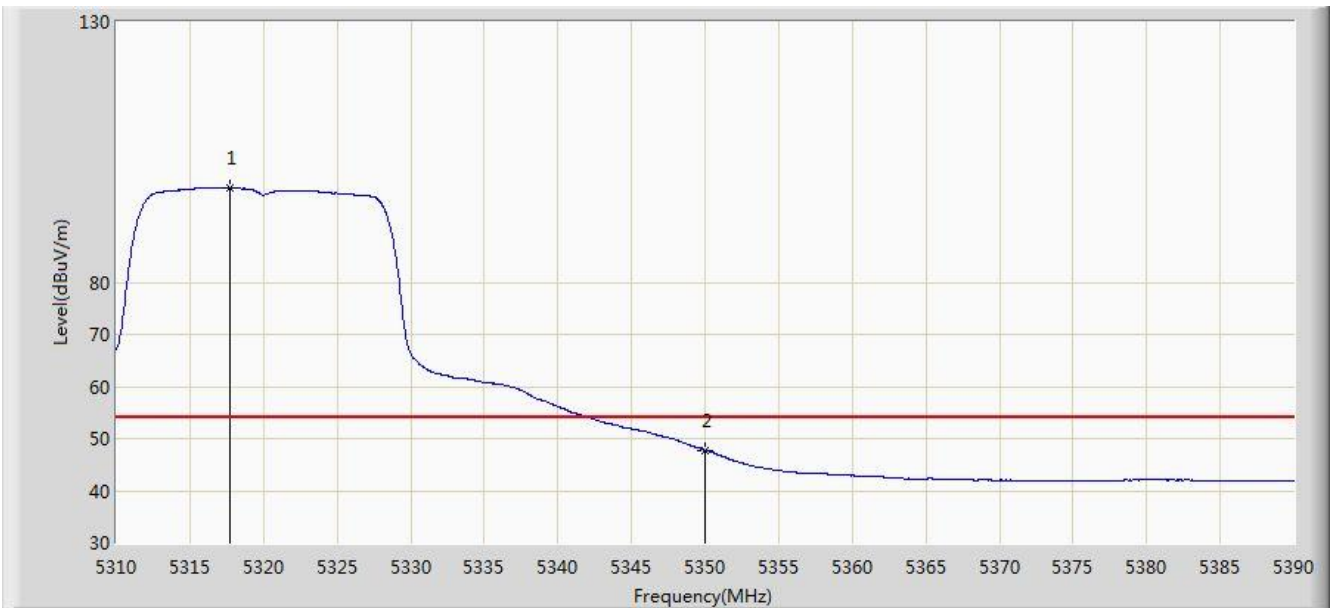


No	Flag	Mark	Frequency (MHz)	Measure Level (dBuV/m)	Reading Level (dBuV)	Over Limit (dB)	Limit (dBuV/m)	Factor (dB)	Type
1		*	5317.200	110.776	106.933	N/A	N/A	3.843	PK
2			5350.000	66.142	62.237	-7.858	74.000	3.904	PK
3			5352.280	67.034	63.125	-6.966	74.000	3.908	PK

Note: Measure Level (dBuV/m) = Reading Level (dBuV) + Factor (dB)

Factor (dB) = Cable Loss (dB) + Antenna Factor (dB) (dB/m) - Pre_Amplifier Gain (dB)

Site: AC1	Time: 2017/07/29 - 05:15
Limit: FCC_Part15.209_RE(3m)	Engineer: Kevin Ker
Probe: BBHA9120D_1GHz_18GHz	Polarity: Horizontal
EUT: AC220 Wi-Fi AP OD external antenna US	Power: DC 54V
Test Mode: Transmit by 802.11a at channel 5320MHz Ant 1	

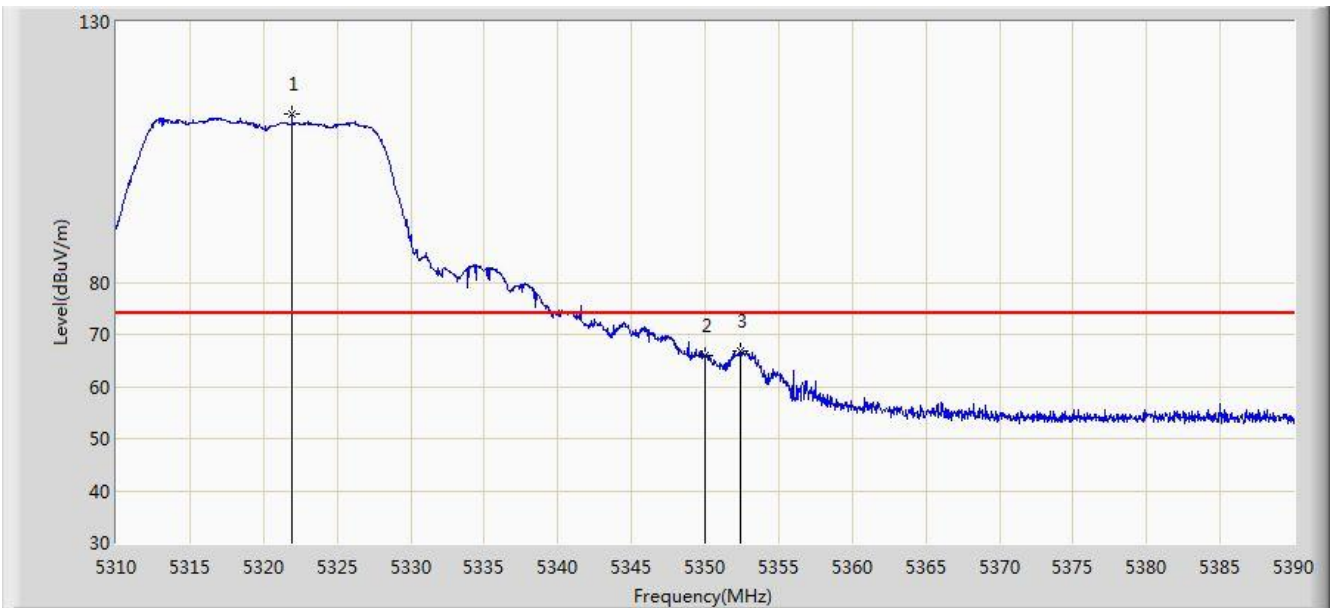


No	Flag	Mark	Frequency (MHz)	Measure Level (dBuV/m)	Reading Level (dBuV)	Over Limit (dB)	Limit (dBuV/m)	Factor (dB)	Type
1		*	5317.680	98.229	94.385	N/A	N/A	3.844	AV
2			5350.000	47.771	43.866	-6.229	54.000	3.904	AV

Note: Measure Level (dBuV/m) = Reading Level (dBuV) + Factor (dB)

Factor (dB) = Cable Loss (dB) + Antenna Factor (dB) (dB/m) - Pre_Amplifier Gain (dB)

Site: AC1	Time: 2017/07/29 - 05:14
Limit: FCC_Part15.209_RE(3m)	Engineer: Kevin Ker
Probe: BBHA9120D_1GHz_18GHz	Polarity: Vertical
EUT: AC220 Wi-Fi AP OD external antenna US	Power: DC 54V
Test Mode: Transmit by 802.11a at channel 5320MHz Ant 1	

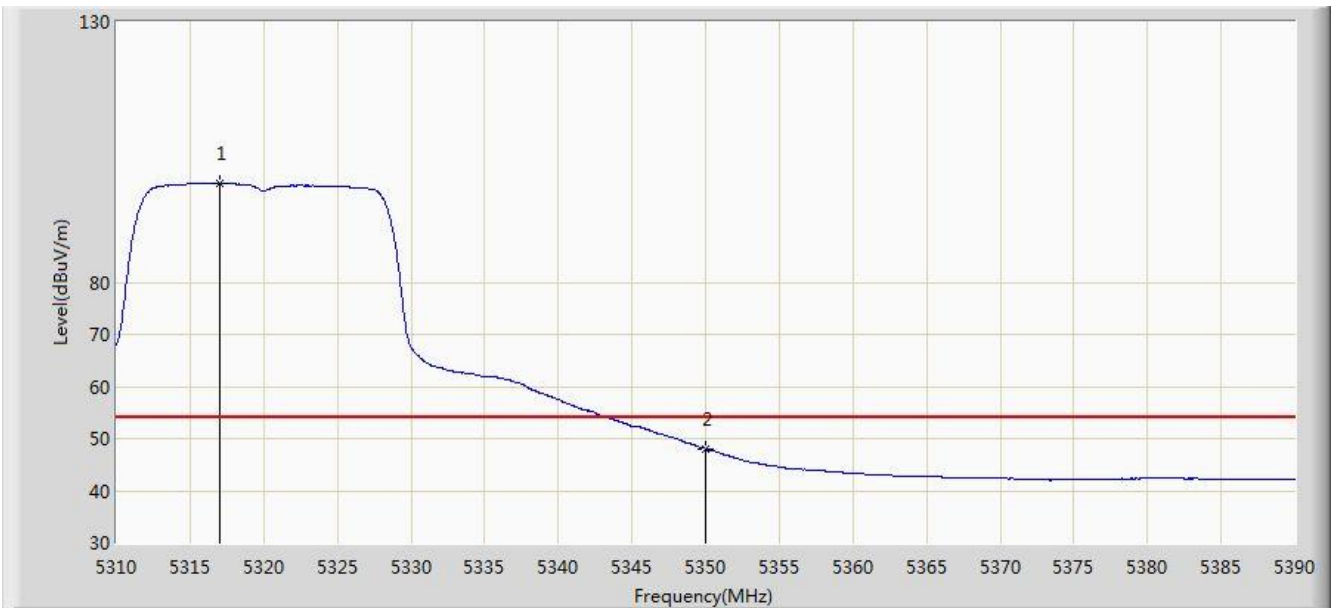


No	Flag	Mark	Frequency (MHz)	Measure Level (dBuV/m)	Reading Level (dBuV)	Over Limit (dB)	Limit (dBuV/m)	Factor (dB)	Type
1		*	5321.920	112.194	108.342	N/A	N/A	3.852	PK
2			5350.000	65.871	61.966	-8.129	74.000	3.904	PK
3			5352.360	66.837	62.928	-7.163	74.000	3.909	PK

Note: Measure Level (dBuV/m) = Reading Level (dBuV) + Factor (dB)

Factor (dB) = Cable Loss (dB) + Antenna Factor (dB) (dB/m) - Pre_Amplifier Gain (dB)

Site: AC1	Time: 2017/07/29 - 05:13
Limit: FCC_Part15.209_RE(3m)	Engineer: Kevin Ker
Probe: BBHA9120D_1GHz_18GHz	Polarity: Vertical
EUT: AC220 Wi-Fi AP OD external antenna US	Power: DC 54V
Test Mode: Transmit by 802.11a at channel 5320MHz Ant 1	

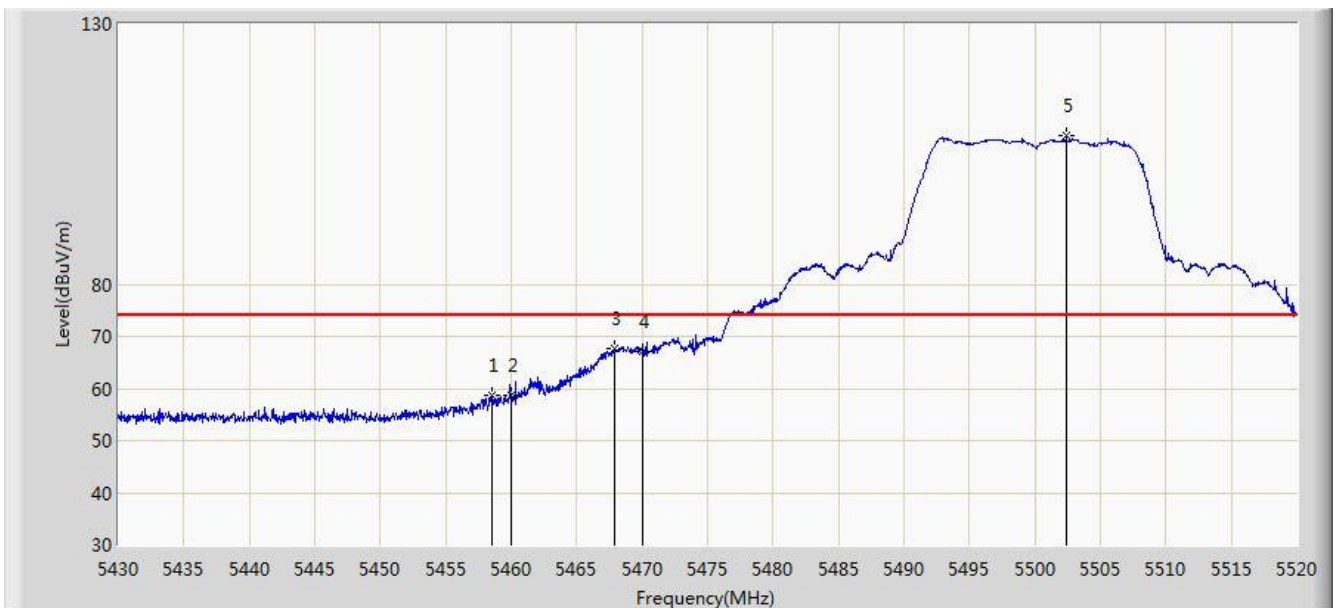


No	Flag	Mark	Frequency (MHz)	Measure Level (dBuV/m)	Reading Level (dBuV)	Over Limit (dB)	Limit (dBuV/m)	Factor (dB)	Type
1		*	5317.040	98.894	95.886	N/A	N/A	3.007	AV
2			5350.000	48.065	44.931	-5.935	54.000	3.133	AV

Note: Measure Level (dBuV/m) = Reading Level (dBuV) + Factor (dB)

Factor (dB) = Cable Loss (dB) + Antenna Factor (dB) (dB/m) - Pre_Amplifier Gain (dB)

Site: AC1	Time: 2017/07/29 - 05:19
Limit: FCC_Part15.209_RE(3m)	Engineer: Kevin Ker
Probe: BBHA9120D_1GHz_18GHz	Polarity: Horizontal
EUT: AC220 Wi-Fi AP OD external antenna US	Power: DC 54V
Test Mode: Transmit by 802.11a at channel 5500MHz Ant 1	

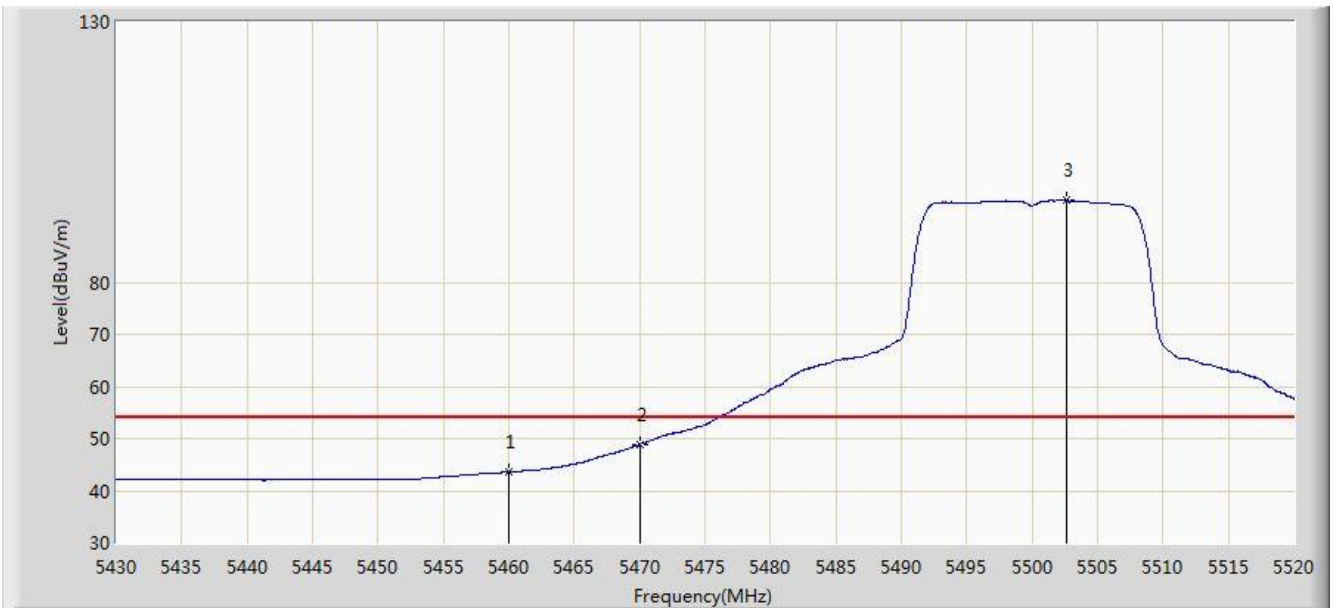


No	Flag	Mark	Frequency (MHz)	Measure Level (dBuV/m)	Reading Level (dBuV)	Over Limit (dB)	Limit (dBuV/m)	Factor (dB)	Type
1			5458.575	58.791	54.614	-15.209	74.000	4.178	PK
2			5460.000	58.741	54.561	-15.259	74.000	4.180	PK
3			5467.935	67.809	63.611	-6.191	74.000	4.198	PK
4			5470.000	67.008	62.806	-6.992	74.000	4.202	PK
5		*	5502.405	108.618	104.339	N/A	N/A	4.278	PK

Note: Measure Level (dBuV/m) = Reading Level (dBuV) + Factor (dB)

Factor (dB) = Cable Loss (dB) + Antenna Factor (dB) (dB/m) - Pre_Amplifier Gain (dB)

Site: AC1	Time: 2017/07/29 - 05:20
Limit: FCC_Part15.209_RE(3m)	Engineer: Kevin Ker
Probe: BBHA9120D_1GHz_18GHz	Polarity: Horizontal
EUT: AC220 Wi-Fi AP OD external antenna US	Power: DC 54V
Test Mode: Transmit by 802.11a at channel 5500MHz Ant 1	

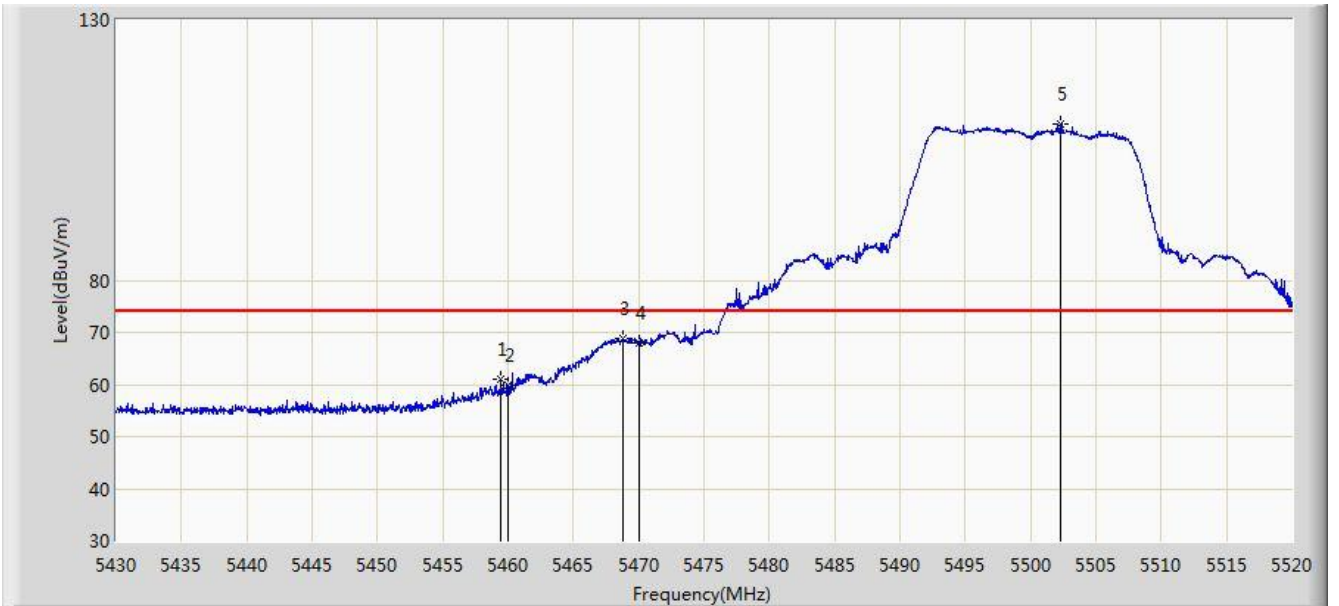


No	Flag	Mark	Frequency (MHz)	Measure Level (dBuV/m)	Reading Level (dBuV)	Over Limit (dB)	Limit (dBuV/m)	Factor (dB)	Type
1			5460.000	43.588	39.408	-10.412	54.000	4.180	AV
2			5470.000	48.892	44.690	-5.108	54.000	4.202	AV
3		*	5502.585	95.730	91.450	N/A	N/A	4.280	AV

Note: Measure Level (dBuV/m) = Reading Level (dBuV) + Factor (dB)

Factor (dB) = Cable Loss (dB) + Antenna Factor (dB) (dB/m) - Pre_Amplifier Gain (dB)

Site: AC1	Time: 2017/07/29 - 05:16
Limit: FCC_Part15.209_RE(3m)	Engineer: Kevin Ker
Probe: BBHA9120D_1GHz_18GHz	Polarity: Vertical
EUT: AC220 Wi-Fi AP OD external antenna US	Power: DC 54V
Test Mode: Transmit by 802.11a at channel 5500MHz Ant 1	

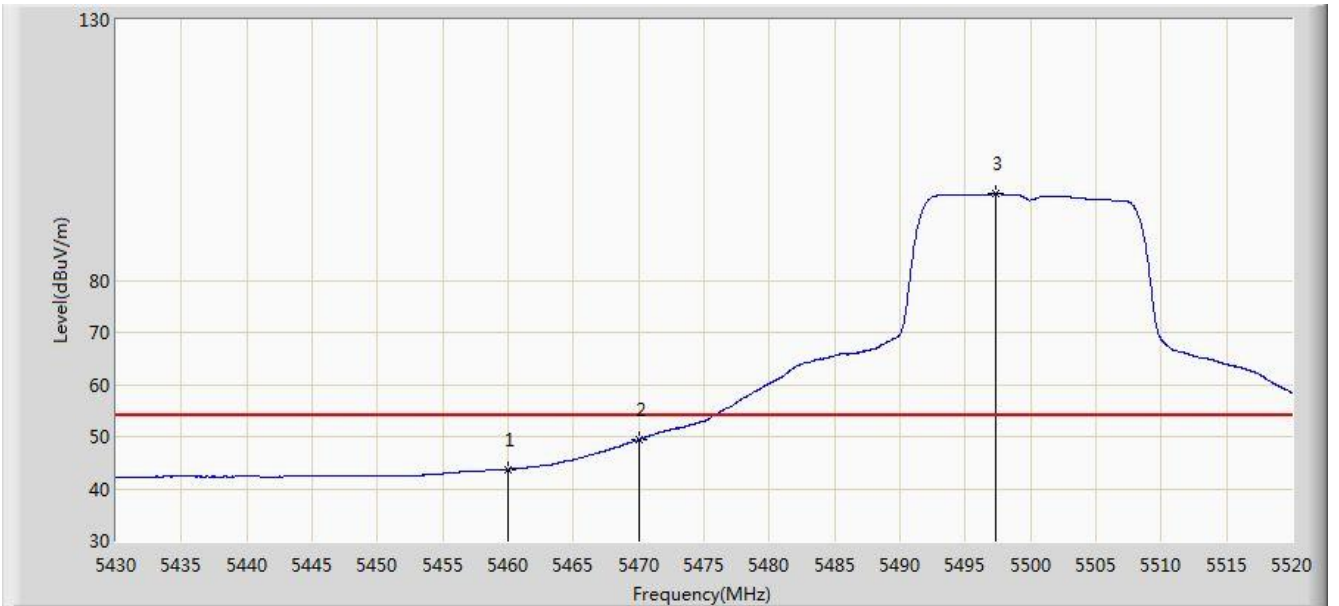


No	Flag	Mark	Frequency (MHz)	Measure Level (dBuV/m)	Reading Level (dBuV)	Over Limit (dB)	Limit (dBuV/m)	Factor (dB)	Type
1			5459.475	61.138	56.959	-12.862	74.000	4.179	PK
2			5460.000	59.761	55.581	-14.239	74.000	4.180	PK
3			5468.790	68.732	64.532	-5.268	74.000	4.200	PK
4			5470.000	67.984	63.782	-6.016	74.000	4.202	PK
5		*	5502.270	110.039	105.760	N/A	N/A	4.278	PK

Note: Measure Level (dBuV/m) = Reading Level (dBuV) + Factor (dB)

Factor (dB) = Cable Loss (dB) + Antenna Factor (dB) (dB/m) - Pre_Amplifier Gain (dB)

Site: AC1	Time: 2017/07/29 - 05:18
Limit: FCC_Part15.209_RE(3m)	Engineer: Kevin Ker
Probe: BBHA9120D_1GHz_18GHz	Polarity: Vertical
EUT: AC220 Wi-Fi AP OD external antenna US	Power: DC 54V
Test Mode: Transmit by 802.11a at channel 5500MHz Ant 1	

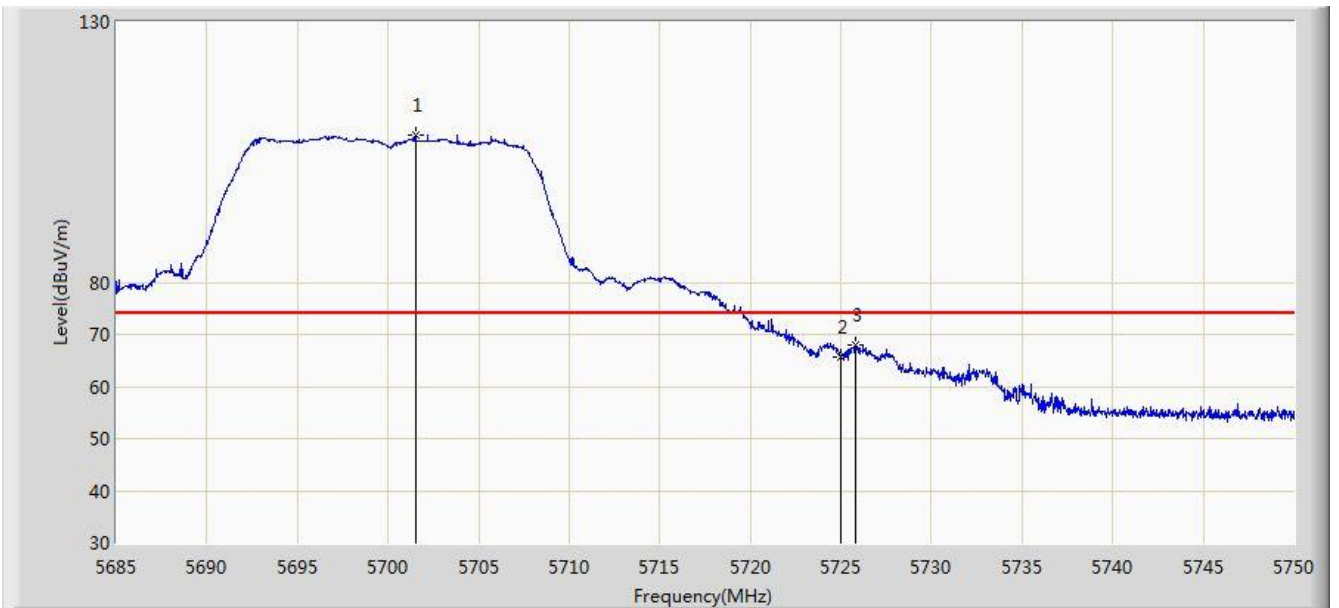


No	Flag	Mark	Frequency (MHz)	Measure Level (dBuV/m)	Reading Level (dBuV)	Over Limit (dB)	Limit (dBuV/m)	Factor (dB)	Type
1			5460.000	43.758	39.578	-10.242	54.000	4.180	AV
2			5470.000	49.373	45.171	-4.627	54.000	4.202	AV
3		*	5497.275	96.526	92.262	N/A	N/A	4.264	AV

Note: Measure Level (dBuV/m) = Reading Level (dBuV) + Factor (dB)

Factor (dB) = Cable Loss (dB) + Antenna Factor (dB) (dB/m) - Pre_Amplifier Gain (dB)

Site: AC1	Time: 2017/07/29 - 05:25
Limit: FCC_Part15.209_RE(3m)	Engineer: Kevin Ker
Probe: BBHA9120D_1GHz_18GHz	Polarity: Horizontal
EUT: AC220 Wi-Fi AP OD external antenna US	Power: DC 54V
Test Mode: Transmit by 802.11a at channel 5700MHz Ant 1	

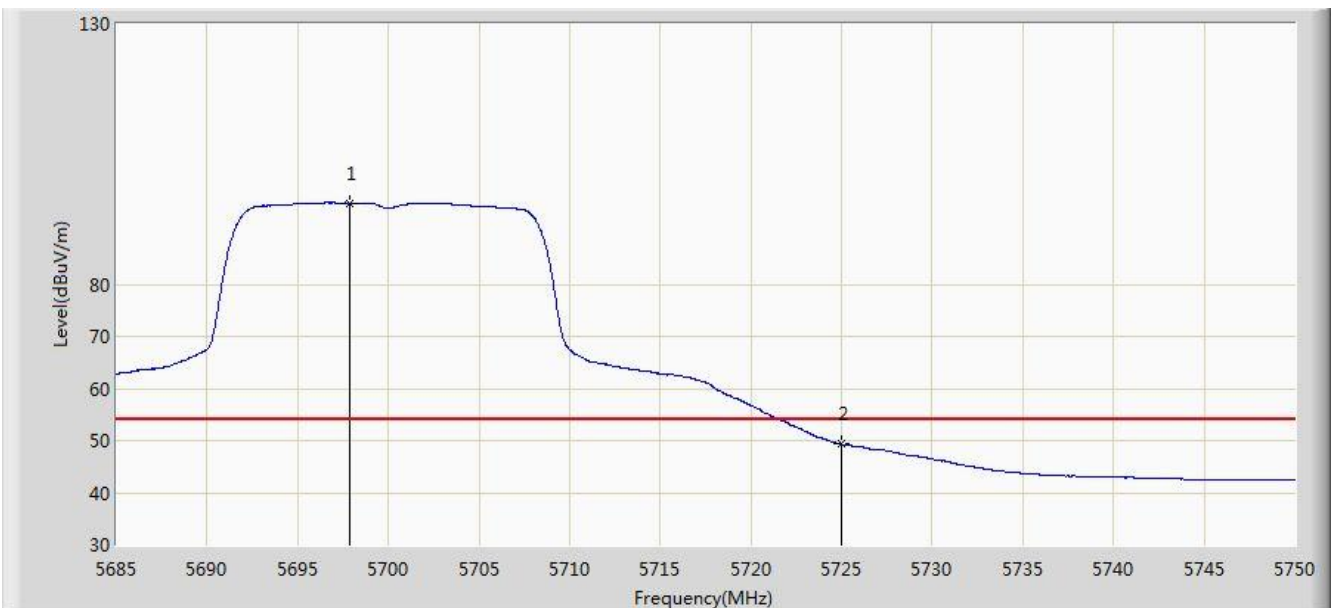


No	Flag	Mark	Frequency (MHz)	Measure Level (dBuV/m)	Reading Level (dBuV)	Over Limit (dB)	Limit (dBuV/m)	Factor (dB)	Type
1		*	5701.510	108.366	103.480	N/A	N/A	4.886	PK
2			5725.000	65.678	60.649	-8.322	74.000	5.029	PK
3			5725.820	68.000	62.966	-6.000	74.000	5.034	PK

Note: Measure Level (dBuV/m) = Reading Level (dBuV) + Factor (dB)

Factor (dB) = Cable Loss (dB) + Antenna Factor (dB) (dB/m) - Pre_Amplifier Gain (dB)

Site: AC1	Time: 2017/07/29 - 05:25
Limit: FCC_Part15.209_RE(3m)	Engineer: Kevin Ker
Probe: BBHA9120D_1GHz_18GHz	Polarity: Horizontal
EUT: AC220 Wi-Fi AP OD external antenna US	Power: DC 54V
Test Mode: Transmit by 802.11a at channel 5700MHz Ant 1	

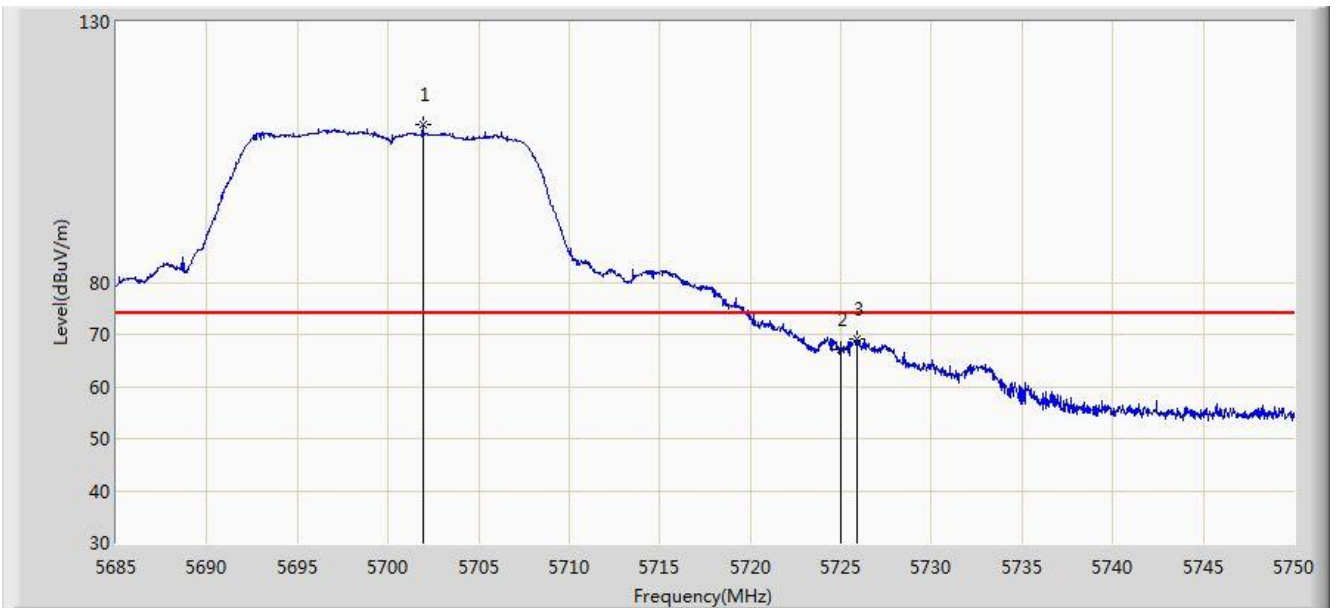


No	Flag	Mark	Frequency (MHz)	Measure Level (dBuV/m)	Reading Level (dBuV)	Over Limit (dB)	Limit (dBuV/m)	Factor (dB)	Type
1		*	5697.902	95.616	90.749	N/A	N/A	4.867	AV
2			5725.000	49.289	44.260	-4.711	54.000	5.029	AV

Note: Measure Level (dBuV/m) = Reading Level (dBuV) + Factor (dB)

Factor (dB) = Cable Loss (dB) + Antenna Factor (dB) (dB/m) - Pre_Amplifier Gain (dB)

Site: AC1	Time: 2017/07/29 - 05:24
Limit: FCC_Part15.209_RE(3m)	Engineer: Kevin Ker
Probe: BBHA9120D_1GHz_18GHz	Polarity: Vertical
EUT: AC220 Wi-Fi AP OD external antenna US	Power: DC 54V
Test Mode: Transmit by 802.11a at channel 5700MHz Ant 1	

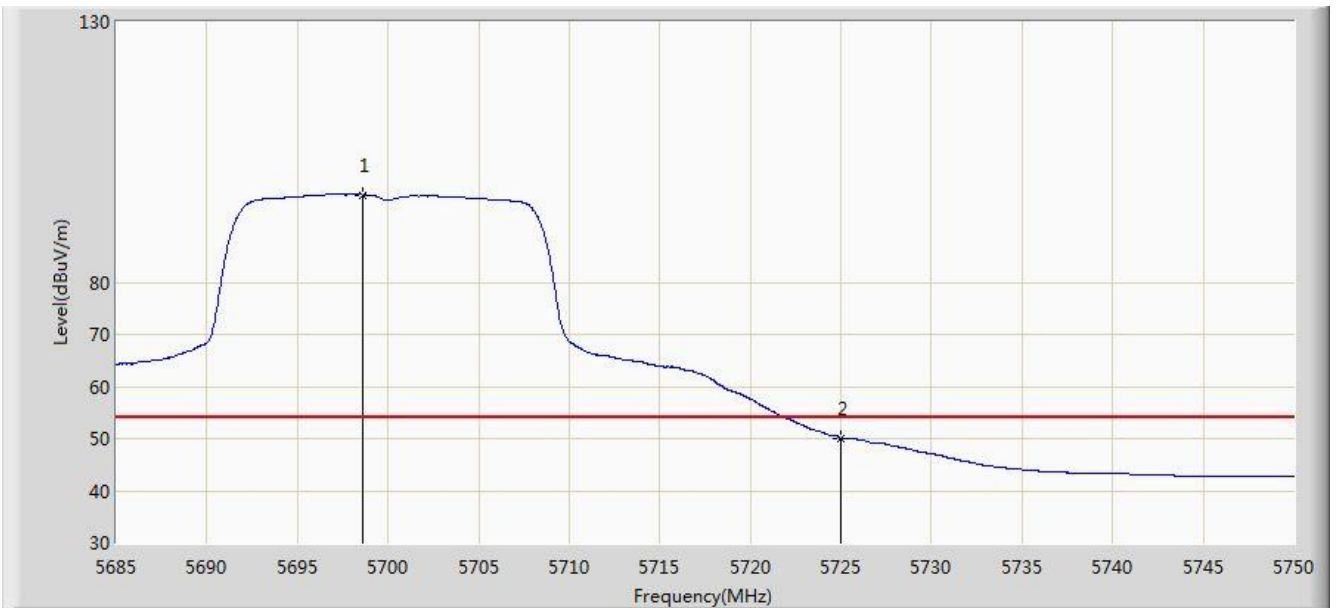


No	Flag	Mark	Frequency (MHz)	Measure Level (dBuV/m)	Reading Level (dBuV)	Over Limit (dB)	Limit (dBuV/m)	Factor (dB)	Type
1		*	5701.933	110.312	105.423	N/A	N/A	4.888	PK
2			5725.000	67.055	62.026	-6.945	74.000	5.029	PK
3			5725.917	69.258	64.223	-4.742	74.000	5.036	PK

Note: Measure Level (dBuV/m) = Reading Level (dBuV) + Factor (dB)

Factor (dB) = Cable Loss (dB) + Antenna Factor (dB) (dB/m) - Pre_Amplifier Gain (dB)

Site: AC1	Time: 2017/07/29 - 05:22
Limit: FCC_Part15.209_RE(3m)	Engineer: Kevin Ker
Probe: BBHA9120D_1GHz_18GHz	Polarity: Vertical
EUT: AC220 Wi-Fi AP OD external antenna US	Power: DC 54V
Test Mode: Transmit by 802.11a at channel 5700MHz Ant 1	

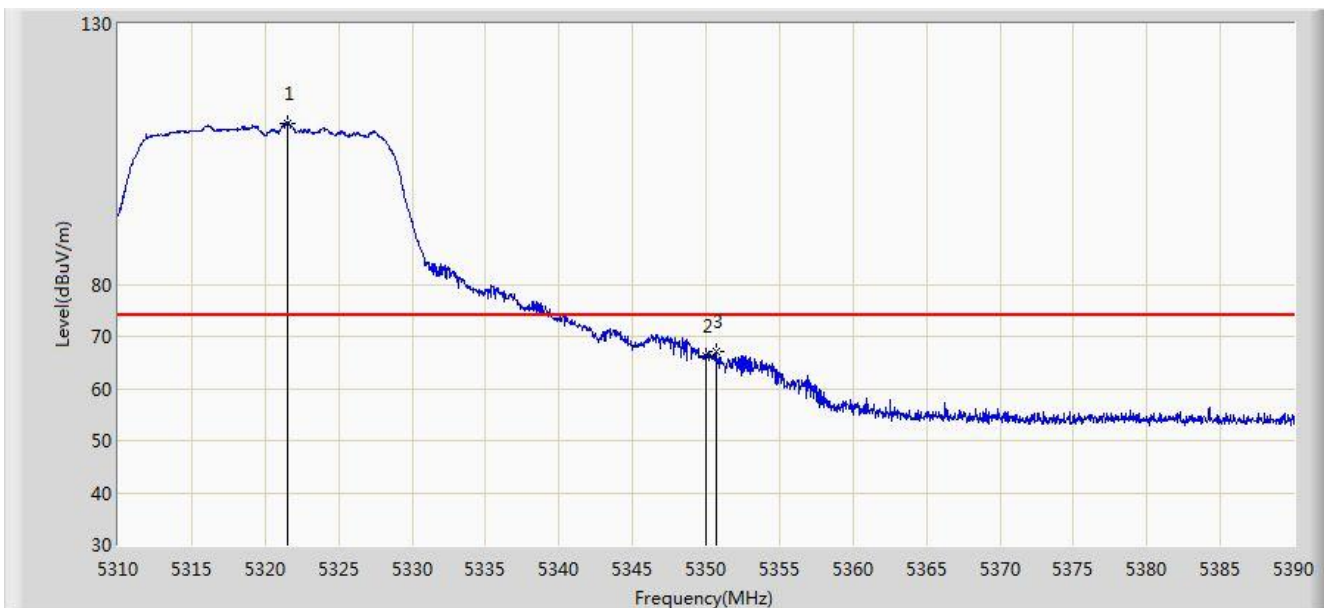


No	Flag	Mark	Frequency (MHz)	Measure Level (dBuV/m)	Reading Level (dBuV)	Over Limit (dB)	Limit (dBuV/m)	Factor (dB)	Type
1		*	5698.618	96.792	91.921	N/A	N/A	4.871	AV
2			5725.000	50.122	45.093	-3.878	54.000	5.029	AV

Note: Measure Level (dBuV/m) = Reading Level (dBuV) + Factor (dB)

Factor (dB) = Cable Loss (dB) + Antenna Factor (dB) (dB/m) - Pre_Amplifier Gain (dB)

Site: AC1	Time: 2017/07/29 - 06:36
Limit: FCC_Part15.209_RE(3m)	Engineer: Kevin Ker
Probe: BBHA9120D_1GHz_18GHz	Polarity: Horizontal
EUT: AC220 Wi-Fi AP OD external antenna US	Power: DC 54V
Test Mode: Transmit by 802.11n-HT20 at channel 5320MHz Ant 1	

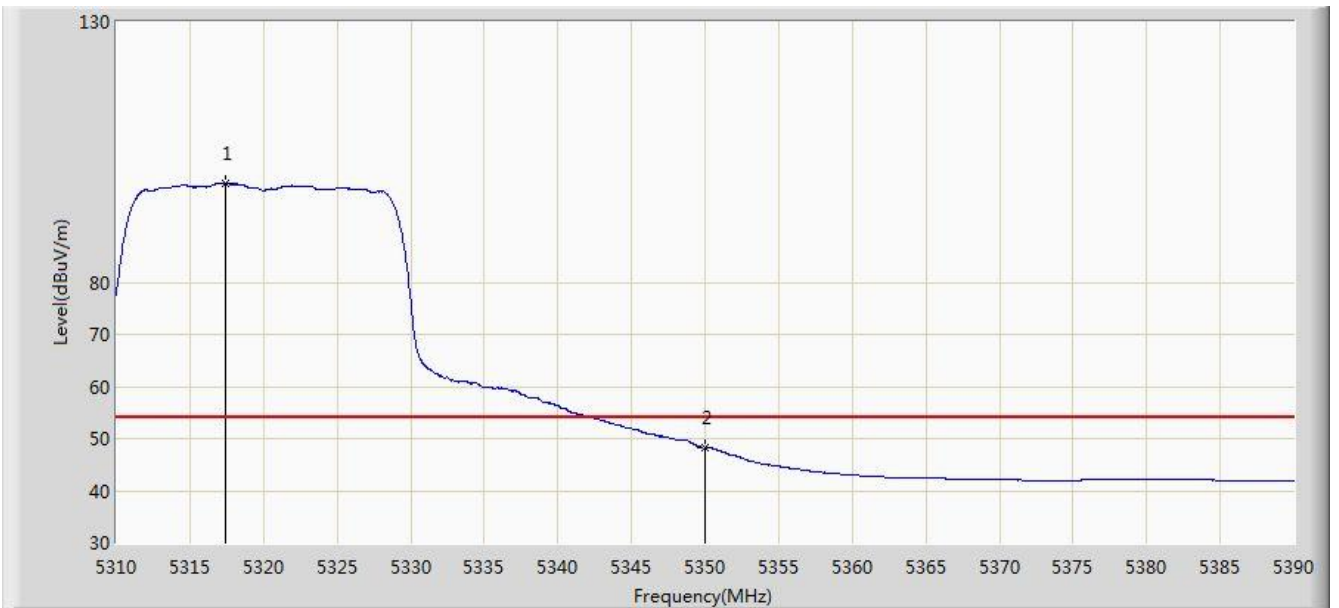


No	Flag	Mark	Frequency (MHz)	Measure Level (dBuV/m)	Reading Level (dBuV)	Over Limit (dB)	Limit (dBuV/m)	Factor (dB)	Type
1		*	5321.520	110.995	107.144	N/A	N/A	3.851	PK
2			5350.000	66.271	62.366	-7.729	74.000	3.904	PK
3			5350.680	67.090	63.184	-6.910	74.000	3.906	PK

Note: Measure Level (dBuV/m) = Reading Level (dBuV) + Factor (dB)

Factor (dB) = Cable Loss (dB) + Antenna Factor (dB) (dB/m) - Pre_Amplifier Gain (dB)

Site: AC1	Time: 2017/07/29 - 06:37
Limit: FCC_Part15.209_RE(3m)	Engineer: Kevin Ker
Probe: BBHA9120D_1GHz_18GHz	Polarity: Horizontal
EUT: AC220 Wi-Fi AP OD external antenna US	Power: DC 54V
Test Mode: Transmit by 802.11n-HT20 at channel 5320MHz Ant 1	

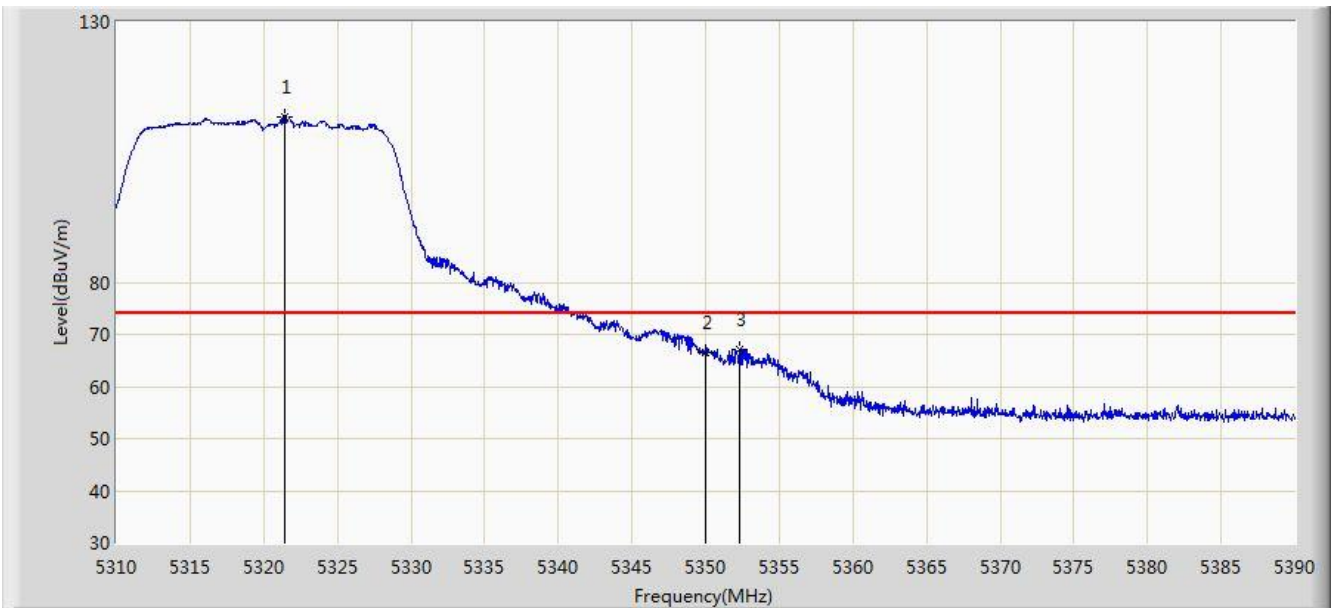


No	Flag	Mark	Frequency (MHz)	Measure Level (dBuV/m)	Reading Level (dBuV)	Over Limit (dB)	Limit (dBuV/m)	Factor (dB)	Type
1		*	5317.440	98.938	95.094	N/A	N/A	3.844	AV
2			5350.000	48.397	44.492	-5.603	54.000	3.904	AV

Note: Measure Level (dBuV/m) = Reading Level (dBuV) + Factor (dB)

Factor (dB) = Cable Loss (dB) + Antenna Factor (dB) (dB/m) - Pre_Amplifier Gain (dB)

Site: AC1	Time: 2017/07/29 - 06:36
Limit: FCC_Part15.209_RE(3m)	Engineer: Kevin Ker
Probe: BBHA9120D_1GHz_18GHz	Polarity: Vertical
EUT: AC220 Wi-Fi AP OD external antenna US	Power: DC 54V
Test Mode: Transmit by 802.11n-HT20 at channel 5320MHz Ant 1	

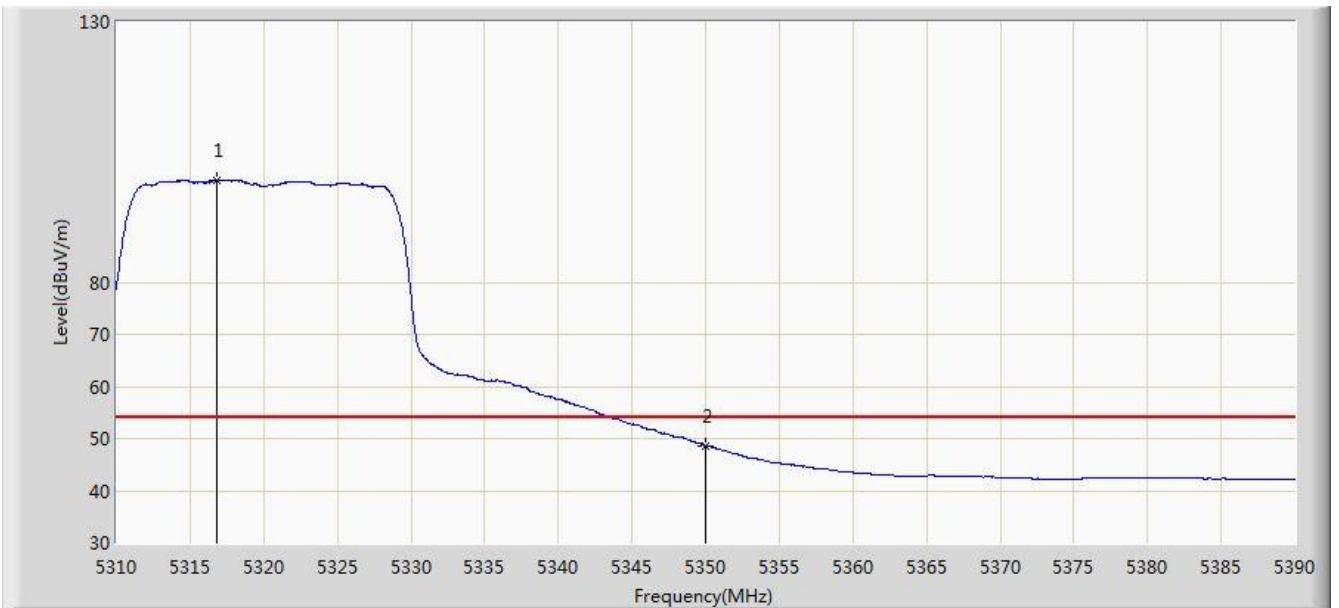


No	Flag	Mark	Frequency (MHz)	Measure Level (dBuV/m)	Reading Level (dBuV)	Over Limit (dB)	Limit (dBuV/m)	Factor (dB)	Type
1		*	5321.400	111.853	108.002	N/A	N/A	3.851	PK
2			5350.000	66.631	62.726	-7.369	74.000	3.904	PK
3			5352.320	67.214	63.305	-6.786	74.000	3.909	PK

Note: Measure Level (dBuV/m) = Reading Level (dBuV) + Factor (dB)

Factor (dB) = Cable Loss (dB) + Antenna Factor (dB) (dB/m) - Pre_Amplifier Gain (dB)

Site: AC1	Time: 2017/07/29 - 06:35
Limit: FCC_Part15.209_RE(3m)	Engineer: Kevin Ker
Probe: BBHA9120D_1GHz_18GHz	Polarity: Vertical
EUT: AC220 Wi-Fi AP OD external antenna US	Power: DC 54V
Test Mode: Transmit by 802.11n-HT20 at channel 5320MHz Ant 1	

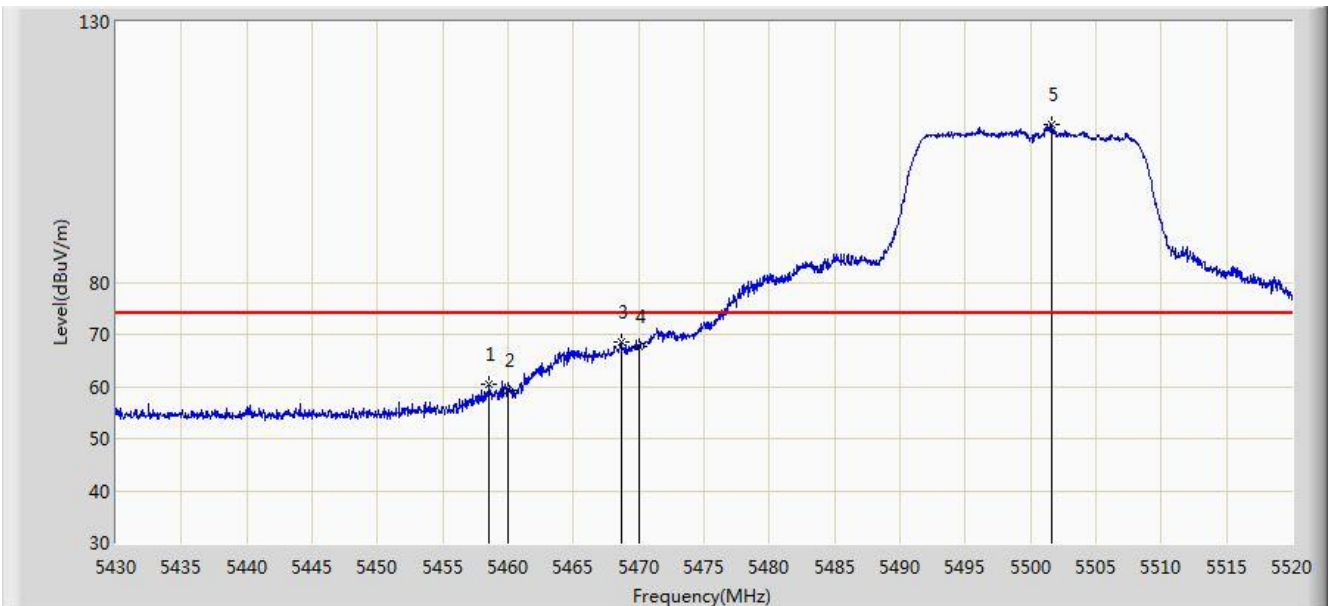


No	Flag	Mark	Frequency (MHz)	Measure Level (dBuV/m)	Reading Level (dBuV)	Over Limit (dB)	Limit (dBuV/m)	Factor (dB)	Type
1		*	5316.800	99.532	95.690	N/A	N/A	3.843	AV
2			5350.000	48.639	44.734	-5.361	54.000	3.904	AV

Note: Measure Level (dBuV/m) = Reading Level (dBuV) + Factor (dB)

Factor (dB) = Cable Loss (dB) + Antenna Factor (dB) (dB/m) - Pre_Amplifier Gain (dB)

Site: AC1	Time: 2017/07/29 - 06:41
Limit: FCC_Part15.209_RE(3m)	Engineer: Kevin Ker
Probe: BBHA9120D_1GHz_18GHz	Polarity: Horizontal
EUT: AC220 Wi-Fi AP OD external antenna US	Power: DC 54V
Test Mode: Transmit by 802.11n-HT20 at channel 5500MHz Ant 1	

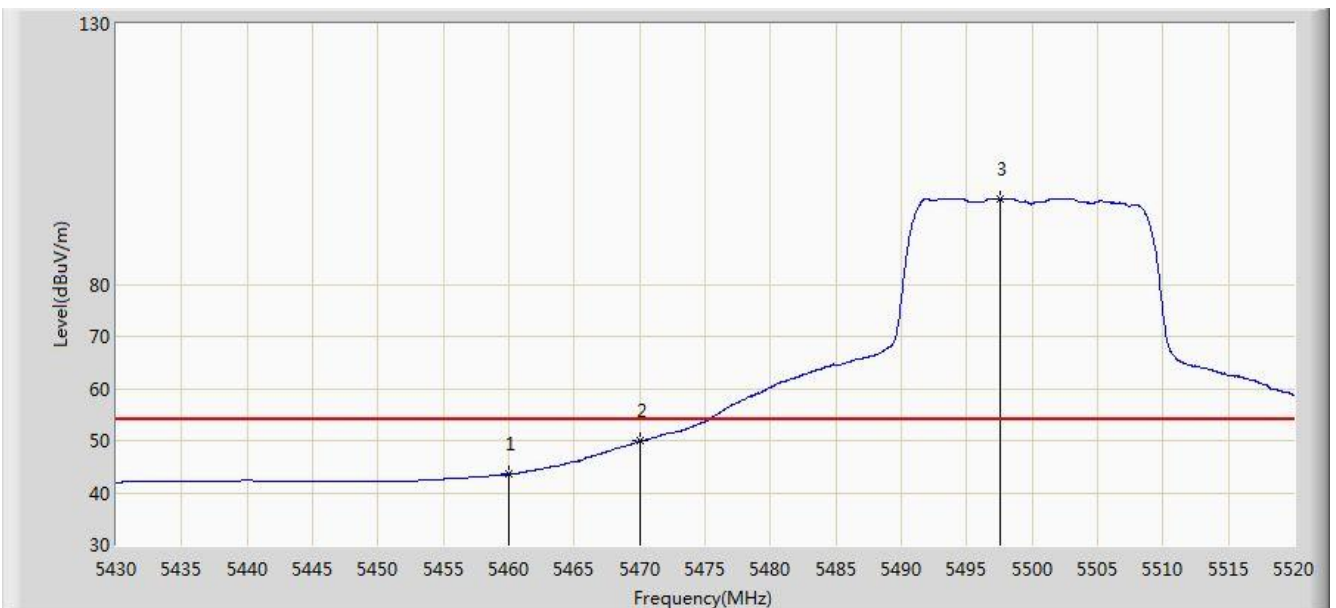


No	Flag	Mark	Frequency (MHz)	Measure Level (dBuV/m)	Reading Level (dBuV)	Over Limit (dB)	Limit (dBuV/m)	Factor (dB)	Type
1			5458.530	60.364	56.187	-13.636	74.000	4.178	PK
2			5460.000	59.137	54.957	-14.863	74.000	4.180	PK
3			5468.655	68.445	64.246	-5.555	74.000	4.199	PK
4			5470.000	67.658	63.456	-6.342	74.000	4.202	PK
5		*	5501.595	110.224	105.947	N/A	N/A	4.277	PK

Note: Measure Level (dBuV/m) = Reading Level (dBuV) + Factor (dB)

Factor (dB) = Cable Loss (dB) + Antenna Factor (dB) (dB/m) - Pre_Amplifier Gain (dB)

Site: AC1	Time: 2017/07/29 - 06:42
Limit: FCC_Part15.209_RE(3m)	Engineer: Kevin Ker
Probe: BBHA9120D_1GHz_18GHz	Polarity: Horizontal
EUT: AC220 Wi-Fi AP OD external antenna US	Power: DC 54V
Test Mode: Transmit by 802.11n-HT20 at channel 5500MHz Ant 1	

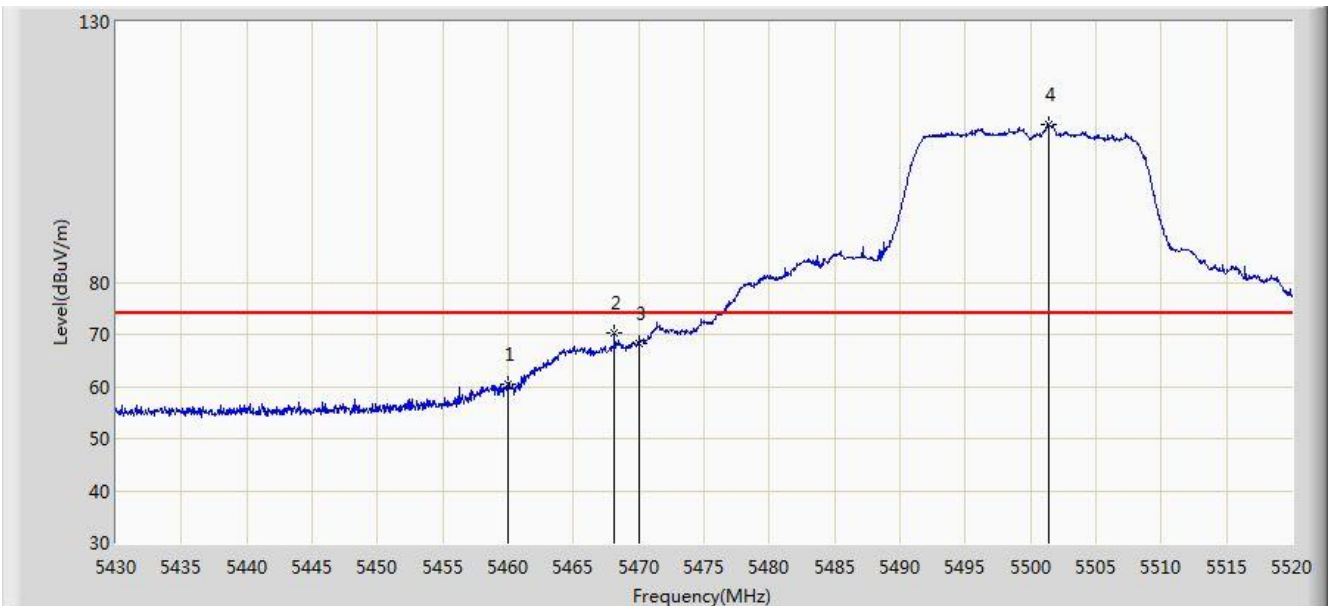


No	Flag	Mark	Frequency (MHz)	Measure Level (dBuV/m)	Reading Level (dBuV)	Over Limit (dB)	Limit (dBuV/m)	Factor (dB)	Type
1			5460.000	43.578	39.398	-10.422	54.000	4.180	AV
2			5470.000	49.929	45.727	-4.071	54.000	4.202	AV
3		*	5497.545	96.427	92.162	N/A	N/A	4.265	AV

Note: Measure Level (dBuV/m) = Reading Level (dBuV) + Factor (dB)

Factor (dB) = Cable Loss (dB) + Antenna Factor (dB) (dB/m) - Pre_Amplifier Gain (dB)

Site: AC1	Time: 2017/07/29 - 06:38
Limit: FCC_Part15.209_RE(3m)	Engineer: Kevin Ker
Probe: BBHA9120D_1GHz_18GHz	Polarity: Vertical
EUT: AC220 Wi-Fi AP OD external antenna US	Power: DC 54V
Test Mode: Transmit by 802.11n-HT20 at channel 5500MHz Ant 1	

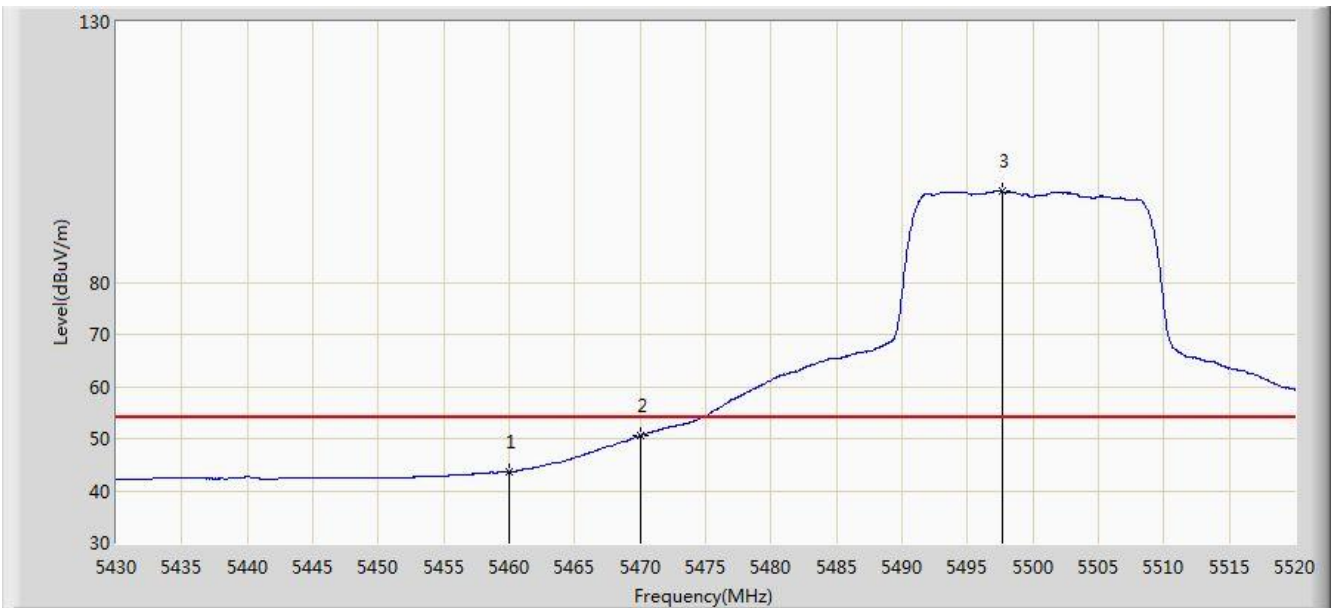


No	Flag	Mark	Frequency (MHz)	Measure Level (dBuV/m)	Reading Level (dBuV)	Over Limit (dB)	Limit (dBuV/m)	Factor (dB)	Type
1			5460.000	60.333	56.153	-13.667	74.000	4.180	PK
2			5468.160	70.319	66.121	-3.681	74.000	4.198	PK
3			5470.000	68.126	63.924	-5.874	74.000	4.202	PK
4		*	5501.415	110.303	106.027	N/A	N/A	4.276	PK

Note: Measure Level (dBuV/m) = Reading Level (dBuV) + Factor (dB)

Factor (dB) = Cable Loss (dB) + Antenna Factor (dB) (dB/m) - Pre_Amplifier Gain (dB)

Site: AC1	Time: 2017/07/29 - 06:41
Limit: FCC_Part15.209_RE(3m)	Engineer: Kevin Ker
Probe: BBHA9120D_1GHz_18GHz	Polarity: Vertical
EUT: AC220 Wi-Fi AP OD external antenna US	Power: DC 54V
Test Mode: Transmit by 802.11n-HT20 at channel 5500MHz Ant 1	

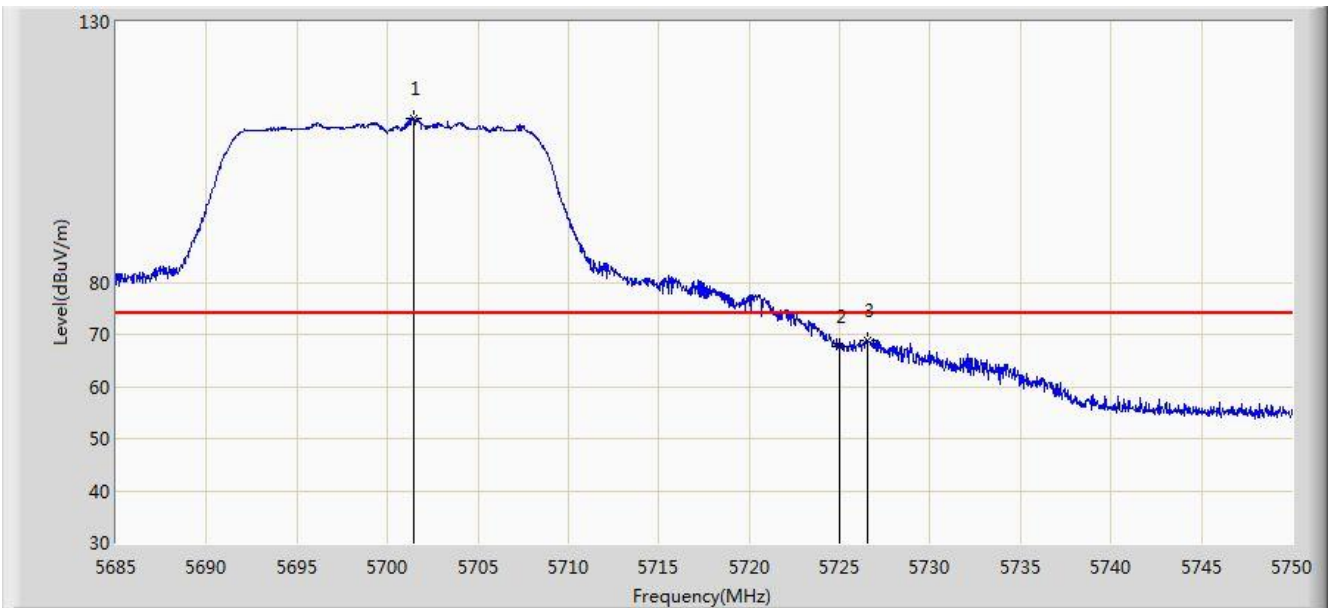


No	Flag	Mark	Frequency (MHz)	Measure Level (dBuV/m)	Reading Level (dBuV)	Over Limit (dB)	Limit (dBuV/m)	Factor (dB)	Type
1			5460.000	43.676	39.496	-10.324	54.000	4.180	AV
2			5470.000	50.561	46.359	-3.439	54.000	4.202	AV
3		*	5497.680	97.422	93.157	N/A	N/A	4.265	AV

Note: Measure Level (dBuV/m) = Reading Level (dBuV) + Factor (dB)

Factor (dB) = Cable Loss (dB) + Antenna Factor (dB) (dB/m) - Pre_Amplifier Gain (dB)

Site: AC1	Time: 2017/07/29 - 06:49
Limit: FCC_Part15.209_RE(3m)	Engineer: Kevin Ker
Probe: BBHA9120D_1GHz_18GHz	Polarity: Horizontal
EUT: AC220 Wi-Fi AP OD external antenna US	Power: DC 54V
Test Mode: Transmit by 802.11n-HT20 at channel 5700MHz Ant 1	

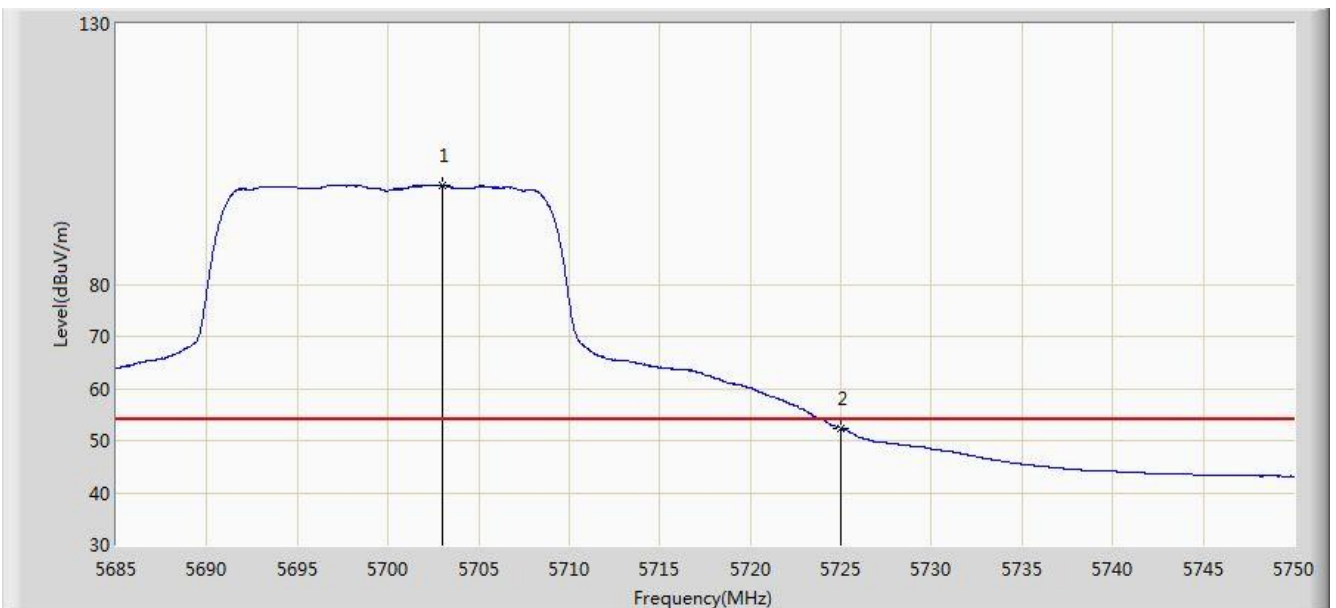


No	Flag	Mark	Frequency (MHz)	Measure Level (dBuV/m)	Reading Level (dBuV)	Over Limit (dB)	Limit (dBuV/m)	Factor (dB)	Type
1		*	5701.413	111.562	106.676	N/A	N/A	4.886	PK
2			5725.000	67.758	62.729	-6.242	74.000	5.029	PK
3			5726.502	68.977	63.938	-5.023	74.000	5.039	PK

Note: Measure Level (dBuV/m) = Reading Level (dBuV) + Factor (dB)

Factor (dB) = Cable Loss (dB) + Antenna Factor (dB) (dB/m) - Pre_Amplifier Gain (dB)

Site: AC1	Time: 2017/07/29 - 06:48
Limit: FCC_Part15.209_RE(3m)	Engineer: Kevin Ker
Probe: BBHA9120D_1GHz_18GHz	Polarity: Horizontal
EUT: AC220 Wi-Fi AP OD external antenna US	Power: DC 54V
Test Mode: Transmit by 802.11n-HT20 at channel 5700MHz Ant 1	

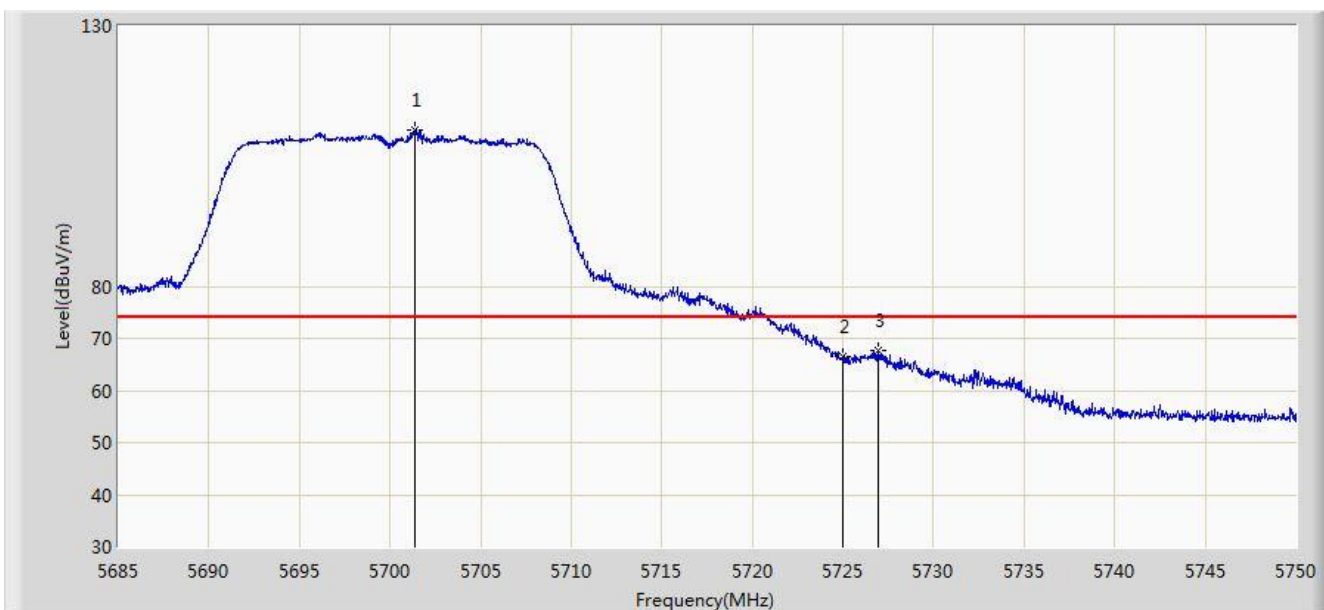


No	Flag	Mark	Frequency (MHz)	Measure Level (dBuV/m)	Reading Level (dBuV)	Over Limit (dB)	Limit (dBuV/m)	Factor (dB)	Type
1		*	5702.973	99.030	94.136	N/A	N/A	4.893	AV
2			5725.000	52.408	47.379	-1.592	54.000	5.029	AV

Note: Measure Level (dBuV/m) = Reading Level (dBuV) + Factor (dB)

Factor (dB) = Cable Loss (dB) + Antenna Factor (dB) (dB/m) - Pre_Amplifier Gain (dB)

Site: AC1	Time: 2017/07/29 - 06:49
Limit: FCC_Part15.209_RE(3m)	Engineer: Kevin Ker
Probe: BBHA9120D_1GHz_18GHz	Polarity: Vertical
EUT: AC220 Wi-Fi AP OD external antenna US	Power: DC 54V
Test Mode: Transmit by 802.11n-HT20 at channel 5700MHz Ant 1	

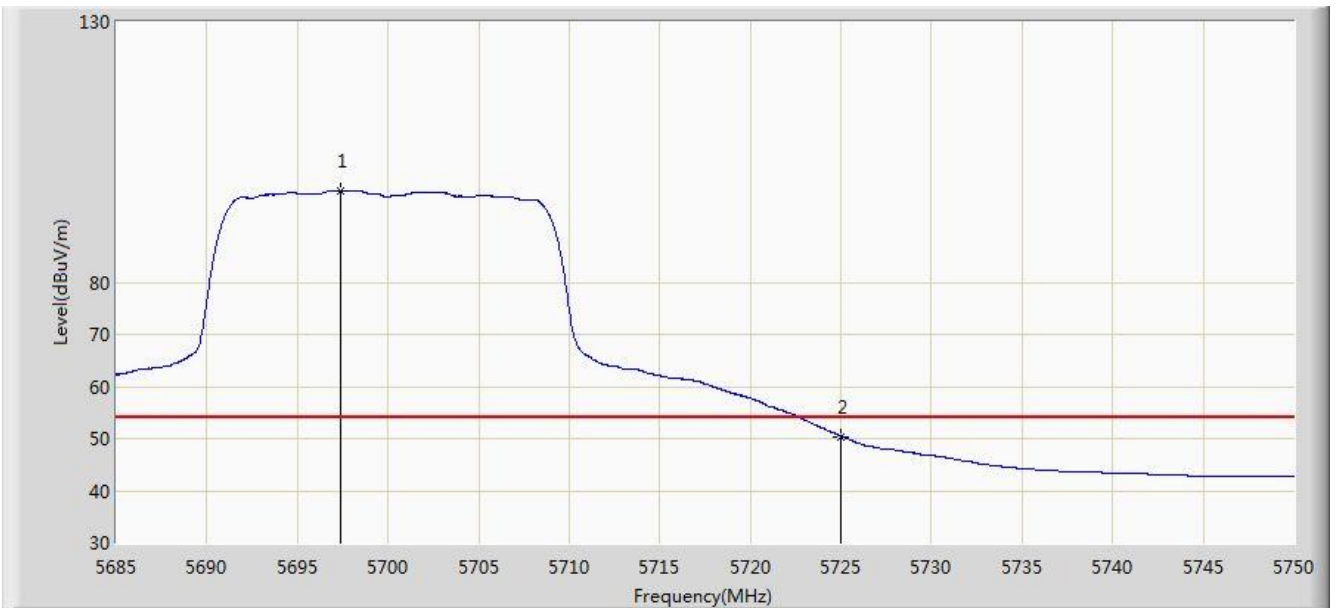


No	Flag	Mark	Frequency (MHz)	Measure Level (dBuV/m)	Reading Level (dBuV)	Over Limit (dB)	Limit (dBuV/m)	Factor (dB)	Type
1		*	5701.380	110.021	105.135	N/A	N/A	4.886	PK
2			5725.000	66.396	61.367	-7.604	74.000	5.029	PK
3			5726.925	67.769	62.728	-6.231	74.000	5.040	PK

Note: Measure Level (dBuV/m) = Reading Level (dBuV) + Factor (dB)

Factor (dB) = Cable Loss (dB) + Antenna Factor (dB) (dB/m) - Pre_Amplifier Gain (dB)

Site: AC1	Time: 2017/07/29 - 06:50
Limit: FCC_Part15.209_RE(3m)	Engineer: Kevin Ker
Probe: BBHA9120D_1GHz_18GHz	Polarity: Vertical
EUT: AC220 Wi-Fi AP OD external antenna US	Power: DC 54V
Test Mode: Transmit by 802.11n-HT20 at channel 5700MHz Ant 1	

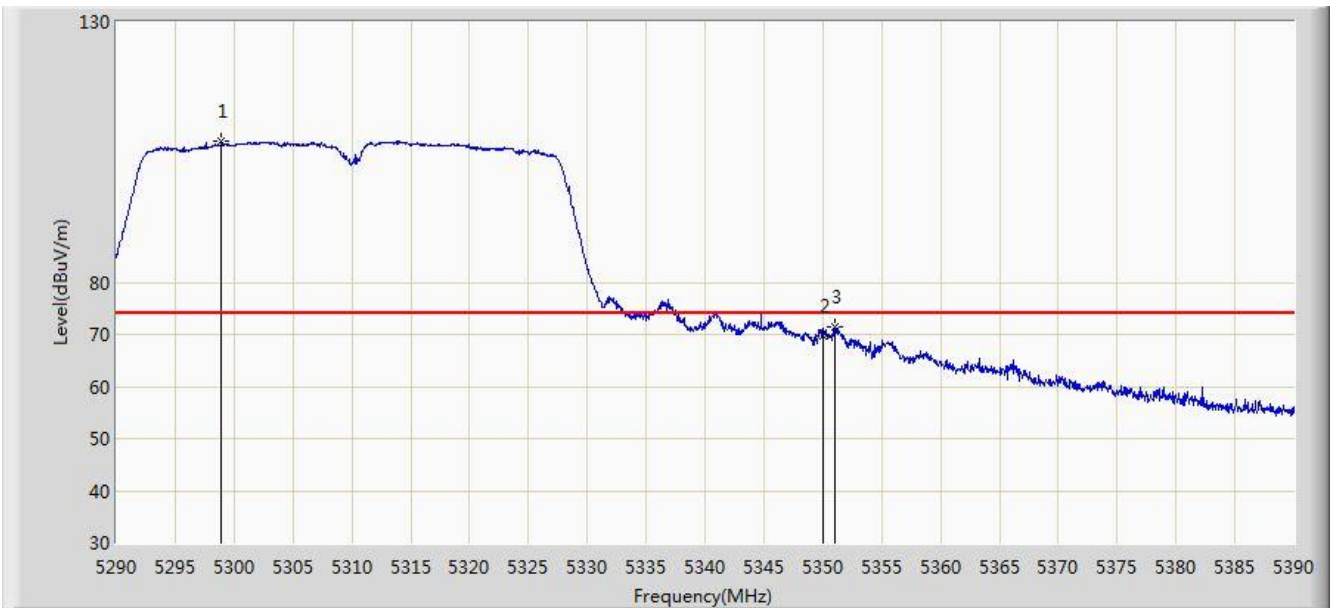


No	Flag	Mark	Frequency (MHz)	Measure Level (dBuV/m)	Reading Level (dBuV)	Over Limit (dB)	Limit (dBuV/m)	Factor (dB)	Type
1		*	5697.415	97.655	92.790	N/A	N/A	4.865	AV
2			5725.000	50.410	45.381	-3.590	54.000	5.029	AV

Note: Measure Level (dBuV/m) = Reading Level (dBuV) + Factor (dB)

Factor (dB) = Cable Loss (dB) + Antenna Factor (dB) (dB/m) - Pre_Amplifier Gain (dB)

Site: AC1	Time: 2017/07/29 - 07:09
Limit: FCC_Part15.209_RE(3m)	Engineer: Kevin Ker
Probe: BBHA9120D_1GHz_18GHz	Polarity: Horizontal
EUT: AC220 Wi-Fi AP OD external antenna US	Power: DC 54V
Test Mode: Transmit by 802.11n-HT40 at channel 5310MHz Ant 1	

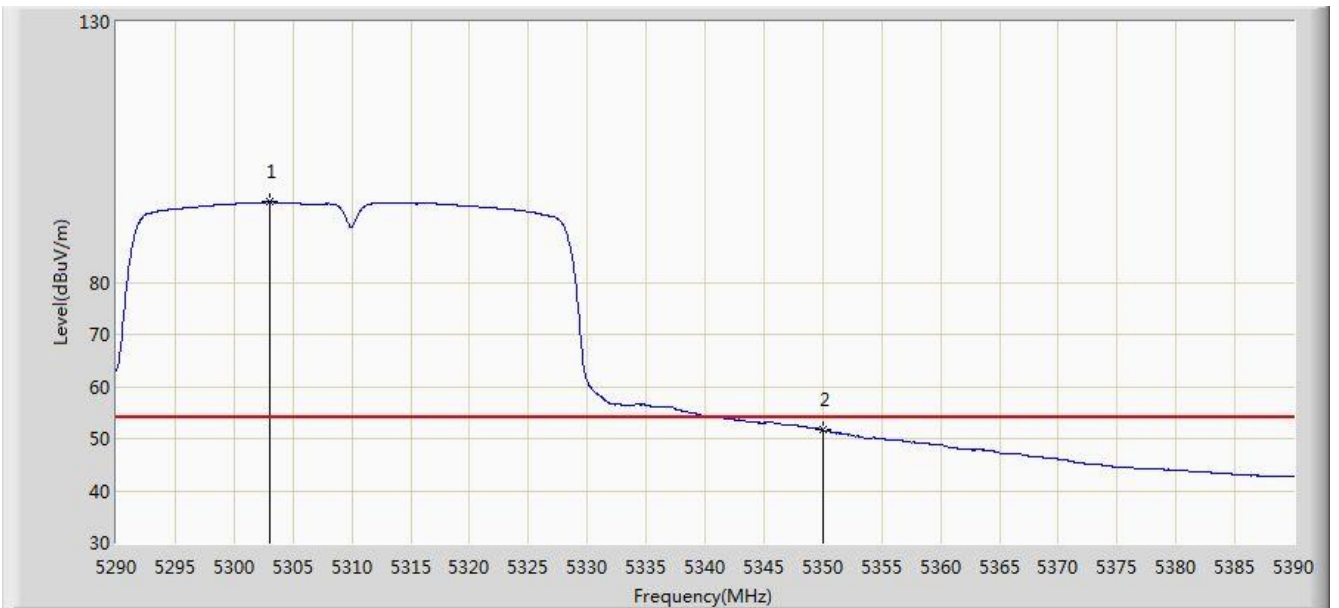


No	Flag	Mark	Frequency (MHz)	Measure Level (dBuV/m)	Reading Level (dBuV)	Over Limit (dB)	Limit (dBuV/m)	Factor (dB)	Type
1		*	5298.950	107.049	103.235	N/A	N/A	3.814	PK
2			5350.000	69.577	65.672	-4.423	74.000	3.904	PK
3			5351.000	71.419	67.512	-2.581	74.000	3.906	PK

Note: Measure Level (dBuV/m) = Reading Level (dBuV) + Factor (dB)

Factor (dB) = Cable Loss (dB) + Antenna Factor (dB) (dB/m) - Pre_Amplifier Gain (dB)

Site: AC1	Time: 2017/07/29 - 07:10
Limit: FCC_Part15.209_RE(3m)	Engineer: Kevin Ker
Probe: BBHA9120D_1GHz_18GHz	Polarity: Horizontal
EUT: AC220 Wi-Fi AP OD external antenna US	Power: DC 54V
Test Mode: Transmit by 802.11n-HT40 at channel 5310MHz Ant 1	

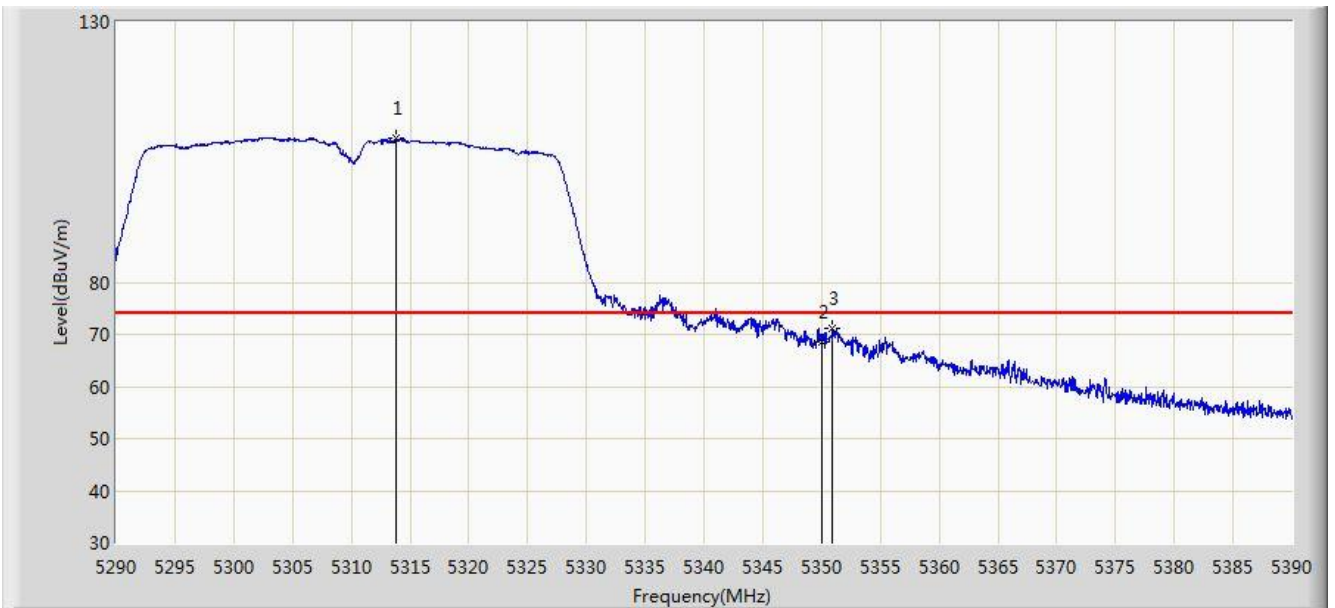


No	Flag	Mark	Frequency (MHz)	Measure Level (dBuV/m)	Reading Level (dBuV)	Over Limit (dB)	Limit (dBuV/m)	Factor (dB)	Type
1		*	5303.050	95.387	91.570	N/A	N/A	3.817	AV
2			5350.000	51.651	47.746	-2.349	54.000	3.904	AV

Note: Measure Level (dBuV/m) = Reading Level (dBuV) + Factor (dB)

Factor (dB) = Cable Loss (dB) + Antenna Factor (dB) (dB/m) - Pre_Amplifier Gain (dB)

Site: AC1	Time: 2017/07/29 - 07:09
Limit: FCC_Part15.209_RE(3m)	Engineer: Kevin Ker
Probe: BBHA9120D_1GHz_18GHz	Polarity: Vertical
EUT: AC220 Wi-Fi AP OD external antenna US	Power: DC 54V
Test Mode: Transmit by 802.11n-HT40 at channel 5310MHz Ant 1	

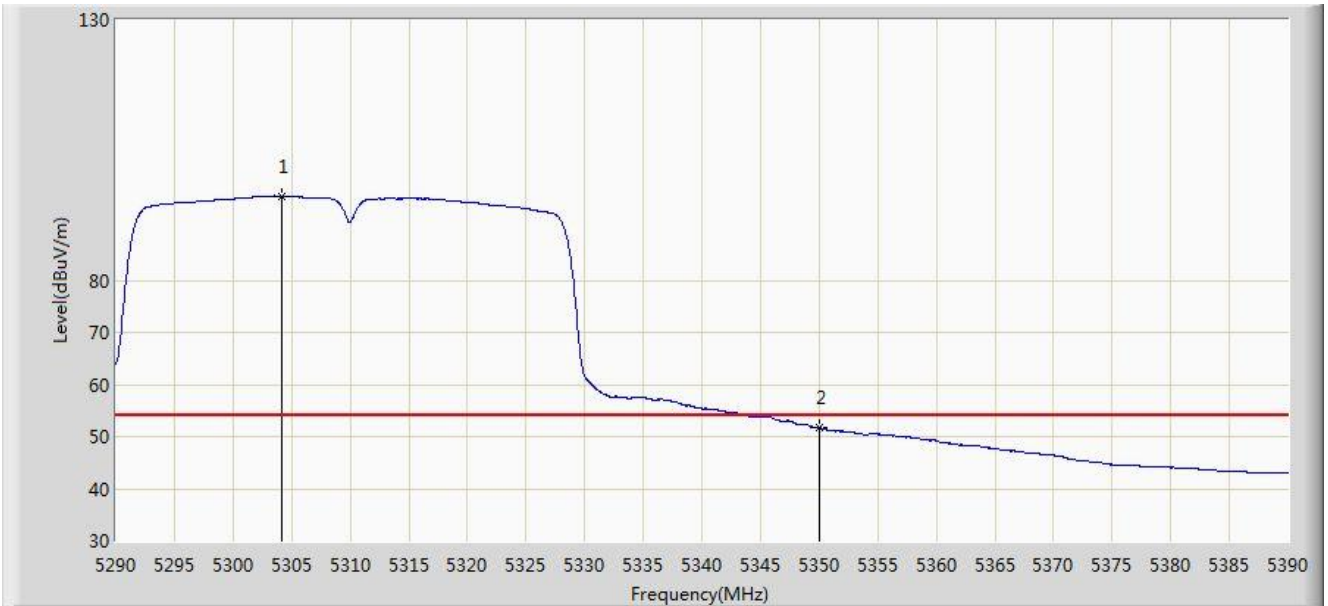


No	Flag	Mark	Frequency (MHz)	Measure Level (dBuV/m)	Reading Level (dBuV)	Over Limit (dB)	Limit (dBuV/m)	Factor (dB)	Type
1		*	5313.750	107.770	103.933	N/A	N/A	3.837	PK
2			5350.000	68.502	64.597	-5.498	74.000	3.904	PK
3			5350.900	71.147	67.241	-2.853	74.000	3.906	PK

Note: Measure Level (dBuV/m) = Reading Level (dBuV) + Factor (dB)

Factor (dB) = Cable Loss (dB) + Antenna Factor (dB) (dB/m) - Pre_Amplifier Gain (dB)

Site: AC1	Time: 2017/07/29 - 07:07
Limit: FCC_Part15.209_RE(3m)	Engineer: Kevin Ker
Probe: BBHA9120D_1GHz_18GHz	Polarity: Vertical
EUT: AC220 Wi-Fi AP OD external antenna US	Power: DC 54V
Test Mode: Transmit by 802.11n-HT40 at channel 5310MHz Ant 1	

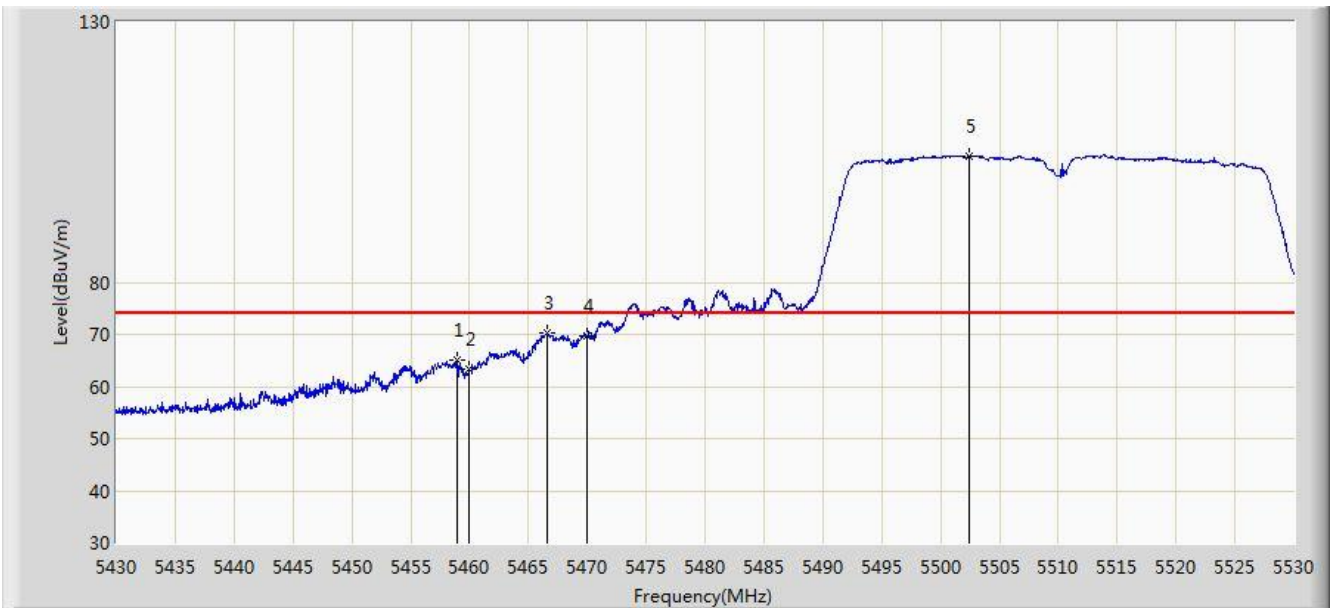


No	Flag	Mark	Frequency (MHz)	Measure Level (dBuV/m)	Reading Level (dBuV)	Over Limit (dB)	Limit (dBuV/m)	Factor (dB)	Type
1		*	5304.100	96.212	92.393	N/A	N/A	3.818	AV
2			5350.000	51.744	47.839	-2.256	54.000	3.904	AV

Note: Measure Level (dBuV/m) = Reading Level (dBuV) + Factor (dB)

Factor (dB) = Cable Loss (dB) + Antenna Factor (dB) (dB/m) - Pre_Amplifier Gain (dB)

Site: AC1	Time: 2017/07/29 - 07:16
Limit: FCC_Part15.209_RE(3m)	Engineer: Kevin Ker
Probe: BBHA9120D_1GHz_18GHz	Polarity: Horizontal
EUT: AC220 Wi-Fi AP OD external antenna US	Power: DC 54V
Test Mode: Transmit by 802.11n-HT40 at channel 5510MHz Ant 1	

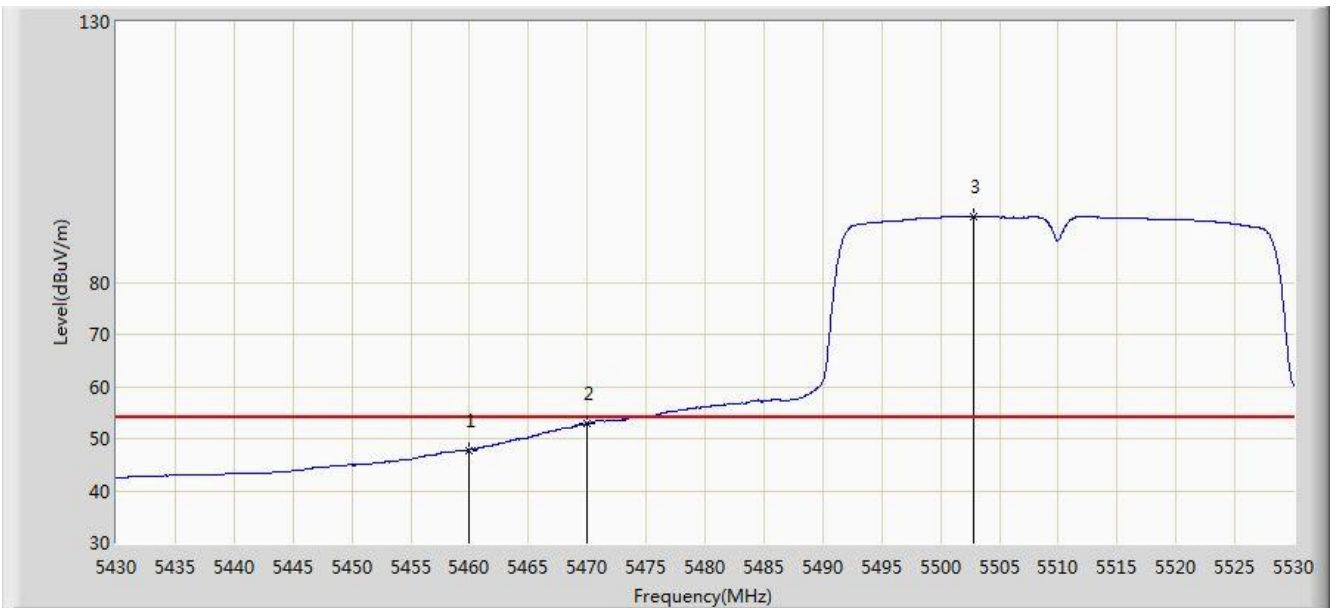


No	Flag	Mark	Frequency (MHz)	Measure Level (dBuV/m)	Reading Level (dBuV)	Over Limit (dB)	Limit (dBuV/m)	Factor (dB)	Type
1			5458.950	64.998	60.820	-9.002	74.000	4.178	PK
2			5460.000	63.321	59.141	-10.679	74.000	4.180	PK
3			5466.550	70.406	66.211	-3.594	74.000	4.195	PK
4			5470.000	69.751	65.549	-4.249	74.000	4.202	PK
5		*	5502.400	104.244	99.965	N/A	N/A	4.278	PK

Note: Measure Level (dBuV/m) = Reading Level (dBuV) + Factor (dB)

Factor (dB) = Cable Loss (dB) + Antenna Factor (dB) (dB/m) - Pre_Amplifier Gain (dB)

Site: AC1	Time: 2017/07/29 - 07:17
Limit: FCC_Part15.209_RE(3m)	Engineer: Kevin Ker
Probe: BBHA9120D_1GHz_18GHz	Polarity: Horizontal
EUT: AC220 Wi-Fi AP OD external antenna US	Power: DC 54V
Test Mode: Transmit by 802.11n-HT40 at channel 5510MHz Ant 1	



No	Flag	Mark	Frequency (MHz)	Measure Level (dBuV/m)	Reading Level (dBuV)	Over Limit (dB)	Limit (dBuV/m)	Factor (dB)	Type
1			5460.000	47.820	43.640	-6.180	54.000	4.180	AV
2			5470.000	52.856	48.654	-1.144	54.000	4.202	AV
3		*	5502.750	92.699	88.419	N/A	N/A	4.281	AV

Note: Measure Level (dBuV/m) = Reading Level (dBuV) + Factor (dB)

Factor (dB) = Cable Loss (dB) + Antenna Factor (dB) (dB/m) - Pre_Amplifier Gain (dB)

Site: AC1	Time: 2017/07/29 - 07:14
Limit: FCC_Part15.209_RE(3m)	Engineer: Kevin Ker
Probe: BBHA9120D_1GHz_18GHz	Polarity: Vertical
EUT: AC220 Wi-Fi AP OD external antenna US	Power: DC 54V
Test Mode: Transmit by 802.11n-HT40 at channel 5510MHz Ant 1	

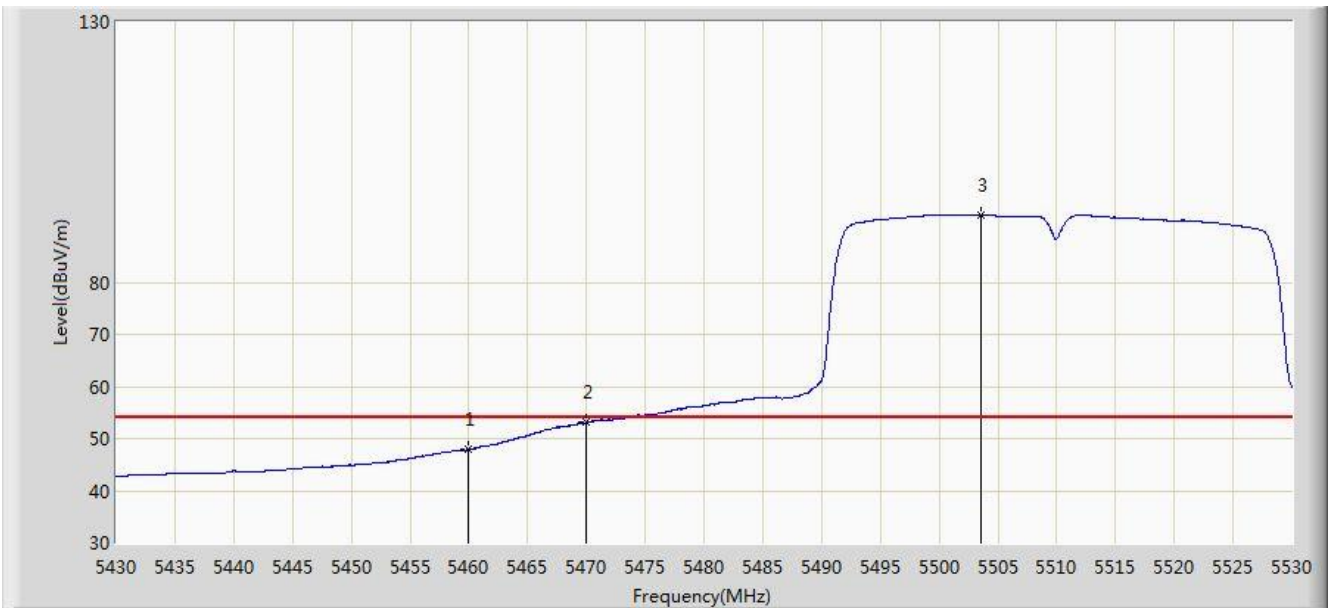


No	Flag	Mark	Frequency (MHz)	Measure Level (dBuV/m)	Reading Level (dBuV)	Over Limit (dB)	Limit (dBuV/m)	Factor (dB)	Type
1			5457.950	64.481	60.305	-9.519	74.000	4.176	PK
2			5460.000	62.462	58.282	-11.538	74.000	4.180	PK
3			5466.850	70.666	66.471	-3.334	74.000	4.196	PK
4			5470.000	70.180	65.978	-3.820	74.000	4.202	PK
5		*	5502.650	104.407	100.127	N/A	N/A	4.281	PK

Note: Measure Level (dBuV/m) = Reading Level (dBuV) + Factor (dB)

Factor (dB) = Cable Loss (dB) + Antenna Factor (dB) (dB/m) - Pre_Amplifier Gain (dB)

Site: AC1	Time: 2017/07/29 - 07:15
Limit: FCC_Part15.209_RE(3m)	Engineer: Kevin Ker
Probe: BBHA9120D_1GHz_18GHz	Polarity: Vertical
EUT: AC220 Wi-Fi AP OD external antenna US	Power: DC 54V
Test Mode: Transmit by 802.11n-HT40 at channel 5510MHz Ant 1	

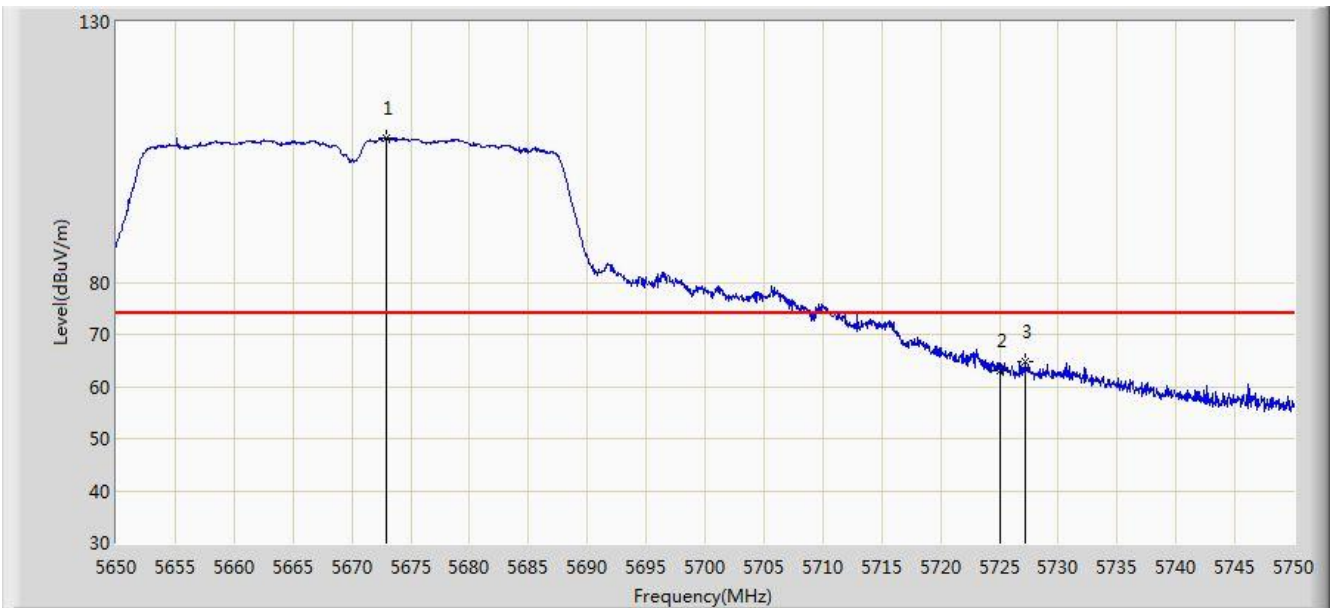


No	Flag	Mark	Frequency (MHz)	Measure Level (dBuV/m)	Reading Level (dBuV)	Over Limit (dB)	Limit (dBuV/m)	Factor (dB)	Type
1			5460.000	47.974	43.794	-6.026	54.000	4.180	AV
2			5470.000	53.048	48.846	-0.952	54.000	4.202	AV
3		*	5503.500	92.927	88.645	N/A	N/A	4.283	AV

Note: Measure Level (dBuV/m) = Reading Level (dBuV) + Factor (dB)

Factor (dB) = Cable Loss (dB) + Antenna Factor (dB) (dB/m) - Pre_Amplifier Gain (dB)

Site: AC1	Time: 2017/07/29 - 07:23
Limit: FCC_Part15.209_RE(3m)	Engineer: Kevin Ker
Probe: BBHA9120D_1GHz_18GHz	Polarity: Horizontal
EUT: AC220 Wi-Fi AP OD external antenna US	Power: DC 54V
Test Mode: Transmit by 802.11n-HT40 at channel 5670MHz Ant 1	

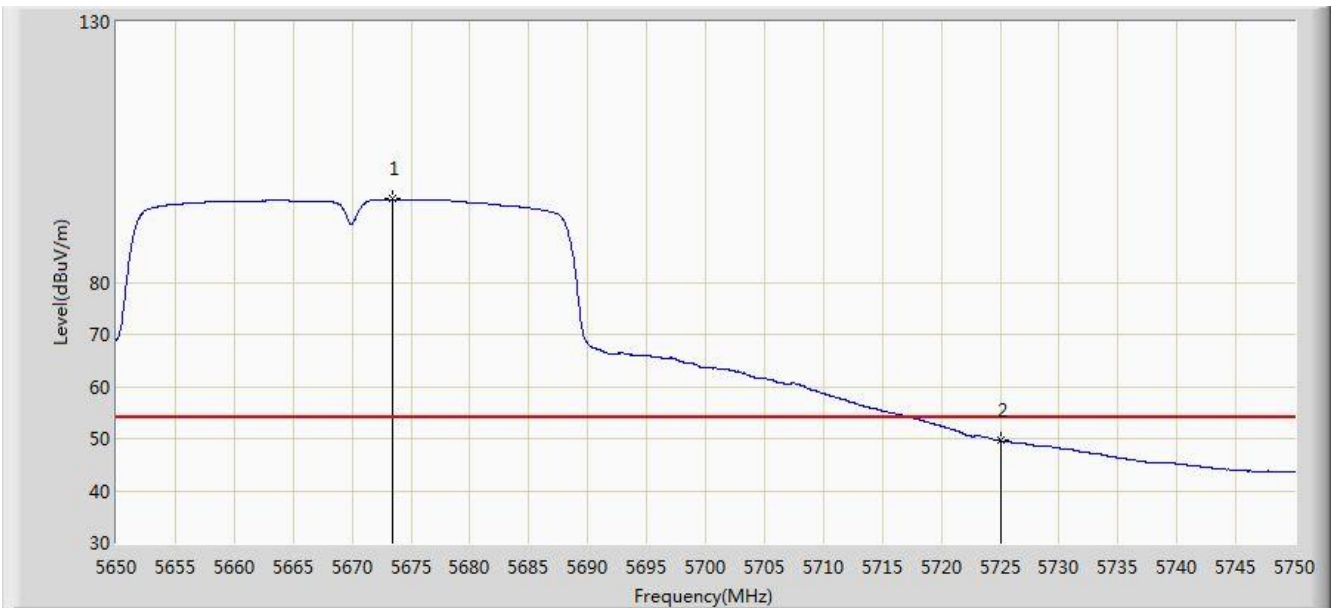


No	Flag	Mark	Frequency (MHz)	Measure Level (dBuV/m)	Reading Level (dBuV)	Over Limit (dB)	Limit (dBuV/m)	Factor (dB)	Type
1		*	5672.950	107.584	102.825	N/A	N/A	4.759	PK
2			5725.000	63.037	58.008	-10.963	74.000	5.029	PK
3			5727.200	64.744	59.701	-9.256	74.000	5.044	PK

Note: Measure Level (dBuV/m) = Reading Level (dBuV) + Factor (dB)

Factor (dB) = Cable Loss (dB) + Antenna Factor (dB) (dB/m) - Pre_Amplifier Gain (dB)

Site: AC1	Time: 2017/07/29 - 07:23
Limit: FCC_Part15.209_RE(3m)	Engineer: Kevin Ker
Probe: BBHA9120D_1GHz_18GHz	Polarity: Horizontal
EUT: AC220 Wi-Fi AP OD external antenna US	Power: DC 54V
Test Mode: Transmit by 802.11n-HT40 at channel 5670MHz Ant 1	

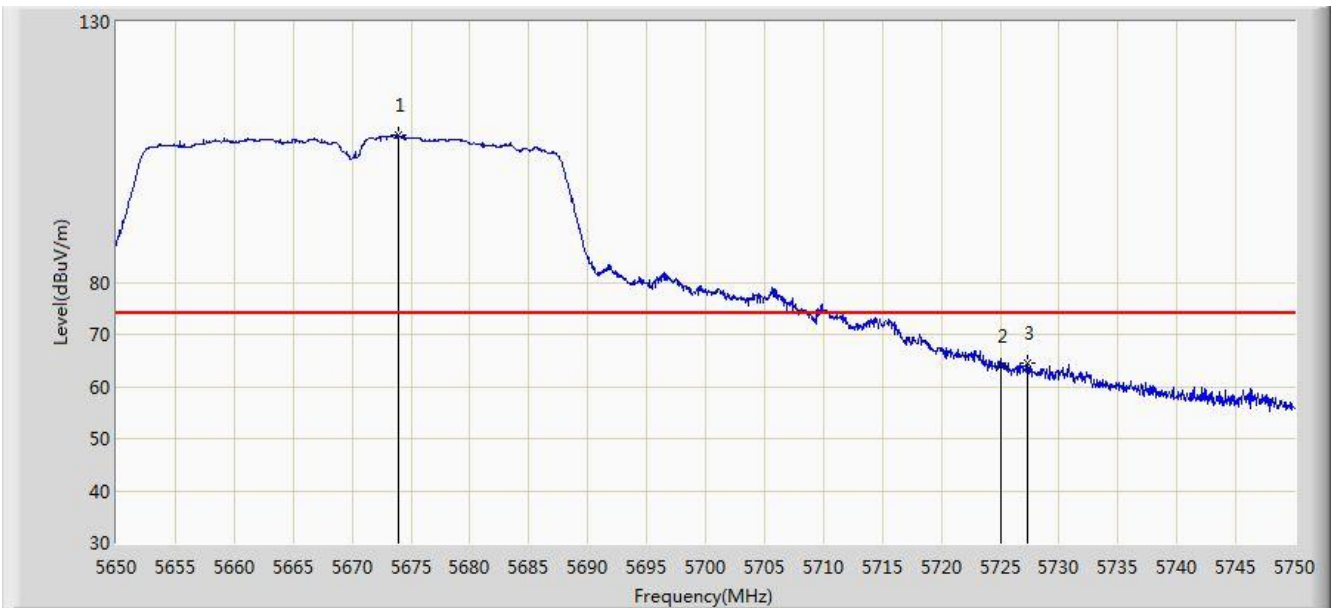


No	Flag	Mark	Frequency (MHz)	Measure Level (dBuV/m)	Reading Level (dBuV)	Over Limit (dB)	Limit (dBuV/m)	Factor (dB)	Type
1		*	5673.450	95.943	91.182	N/A	N/A	4.762	AV
2			5725.000	49.619	44.590	-4.381	54.000	5.029	AV

Note: Measure Level (dBuV/m) = Reading Level (dBuV) + Factor (dB)

Factor (dB) = Cable Loss (dB) + Antenna Factor (dB) (dB/m) - Pre_Amplifier Gain (dB)

Site: AC1	Time: 2017/07/29 - 07:22
Limit: FCC_Part15.209_RE(3m)	Engineer: Kevin Ker
Probe: BBHA9120D_1GHz_18GHz	Polarity: Vertical
EUT: AC220 Wi-Fi AP OD external antenna US	Power: DC 54V
Test Mode: Transmit by 802.11n-HT40 at channel 5670MHz Ant 1	

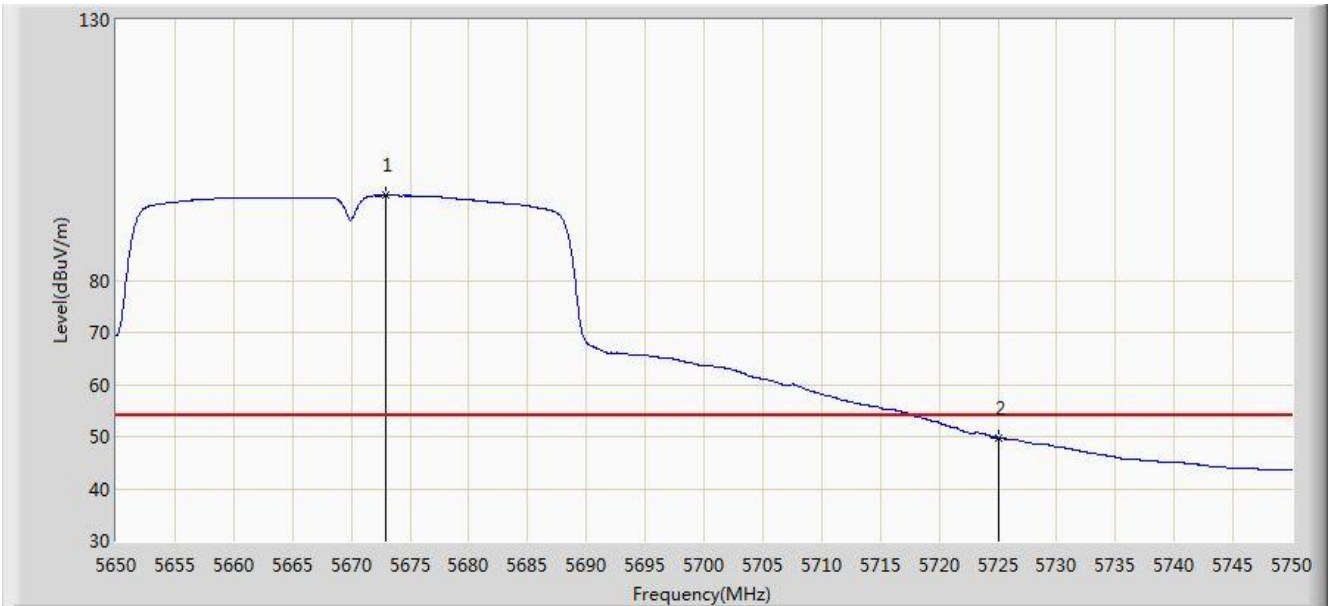


No	Flag	Mark	Frequency (MHz)	Measure Level (dBuV/m)	Reading Level (dBuV)	Over Limit (dB)	Limit (dBuV/m)	Factor (dB)	Type
1		*	5673.900	108.169	103.406	N/A	N/A	4.762	PK
2			5725.000	63.884	58.855	-10.116	74.000	5.029	PK
3			5727.350	64.481	59.437	-9.519	74.000	5.044	PK

Note: Measure Level (dBuV/m) = Reading Level (dBuV) + Factor (dB)

Factor (dB) = Cable Loss (dB) + Antenna Factor (dB) (dB/m) - Pre_Amplifier Gain (dB)

Site: AC1	Time: 2017/07/29 - 07:22
Limit: FCC_Part15.209_RE(3m)	Engineer: Kevin Ker
Probe: BBHA9120D_1GHz_18GHz	Polarity: Vertical
EUT: AC220 Wi-Fi AP OD external antenna US	Power: DC 54V
Test Mode: Transmit by 802.11n-HT40 at channel 5670MHz Ant 1	

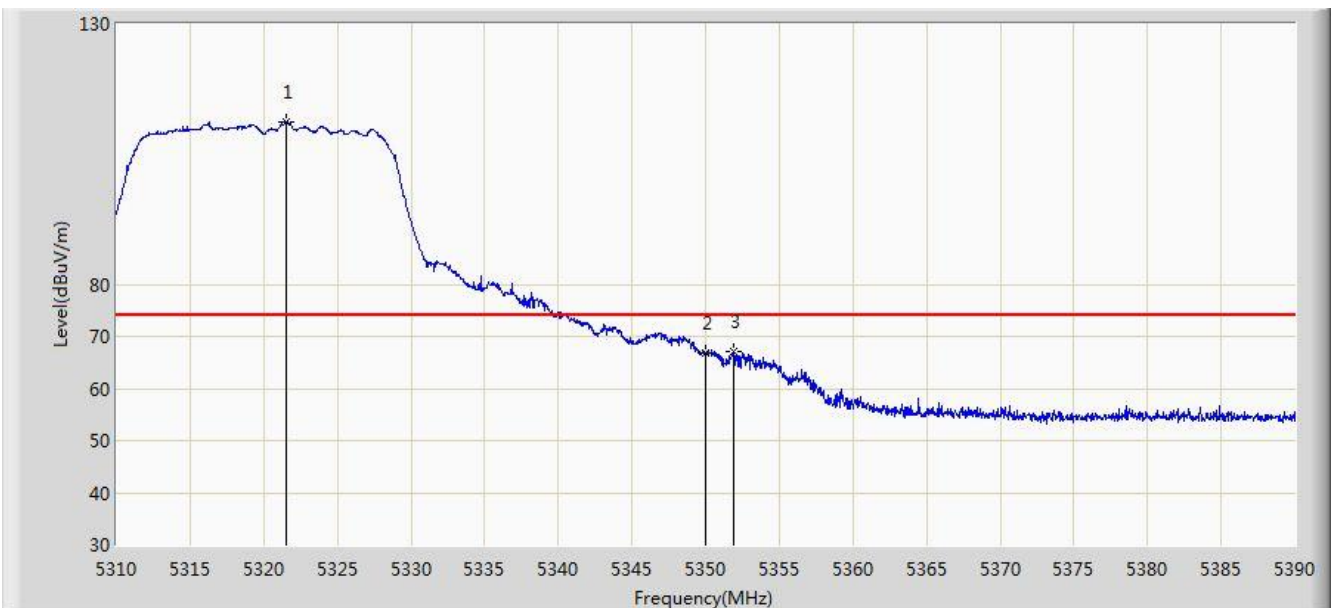


No	Flag	Mark	Frequency (MHz)	Measure Level (dBuV/m)	Reading Level (dBuV)	Over Limit (dB)	Limit (dBuV/m)	Factor (dB)	Type
1		*	5672.950	96.306	91.547	N/A	N/A	4.759	AV
2			5725.000	49.713	44.684	-4.287	54.000	5.029	AV

Note: Measure Level (dBuV/m) = Reading Level (dBuV) + Factor (dB)

Factor (dB) = Cable Loss (dB) + Antenna Factor (dB) (dB/m) - Pre_Amplifier Gain (dB)

Site: AC1	Time: 2017/07/29 - 07:40
Limit: FCC_Part15.209_RE(3m)	Engineer: Kevin Ker
Probe: BBHA9120D_1GHz_18GHz	Polarity: Horizontal
EUT: AC220 Wi-Fi AP OD external antenna US	Power: DC 54V
Test Mode: Transmit by 802.11ac-VHT20 at channel 5320MHz Ant 1	

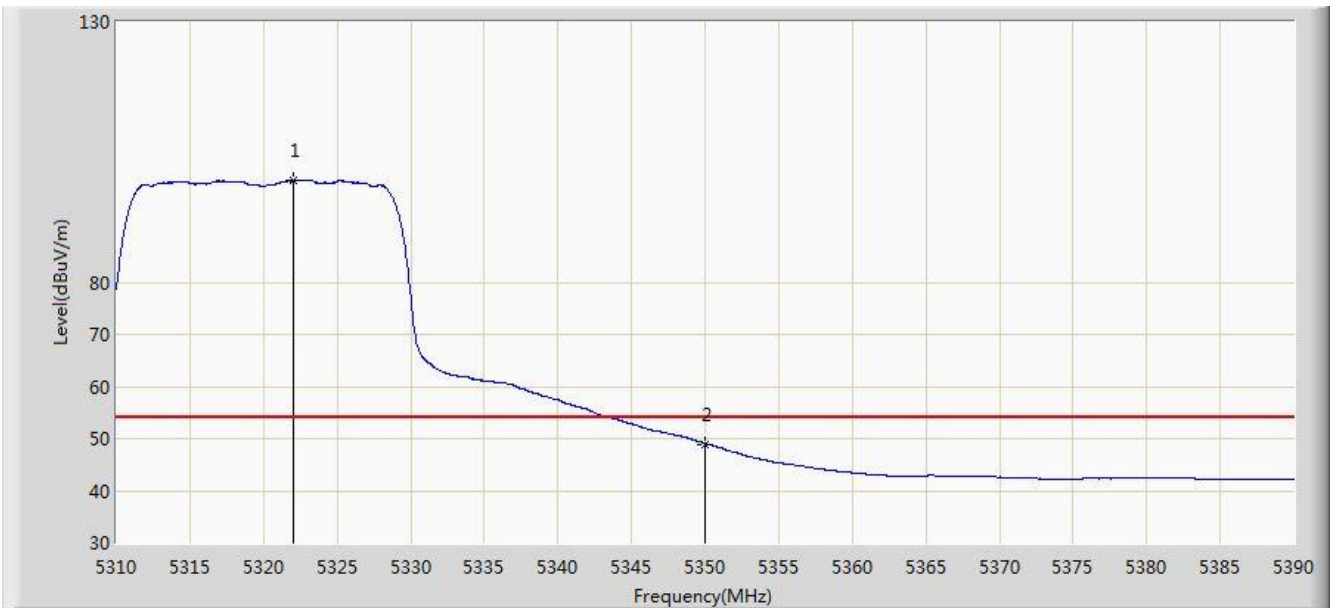


No	Flag	Mark	Frequency (MHz)	Measure Level (dBuV/m)	Reading Level (dBuV)	Over Limit (dB)	Limit (dBuV/m)	Factor (dB)	Type
1		*	5321.520	111.220	107.369	N/A	N/A	3.851	PK
2			5350.000	66.709	62.804	-7.291	74.000	3.904	PK
3			5351.880	67.012	63.104	-6.988	74.000	3.908	PK

Note: Measure Level (dBuV/m) = Reading Level (dBuV) + Factor (dB)

Factor (dB) = Cable Loss (dB) + Antenna Factor (dB) (dB/m) - Pre_Amplifier Gain (dB)

Site: AC1	Time: 2017/07/29 - 07:41
Limit: FCC_Part15.209_RE(3m)	Engineer: Kevin Ker
Probe: BBHA9120D_1GHz_18GHz	Polarity: Horizontal
EUT: AC220 Wi-Fi AP OD external antenna US	Power: DC 54V
Test Mode: Transmit by 802.11ac-VHT20 at channel 5320MHz Ant 1	

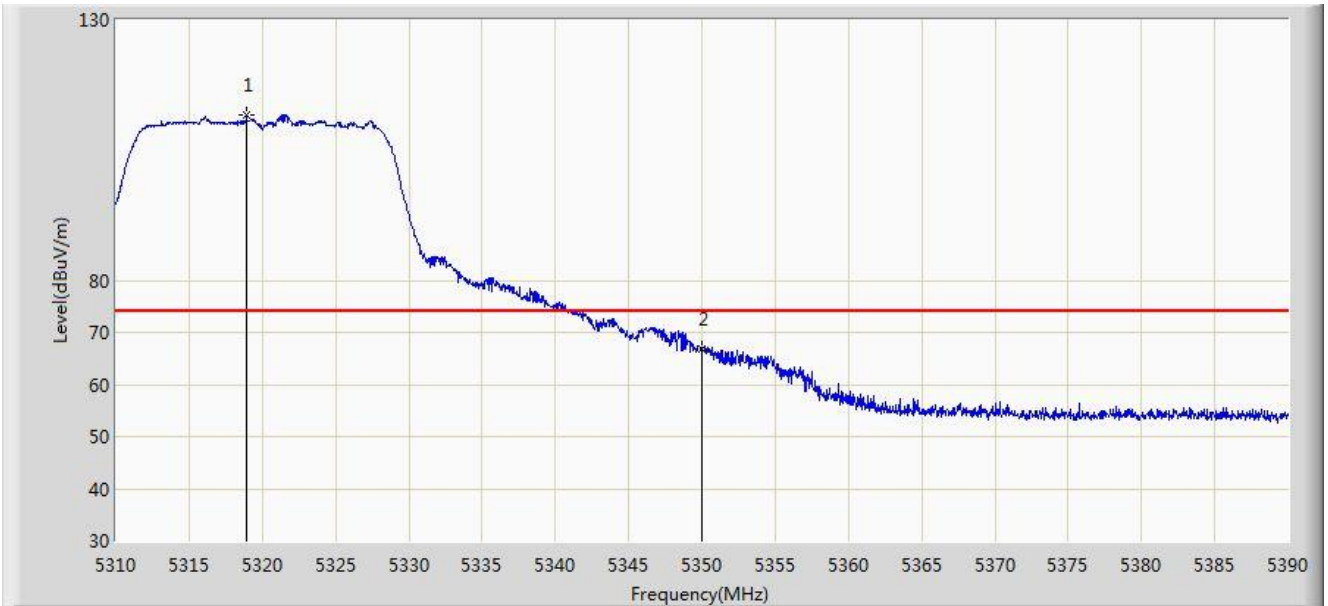


No	Flag	Mark	Frequency (MHz)	Measure Level (dBuV/m)	Reading Level (dBuV)	Over Limit (dB)	Limit (dBuV/m)	Factor (dB)	Type
1		*	5322.040	99.527	95.675	N/A	N/A	3.852	AV
2			5350.000	48.977	45.072	-5.023	54.000	3.904	AV

Note: Measure Level (dBuV/m) = Reading Level (dBuV) + Factor (dB)

Factor (dB) = Cable Loss (dB) + Antenna Factor (dB) (dB/m) - Pre_Amplifier Gain (dB)

Site: AC1	Time: 2017/07/29 - 07:42
Limit: FCC_Part15.209_RE(3m)	Engineer: Kevin Ker
Probe: BBHA9120D_1GHz_18GHz	Polarity: Vertical
EUT: AC220 Wi-Fi AP OD external antenna US	Power: DC 54V
Test Mode: Transmit by 802.11ac-VHT20 at channel 5320MHz Ant 1	

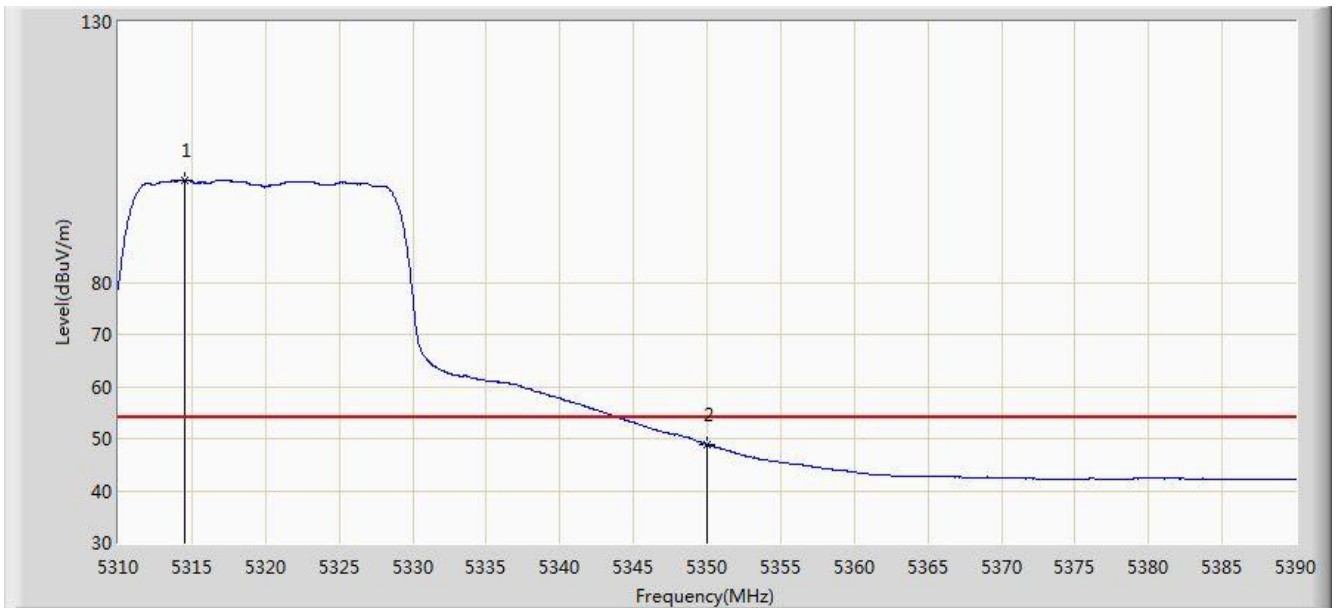


No	Flag	Mark	Frequency (MHz)	Measure Level (dBuV/m)	Reading Level (dBuV)	Over Limit (dB)	Limit (dBuV/m)	Factor (dB)	Type
1		*	5318.920	111.849	108.003	N/A	N/A	3.847	PK
2			5350.000	66.732	62.827	-7.268	74.000	3.904	PK

Note: Measure Level (dBμV/m) = Reading Level (dBμV) + Factor (dB)

Factor (dB) = Cable Loss (dB) + Antenna Factor (dB) (dB/m) - Pre_Amplifier Gain (dB)

Site: AC1	Time: 2017/07/29 - 07:42
Limit: FCC_Part15.209_RE(3m)	Engineer: Kevin Ker
Probe: BBHA9120D_1GHz_18GHz	Polarity: Vertical
EUT: AC220 Wi-Fi AP OD external antenna US	Power: DC 54V
Test Mode: Transmit by 802.11ac-VHT20 at channel 5320MHz Ant 1	

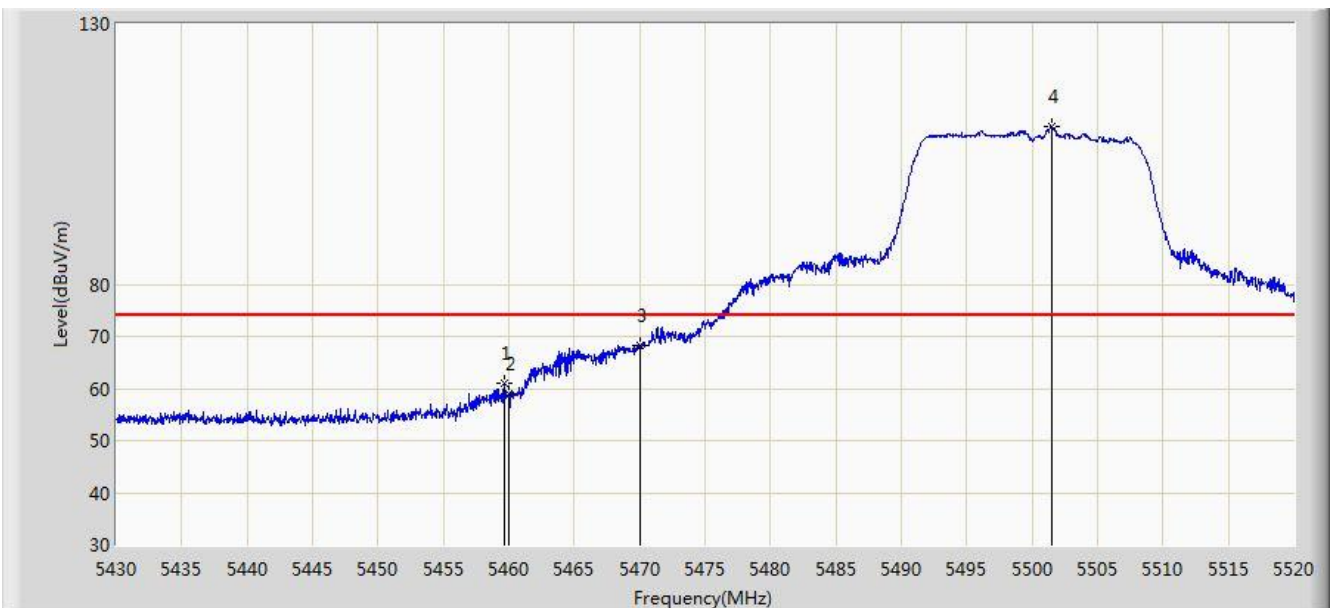


No	Flag	Mark	Frequency (MHz)	Measure Level (dBuV/m)	Reading Level (dBuV)	Over Limit (dB)	Limit (dBuV/m)	Factor (dB)	Type
1		*	5314.560	99.603	95.765	N/A	N/A	3.838	AV
2			5350.000	48.919	45.014	-5.081	54.000	3.904	AV

Note: Measure Level (dBuV/m) = Reading Level (dBuV) + Factor (dB)

Factor (dB) = Cable Loss (dB) + Antenna Factor (dB) (dB/m) - Pre_Amplifier Gain (dB)

Site: AC1	Time: 2017/07/29 - 07:43
Limit: FCC_Part15.209_RE(3m)	Engineer: Kevin Ker
Probe: BBHA9120D_1GHz_18GHz	Polarity: Horizontal
EUT: AC220 Wi-Fi AP OD external antenna US	Power: DC 54V
Test Mode: Transmit by 802.11ac-VHT20 at channel 5500MHz Ant 1	

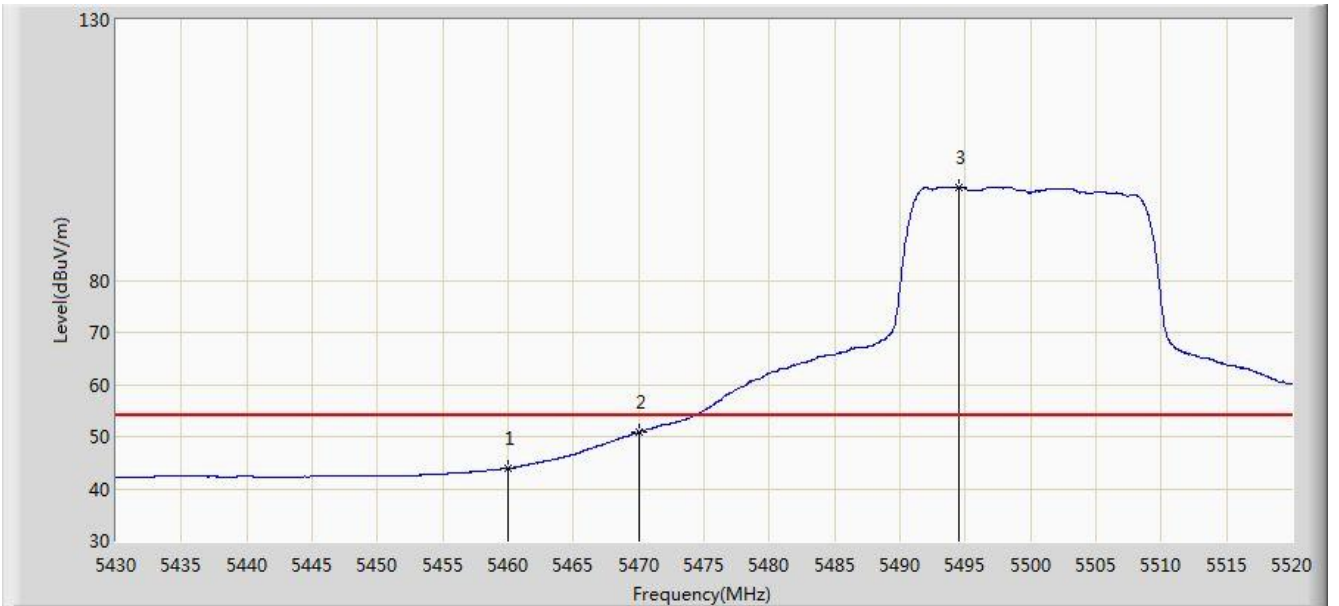


No	Flag	Mark	Frequency (MHz)	Measure Level (dBuV/m)	Reading Level (dBuV)	Over Limit (dB)	Limit (dBuV/m)	Factor (dB)	Type
1			5459.700	61.146	56.966	-12.854	74.000	4.180	PK
2			5460.000	58.957	54.777	-15.043	74.000	4.180	PK
3			5470.000	68.367	64.165	-5.633	74.000	4.202	PK
4		*	5501.505	110.287	106.011	N/A	N/A	4.277	PK

Note: Measure Level (dBuV/m) = Reading Level (dBuV) + Factor (dB)

Factor (dB) = Cable Loss (dB) + Antenna Factor (dB) (dB/m) - Pre_Amplifier Gain (dB)

Site: AC1	Time: 2017/07/29 - 07:45
Limit: FCC_Part15.209_RE(3m)	Engineer: Kevin Ker
Probe: BBHA9120D_1GHz_18GHz	Polarity: Horizontal
EUT: AC220 Wi-Fi AP OD external antenna US	Power: DC 54V
Test Mode: Transmit by 802.11ac-VHT20 at channel 5500MHz Ant 1	

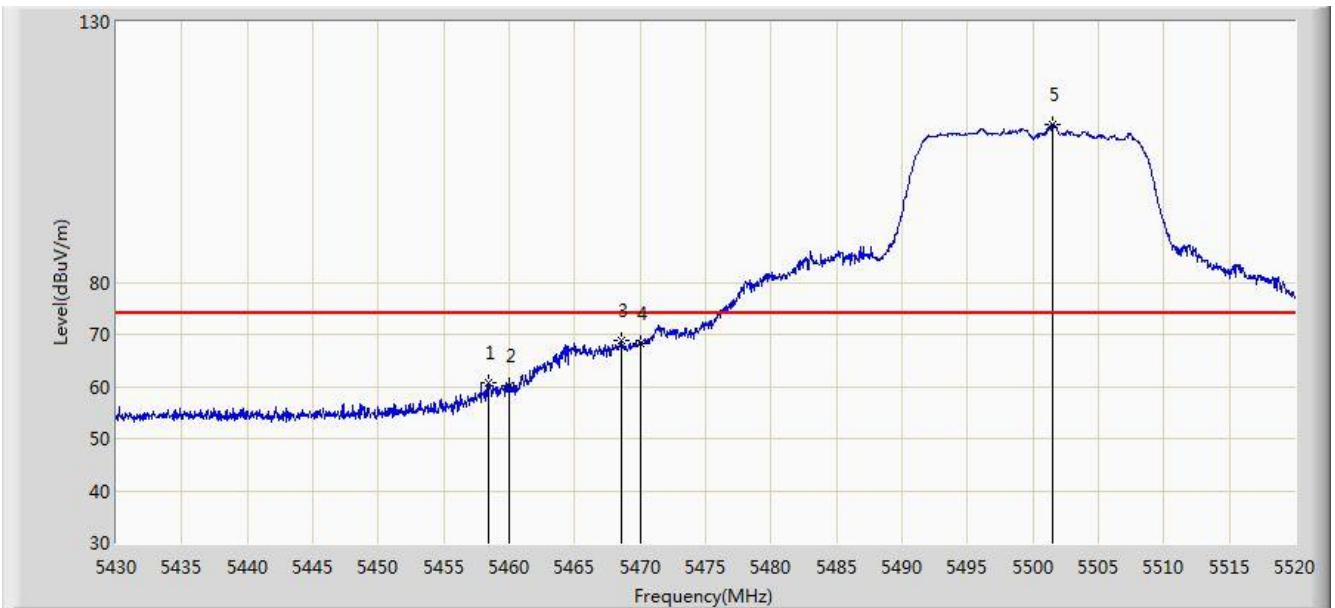


No	Flag	Mark	Frequency (MHz)	Measure Level (dBuV/m)	Reading Level (dBuV)	Over Limit (dB)	Limit (dBuV/m)	Factor (dB)	Type
1			5460.000	43.952	39.772	-10.048	54.000	4.180	AV
2			5470.000	50.796	46.594	-3.204	54.000	4.202	AV
3		*	5494.530	97.857	93.599	N/A	N/A	4.259	AV

Note: Measure Level (dBuV/m) = Reading Level (dBuV) + Factor (dB)

Factor (dB) = Cable Loss (dB) + Antenna Factor (dB) (dB/m) - Pre_Amplifier Gain (dB)

Site: AC1	Time: 2017/07/29 - 07:45
Limit: FCC_Part15.209_RE(3m)	Engineer: Kevin Ker
Probe: BBHA9120D_1GHz_18GHz	Polarity: Vertical
EUT: AC220 Wi-Fi AP OD external antenna US	Power: DC 54V
Test Mode: Transmit by 802.11ac-VHT20 at channel 5500MHz Ant 1	

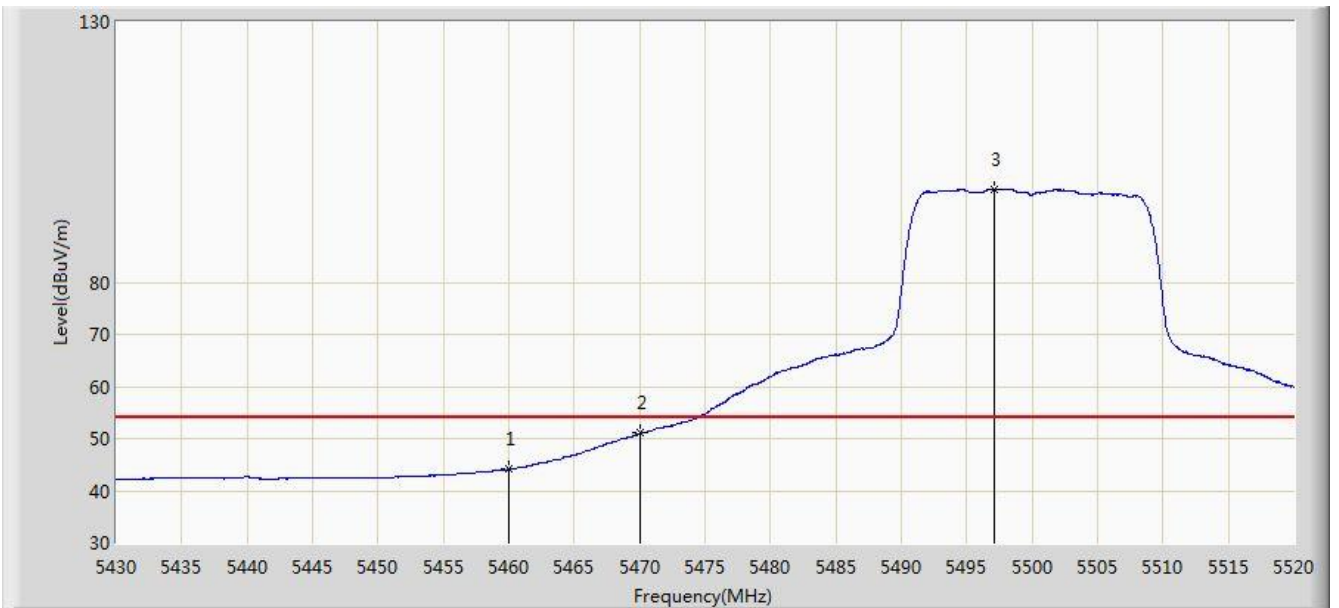


No	Flag	Mark	Frequency (MHz)	Measure Level (dBuV/m)	Reading Level (dBuV)	Over Limit (dB)	Limit (dBuV/m)	Factor (dB)	Type
1			5458.395	60.606	56.429	-13.394	74.000	4.177	PK
2			5460.000	60.039	55.859	-13.961	74.000	4.180	PK
3			5468.520	68.832	64.633	-5.168	74.000	4.199	PK
4			5470.000	68.382	64.180	-5.618	74.000	4.202	PK
5		*	5501.460	110.309	106.033	N/A	N/A	4.276	PK

Note: Measure Level (dBuV/m) = Reading Level (dBuV) + Factor (dB)

Factor (dB) = Cable Loss (dB) + Antenna Factor (dB) (dB/m) - Pre_Amplifier Gain (dB)

Site: AC1	Time: 2017/07/29 - 07:46
Limit: FCC_Part15.209_RE(3m)	Engineer: Kevin Ker
Probe: BBHA9120D_1GHz_18GHz	Polarity: Vertical
EUT: AC220 Wi-Fi AP OD external antenna US	Power: DC 54V
Test Mode: Transmit by 802.11ac-VHT20 at channel 5500MHz Ant 1	

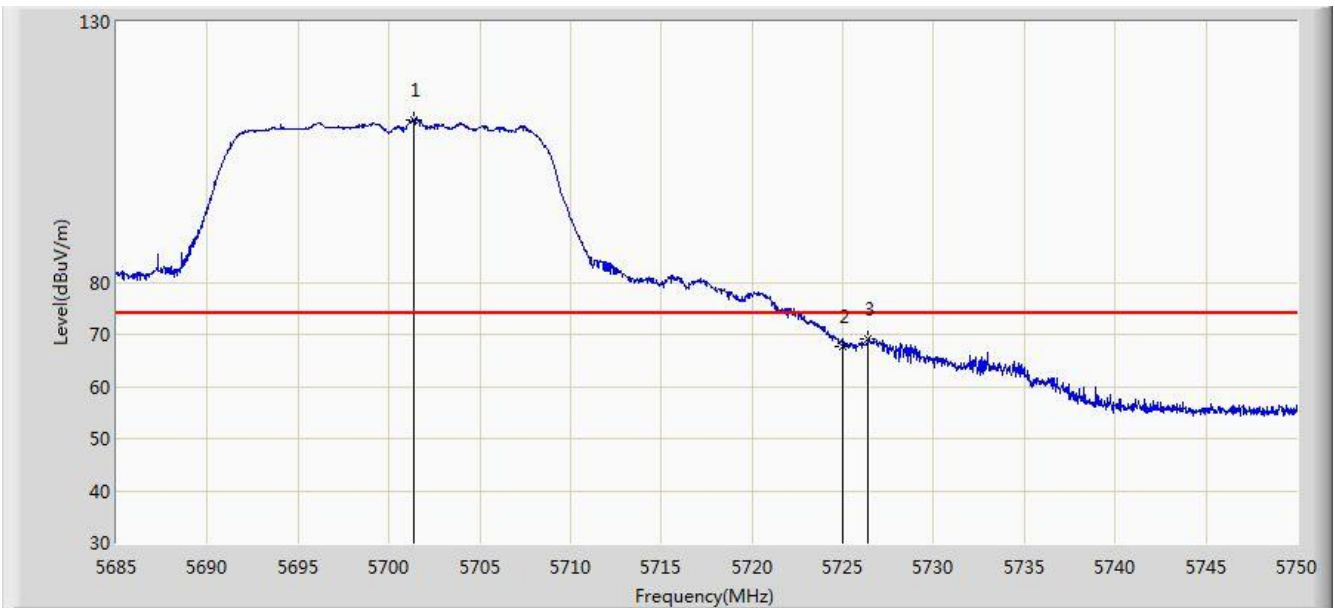


No	Flag	Mark	Frequency (MHz)	Measure Level (dBuV/m)	Reading Level (dBuV)	Over Limit (dB)	Limit (dBuV/m)	Factor (dB)	Type
1			5460.000	44.125	39.945	-9.875	54.000	4.180	AV
2			5470.000	51.030	46.828	-2.970	54.000	4.202	AV
3		*	5497.140	97.872	93.608	N/A	N/A	4.264	AV

Note: Measure Level (dBuV/m) = Reading Level (dBuV) + Factor (dB)

Factor (dB) = Cable Loss (dB) + Antenna Factor (dB) (dB/m) - Pre_Amplifier Gain (dB)

Site: AC1	Time: 2017/07/29 - 07:49
Limit: FCC_Part15.209_RE(3m)	Engineer: Kevin Ker
Probe: BBHA9120D_1GHz_18GHz	Polarity: Horizontal
EUT: AC220 Wi-Fi AP OD external antenna US	Power: DC 54V
Test Mode: Transmit by 802.11ac-VHT20 at channel 5700MHz Ant 1	

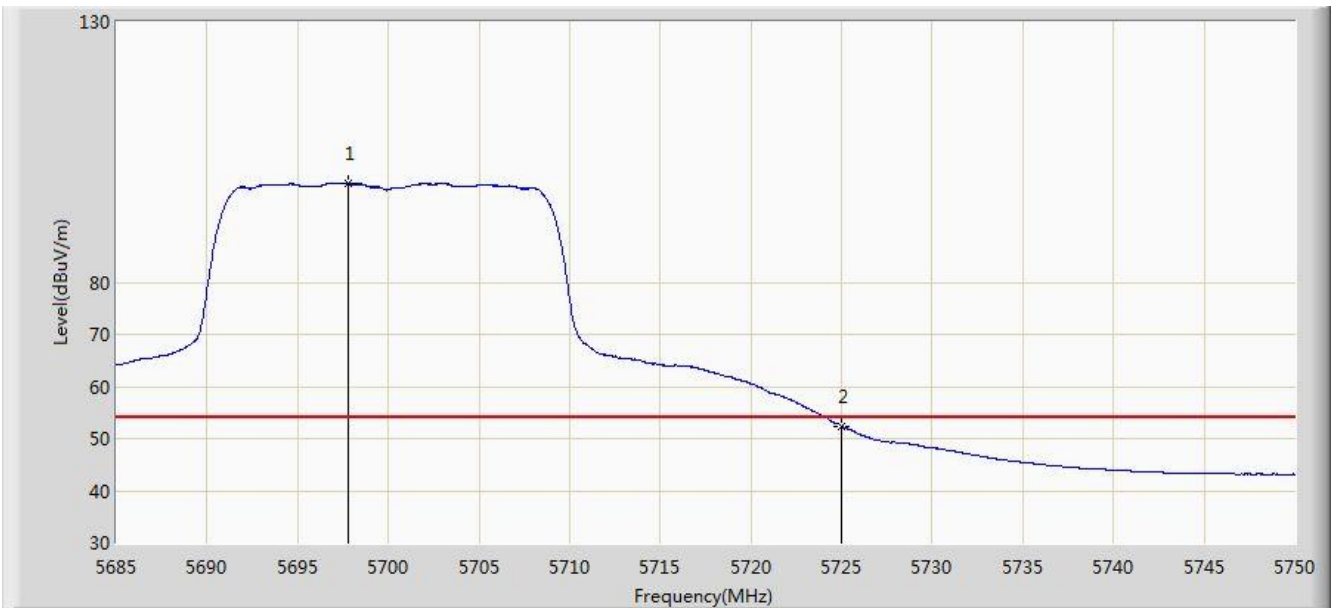


No	Flag	Mark	Frequency (MHz)	Measure Level (dBuV/m)	Reading Level (dBuV)	Over Limit (dB)	Limit (dBuV/m)	Factor (dB)	Type
1		*	5701.348	111.303	111.303	N/A	N/A	0.000	PK
2			5725.000	67.757	62.728	-6.243	74.000	5.029	PK
3			5726.405	69.196	64.158	-4.804	74.000	5.038	PK

Note: Measure Level (dBuV/m) = Reading Level (dBuV) + Factor (dB)

Factor (dB) = Cable Loss (dB) + Antenna Factor (dB) (dB/m) - Pre_Amplifier Gain (dB)

Site: AC1	Time: 2017/07/29 - 07:49
Limit: FCC_Part15.209_RE(3m)	Engineer: Kevin Ker
Probe: BBHA9120D_1GHz_18GHz	Polarity: Horizontal
EUT: AC220 Wi-Fi AP OD external antenna US	Power: DC 54V
Test Mode: Transmit by 802.11ac-VHT20 at channel 5700MHz Ant 1	

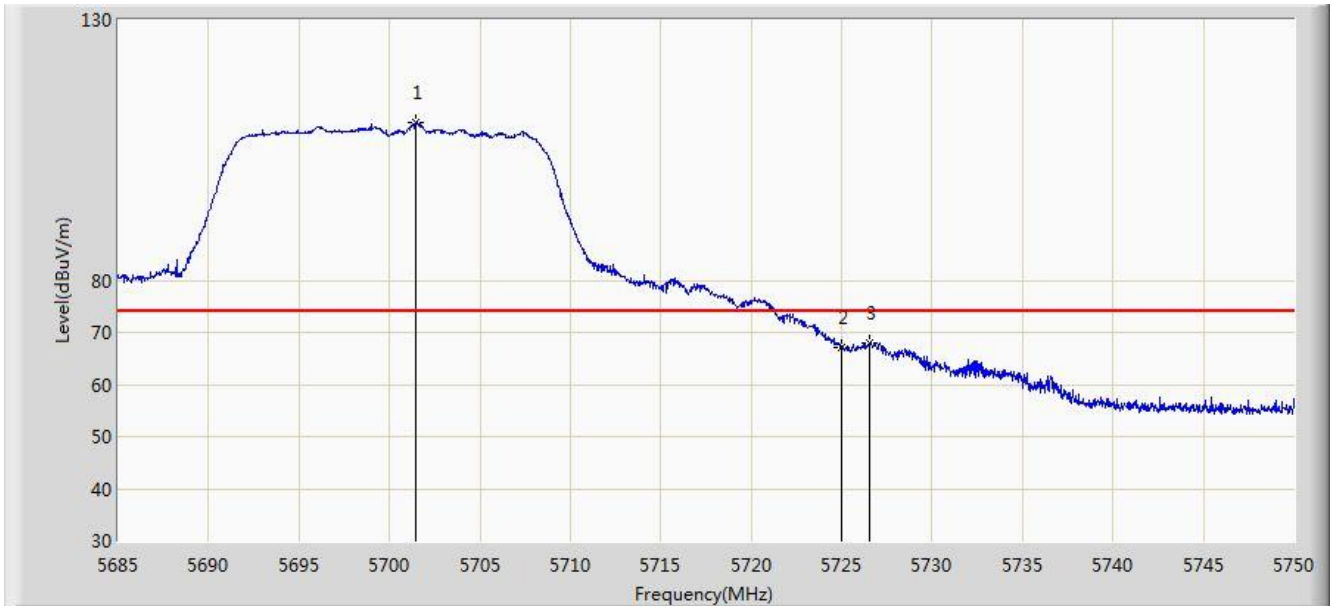


No	Flag	Mark	Frequency (MHz)	Measure Level (dBuV/m)	Reading Level (dBuV)	Over Limit (dB)	Limit (dBuV/m)	Factor (dB)	Type
1		*	5697.805	98.954	94.087	N/A	N/A	4.866	AV
2			5725.000	52.364	47.335	-1.636	54.000	5.029	AV

Note: Measure Level (dBuV/m) = Reading Level (dBuV) + Factor (dB)

Factor (dB) = Cable Loss (dB) + Antenna Factor (dB) (dB/m) - Pre_Amplifier Gain (dB)

Site: AC1	Time: 2017/07/29 - 07:50
Limit: FCC_Part15.209_RE(3m)	Engineer: Kevin Ker
Probe: BBHA9120D_1GHz_18GHz	Polarity: Vertical
EUT: AC220 Wi-Fi AP OD external antenna US	Power: DC 54V
Test Mode: Transmit by 802.11ac-VHT20 at channel 5700MHz Ant 1	

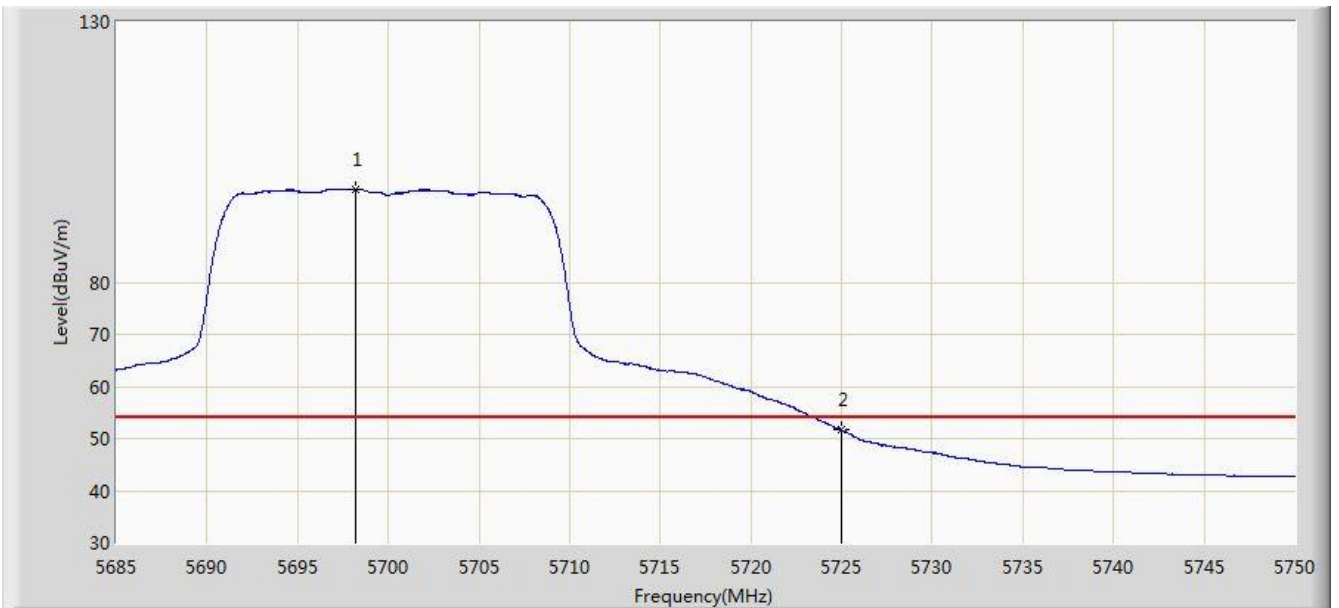


No	Flag	Mark	Frequency (MHz)	Measure Level (dBuV/m)	Reading Level (dBuV)	Over Limit (dB)	Limit (dBuV/m)	Factor (dB)	Type
1		*	5701.478	110.322	105.436	N/A	N/A	4.886	PK
2			5725.000	67.200	62.171	-6.800	74.000	5.029	PK
3			5726.567	68.105	63.066	-5.895	74.000	5.039	PK

Note: Measure Level (dBuV/m) = Reading Level (dBuV) + Factor (dB)

Factor (dB) = Cable Loss (dB) + Antenna Factor (dB) (dB/m) - Pre_Amplifier Gain (dB)

Site: AC1	Time: 2017/07/29 - 07:51
Limit: FCC_Part15.209_RE(3m)	Engineer: Kevin Ker
Probe: BBHA9120D_1GHz_18GHz	Polarity: Vertical
EUT: AC220 Wi-Fi AP OD external antenna US	Power: DC 54V
Test Mode: Transmit by 802.11ac-VHT20 at channel 5700MHz Ant 1	

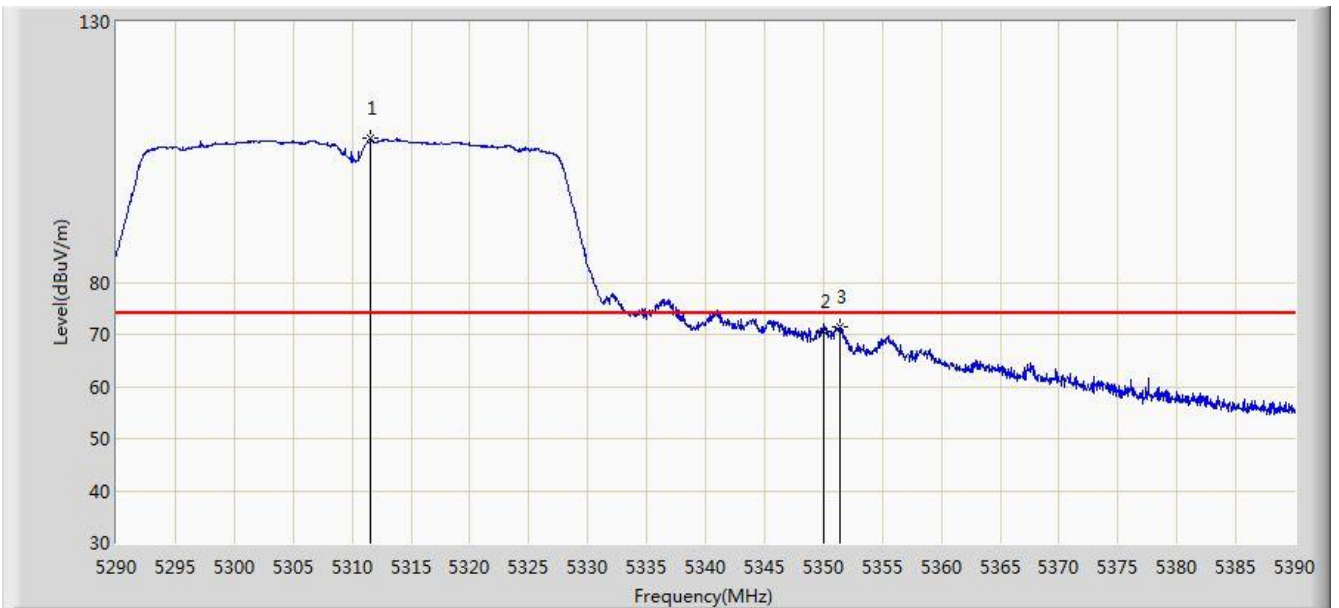


No	Flag	Mark	Frequency (MHz)	Measure Level (dBuV/m)	Reading Level (dBuV)	Over Limit (dB)	Limit (dBuV/m)	Factor (dB)	Type
1		*	5698.228	97.860	92.991	N/A	N/A	4.869	AV
2			5725.000	51.600	46.571	-2.400	54.000	5.029	AV

Note: Measure Level (dBuV/m) = Reading Level (dBuV) + Factor (dB)

Factor (dB) = Cable Loss (dB) + Antenna Factor (dB) (dB/m) - Pre_Amplifier Gain (dB)

Site: AC1	Time: 2017/07/29 - 08:11
Limit: FCC_Part15.209_RE(3m)	Engineer: Kevin Ker
Probe: BBHA9120D_1GHz_18GHz	Polarity: Horizontal
EUT: AC220 Wi-Fi AP OD external antenna US	Power: DC 54V
Test Mode: Transmit by 802.11ac-VHT40 at channel 5310MHz Ant 1	

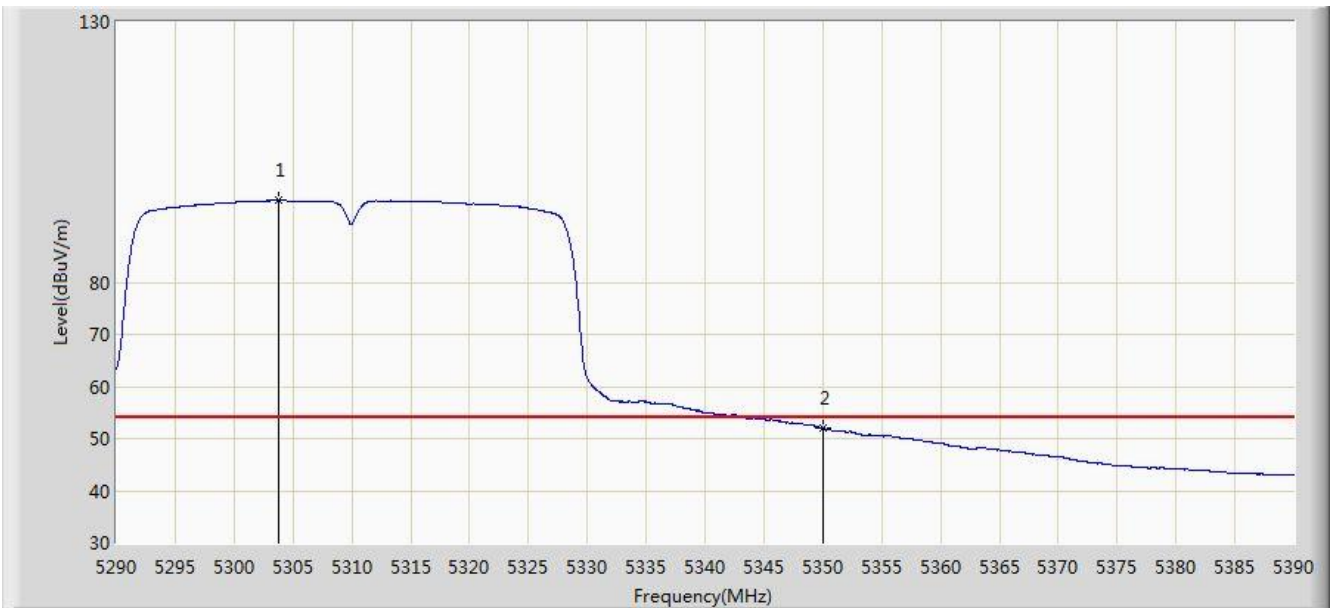


No	Flag	Mark	Frequency (MHz)	Measure Level (dBuV/m)	Reading Level (dBuV)	Over Limit (dB)	Limit (dBuV/m)	Factor (dB)	Type
1		*	5311.600	107.619	103.786	N/A	N/A	3.833	PK
2			5350.000	70.586	66.681	-3.414	74.000	3.904	PK
3			5351.400	71.415	67.508	-2.585	74.000	3.907	PK

Note: Measure Level (dBuV/m) = Reading Level (dBuV) + Factor (dB)

Factor (dB) = Cable Loss (dB) + Antenna Factor (dB) (dB/m) - Pre_Amplifier Gain (dB)

Site: AC1	Time: 2017/07/29 - 08:12
Limit: FCC_Part15.209_RE(3m)	Engineer: Kevin Ker
Probe: BBHA9120D_1GHz_18GHz	Polarity: Horizontal
EUT: AC220 Wi-Fi AP OD external antenna US	Power: DC 54V
Test Mode: Transmit by 802.11ac-VHT40 at channel 5310MHz Ant 1	

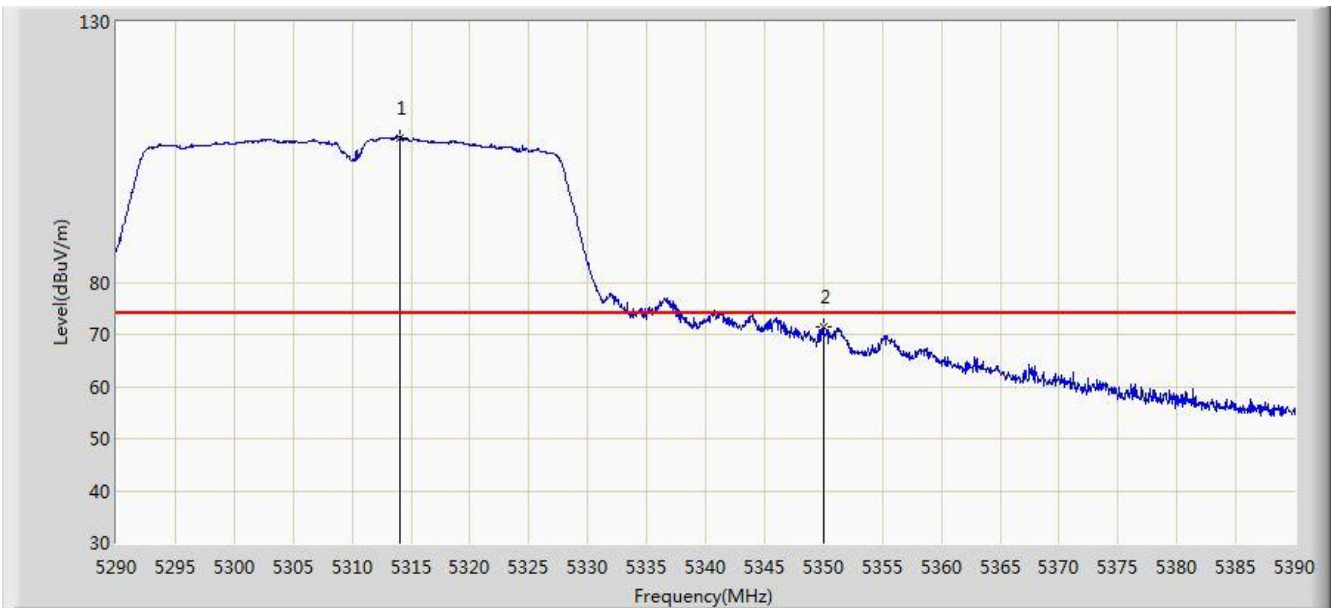


No	Flag	Mark	Frequency (MHz)	Measure Level (dBuV/m)	Reading Level (dBuV)	Over Limit (dB)	Limit (dBuV/m)	Factor (dB)	Type
1		*	5303.800	95.696	91.878	N/A	N/A	3.819	AV
2			5350.000	52.072	48.167	-1.928	54.000	3.904	AV

Note: Measure Level (dBuV/m) = Reading Level (dBuV) + Factor (dB)

Factor (dB) = Cable Loss (dB) + Antenna Factor (dB) (dB/m) - Pre_Amplifier Gain (dB)

Site: AC1	Time: 2017/07/29 - 08:10
Limit: FCC_Part15.209_RE(3m)	Engineer: Kevin Ker
Probe: BBHA9120D_1GHz_18GHz	Polarity: Vertical
EUT: AC220 Wi-Fi AP OD external antenna US	Power: DC 54V
Test Mode: Transmit by 802.11ac-VHT40 at channel 5310MHz Ant 1	

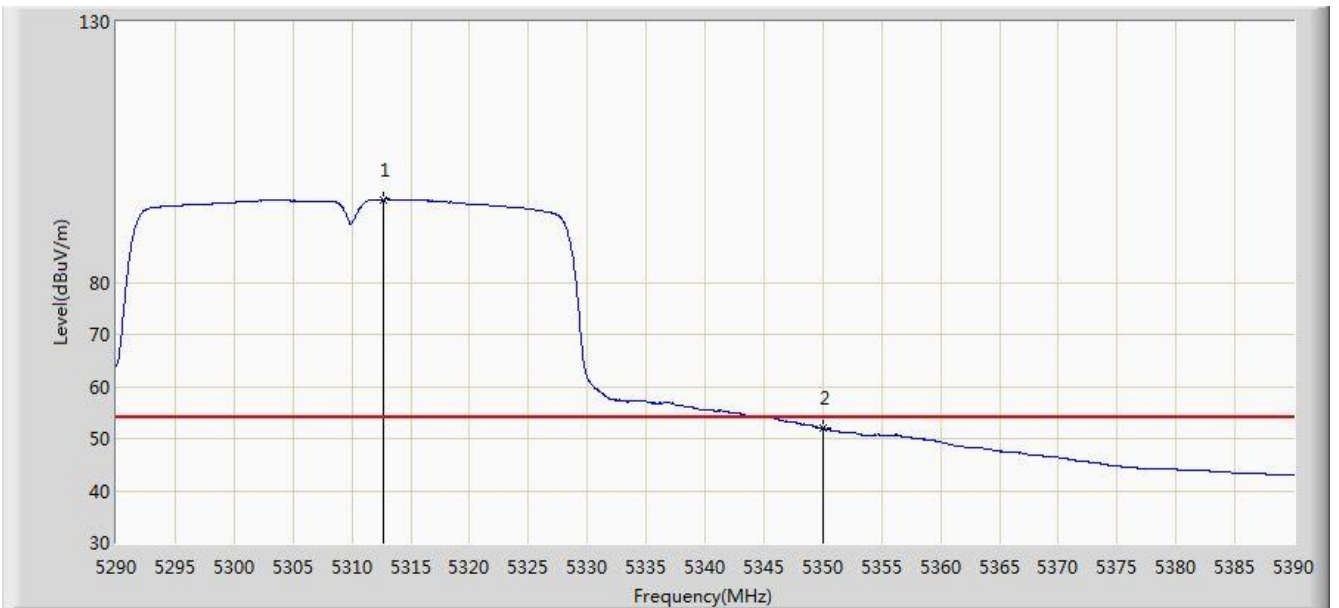


No	Flag	Mark	Frequency (MHz)	Measure Level (dBuV/m)	Reading Level (dBuV)	Over Limit (dB)	Limit (dBuV/m)	Factor (dB)	Type
1		*	5314.050	107.823	103.986	N/A	N/A	3.838	PK
2			5350.000	71.546	67.641	-2.454	74.000	3.904	PK

Note: Measure Level (dBuV/m) = Reading Level (dBuV) + Factor (dB)

Factor (dB) = Cable Loss (dB) + Antenna Factor (dB) (dB/m) - Pre_Amplifier Gain (dB)

Site: AC1	Time: 2017/07/29 - 08:10
Limit: FCC_Part15.209_RE(3m)	Engineer: Kevin Ker
Probe: BBHA9120D_1GHz_18GHz	Polarity: Vertical
EUT: AC220 Wi-Fi AP OD external antenna US	Power: DC 54V
Test Mode: Transmit by 802.11ac-VHT40 at channel 5310MHz Ant 1	

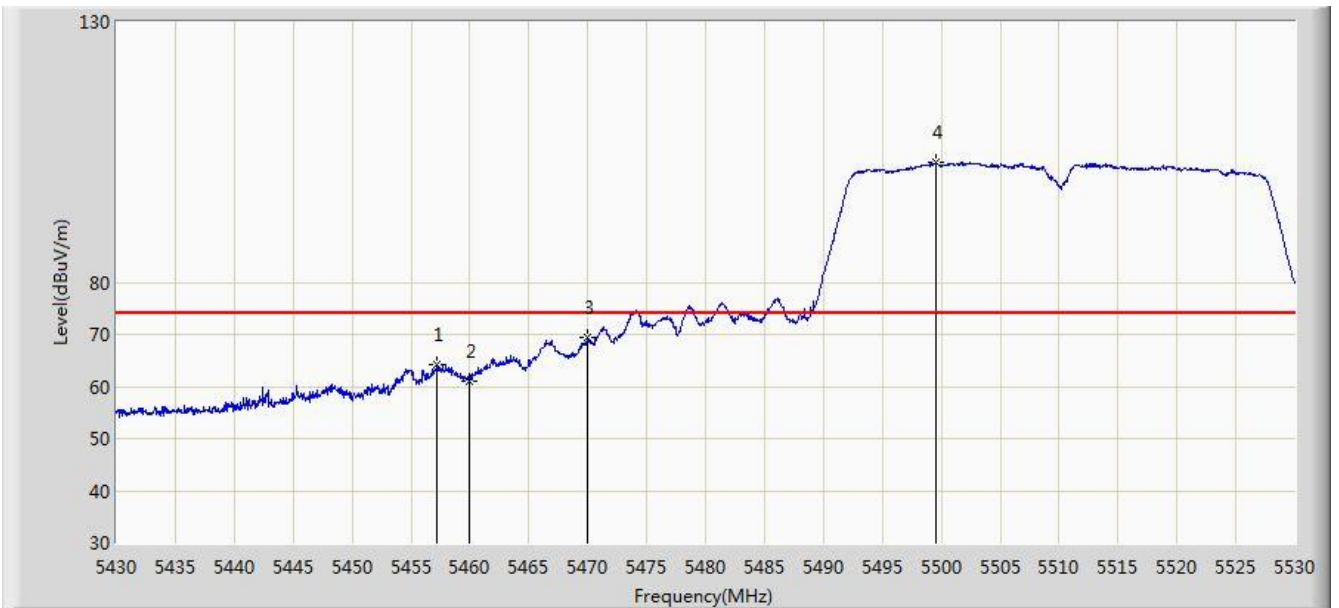


No	Flag	Mark	Frequency (MHz)	Measure Level (dBuV/m)	Reading Level (dBuV)	Over Limit (dB)	Limit (dBuV/m)	Factor (dB)	Type
1		*	5312.650	95.863	92.028	N/A	N/A	3.835	AV
2			5350.000	51.986	48.081	-2.014	54.000	3.904	AV

Note: Measure Level (dBuV/m) = Reading Level (dBuV) + Factor (dB)

Factor (dB) = Cable Loss (dB) + Antenna Factor (dB) (dB/m) - Pre_Amplifier Gain (dB)

Site: AC1	Time: 2017/07/29 - 10:23
Limit: FCC_Part15.209_RE(3m)	Engineer: Kevin Ker
Probe: BBHA9120D_1GHz_18GHz	Polarity: Horizontal
EUT: AC220 Wi-Fi AP OD external antenna US	Power: DC 54V
Test Mode: Transmit by 802.11ac-VHT40 at channel 5510MHz Ant 1	

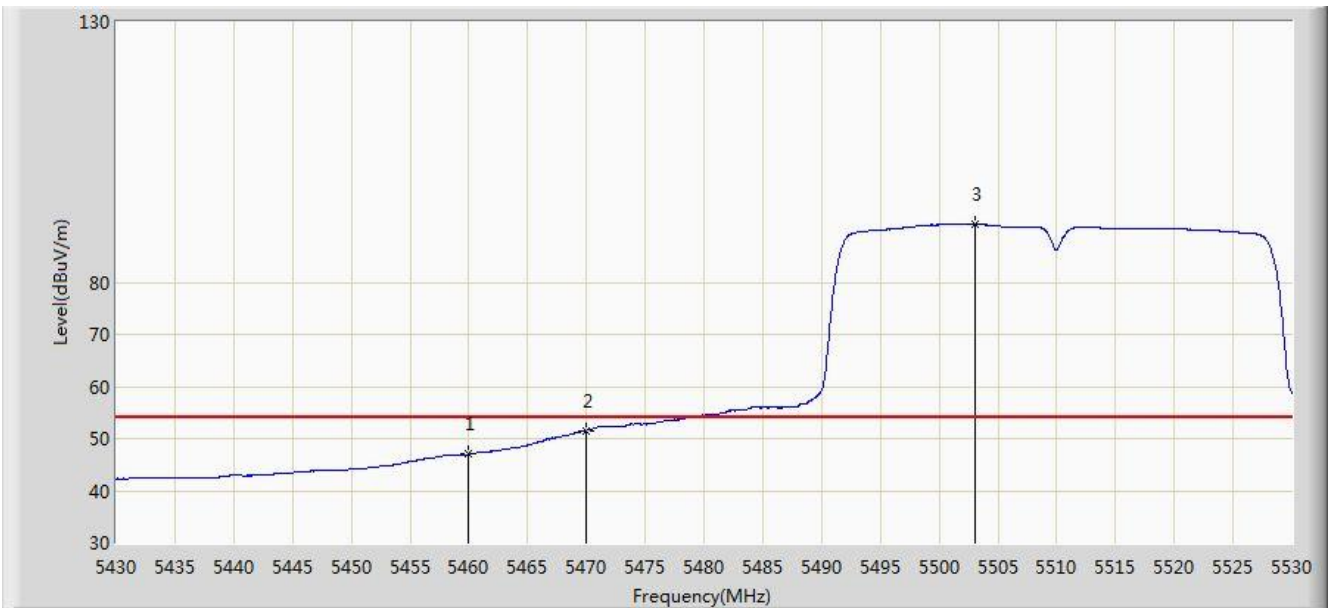


No	Flag	Mark	Frequency (MHz)	Measure Level (dBuV/m)	Reading Level (dBuV)	Over Limit (dB)	Limit (dBuV/m)	Factor (dB)	Type
1			5457.200	64.277	60.103	-9.723	74.000	4.174	PK
2			5460.000	61.135	56.955	-12.865	74.000	4.180	PK
3			5470.000	69.283	65.081	-4.717	74.000	4.202	PK
4		*	5499.600	102.957	98.686	N/A	N/A	4.271	PK

Note: Measure Level (dBuV/m) = Reading Level (dBuV) + Factor (dB)

Factor (dB) = Cable Loss (dB) + Antenna Factor (dB) (dB/m) - Pre_Amplifier Gain (dB)

Site: AC1	Time: 2017/07/29 - 10:26
Limit: FCC_Part15.209_RE(3m)	Engineer: Kevin Ker
Probe: BBHA9120D_1GHz_18GHz	Polarity: Horizontal
EUT: AC220 Wi-Fi AP OD external antenna US	Power: DC 54V
Test Mode: Transmit by 802.11ac-VHT40 at channel 5510MHz Ant 1	

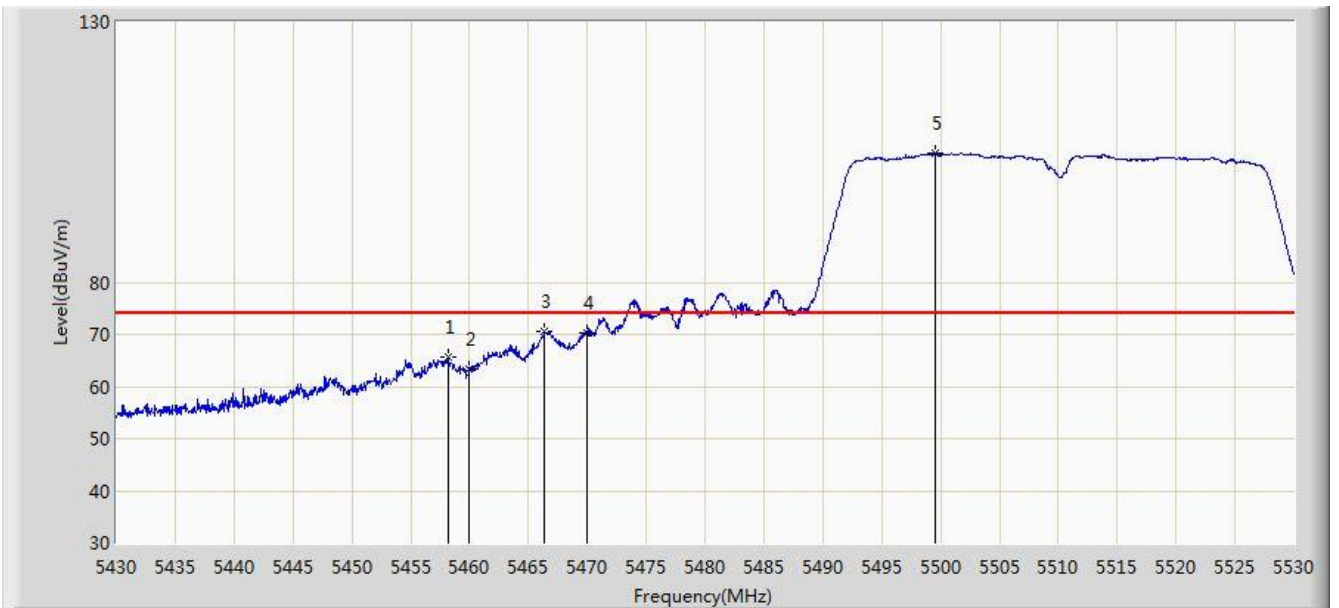


No	Flag	Mark	Frequency (MHz)	Measure Level (dBuV/m)	Reading Level (dBuV)	Over Limit (dB)	Limit (dBuV/m)	Factor (dB)	Type
1			5460.000	47.071	42.891	-6.929	54.000	4.180	AV
2			5470.000	51.579	47.377	-2.421	54.000	4.202	AV
3		*	5503.050	91.173	86.892	N/A	N/A	4.281	AV

Note: Measure Level (dBuV/m) = Reading Level (dBuV) + Factor (dB)

Factor (dB) = Cable Loss (dB) + Antenna Factor (dB) (dB/m) - Pre_Amplifier Gain (dB)

Site: AC1	Time: 2017/07/29 - 10:22
Limit: FCC_Part15.209_RE(3m)	Engineer: Kevin Ker
Probe: BBHA9120D_1GHz_18GHz	Polarity: Vertical
EUT: AC220 Wi-Fi AP OD external antenna US	Power: DC 54V
Test Mode: Transmit by 802.11ac-VHT40 at channel 5510MHz Ant 1	

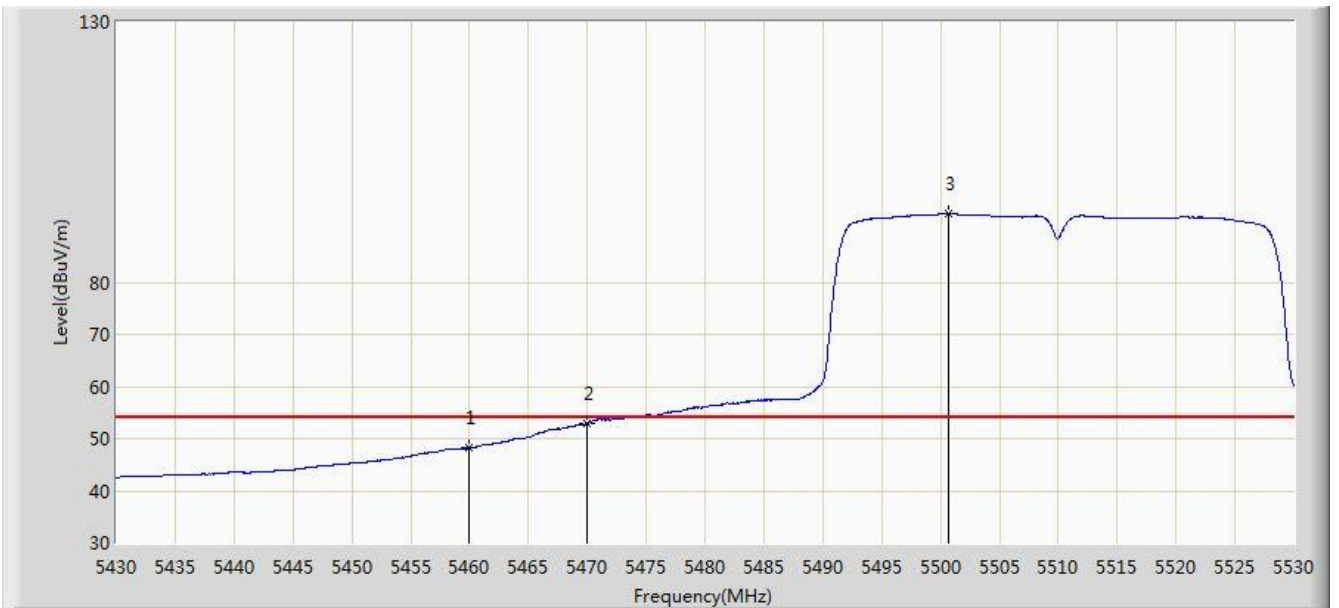


No	Flag	Mark	Frequency (MHz)	Measure Level (dBuV/m)	Reading Level (dBuV)	Over Limit (dB)	Limit (dBuV/m)	Factor (dB)	Type
1			5458.200	65.668	61.492	-8.332	74.000	4.176	PK
2			5460.000	63.250	59.070	-10.750	74.000	4.180	PK
3			5466.400	70.471	66.277	-3.529	74.000	4.194	PK
4			5470.000	70.178	65.976	-3.822	74.000	4.202	PK
5		*	5499.600	104.818	100.547	N/A	N/A	4.271	PK

Note: Measure Level (dBuV/m) = Reading Level (dBuV) + Factor (dB)

Factor (dB) = Cable Loss (dB) + Antenna Factor (dB) (dB/m) - Pre_Amplifier Gain (dB)

Site: AC1	Time: 2017/07/29 - 10:19
Limit: FCC_Part15.209_RE(3m)	Engineer: Kevin Ker
Probe: BBHA9120D_1GHz_18GHz	Polarity: Vertical
EUT: AC220 Wi-Fi AP OD external antenna US	Power: DC 54V
Test Mode: Transmit by 802.11ac-VHT40 at channel 5510MHz Ant 1	

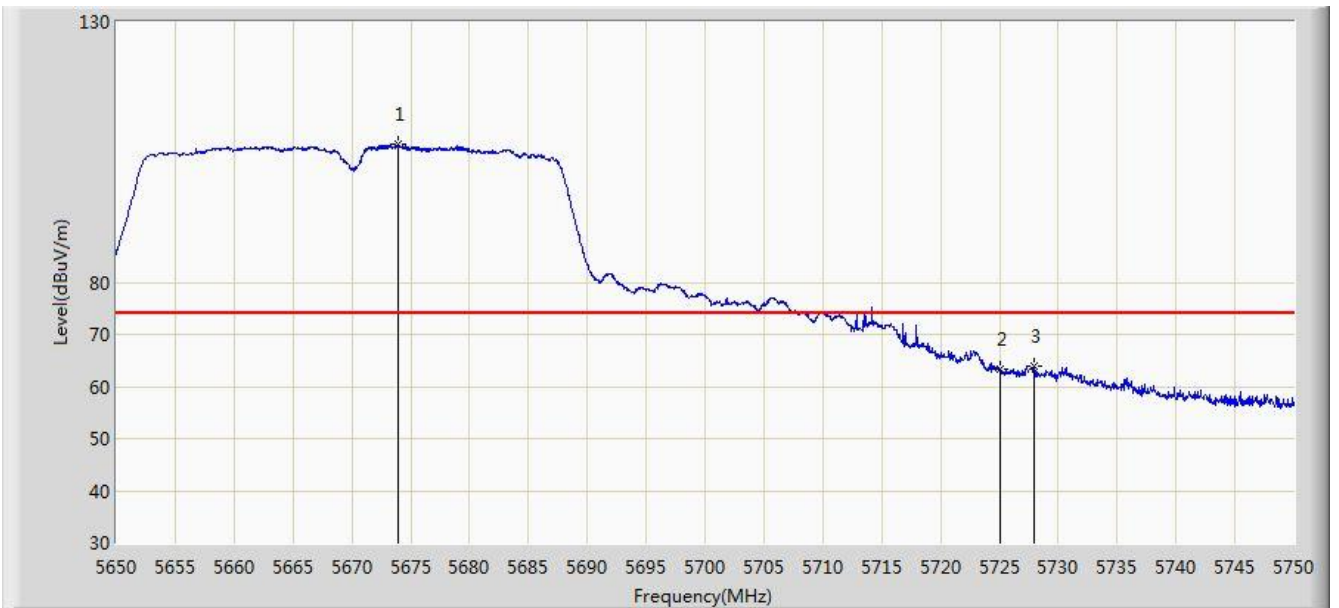


No	Flag	Mark	Frequency (MHz)	Measure Level (dBuV/m)	Reading Level (dBuV)	Over Limit (dB)	Limit (dBuV/m)	Factor (dB)	Type
1			5460.000	48.267	44.087	-5.733	54.000	4.180	AV
2			5470.000	52.982	48.780	-1.018	54.000	4.202	AV
3		*	5500.700	93.165	88.891	N/A	N/A	4.274	AV

Note: Measure Level (dBuV/m) = Reading Level (dBuV) + Factor (dB)

Factor (dB) = Cable Loss (dB) + Antenna Factor (dB) (dB/m) - Pre_Amplifier Gain (dB)

Site: AC1	Time: 2017/07/29 - 10:33
Limit: FCC_Part15.209_RE(3m)	Engineer: Kevin Ker
Probe: BBHA9120D_1GHz_18GHz	Polarity: Horizontal
EUT: AC220 Wi-Fi AP OD external antenna US	Power: DC 54V
Test Mode: Transmit by 802.11ac-VHT40 at channel 5670MHz Ant 1	

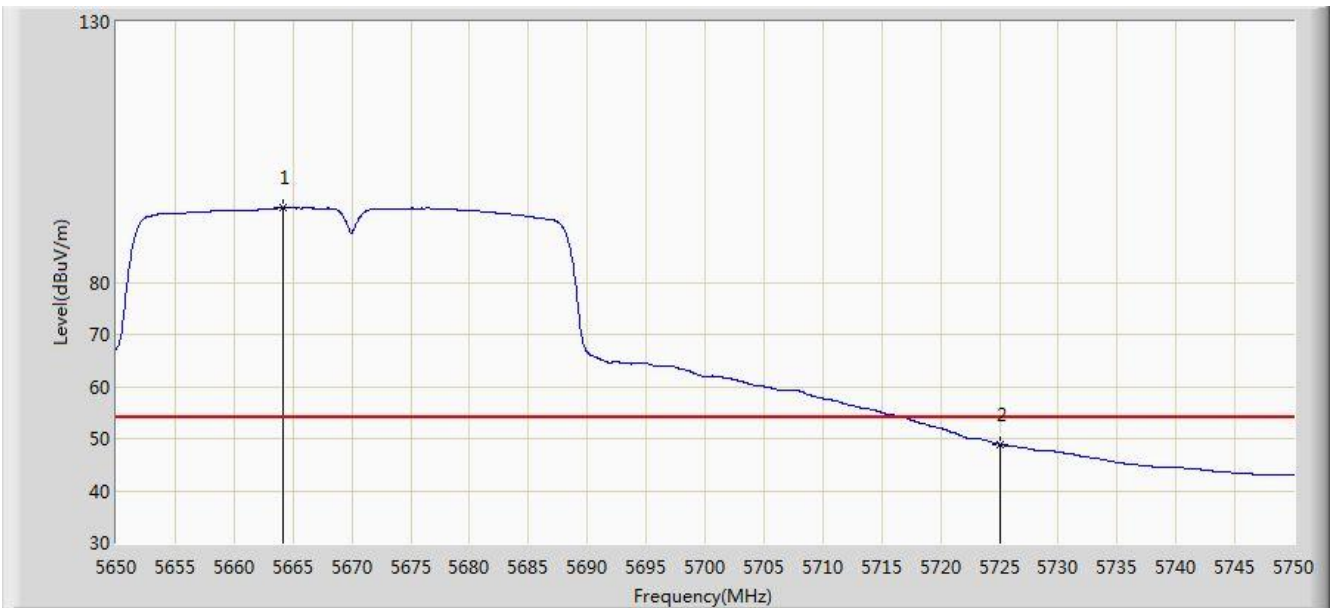


No	Flag	Mark	Frequency (MHz)	Measure Level (dBuV/m)	Reading Level (dBuV)	Over Limit (dB)	Limit (dBuV/m)	Factor (dB)	Type
1		*	5673.900	106.446	101.683	N/A	N/A	4.762	PK
2			5725.000	63.455	58.426	-10.545	74.000	5.029	PK
3			5728.000	63.780	58.732	-10.220	74.000	5.048	PK

Note: Measure Level (dBuV/m) = Reading Level (dBuV) + Factor (dB)

Factor (dB) = Cable Loss (dB) + Antenna Factor (dB) (dB/m) - Pre_Amplifier Gain (dB)

Site: AC1	Time: 2017/07/29 - 10:36
Limit: FCC_Part15.209_RE(3m)	Engineer: Kevin Ker
Probe: BBHA9120D_1GHz_18GHz	Polarity: Horizontal
EUT: AC220 Wi-Fi AP OD external antenna US	Power: DC 54V
Test Mode: Transmit by 802.11ac-VHT40 at channel 5670MHz Ant 1	

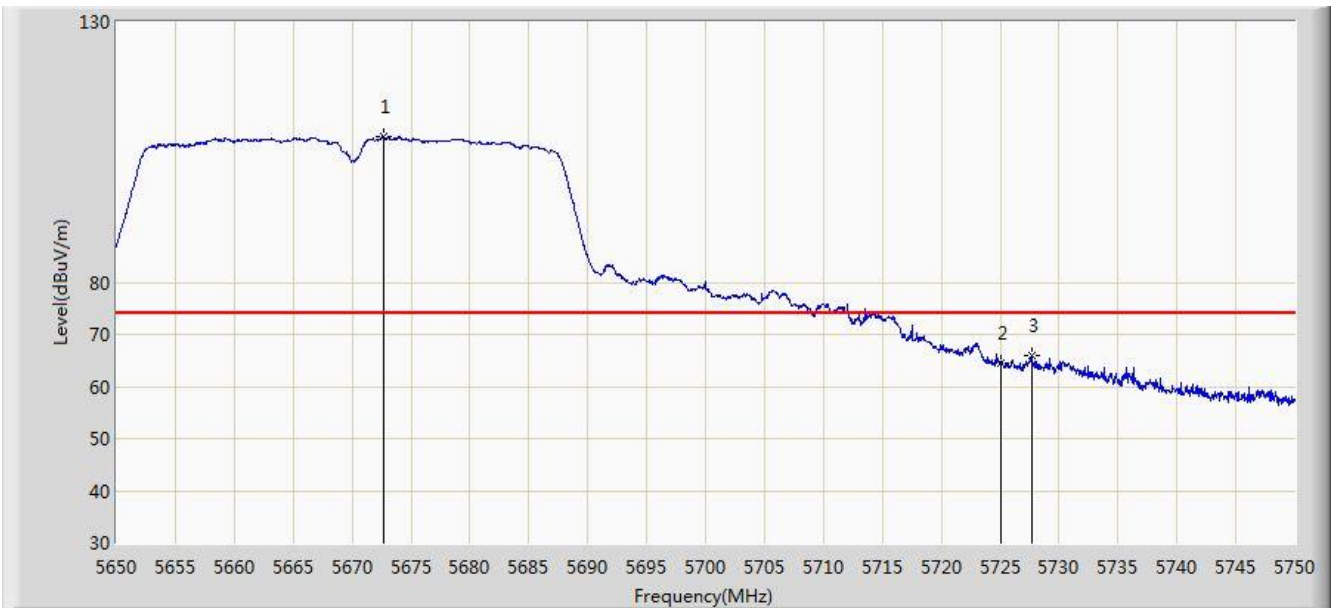


No	Flag	Mark	Frequency (MHz)	Measure Level (dBuV/m)	Reading Level (dBuV)	Over Limit (dB)	Limit (dBuV/m)	Factor (dB)	Type
1		*	5664.100	94.262	89.539	N/A	N/A	4.724	AV
2			5725.000	48.927	43.898	-5.073	54.000	5.029	AV

Note: Measure Level (dBuV/m) = Reading Level (dBuV) + Factor (dB)

Factor (dB) = Cable Loss (dB) + Antenna Factor (dB) (dB/m) - Pre_Amplifier Gain (dB)

Site: AC1	Time: 2017/07/29 - 10:28
Limit: FCC_Part15.209_RE(3m)	Engineer: Kevin Ker
Probe: BBHA9120D_1GHz_18GHz	Polarity: Vertical
EUT: AC220 Wi-Fi AP OD external antenna US	Power: DC 54V
Test Mode: Transmit by 802.11ac-VHT40 at channel 5670MHz Ant 1	

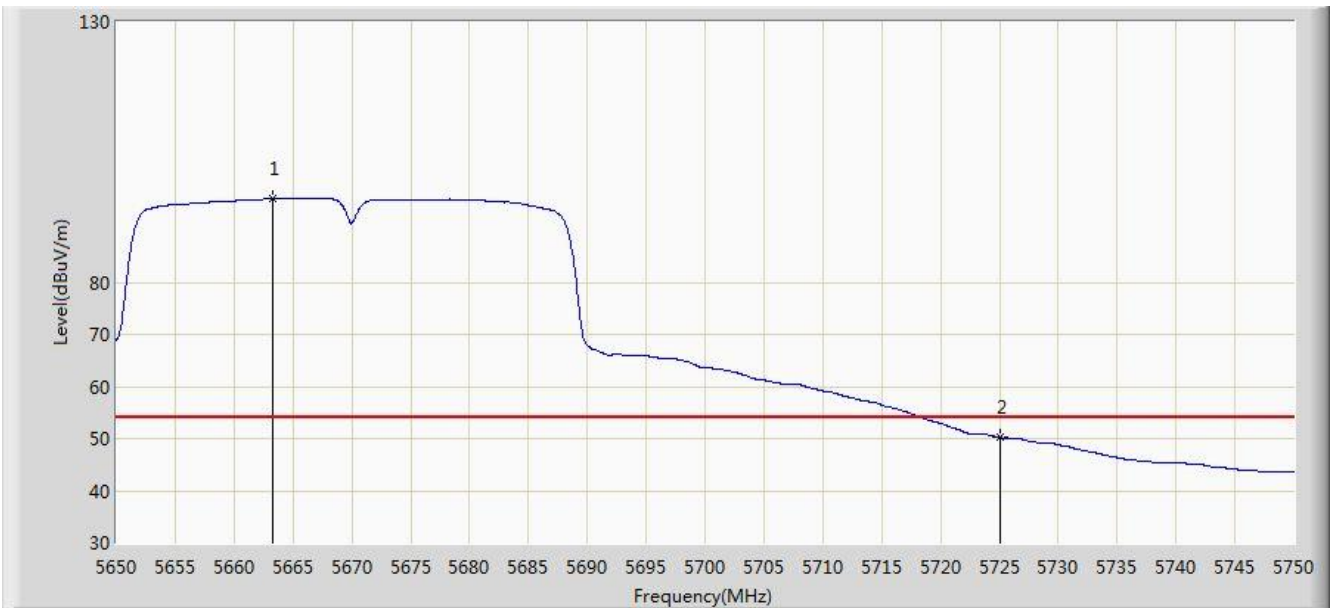


No	Flag	Mark	Frequency (MHz)	Measure Level (dBuV/m)	Reading Level (dBuV)	Over Limit (dB)	Limit (dBuV/m)	Factor (dB)	Type
1		*	5672.650	107.885	103.127	N/A	N/A	4.757	PK
2			5725.000	64.490	59.461	-9.510	74.000	5.029	PK
3			5727.650	65.981	60.935	-8.019	74.000	5.046	PK

Note: Measure Level (dBuV/m) = Reading Level (dBuV) + Factor (dB)

Factor (dB) = Cable Loss (dB) + Antenna Factor (dB) (dB/m) - Pre_Amplifier Gain (dB)

Site: AC1	Time: 2017/07/29 - 10:32
Limit: FCC_Part15.209_RE(3m)	Engineer: Kevin Ker
Probe: BBHA9120D_1GHz_18GHz	Polarity: Vertical
EUT: AC220 Wi-Fi AP OD external antenna US	Power: DC 54V
Test Mode: Transmit by 802.11ac-VHT40 at channel 5670MHz Ant 1	

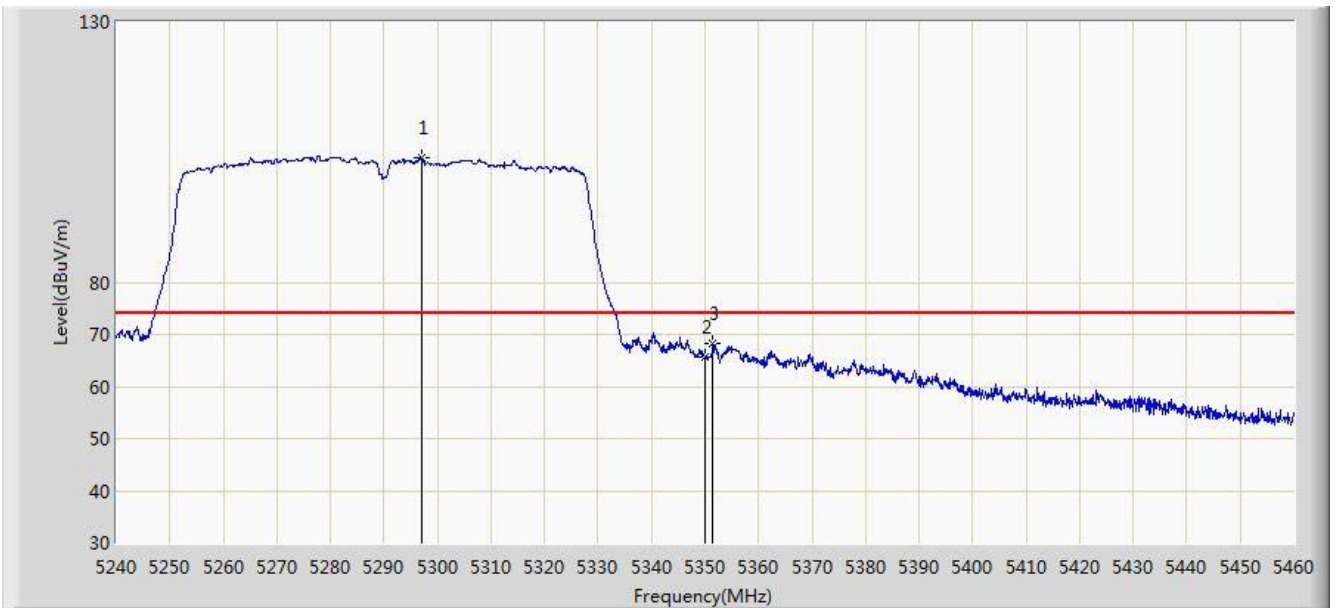


No	Flag	Mark	Frequency (MHz)	Measure Level (dBuV/m)	Reading Level (dBuV)	Over Limit (dB)	Limit (dBuV/m)	Factor (dB)	Type
1		*	5663.300	96.138	91.418	N/A	N/A	4.719	AV
2			5725.000	50.195	45.166	-3.805	54.000	5.029	AV

Note: Measure Level (dBuV/m) = Reading Level (dBuV) + Factor (dB)

Factor (dB) = Cable Loss (dB) + Antenna Factor (dB) (dB/m) - Pre_Amplifier Gain (dB)

Site: AC1	Time: 2017/07/29 - 11:48
Limit: FCC_Part15.209_RE(3m)	Engineer: Kevin Ker
Probe: BBHA9120D_1GHz_18GHz	Polarity: Horizontal
EUT: AC220 Wi-Fi AP OD external antenna US	Power: DC 54V
Test Mode: Transmit by 802.11ac-VHT80 at channel 5290MHz Ant 1	

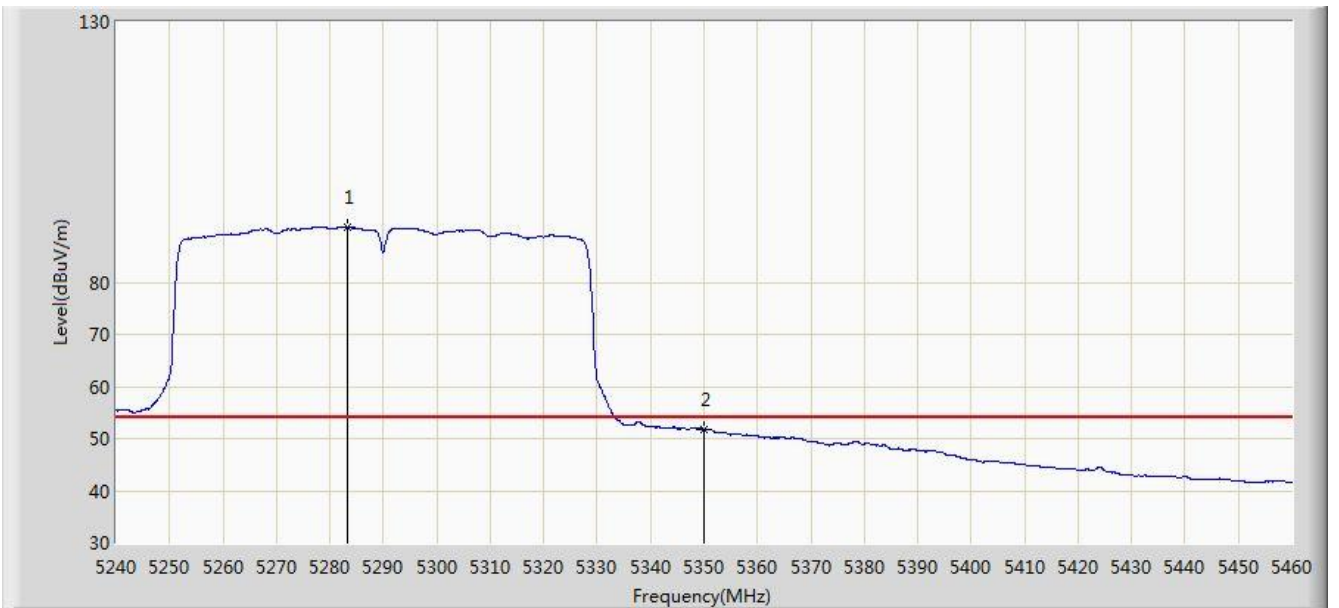


No	Flag	Mark	Frequency (MHz)	Measure Level (dBuV/m)	Reading Level (dBuV)	Over Limit (dB)	Limit (dBuV/m)	Factor (dB)	Type
1		*	5296.980	103.788	99.973	N/A	N/A	3.815	PK
2			5350.000	65.559	61.654	-8.441	74.000	3.904	PK
3			5351.430	68.363	64.456	-5.637	74.000	3.908	PK

Note: Measure Level (dBuV/m) = Reading Level (dBuV) + Factor (dB)

Factor (dB) = Cable Loss (dB) + Antenna Factor (dB) (dB/m) - Pre_Amplifier Gain (dB)

Site: AC1	Time: 2017/07/29 - 11:52
Limit: FCC_Part15.209_RE(3m)	Engineer: Kevin Ker
Probe: BBHA9120D_1GHz_18GHz	Polarity: Horizontal
EUT: AC220 Wi-Fi AP OD external antenna US	Power: DC 54V
Test Mode: Transmit by 802.11ac-VHT80 at channel 5290MHz Ant 1	

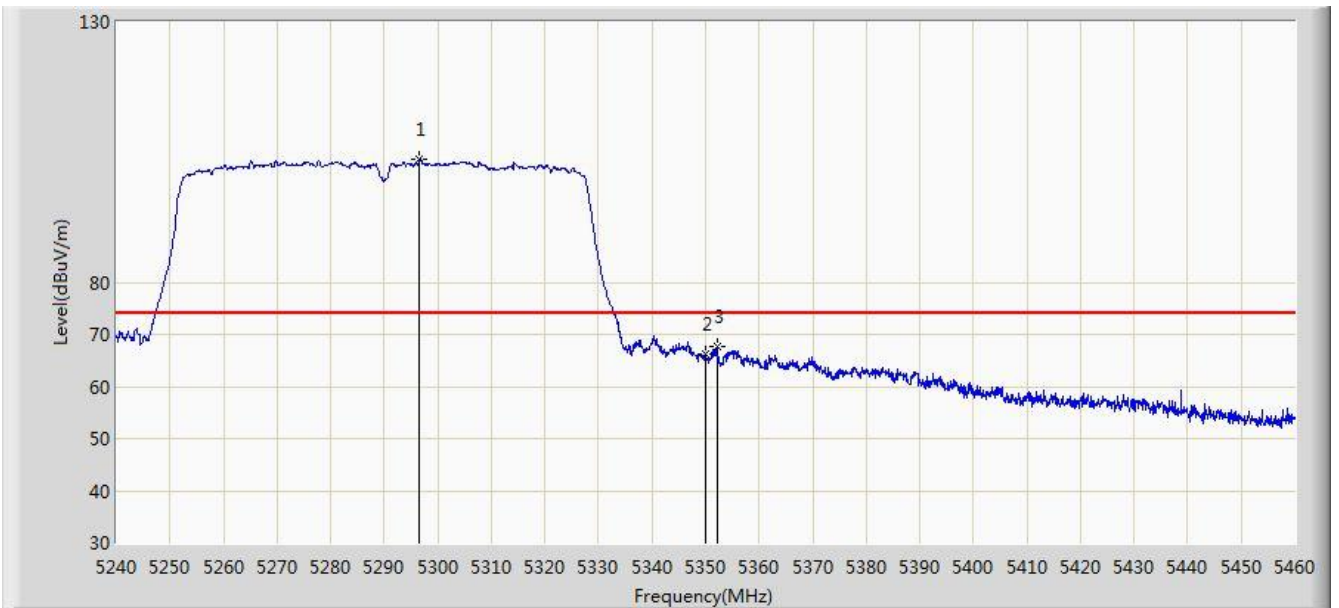


No	Flag	Mark	Frequency (MHz)	Measure Level (dBuV/m)	Reading Level (dBuV)	Over Limit (dB)	Limit (dBuV/m)	Factor (dB)	Type
1		*	5283.340	90.716	86.892	N/A	N/A	3.825	AV
2			5350.000	51.783	47.878	-2.217	54.000	3.904	AV

Note: Measure Level (dBuV/m) = Reading Level (dBuV) + Factor (dB)

Factor (dB) = Cable Loss (dB) + Antenna Factor (dB) (dB/m) - Pre_Amplifier Gain (dB)

Site: AC1	Time: 2017/07/29 - 11:44
Limit: FCC_Part15.209_RE(3m)	Engineer: Kevin Ker
Probe: BBHA9120D_1GHz_18GHz	Polarity: Vertical
EUT: AC220 Wi-Fi AP OD external antenna US	Power: DC 54V
Test Mode: Transmit by 802.11ac-VHT80 at channel 5290MHz Ant 1	

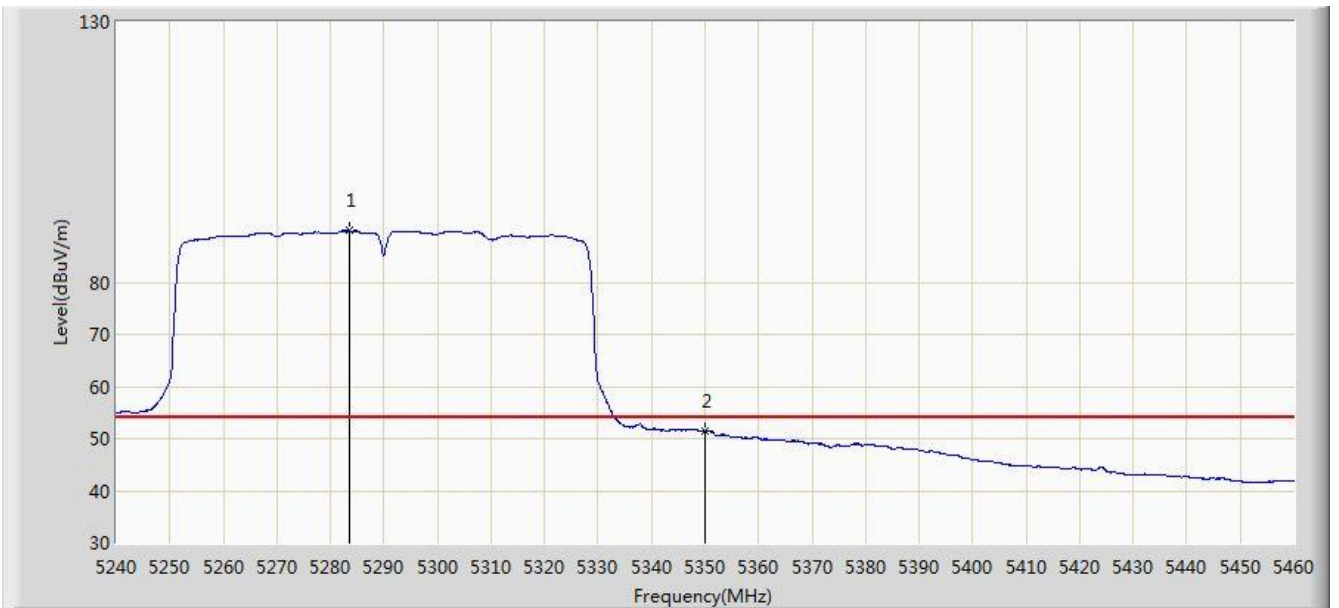


No	Flag	Mark	Frequency (MHz)	Measure Level (dBuV/m)	Reading Level (dBuV)	Over Limit (dB)	Limit (dBuV/m)	Factor (dB)	Type
1		*	5296.650	103.703	99.887	N/A	N/A	3.815	PK
2			5350.000	66.206	62.301	-7.794	74.000	3.904	PK
3			5352.090	67.640	63.731	-6.360	74.000	3.908	PK

Note: Measure Level (dBuV/m) = Reading Level (dBuV) + Factor (dB)

Factor (dB) = Cable Loss (dB) + Antenna Factor (dB) (dB/m) - Pre_Amplifier Gain (dB)

Site: AC1	Time: 2017/07/29 - 11:43
Limit: FCC_Part15.209_RE(3m)	Engineer: Kevin Ker
Probe: BBHA9120D_1GHz_18GHz	Polarity: Vertical
EUT: AC220 Wi-Fi AP OD external antenna US	Power: DC 54V
Test Mode: Transmit by 802.11ac-VHT80 at channel 5290MHz Ant 1	

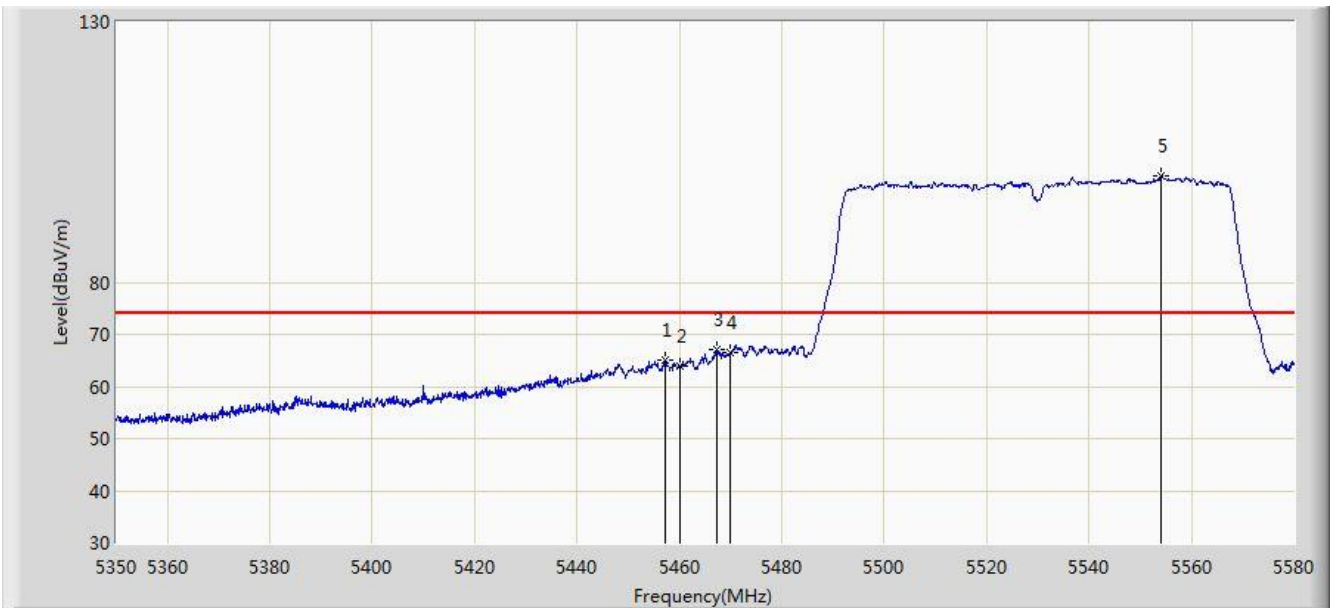


No	Flag	Mark	Frequency (MHz)	Measure Level (dBuV/m)	Reading Level (dBuV)	Over Limit (dB)	Limit (dBuV/m)	Factor (dB)	Type
1		*	5283.670	89.889	86.065	N/A	N/A	3.824	AV
2			5350.000	51.559	47.654	-2.441	54.000	3.904	AV

Note: Measure Level (dBuV/m) = Reading Level (dBuV) + Factor (dB)

Factor (dB) = Cable Loss (dB) + Antenna Factor (dB) (dB/m) - Pre_Amplifier Gain (dB)

Site: AC1	Time: 2017/07/29 - 13:12
Limit: FCC_Part15.209_RE(3m)	Engineer: Kevin Ker
Probe: BBHA9120D_1GHz_18GHz	Polarity: Horizontal
EUT: AC220 Wi-Fi AP OD external antenna US	Power: DC 54V
Test Mode: Transmit by 802.11ac-VHT80 at channel 5530MHz Ant 1	

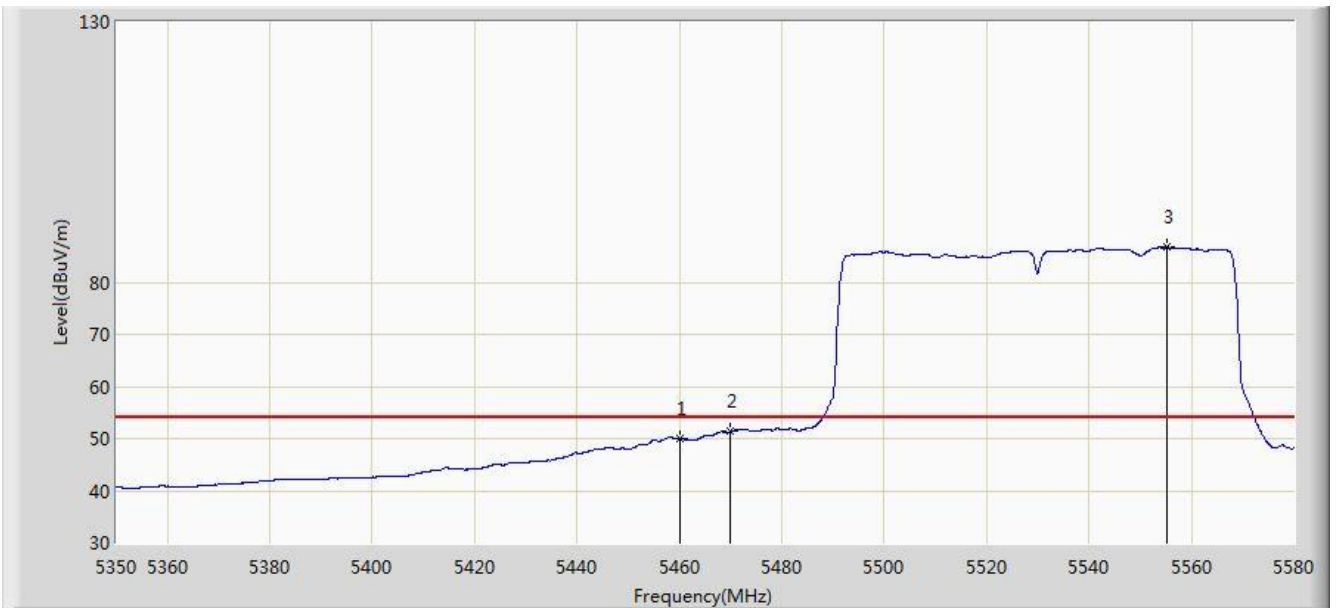


No	Flag	Mark	Frequency (MHz)	Measure Level (dBuV/m)	Reading Level (dBuV)	Over Limit (dB)	Limit (dBuV/m)	Factor (dB)	Type
1			5457.180	65.132	60.958	-8.868	74.000	4.174	PK
2			5460.000	63.857	59.677	-10.143	74.000	4.180	PK
3			5467.185	67.126	62.930	-6.874	74.000	4.196	PK
4			5470.000	66.553	62.351	-7.447	74.000	4.202	PK
5		*	5554.125	100.426	95.997	N/A	N/A	4.429	PK

Note: Measure Level (dBuV/m) = Reading Level (dBuV) + Factor (dB)

Factor (dB) = Cable Loss (dB) + Antenna Factor (dB) (dB/m) - Pre_Amplifier Gain (dB)

Site: AC1	Time: 2017/07/29 - 13:16
Limit: FCC_Part15.209_RE(3m)	Engineer: Kevin Ker
Probe: BBHA9120D_1GHz_18GHz	Polarity: Horizontal
EUT: AC220 Wi-Fi AP OD external antenna US	Power: DC 54V
Test Mode: Transmit by 802.11ac-VHT80 at channel 5530MHz Ant 1	

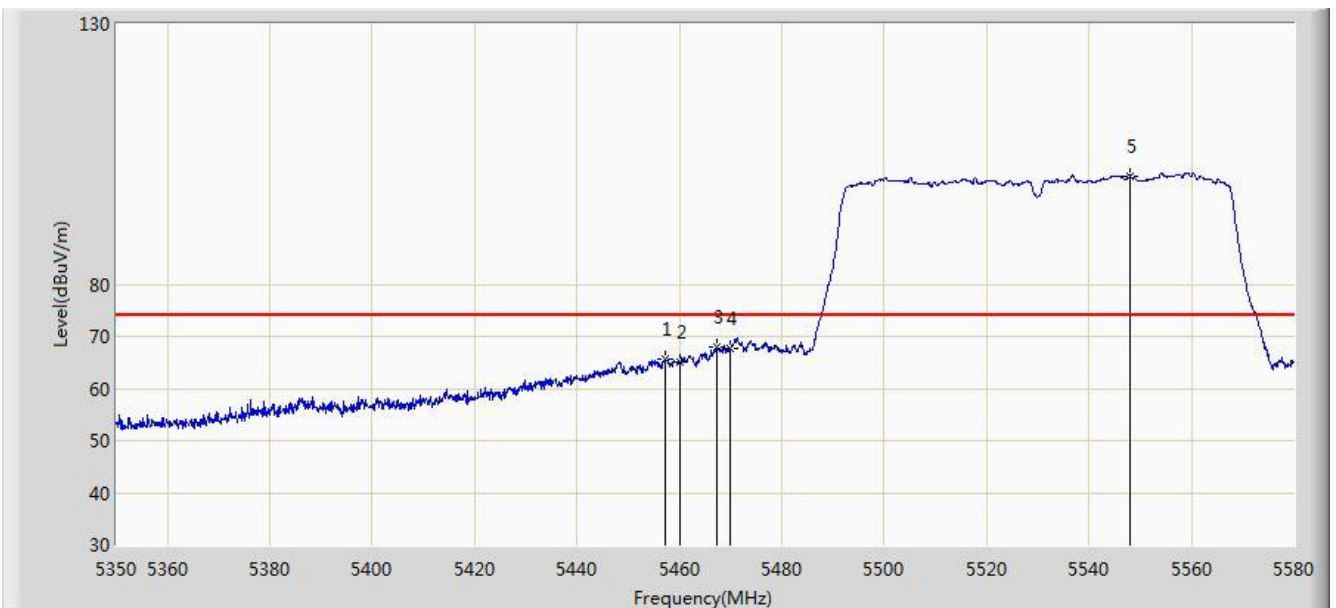


No	Flag	Mark	Frequency (MHz)	Measure Level (dBuV/m)	Reading Level (dBuV)	Over Limit (dB)	Limit (dBuV/m)	Factor (dB)	Type
1			5460.000	49.985	45.805	-4.015	54.000	4.180	AV
2			5470.000	51.343	47.141	-2.657	54.000	4.202	AV
3		*	5555.160	86.742	82.310	N/A	N/A	4.432	AV

Note: Measure Level (dBuV/m) = Reading Level (dBuV) + Factor (dB)

Factor (dB) = Cable Loss (dB) + Antenna Factor (dB) (dB/m) - Pre_Amplifier Gain (dB)

Site: AC1	Time: 2017/07/29 - 13:11
Limit: FCC_Part15.209_RE(3m)	Engineer: Kevin Ker
Probe: BBHA9120D_1GHz_18GHz	Polarity: Vertical
EUT: AC220 Wi-Fi AP OD external antenna US	Power: DC 54V
Test Mode: Transmit by 802.11ac-VHT80 at channel 5530MHz Ant 1	

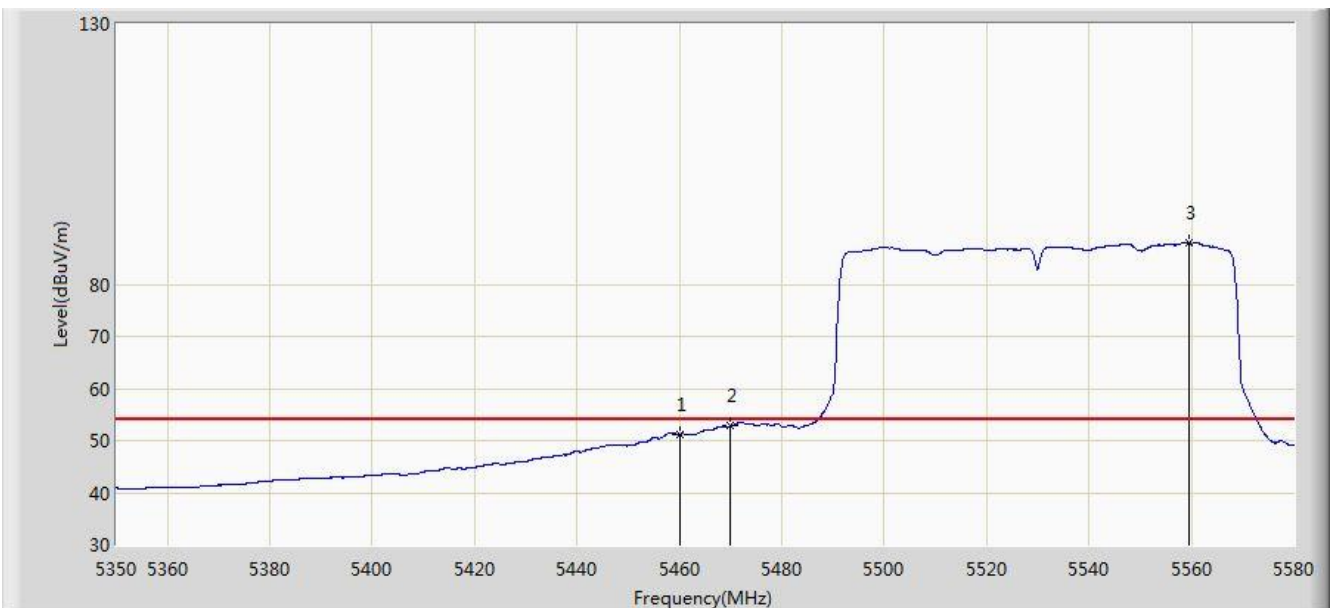


No	Flag	Mark	Frequency (MHz)	Measure Level (dBuV/m)	Reading Level (dBuV)	Over Limit (dB)	Limit (dBuV/m)	Factor (dB)	Type
1			5457.295	65.574	61.399	-8.426	74.000	4.175	PK
2			5460.000	64.970	60.790	-9.030	74.000	4.180	PK
3			5467.185	67.934	63.738	-6.066	74.000	4.196	PK
4			5470.000	67.656	63.454	-6.344	74.000	4.202	PK
5		*	5548.030	100.721	96.309	N/A	N/A	4.412	PK

Note: Measure Level (dBuV/m) = Reading Level (dBuV) + Factor (dB)

Factor (dB) = Cable Loss (dB) + Antenna Factor (dB) (dB/m) - Pre_Amplifier Gain (dB)

Site: AC1	Time: 2017/07/29 - 13:10
Limit: FCC_Part15.209_RE(3m)	Engineer: Kevin Ker
Probe: BBHA9120D_1GHz_18GHz	Polarity: Vertical
EUT: AC220 Wi-Fi AP OD external antenna US	Power: DC 54V
Test Mode: Transmit by 802.11ac-VHT80 at channel 5530MHz Ant 1	

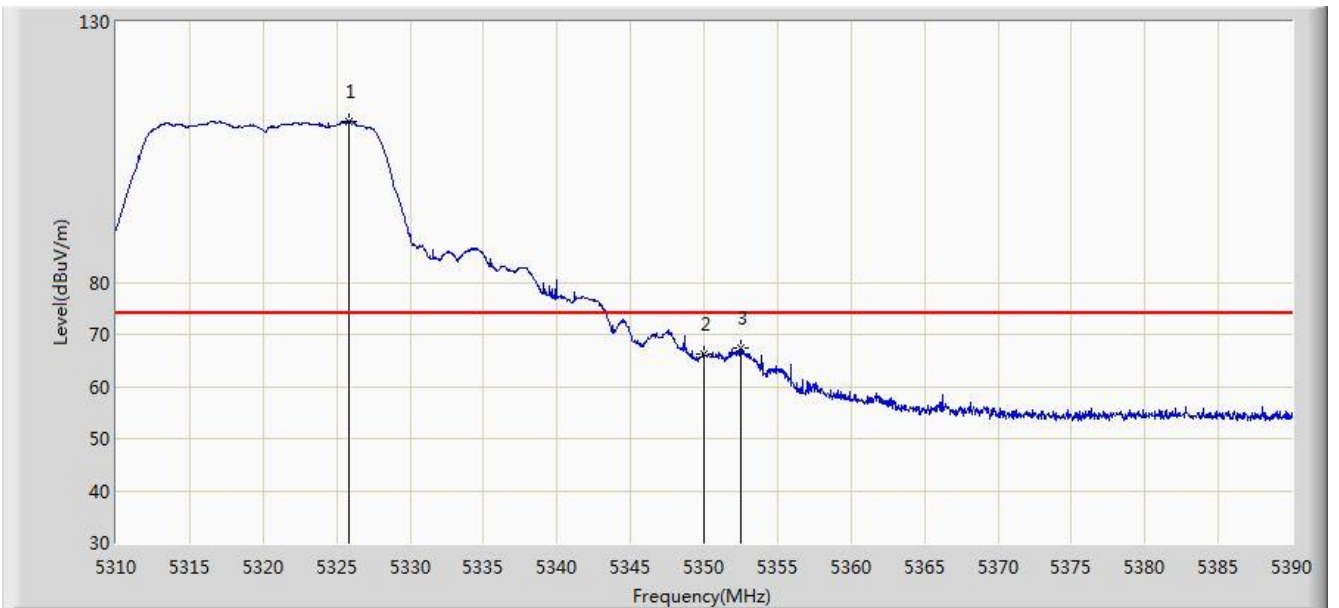


No	Flag	Mark	Frequency (MHz)	Measure Level (dBuV/m)	Reading Level (dBuV)	Over Limit (dB)	Limit (dBuV/m)	Factor (dB)	Type
1			5460.000	51.293	47.113	-2.707	54.000	4.180	AV
2			5470.000	52.848	48.646	-1.152	54.000	4.202	AV
3		*	5559.530	87.951	83.510	N/A	N/A	4.441	AV

Note: Measure Level (dBuV/m) = Reading Level (dBuV) + Factor (dB)

Factor (dB) = Cable Loss (dB) + Antenna Factor (dB) (dB/m) - Pre_Amplifier Gain (dB)

Site: AC1	Time: 2017/07/29 - 14:05
Limit: FCC_Part15.209_RE(3m)	Engineer: Kevin Ker
Probe: BBHA9120D_1GHz_18GHz	Polarity: Horizontal
EUT: AC220 Wi-Fi AP OD external antenna US	Power: DC 54V
Test Mode: Transmit by 802.11a at channel 5320MHz Ant 2	

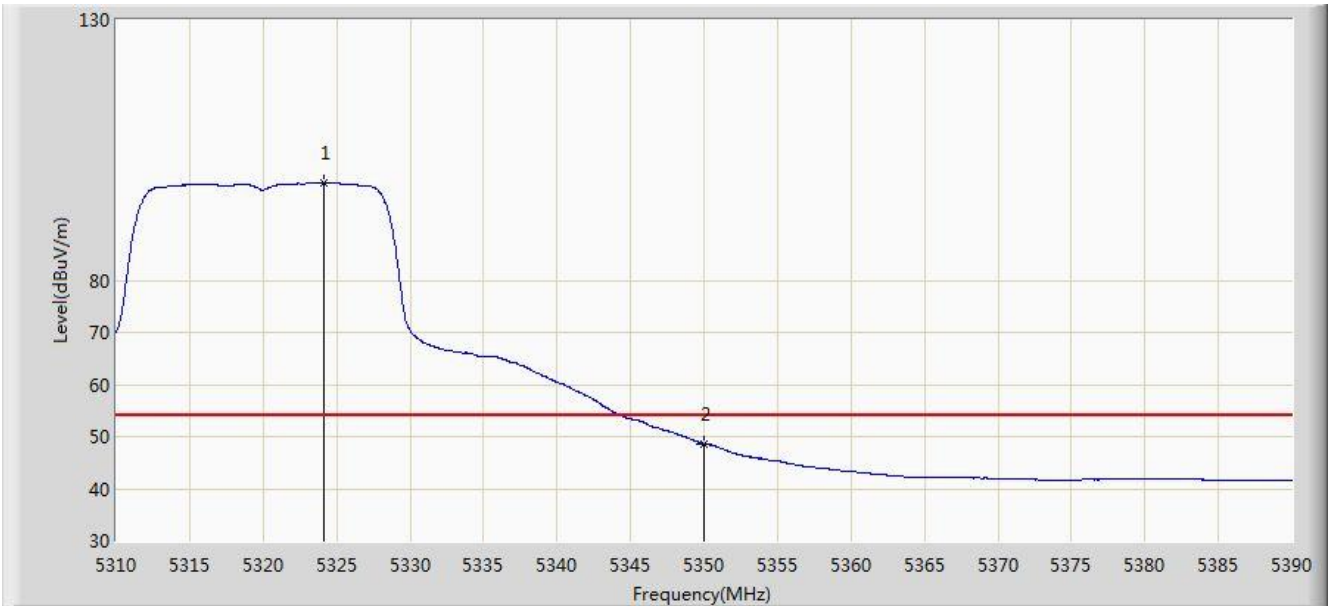


No	Flag	Mark	Frequency (MHz)	Measure Level (dBuV/m)	Reading Level (dBuV)	Over Limit (dB)	Limit (dBuV/m)	Factor (dB)	Type
1		*	5325.880	110.880	107.020	N/A	N/A	3.859	PK
2			5350.000	66.173	62.268	-7.827	74.000	3.904	PK
3			5352.480	67.298	63.389	-6.702	74.000	3.909	PK

Note: Measure Level (dBuV/m) = Reading Level (dBuV) + Factor (dB)

Factor (dB) = Cable Loss (dB) + Antenna Factor (dB) (dB/m) - Pre_Amplifier Gain (dB)

Site: AC1	Time: 2017/07/29 - 14:08
Limit: FCC_Part15.209_RE(3m)	Engineer: Kevin Ker
Probe: BBHA9120D_1GHz_18GHz	Polarity: Horizontal
EUT: AC220 Wi-Fi AP OD external antenna US	Power: DC 54V
Test Mode: Transmit by 802.11a at channel 5320MHz Ant 2	

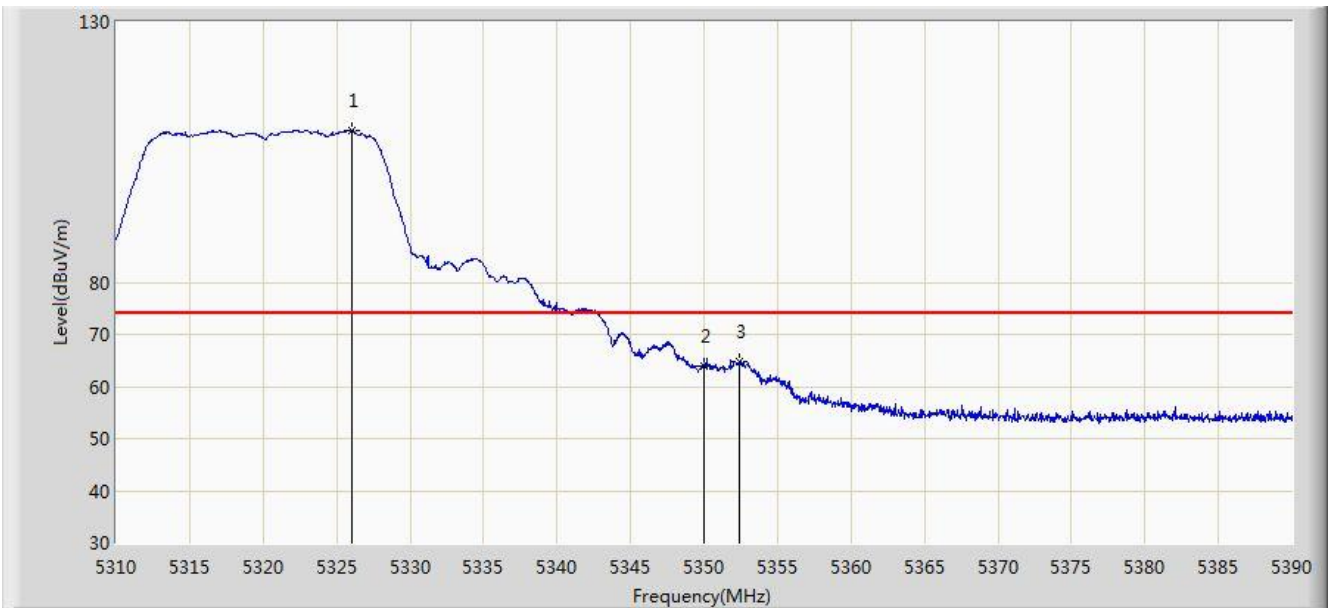


No	Flag	Mark	Frequency (MHz)	Measure Level (dBuV/m)	Reading Level (dBuV)	Over Limit (dB)	Limit (dBuV/m)	Factor (dB)	Type
1		*	5324.160	98.668	94.812	N/A	N/A	3.857	AV
2			5350.000	48.557	44.652	-5.443	54.000	3.904	AV

Note: Measure Level (dBuV/m) = Reading Level (dBuV) + Factor (dB)

Factor (dB) = Cable Loss (dB) + Antenna Factor (dB) (dB/m) - Pre_Amplifier Gain (dB)

Site: AC1	Time: 2017/07/29 - 14:01
Limit: FCC_Part15.209_RE(3m)	Engineer: Kevin Ker
Probe: BBHA9120D_1GHz_18GHz	Polarity: Vertical
EUT: AC220 Wi-Fi AP OD external antenna US	Power: DC 54V
Test Mode: Transmit by 802.11a at channel 5320MHz Ant 2	

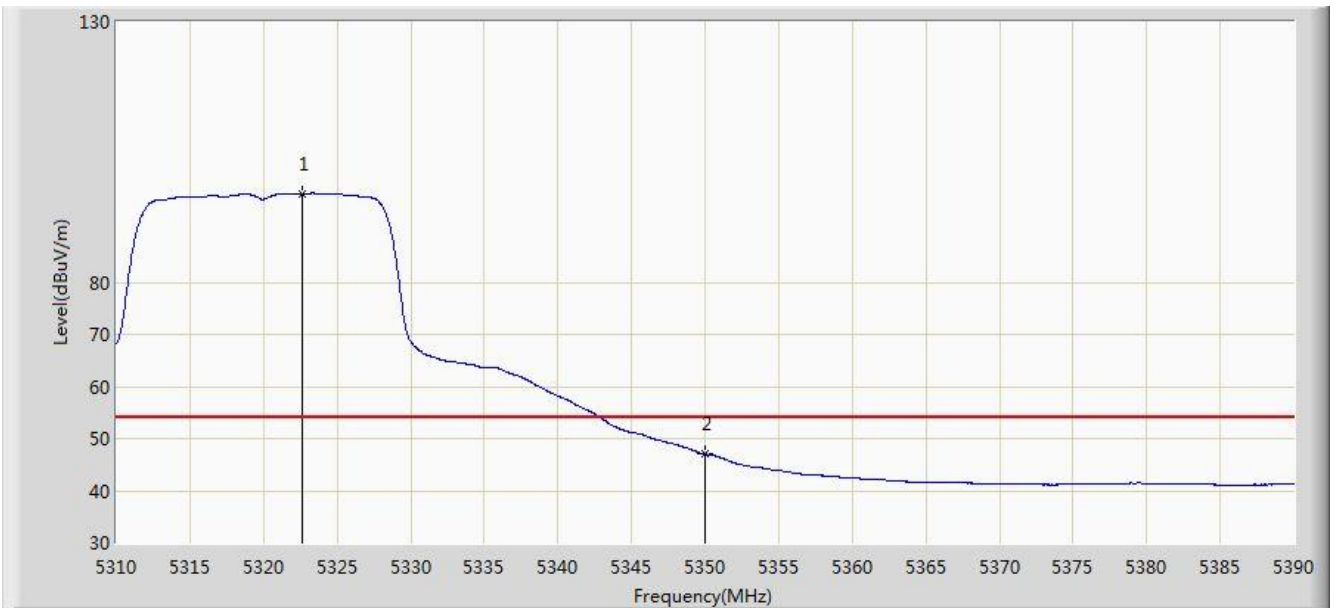


No	Flag	Mark	Frequency (MHz)	Measure Level (dBuV/m)	Reading Level (dBuV)	Over Limit (dB)	Limit (dBuV/m)	Factor (dB)	Type
1		*	5326.000	109.197	105.337	N/A	N/A	3.860	PK
2			5350.000	63.920	60.015	-10.080	74.000	3.904	PK
3			5352.400	64.773	60.864	-9.227	74.000	3.909	PK

Note: Measure Level (dBuV/m) = Reading Level (dBuV) + Factor (dB)

Factor (dB) = Cable Loss (dB) + Antenna Factor (dB) (dB/m) - Pre_Amplifier Gain (dB)

Site: AC1	Time: 2017/07/29 - 14:04
Limit: FCC_Part15.209_RE(3m)	Engineer: Kevin Ker
Probe: BBHA9120D_1GHz_18GHz	Polarity: Vertical
EUT: AC220 Wi-Fi AP OD external antenna US	Power: DC 54V
Test Mode: Transmit by 802.11a at channel 5320MHz Ant 2	

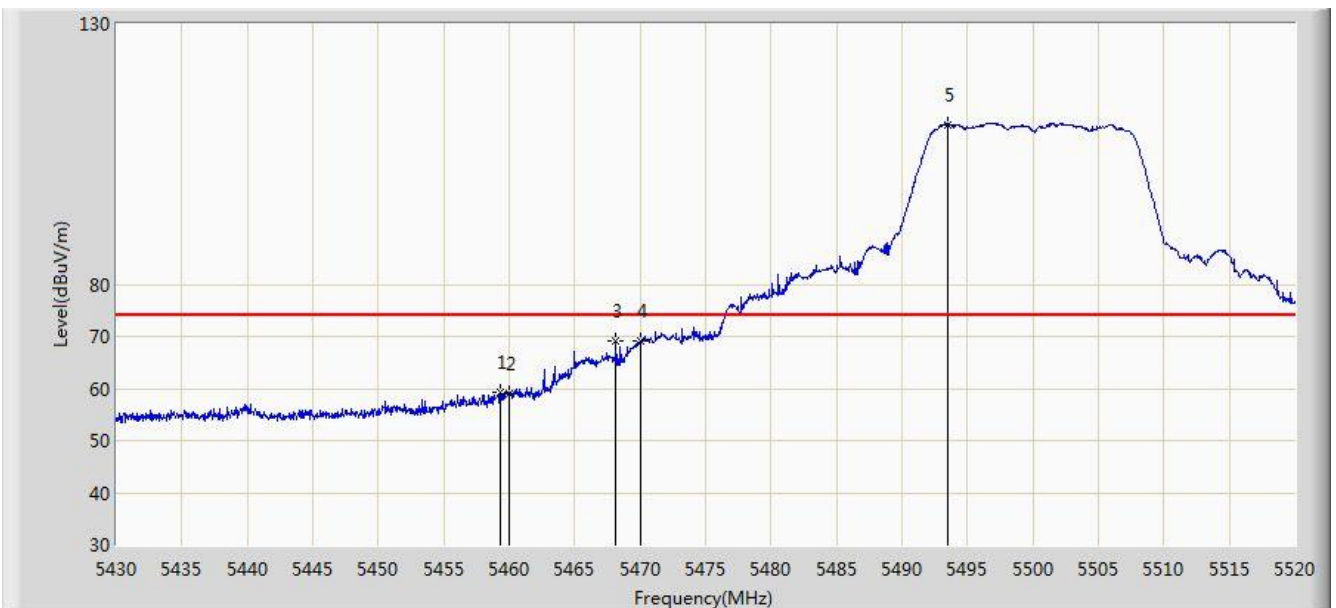


No	Flag	Mark	Frequency (MHz)	Measure Level (dBuV/m)	Reading Level (dBuV)	Over Limit (dB)	Limit (dBuV/m)	Factor (dB)	Type
1		*	5322.640	97.078	93.224	N/A	N/A	3.853	AV
2			5350.000	47.038	43.133	-6.962	54.000	3.904	AV

Note: Measure Level (dBuV/m) = Reading Level (dBuV) + Factor (dB)

Factor (dB) = Cable Loss (dB) + Antenna Factor (dB) (dB/m) - Pre_Amplifier Gain (dB)

Site: AC1	Time: 2017/07/29 - 14:14
Limit: FCC_Part15.209_RE(3m)	Engineer: Kevin Ker
Probe: BBHA9120D_1GHz_18GHz	Polarity: Horizontal
EUT: AC220 Wi-Fi AP OD external antenna US	Power: DC 54V
Test Mode: Transmit by 802.11a at channel 5500MHz Ant 2	

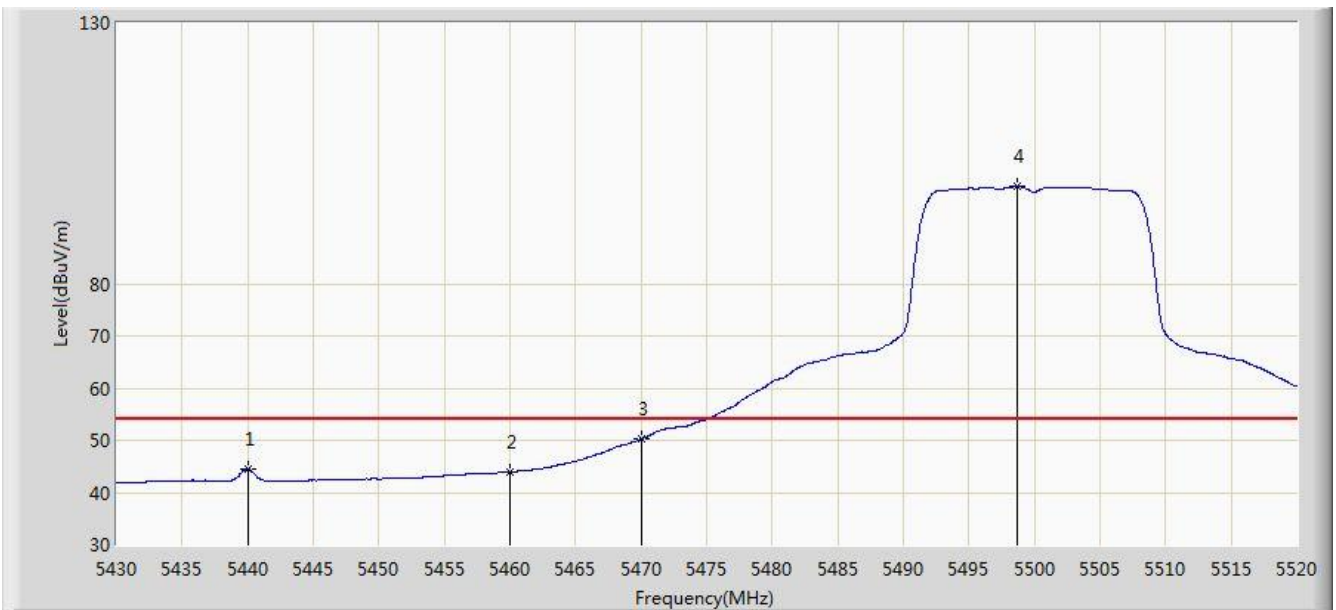


No	Flag	Mark	Frequency (MHz)	Measure Level (dBuV/m)	Reading Level (dBuV)	Over Limit (dB)	Limit (dBuV/m)	Factor (dB)	Type
1			5459.340	59.246	55.067	-14.754	74.000	4.178	PK
2			5460.000	59.042	54.862	-14.958	74.000	4.180	PK
3			5468.160	69.086	64.888	-4.914	74.000	4.198	PK
4			5470.000	69.083	64.881	-4.917	74.000	4.202	PK
5		*	5493.495	110.665	106.409	N/A	N/A	4.255	PK

Note: Measure Level (dBuV/m) = Reading Level (dBuV) + Factor (dB)

Factor (dB) = Cable Loss (dB) + Antenna Factor (dB) (dB/m) - Pre_Amplifier Gain (dB)

Site: AC1	Time: 2017/07/29 - 14:16
Limit: FCC_Part15.209_RE(3m)	Engineer: Kevin Ker
Probe: BBHA9120D_1GHz_18GHz	Polarity: Horizontal
EUT: AC220 Wi-Fi AP OD external antenna US	Power: DC 54V
Test Mode: Transmit by 802.11a at channel 5500MHz Ant 2	

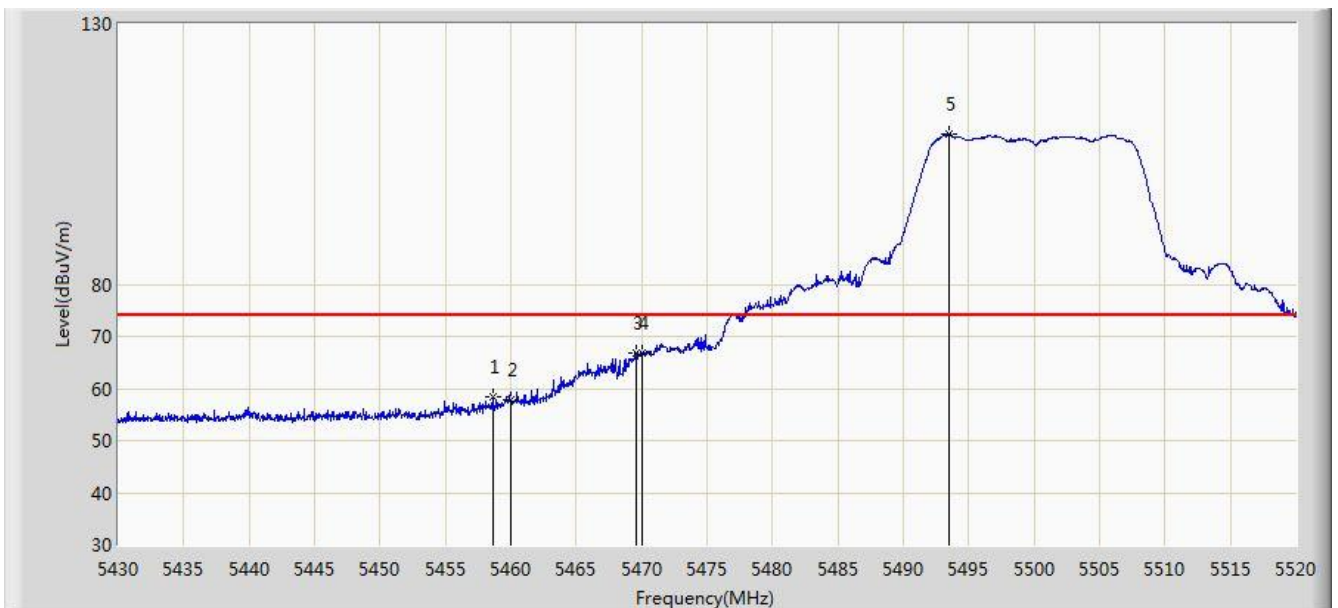


No	Flag	Mark	Frequency (MHz)	Measure Level (dBuV/m)	Reading Level (dBuV)	Over Limit (dB)	Limit (dBuV/m)	Factor (dB)	Type
1			5440.035	44.510	40.385	-9.490	54.000	4.124	AV
2			5460.000	43.956	39.776	-10.044	54.000	4.180	AV
3			5470.000	50.227	46.025	-3.773	54.000	4.202	AV
4		*	5498.670	98.619	94.351	N/A	N/A	4.268	AV

Note: Measure Level (dBuV/m) = Reading Level (dBuV) + Factor (dB)

Factor (dB) = Cable Loss (dB) + Antenna Factor (dB) (dB/m) - Pre_Amplifier Gain (dB)

Site: AC1	Time: 2017/07/29 - 14:10
Limit: FCC_Part15.209_RE(3m)	Engineer: Kevin Ker
Probe: BBHA9120D_1GHz_18GHz	Polarity: Vertical
EUT: AC220 Wi-Fi AP OD external antenna US	Power: DC 54V
Test Mode: Transmit by 802.11a at channel 5500MHz Ant 2	

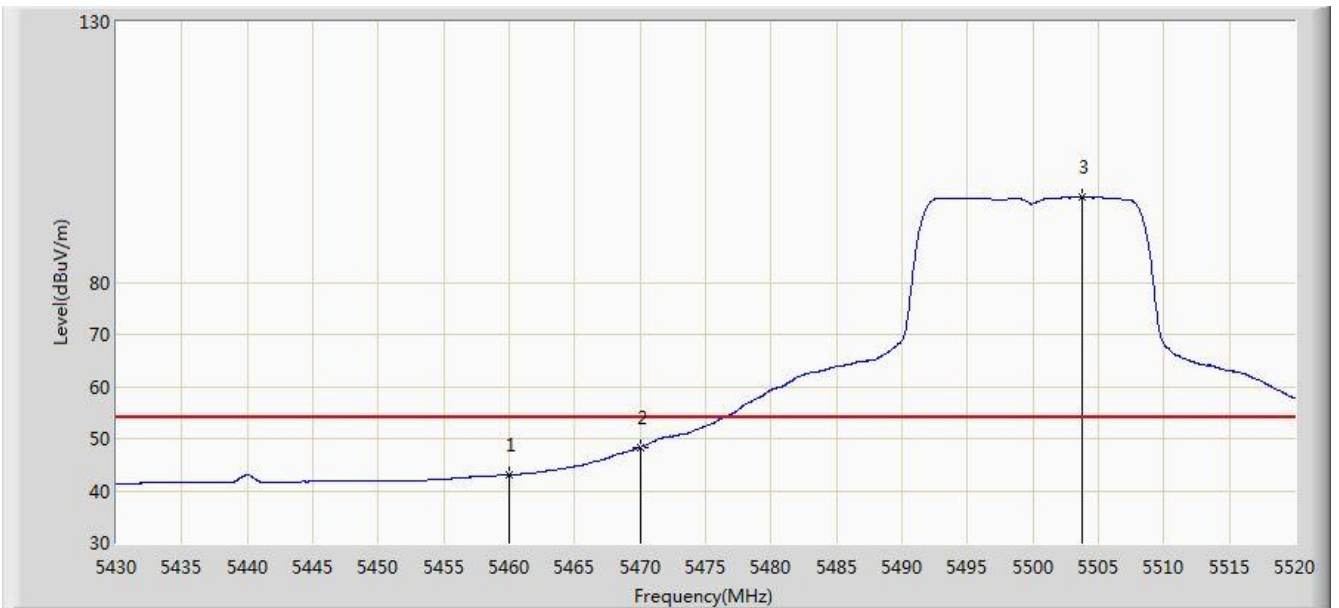


No	Flag	Mark	Frequency (MHz)	Measure Level (dBuV/m)	Reading Level (dBuV)	Over Limit (dB)	Limit (dBuV/m)	Factor (dB)	Type
1			5458.620	58.302	54.125	-15.698	74.000	4.178	PK
2			5460.000	57.713	53.533	-16.287	74.000	4.180	PK
3			5469.600	66.811	62.610	-7.189	74.000	4.202	PK
4			5470.000	66.793	62.591	-7.207	74.000	4.202	PK
5		*	5493.495	108.756	104.500	N/A	N/A	4.255	PK

Note: Measure Level (dBuV/m) = Reading Level (dBuV) + Factor (dB)

Factor (dB) = Cable Loss (dB) + Antenna Factor (dB) (dB/m) - Pre_Amplifier Gain (dB)

Site: AC1	Time: 2017/07/29 - 14:13
Limit: FCC_Part15.209_RE(3m)	Engineer: Kevin Ker
Probe: BBHA9120D_1GHz_18GHz	Polarity: Vertical
EUT: AC220 Wi-Fi AP OD external antenna US	Power: DC 54V
Test Mode: Transmit by 802.11a at channel 5500MHz Ant 2	

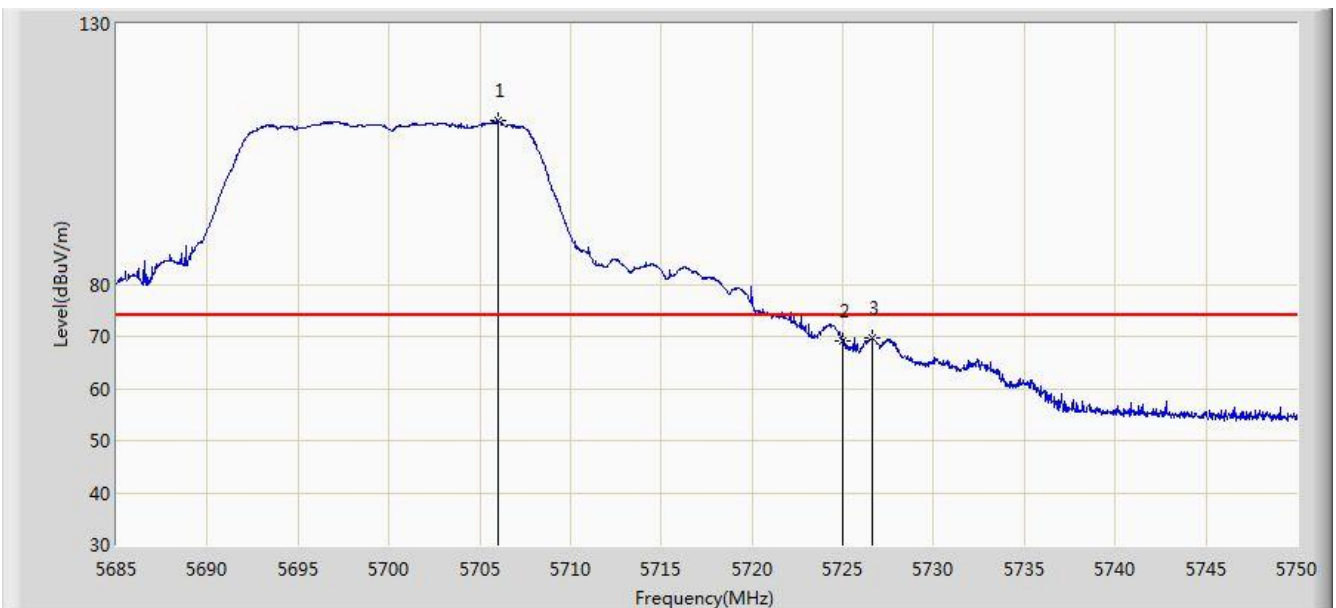


No	Flag	Mark	Frequency (MHz)	Measure Level (dBuV/m)	Reading Level (dBuV)	Over Limit (dB)	Limit (dBuV/m)	Factor (dB)	Type
1			5460.000	43.078	38.898	-10.922	54.000	4.180	AV
2			5470.000	48.369	44.167	-5.631	54.000	4.202	AV
3		*	5503.710	96.359	92.076	N/A	N/A	4.283	AV

Note: Measure Level (dBuV/m) = Reading Level (dBuV) + Factor (dB)

Factor (dB) = Cable Loss (dB) + Antenna Factor (dB) (dB/m) - Pre_Amplifier Gain (dB)

Site: AC1	Time: 2017/07/29 - 14:24
Limit: FCC_Part15.209_RE(3m)	Engineer: Kevin Ker
Probe: BBHA9120D_1GHz_18GHz	Polarity: Horizontal
EUT: AC220 Wi-Fi AP OD external antenna US	Power: DC 54V
Test Mode: Transmit by 802.11a at channel 5700MHz Ant 2	

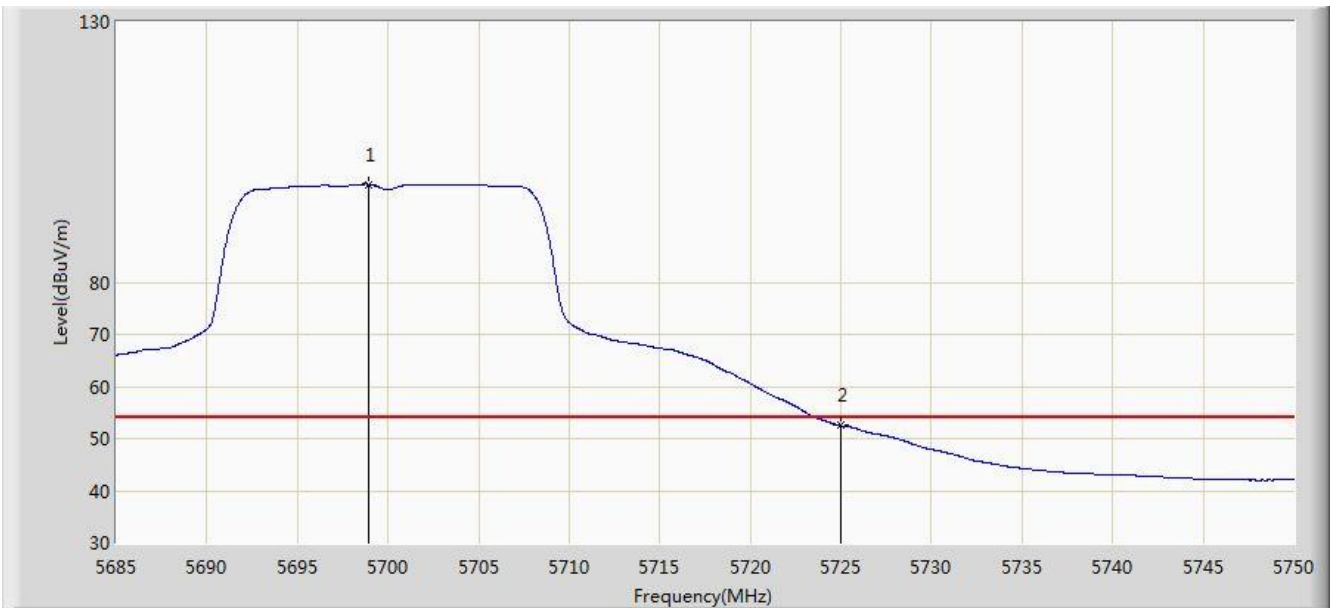


No	Flag	Mark	Frequency (MHz)	Measure Level (dBuV/m)	Reading Level (dBuV)	Over Limit (dB)	Limit (dBuV/m)	Factor (dB)	Type
1		*	5705.995	111.324	106.414	N/A	N/A	4.910	PK
2			5725.000	69.073	64.044	-4.927	74.000	5.029	PK
3			5726.632	69.668	64.629	-4.332	74.000	5.039	PK

Note: Measure Level (dBuV/m) = Reading Level (dBuV) + Factor (dB)

Factor (dB) = Cable Loss (dB) + Antenna Factor (dB) (dB/m) - Pre_Amplifier Gain (dB)

Site: AC1	Time: 2017/07/29 - 14:27
Limit: FCC_Part15.209_RE(3m)	Engineer: Kevin Ker
Probe: BBHA9120D_1GHz_18GHz	Polarity: Horizontal
EUT: AC220 Wi-Fi AP OD external antenna US	Power: DC 54V
Test Mode: Transmit by 802.11a at channel 5700MHz Ant 2	

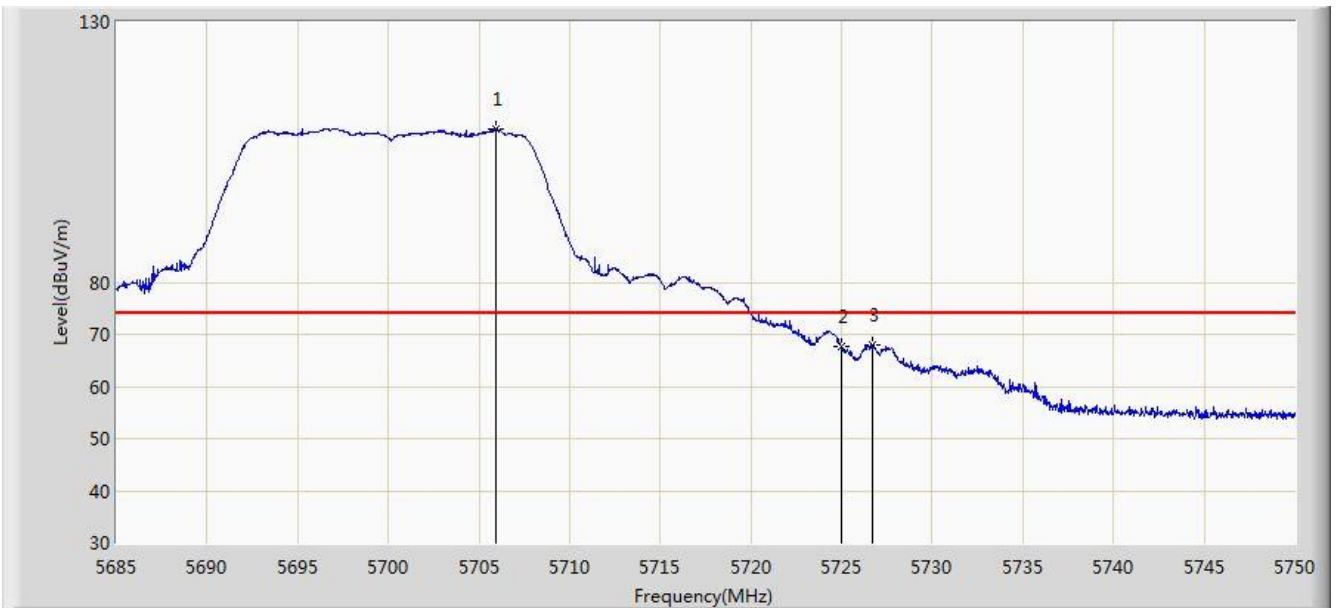


No	Flag	Mark	Frequency (MHz)	Measure Level (dBuV/m)	Reading Level (dBuV)	Over Limit (dB)	Limit (dBuV/m)	Factor (dB)	Type
1		*	5698.910	98.804	93.932	N/A	N/A	4.872	AV
2			5725.000	52.479	47.450	-1.521	54.000	5.029	AV

Note: Measure Level (dBuV/m) = Reading Level (dBuV) + Factor (dB)

Factor (dB) = Cable Loss (dB) + Antenna Factor (dB) (dB/m) - Pre_Amplifier Gain (dB)

Site: AC1	Time: 2017/07/29 - 14:20
Limit: FCC_Part15.209_RE(3m)	Engineer: Kevin Ker
Probe: BBHA9120D_1GHz_18GHz	Polarity: Vertical
EUT: AC220 Wi-Fi AP OD external antenna US	Power: DC 54V
Test Mode: Transmit by 802.11a at channel 5700MHz Ant 2	

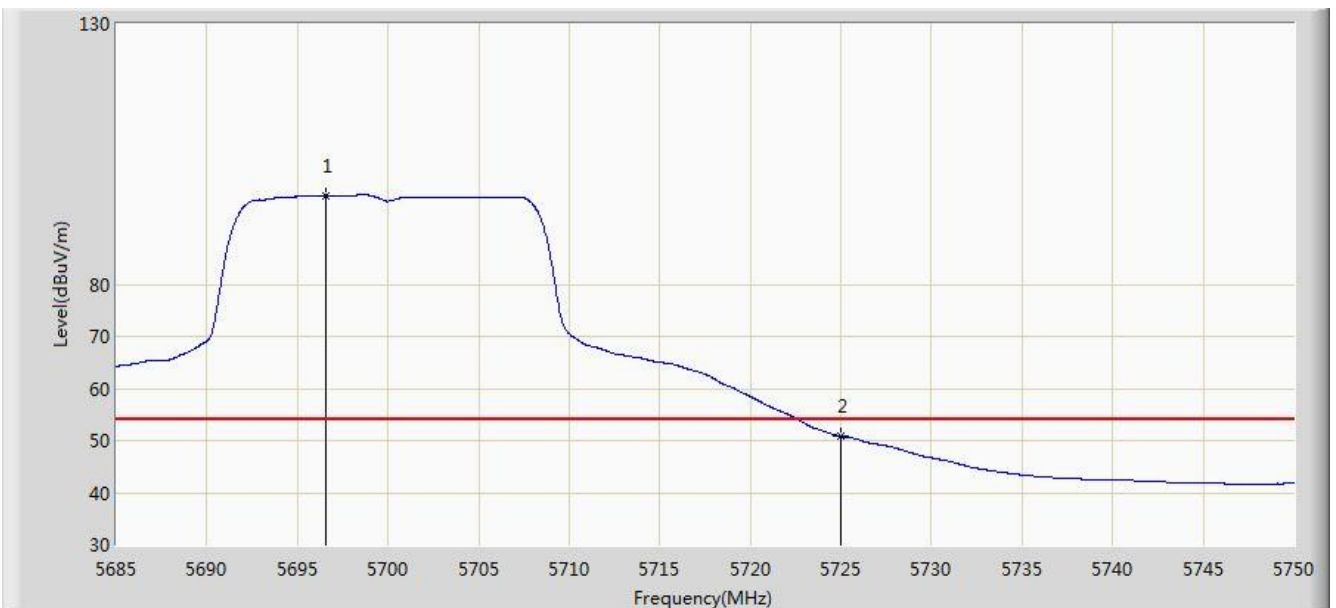


No	Flag	Mark	Frequency (MHz)	Measure Level (dBuV/m)	Reading Level (dBuV)	Over Limit (dB)	Limit (dBuV/m)	Factor (dB)	Type
1		*	5705.962	109.368	104.458	N/A	N/A	4.910	PK
2			5725.000	67.632	62.603	-6.368	74.000	5.029	PK
3			5726.730	67.901	62.861	-6.099	74.000	5.040	PK

Note: Measure Level (dBuV/m) = Reading Level (dBuV) + Factor (dB)

Factor (dB) = Cable Loss (dB) + Antenna Factor (dB) (dB/m) - Pre_Amplifier Gain (dB)

Site: AC1	Time: 2017/07/29 - 14:23
Limit: FCC_Part15.209_RE(3m)	Engineer: Kevin Ker
Probe: BBHA9120D_1GHz_18GHz	Polarity: Vertical
EUT: AC220 Wi-Fi AP OD external antenna US	Power: DC 54V
Test Mode: Transmit by 802.11a at channel 5700MHz Ant 2	

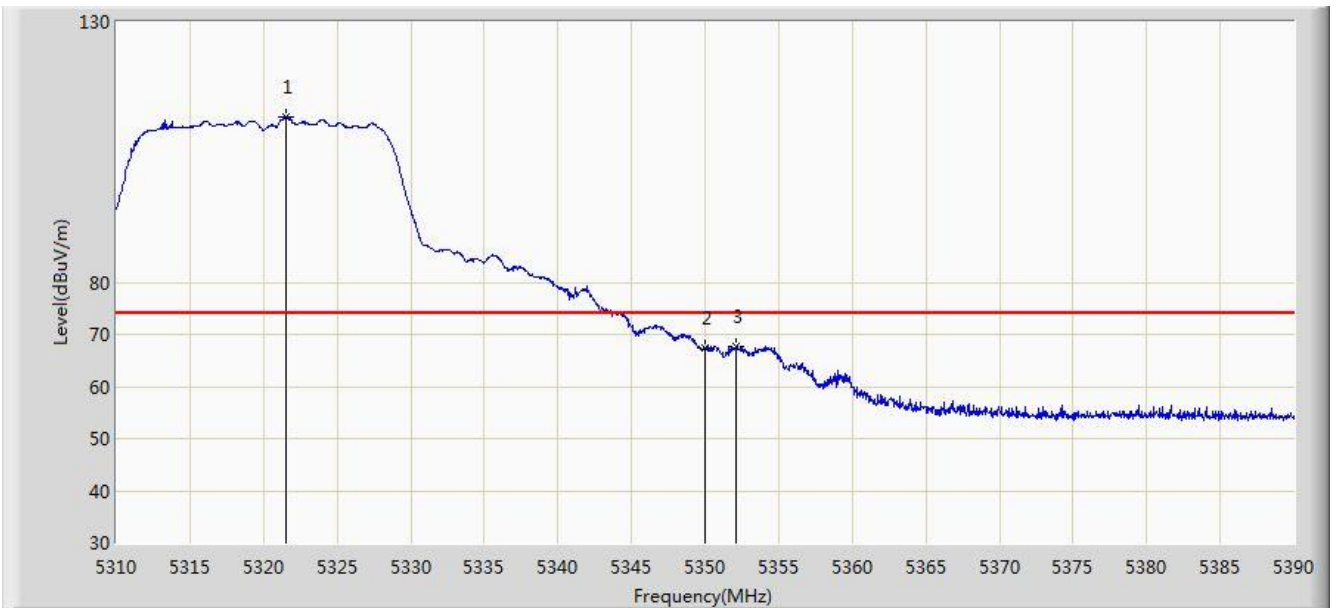


No	Flag	Mark	Frequency (MHz)	Measure Level (dBuV/m)	Reading Level (dBuV)	Over Limit (dB)	Limit (dBuV/m)	Factor (dB)	Type
1		*	5696.603	97.101	92.241	N/A	N/A	4.860	AV
2			5725.000	50.877	45.848	-3.123	54.000	5.029	AV

Note: Measure Level (dBuV/m) = Reading Level (dBuV) + Factor (dB)

Factor (dB) = Cable Loss (dB) + Antenna Factor (dB) (dB/m) - Pre_Amplifier Gain (dB)

Site: AC1	Time: 2017/07/29 - 14:58
Limit: FCC_Part15.209_RE(3m)	Engineer: Kevin Ker
Probe: BBHA9120D_1GHz_18GHz	Polarity: Horizontal
EUT: AC220 Wi-Fi AP OD external antenna US	Power: DC 54V
Test Mode: Transmit by 802.11n-HT20 at channel 5320MHz Ant 2	

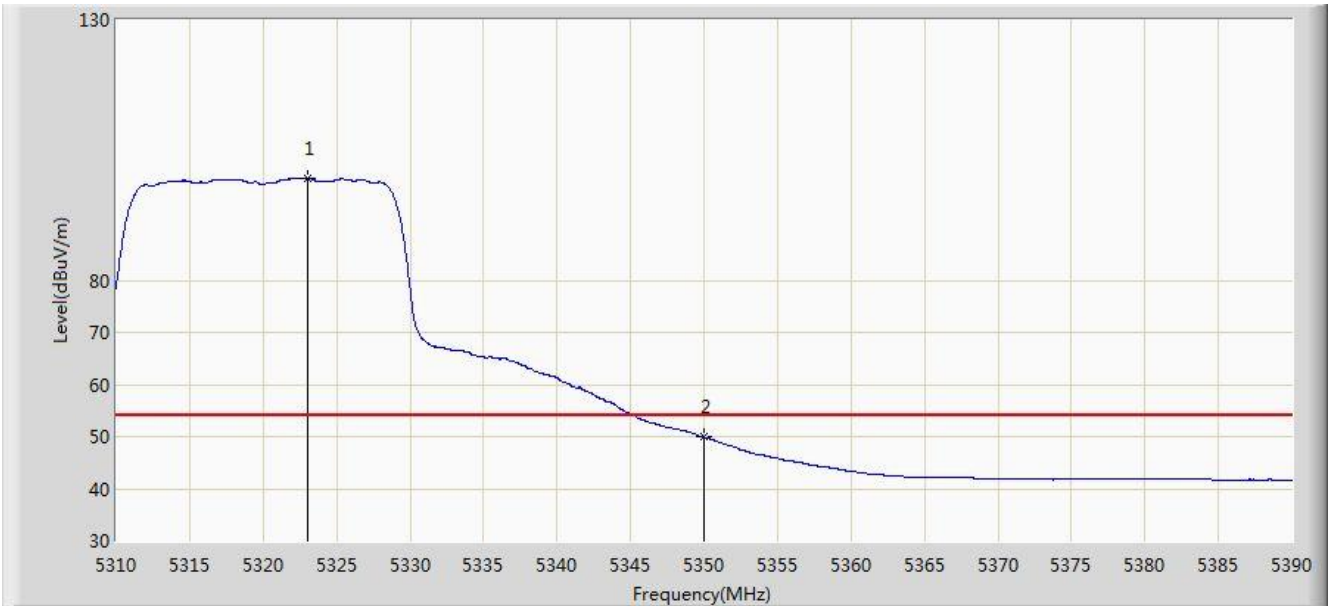


No	Flag	Mark	Frequency (MHz)	Measure Level (dBuV/m)	Reading Level (dBuV)	Over Limit (dB)	Limit (dBuV/m)	Factor (dB)	Type
1		*	5321.560	111.850	107.998	N/A	N/A	3.851	PK
2			5350.000	67.374	63.469	-6.626	74.000	3.904	PK
3			5352.120	67.815	63.906	-6.185	74.000	3.908	PK

Note: Measure Level (dBuV/m) = Reading Level (dBuV) + Factor (dB)

Factor (dB) = Cable Loss (dB) + Antenna Factor (dB) (dB/m) - Pre_Amplifier Gain (dB)

Site: AC1	Time: 2017/07/29 - 15:00
Limit: FCC_Part15.209_RE(3m)	Engineer: Kevin Ker
Probe: BBHA9120D_1GHz_18GHz	Polarity: Horizontal
EUT: AC220 Wi-Fi AP OD external antenna US	Power: DC 54V
Test Mode: Transmit by 802.11n-HT20 at channel 5320MHz Ant 2	

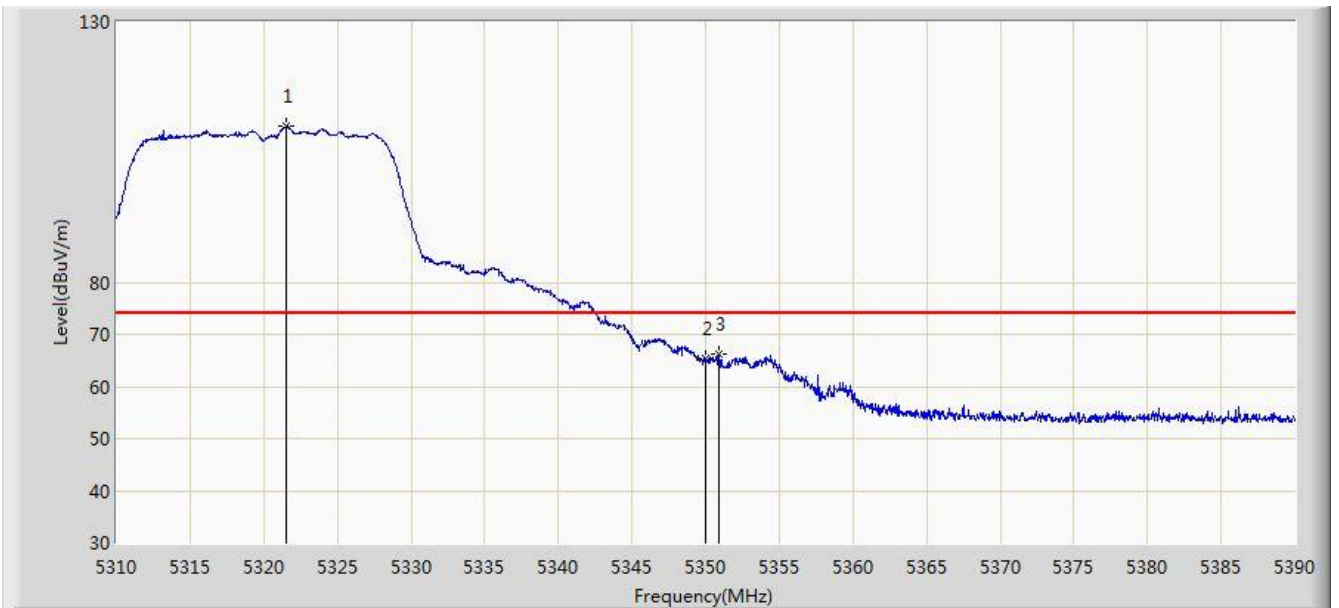


No	Flag	Mark	Frequency (MHz)	Measure Level (dBuV/m)	Reading Level (dBuV)	Over Limit (dB)	Limit (dBuV/m)	Factor (dB)	Type
1		*	5323.080	99.565	95.711	N/A	N/A	3.855	AV
2			5350.000	49.870	45.965	-4.130	54.000	3.904	AV

Note: Measure Level (dBuV/m) = Reading Level (dBuV) + Factor (dB)

Factor (dB) = Cable Loss (dB) + Antenna Factor (dB) (dB/m) - Pre_Amplifier Gain (dB)

Site: AC1	Time: 2017/07/29 - 14:55
Limit: FCC_Part15.209_RE(3m)	Engineer: Kevin Ker
Probe: BBHA9120D_1GHz_18GHz	Polarity: Vertical
EUT: AC220 Wi-Fi AP OD external antenna US	Power: DC 54V
Test Mode: Transmit by 802.11n-HT20 at channel 5320MHz Ant 2	

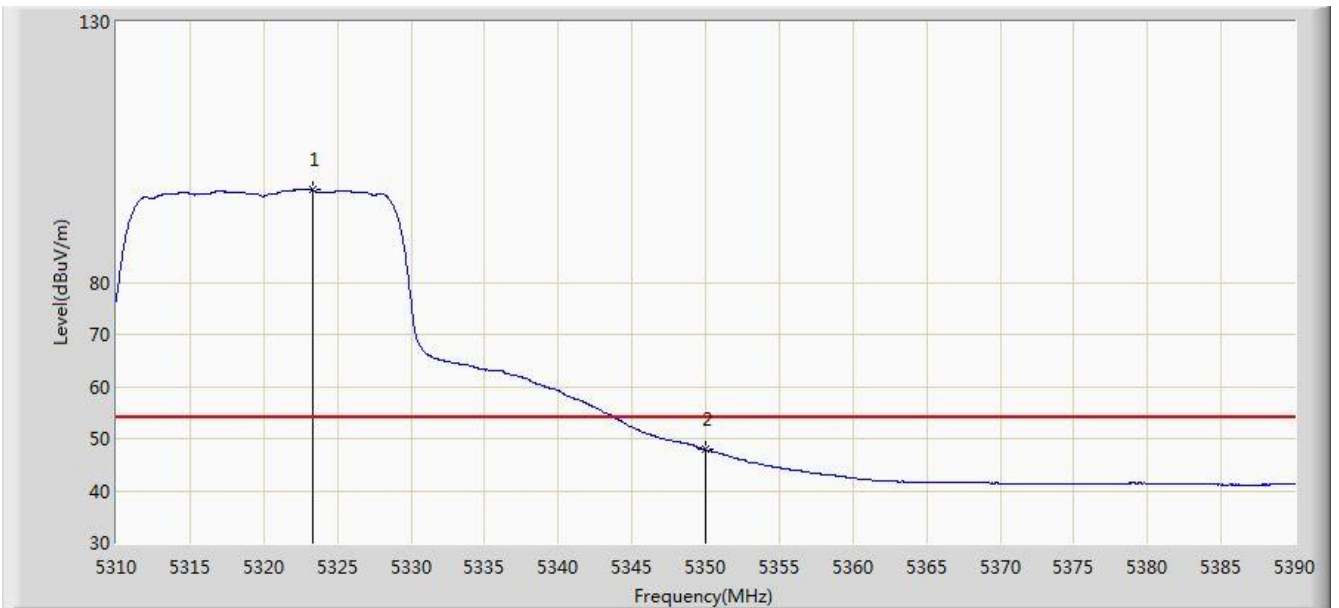


No	Flag	Mark	Frequency (MHz)	Measure Level (dBuV/m)	Reading Level (dBuV)	Over Limit (dB)	Limit (dBuV/m)	Factor (dB)	Type
1		*	5321.480	109.905	106.054	N/A	N/A	3.851	PK
2			5350.000	65.316	61.411	-8.684	74.000	3.904	PK
3			5350.920	66.209	62.303	-7.791	74.000	3.906	PK

Note: Measure Level (dBuV/m) = Reading Level (dBuV) + Factor (dB)

Factor (dB) = Cable Loss (dB) + Antenna Factor (dB) (dB/m) - Pre_Amplifier Gain (dB)

Site: AC1	Time: 2017/07/29 - 14:57
Limit: FCC_Part15.209_RE(3m)	Engineer: Kevin Ker
Probe: BBHA9120D_1GHz_18GHz	Polarity: Vertical
EUT: AC220 Wi-Fi AP OD external antenna US	Power: DC 54V
Test Mode: Transmit by 802.11n-HT20 at channel 5320MHz Ant 2	

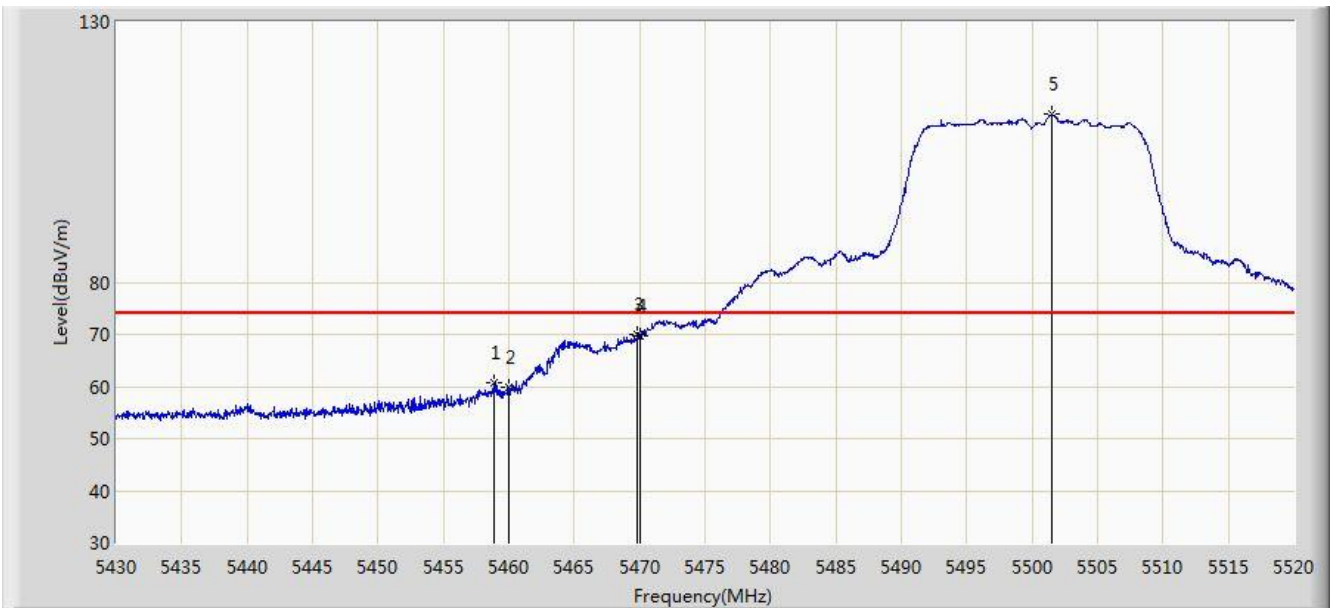


No	Flag	Mark	Frequency (MHz)	Measure Level (dBuV/m)	Reading Level (dBuV)	Over Limit (dB)	Limit (dBuV/m)	Factor (dB)	Type
1		*	5323.320	97.738	93.883	N/A	N/A	3.855	AV
2			5350.000	47.916	44.011	-6.084	54.000	3.904	AV

Note: Measure Level (dBuV/m) = Reading Level (dBuV) + Factor (dB)

Factor (dB) = Cable Loss (dB) + Antenna Factor (dB) (dB/m) - Pre_Amplifier Gain (dB)

Site: AC1	Time: 2017/07/29 - 15:04
Limit: FCC_Part15.209_RE(3m)	Engineer: Kevin Ker
Probe: BBHA9120D_1GHz_18GHz	Polarity: Horizontal
EUT: AC220 Wi-Fi AP OD external antenna US	Power: DC 54V
Test Mode: Transmit by 802.11n-HT20 at channel 5500MHz Ant 2	

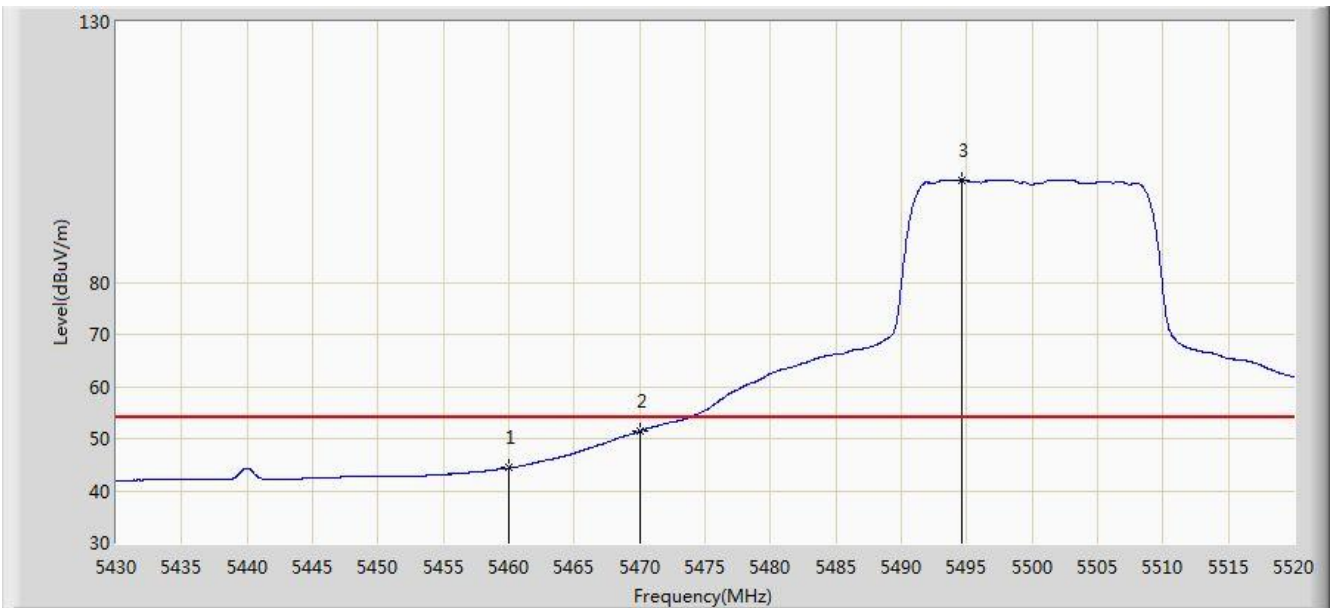


No	Flag	Mark	Frequency (MHz)	Measure Level (dBuV/m)	Reading Level (dBuV)	Over Limit (dB)	Limit (dBuV/m)	Factor (dB)	Type
1			5458.845	60.807	56.629	-13.193	74.000	4.178	PK
2			5460.000	59.719	55.539	-14.281	74.000	4.180	PK
3			5469.825	69.859	65.657	-4.141	74.000	4.202	PK
4			5470.000	69.716	65.514	-4.284	74.000	4.202	PK
5		*	5501.550	112.268	107.991	N/A	N/A	4.277	PK

Note: Measure Level (dBuV/m) = Reading Level (dBuV) + Factor (dB)

Factor (dB) = Cable Loss (dB) + Antenna Factor (dB) (dB/m) - Pre_Amplifier Gain (dB)

Site: AC1	Time: 2017/07/29 - 15:06
Limit: FCC_Part15.209_RE(3m)	Engineer: Kevin Ker
Probe: BBHA9120D_1GHz_18GHz	Polarity: Horizontal
EUT: AC220 Wi-Fi AP OD external antenna US	Power: DC 54V
Test Mode: Transmit by 802.11n-HT20 at channel 5500MHz Ant 2	

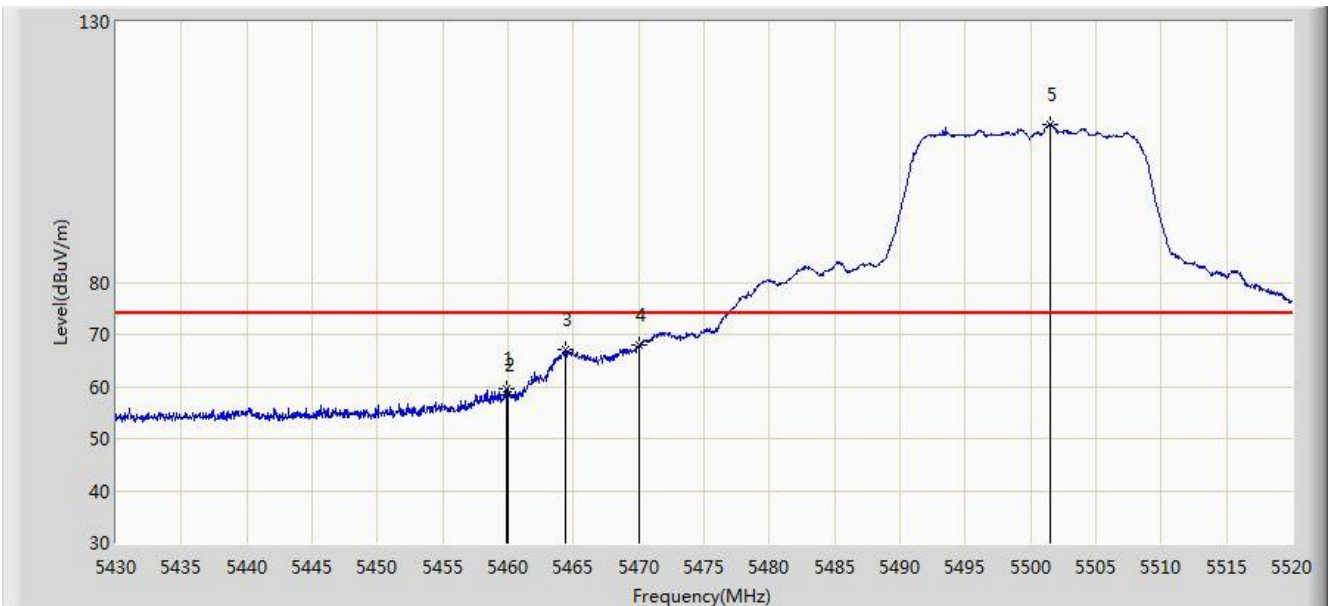


No	Flag	Mark	Frequency (MHz)	Measure Level (dBuV/m)	Reading Level (dBuV)	Over Limit (dB)	Limit (dBuV/m)	Factor (dB)	Type
1			5460.000	44.353	40.173	-9.647	54.000	4.180	AV
2			5470.000	51.414	47.212	-2.586	54.000	4.202	AV
3		*	5494.575	99.710	95.452	N/A	N/A	4.259	AV

Note: Measure Level (dBuV/m) = Reading Level (dBuV) + Factor (dB)

Factor (dB) = Cable Loss (dB) + Antenna Factor (dB) (dB/m) - Pre_Amplifier Gain (dB)

Site: AC1	Time: 2017/07/29 - 15:01
Limit: FCC_Part15.209_RE(3m)	Engineer: Kevin Ker
Probe: BBHA9120D_1GHz_18GHz	Polarity: Vertical
EUT: AC220 Wi-Fi AP OD external antenna US	Power: DC 54V
Test Mode: Transmit by 802.11n-HT20 at channel 5500MHz Ant 2	

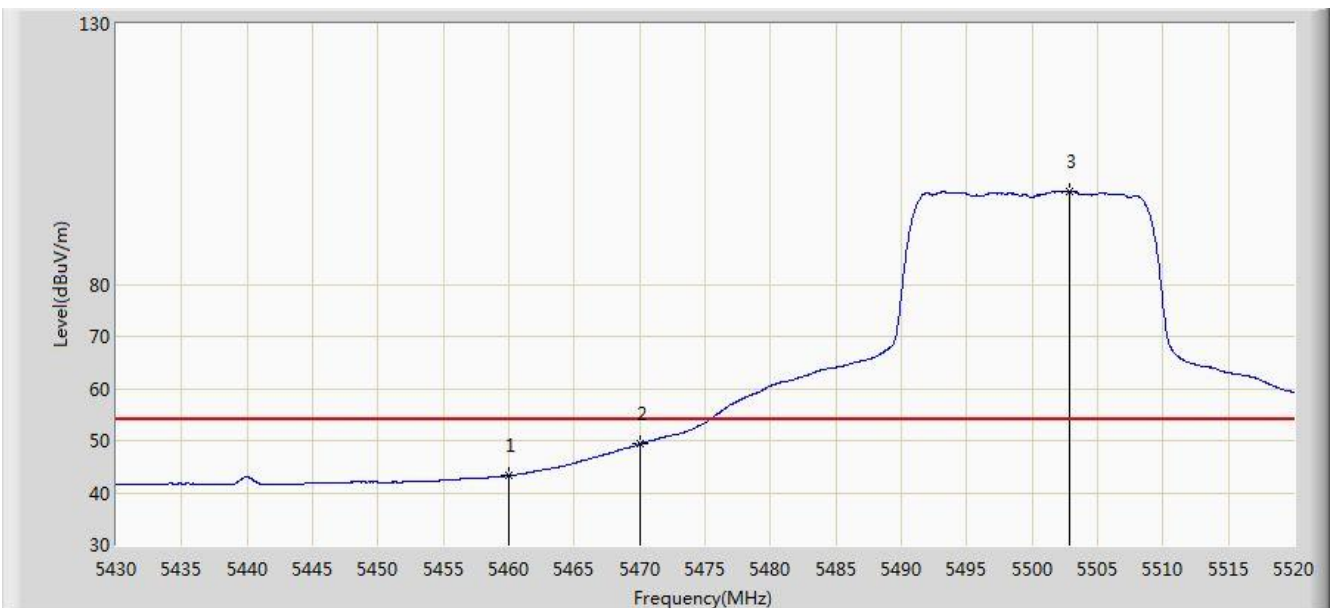


No	Flag	Mark	Frequency (MHz)	Measure Level (dBuV/m)	Reading Level (dBuV)	Over Limit (dB)	Limit (dBuV/m)	Factor (dB)	Type
1			5459.925	59.632	55.452	-14.368	74.000	4.180	PK
2			5460.000	58.440	54.260	-15.560	74.000	4.180	PK
3			5464.425	67.097	62.907	-6.903	74.000	4.190	PK
4			5470.000	67.973	63.771	-6.027	74.000	4.202	PK
5		*	5501.550	110.358	106.081	N/A	N/A	4.277	PK

Note: Measure Level (dBuV/m) = Reading Level (dBuV) + Factor (dB)

Factor (dB) = Cable Loss (dB) + Antenna Factor (dB) (dB/m) - Pre_Amplifier Gain (dB)

Site: AC1	Time: 2017/07/29 - 15:03
Limit: FCC_Part15.209_RE(3m)	Engineer: Kevin Ker
Probe: BBHA9120D_1GHz_18GHz	Polarity: Vertical
EUT: AC220 Wi-Fi AP OD external antenna US	Power: DC 54V
Test Mode: Transmit by 802.11n-HT20 at channel 5500MHz Ant 2	

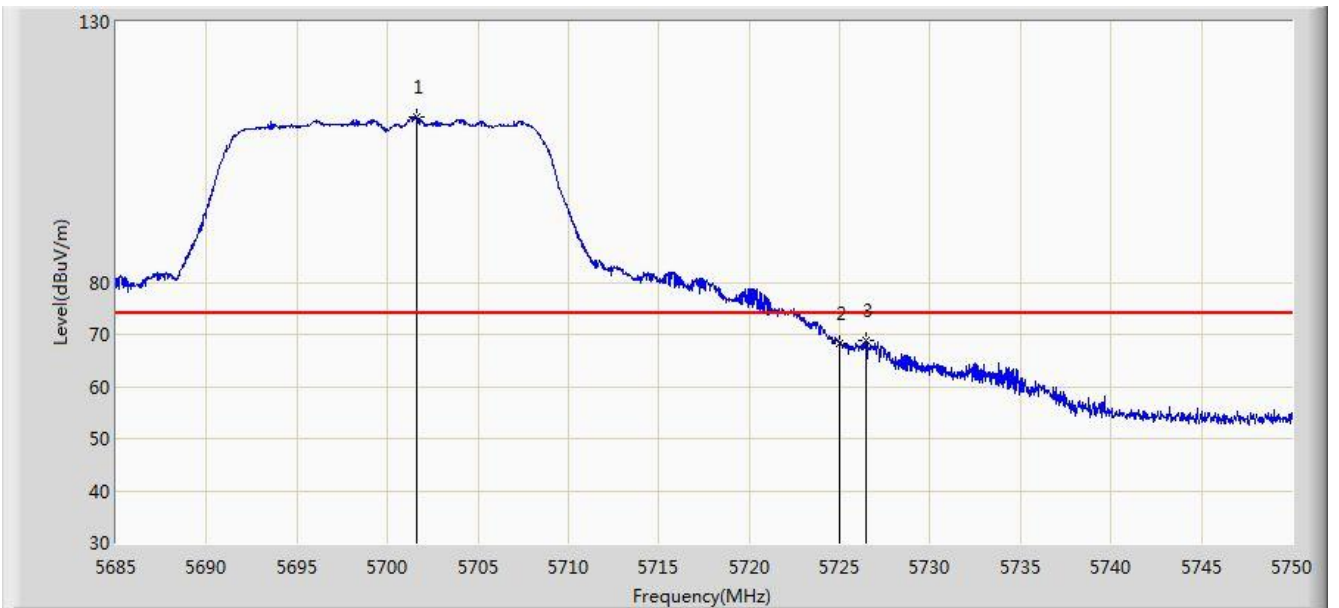


No	Flag	Mark	Frequency (MHz)	Measure Level (dBuV/m)	Reading Level (dBuV)	Over Limit (dB)	Limit (dBuV/m)	Factor (dB)	Type
1			5460.000	43.260	39.080	-10.740	54.000	4.180	AV
2			5470.000	49.334	45.132	-4.666	54.000	4.202	AV
3		*	5502.810	97.776	93.496	N/A	N/A	4.281	AV

Note: Measure Level (dBuV/m) = Reading Level (dBuV) + Factor (dB)

Factor (dB) = Cable Loss (dB) + Antenna Factor (dB) (dB/m) - Pre_Amplifier Gain (dB)

Site: AC1	Time: 2017/07/29 - 15:15
Limit: FCC_Part15.209_RE(3m)	Engineer: Kevin Ker
Probe: BBHA9120D_1GHz_18GHz	Polarity: Horizontal
EUT: AC220 Wi-Fi AP OD external antenna US	Power: DC 54V
Test Mode: Transmit by 802.11n-HT20 at channel 5700MHz Ant 2	

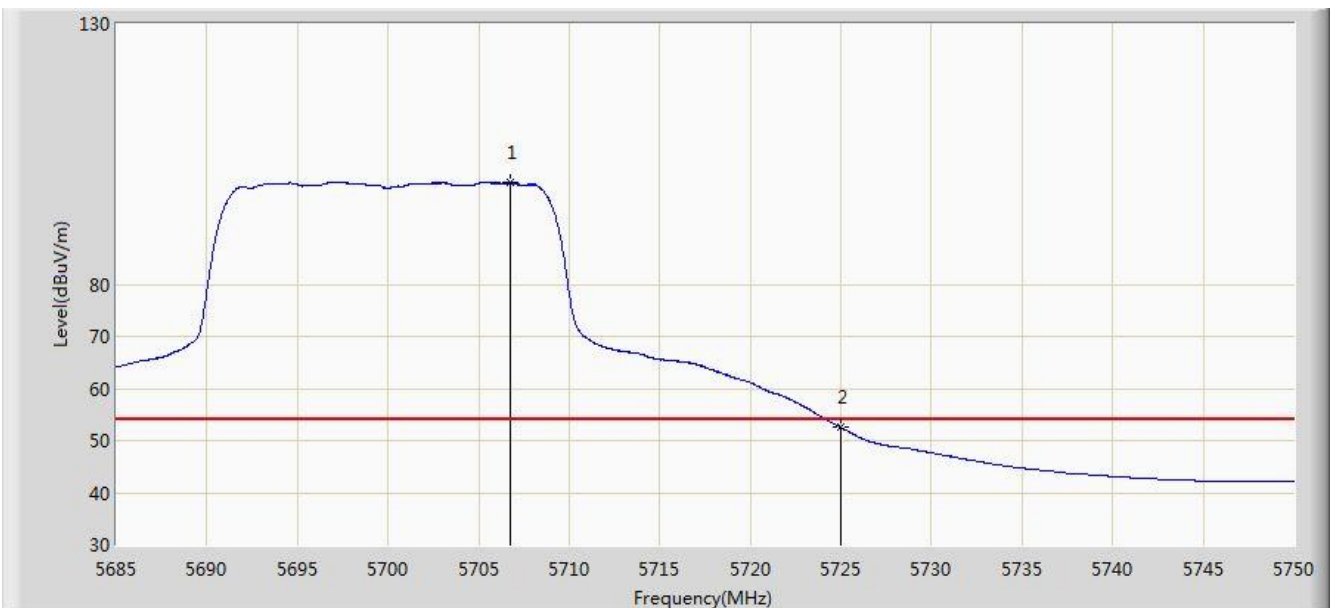


No	Flag	Mark	Frequency (MHz)	Measure Level (dBuV/m)	Reading Level (dBuV)	Over Limit (dB)	Limit (dBuV/m)	Factor (dB)	Type
1		*	5701.640	111.854	106.967	N/A	N/A	4.887	PK
2			5725.000	68.193	63.164	-5.807	74.000	5.029	PK
3			5726.470	68.714	63.676	-5.286	74.000	5.039	PK

Note: Measure Level (dBuV/m) = Reading Level (dBuV) + Factor (dB)

Factor (dB) = Cable Loss (dB) + Antenna Factor (dB) (dB/m) - Pre_Amplifier Gain (dB)

Site: AC1	Time: 2017/07/29 - 15:14
Limit: FCC_Part15.209_RE(3m)	Engineer: Kevin Ker
Probe: BBHA9120D_1GHz_18GHz	Polarity: Horizontal
EUT: AC220 Wi-Fi AP OD external antenna US	Power: DC 54V
Test Mode: Transmit by 802.11n-HT20 at channel 5700MHz Ant 2	

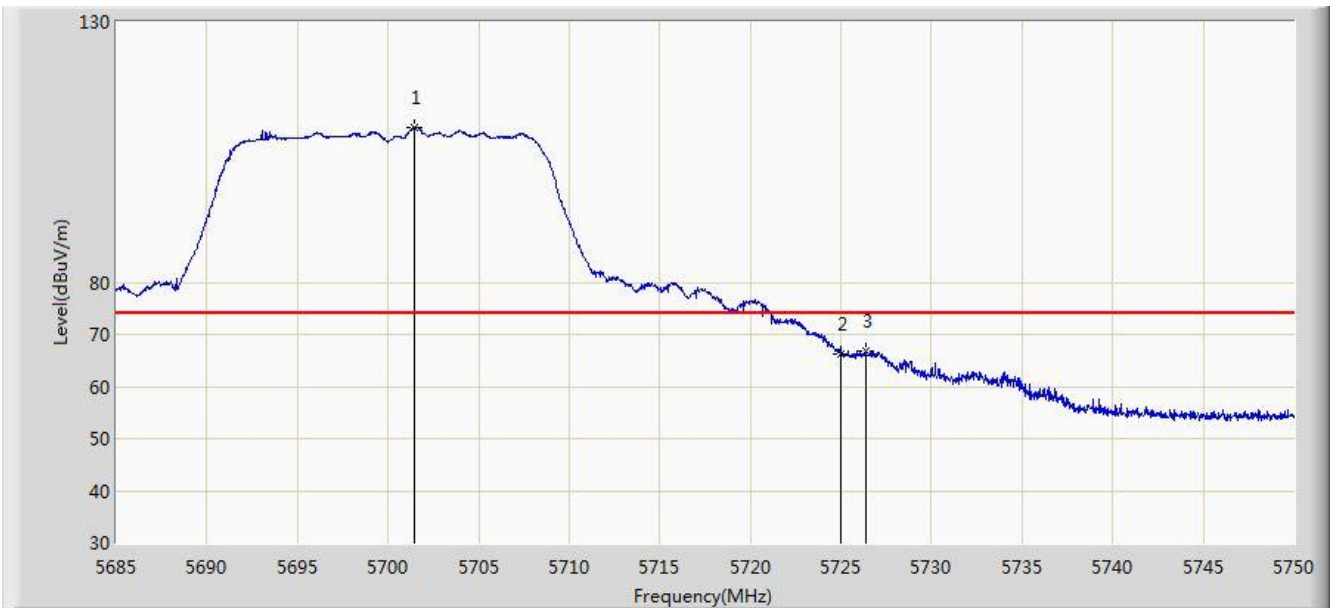


No	Flag	Mark	Frequency (MHz)	Measure Level (dBuV/m)	Reading Level (dBuV)	Over Limit (dB)	Limit (dBuV/m)	Factor (dB)	Type
1		*	5706.743	99.542	94.628	N/A	N/A	4.915	AV
2			5725.000	52.508	47.479	-1.492	54.000	5.029	AV

Note: Measure Level (dBuV/m) = Reading Level (dBuV) + Factor (dB)

Factor (dB) = Cable Loss (dB) + Antenna Factor (dB) (dB/m) - Pre_Amplifier Gain (dB)

Site: AC1	Time: 2017/07/29 - 15:15
Limit: FCC_Part15.209_RE(3m)	Engineer: Kevin Ker
Probe: BBHA9120D_1GHz_18GHz	Polarity: Vertical
EUT: AC220 Wi-Fi AP OD external antenna US	Power: DC 54V
Test Mode: Transmit by 802.11n-HT20 at channel 5700MHz Ant 2	

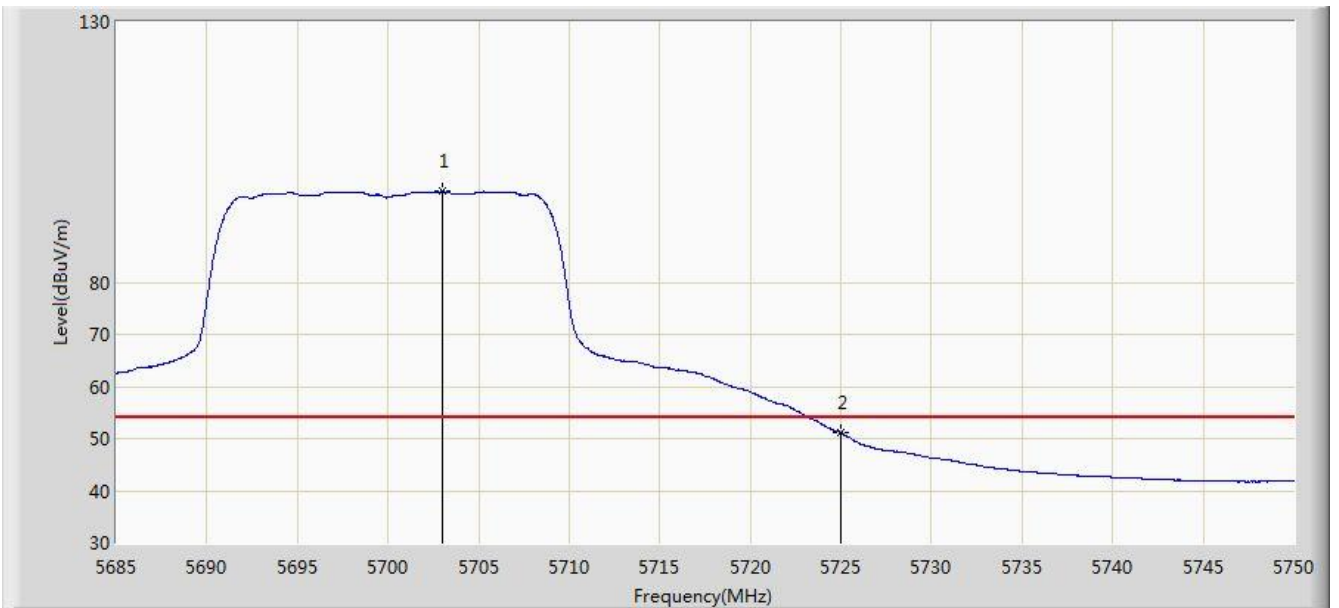


No	Flag	Mark	Frequency (MHz)	Measure Level (dBuV/m)	Reading Level (dBuV)	Over Limit (dB)	Limit (dBuV/m)	Factor (dB)	Type
1		*	5701.478	109.766	104.880	N/A	N/A	4.886	PK
2			5725.000	66.260	61.231	-7.740	74.000	5.029	PK
3			5726.373	66.817	61.779	-7.183	74.000	5.037	PK

Note: Measure Level (dBuV/m) = Reading Level (dBuV) + Factor (dB)

Factor (dB) = Cable Loss (dB) + Antenna Factor (dB) (dB/m) - Pre_Amplifier Gain (dB)

Site: AC1	Time: 2017/07/29 - 15:17
Limit: FCC_Part15.209_RE(3m)	Engineer: Kevin Ker
Probe: BBHA9120D_1GHz_18GHz	Polarity: Vertical
EUT: AC220 Wi-Fi AP OD external antenna US	Power: DC 54V
Test Mode: Transmit by 802.11n-HT20 at channel 5700MHz Ant 2	

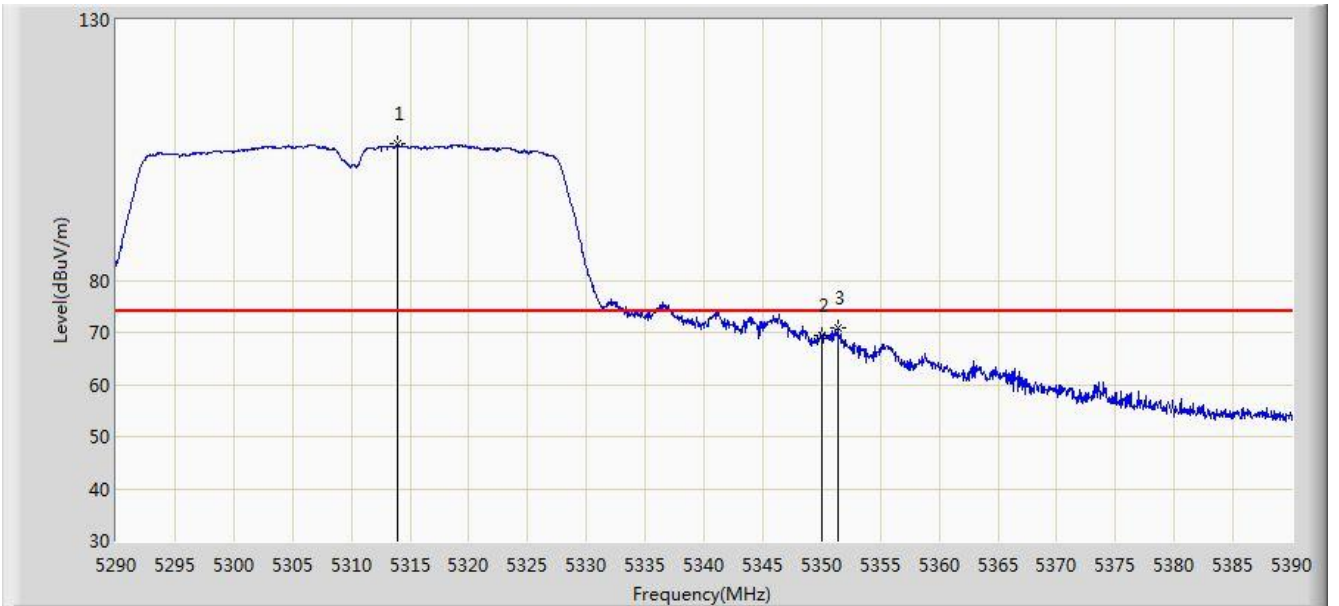


No	Flag	Mark	Frequency (MHz)	Measure Level (dBuV/m)	Reading Level (dBuV)	Over Limit (dB)	Limit (dBuV/m)	Factor (dB)	Type
1		*	5703.038	97.449	92.555	N/A	N/A	4.895	AV
2			5725.000	51.093	46.064	-2.907	54.000	5.029	AV

Note: Measure Level (dBuV/m) = Reading Level (dBuV) + Factor (dB)

Factor (dB) = Cable Loss (dB) + Antenna Factor (dB) (dB/m) - Pre_Amplifier Gain (dB)

Site: AC1	Time: 2017/07/29 - 16:07
Limit: FCC_Part15.209_RE(3m)	Engineer: Kevin Ker
Probe: BBHA9120D_1GHz_18GHz	Polarity: Horizontal
EUT: AC220 Wi-Fi AP OD external antenna US	Power: DC 54V
Test Mode: Transmit by 802.11n-HT40 at channel 5310MHz Ant 2	

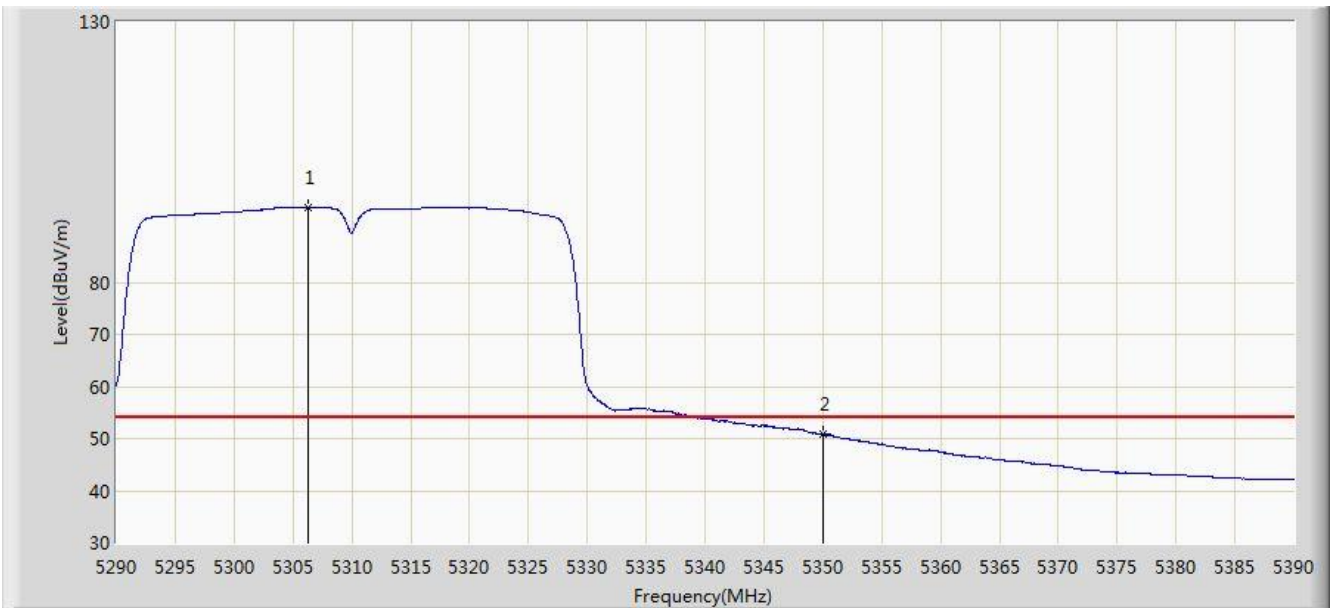


No	Flag	Mark	Frequency (MHz)	Measure Level (dBuV/m)	Reading Level (dBuV)	Over Limit (dB)	Limit (dBuV/m)	Factor (dB)	Type
1		*	5313.950	106.088	102.251	N/A	N/A	3.838	PK
2			5350.000	69.445	65.540	-4.555	74.000	3.904	PK
3			5351.400	70.884	66.977	-3.116	74.000	3.907	PK

Note: Measure Level (dBuV/m) = Reading Level (dBuV) + Factor (dB)

Factor (dB) = Cable Loss (dB) + Antenna Factor (dB) (dB/m) - Pre_Amplifier Gain (dB)

Site: AC1	Time: 2017/07/29 - 16:06
Limit: FCC_Part15.209_RE(3m)	Engineer: Kevin Ker
Probe: BBHA9120D_1GHz_18GHz	Polarity: Horizontal
EUT: AC220 Wi-Fi AP OD external antenna US	Power: DC 54V
Test Mode: Transmit by 802.11n-HT40 at channel 5310MHz Ant 2	

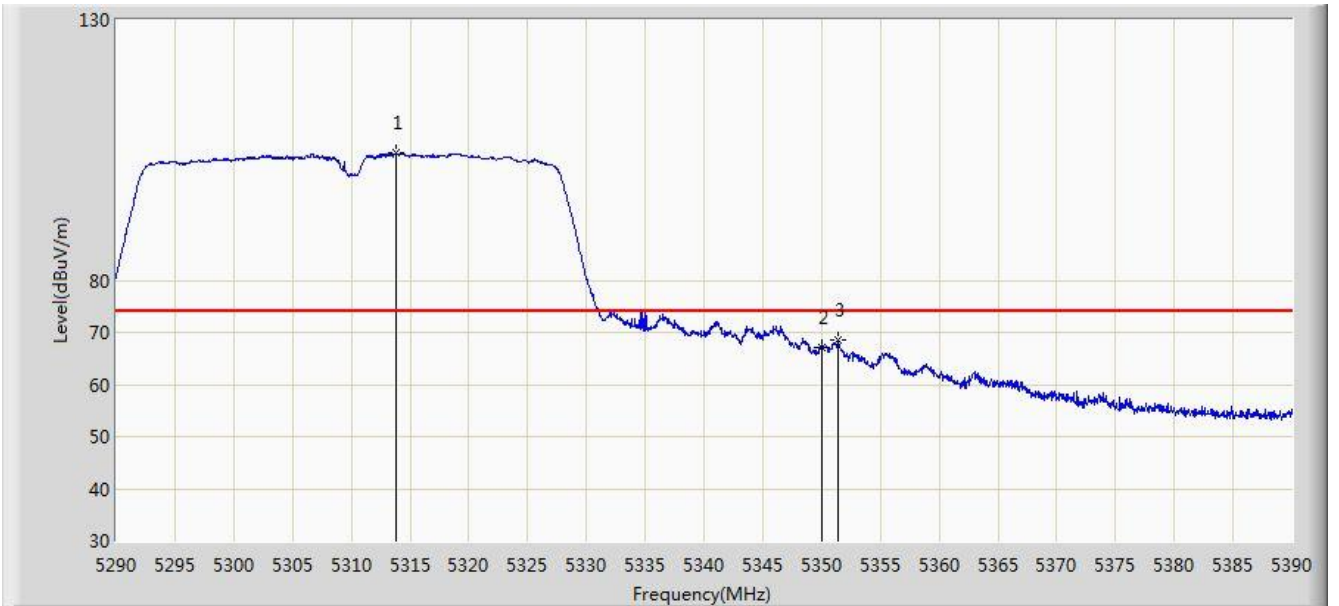


No	Flag	Mark	Frequency (MHz)	Measure Level (dBuV/m)	Reading Level (dBuV)	Over Limit (dB)	Limit (dBuV/m)	Factor (dB)	Type
1		*	5306.300	94.426	90.603	N/A	N/A	3.823	AV
2			5350.000	50.746	46.841	-3.254	54.000	3.904	AV

Note: Measure Level (dBuV/m) = Reading Level (dBuV) + Factor (dB)

Factor (dB) = Cable Loss (dB) + Antenna Factor (dB) (dB/m) - Pre_Amplifier Gain (dB)

Site: AC1	Time: 2017/07/29 - 16:08
Limit: FCC_Part15.209_RE(3m)	Engineer: Kevin Ker
Probe: BBHA9120D_1GHz_18GHz	Polarity: Vertical
EUT: AC220 Wi-Fi AP OD external antenna US	Power: DC 54V
Test Mode: Transmit by 802.11n-HT40 at channel 5310MHz Ant 2	

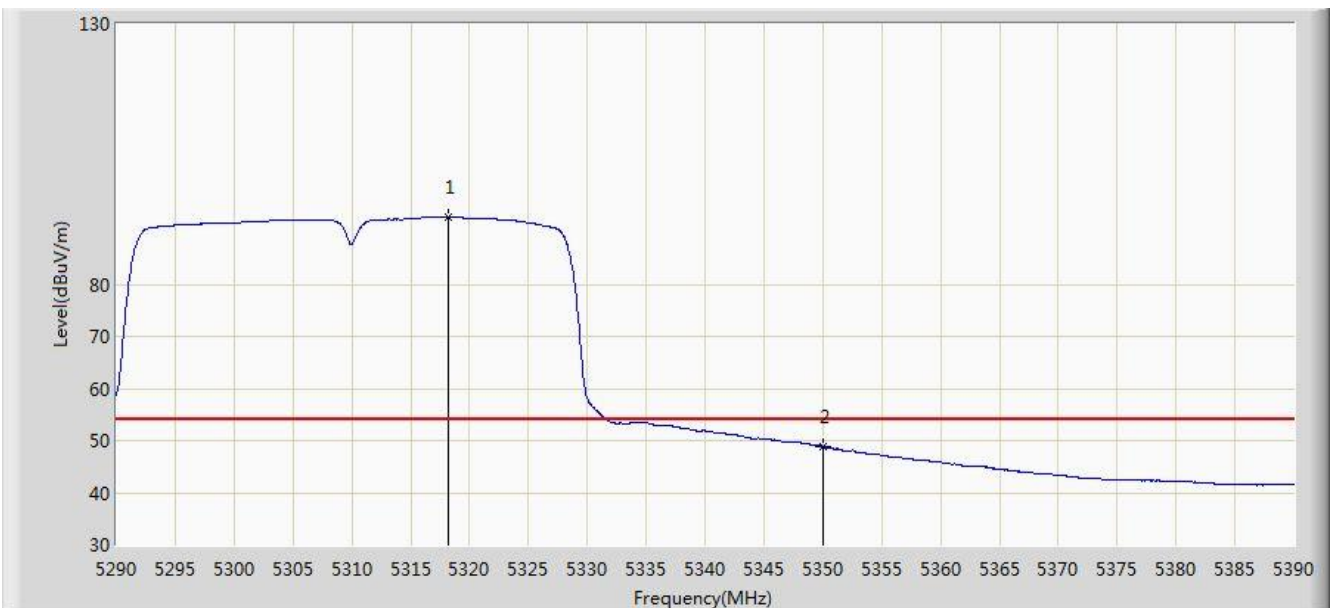


No	Flag	Mark	Frequency (MHz)	Measure Level (dBuV/m)	Reading Level (dBuV)	Over Limit (dB)	Limit (dBuV/m)	Factor (dB)	Type
1		*	5313.850	104.581	100.744	N/A	N/A	3.837	PK
2			5350.000	67.004	63.099	-6.996	74.000	3.904	PK
3			5351.450	68.417	64.510	-5.583	74.000	3.908	PK

Note: Measure Level (dBuV/m) = Reading Level (dBuV) + Factor (dB)

Factor (dB) = Cable Loss (dB) + Antenna Factor (dB) (dB/m) - Pre_Amplifier Gain (dB)

Site: AC1	Time: 2017/07/29 - 16:10
Limit: FCC_Part15.209_RE(3m)	Engineer: Kevin Ker
Probe: BBHA9120D_1GHz_18GHz	Polarity: Vertical
EUT: AC220 Wi-Fi AP OD external antenna US	Power: DC 54V
Test Mode: Transmit by 802.11n-HT40 at channel 5310MHz Ant 2	

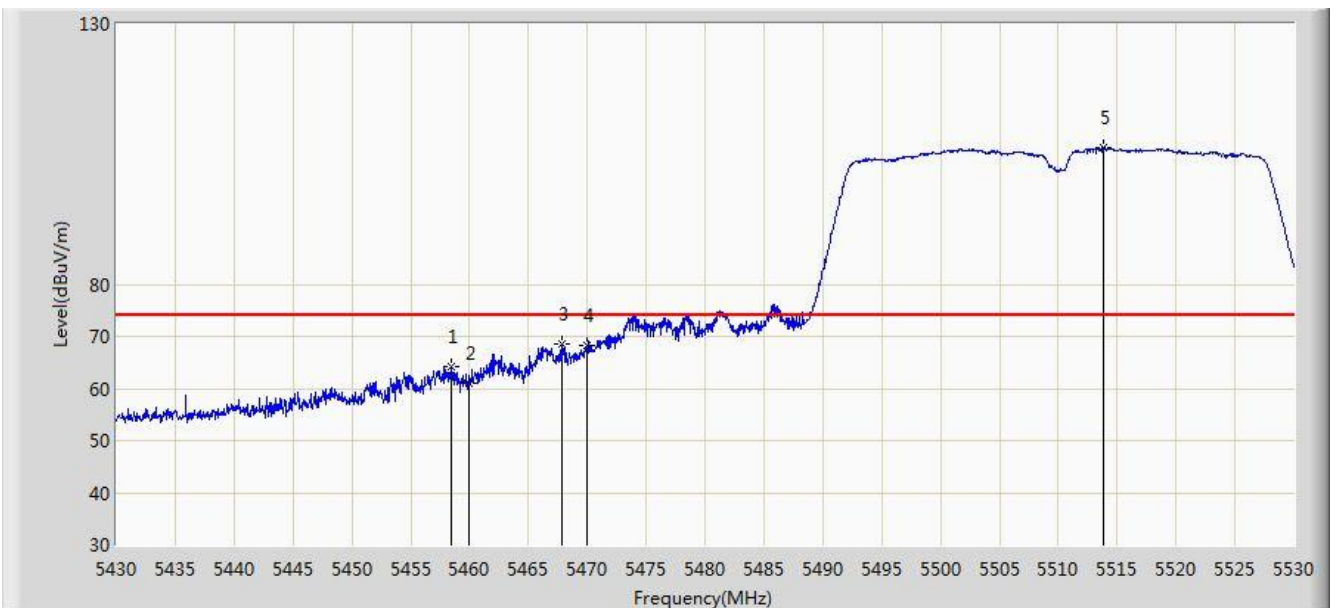


No	Flag	Mark	Frequency (MHz)	Measure Level (dBuV/m)	Reading Level (dBuV)	Over Limit (dB)	Limit (dBuV/m)	Factor (dB)	Type
1		*	5318.250	92.887	89.042	N/A	N/A	3.844	AV
2			5350.000	48.902	44.997	-5.098	54.000	3.904	AV

Note: Measure Level (dBuV/m) = Reading Level (dBuV) + Factor (dB)

Factor (dB) = Cable Loss (dB) + Antenna Factor (dB) (dB/m) - Pre_Amplifier Gain (dB)

Site: AC1	Time: 2017/07/29 - 16:24
Limit: FCC_Part15.209_RE(3m)	Engineer: Kevin Ker
Probe: BBHA9120D_1GHz_18GHz	Polarity: Horizontal
EUT: AC220 Wi-Fi AP OD external antenna US	Power: DC 54V
Test Mode: Transmit by 802.11n-HT40 at channel 5510MHz Ant 2	

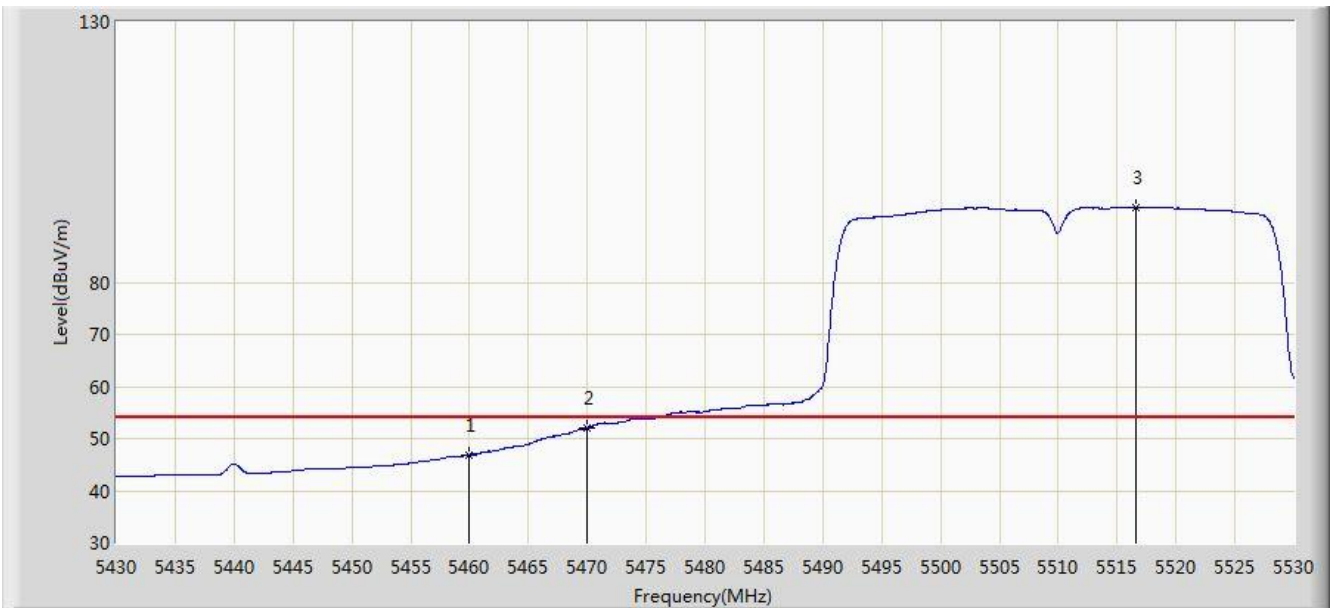


No	Flag	Mark	Frequency (MHz)	Measure Level (dBuV/m)	Reading Level (dBuV)	Over Limit (dB)	Limit (dBuV/m)	Factor (dB)	Type
1			5458.400	64.240	60.063	-9.760	74.000	4.177	PK
2			5460.000	60.894	56.714	-13.106	74.000	4.180	PK
3			5467.900	68.590	64.392	-5.410	74.000	4.198	PK
4			5470.000	68.137	63.935	-5.863	74.000	4.202	PK
5		*	5513.800	106.374	102.062	N/A	N/A	4.313	PK

Note: Measure Level (dBuV/m) = Reading Level (dBuV) + Factor (dB)

Factor (dB) = Cable Loss (dB) + Antenna Factor (dB) (dB/m) - Pre_Amplifier Gain (dB)

Site: AC1	Time: 2017/07/29 - 16:22
Limit: FCC_Part15.209_RE(3m)	Engineer: Kevin Ker
Probe: BBHA9120D_1GHz_18GHz	Polarity: Horizontal
EUT: AC220 Wi-Fi AP OD external antenna US	Power: DC 54V
Test Mode: Transmit by 802.11n-HT40 at channel 5510MHz Ant 2	



No	Flag	Mark	Frequency (MHz)	Measure Level (dBuV/m)	Reading Level (dBuV)	Over Limit (dB)	Limit (dBuV/m)	Factor (dB)	Type
1			5460.000	46.850	42.670	-7.150	54.000	4.180	AV
2			5470.000	51.996	47.794	-2.004	54.000	4.202	AV
3		*	5516.550	94.417	90.096	N/A	N/A	4.321	AV

Note: Measure Level (dBuV/m) = Reading Level (dBuV) + Factor (dB)

Factor (dB) = Cable Loss (dB) + Antenna Factor (dB) (dB/m) - Pre_Amplifier Gain (dB)

Site: AC1	Time: 2017/07/29 - 16:24
Limit: FCC_Part15.209_RE(3m)	Engineer: Kevin Ker
Probe: BBHA9120D_1GHz_18GHz	Polarity: Vertical
EUT: AC220 Wi-Fi AP OD external antenna US	Power: DC 54V
Test Mode: Transmit by 802.11n-HT40 at channel 5510MHz Ant 2	

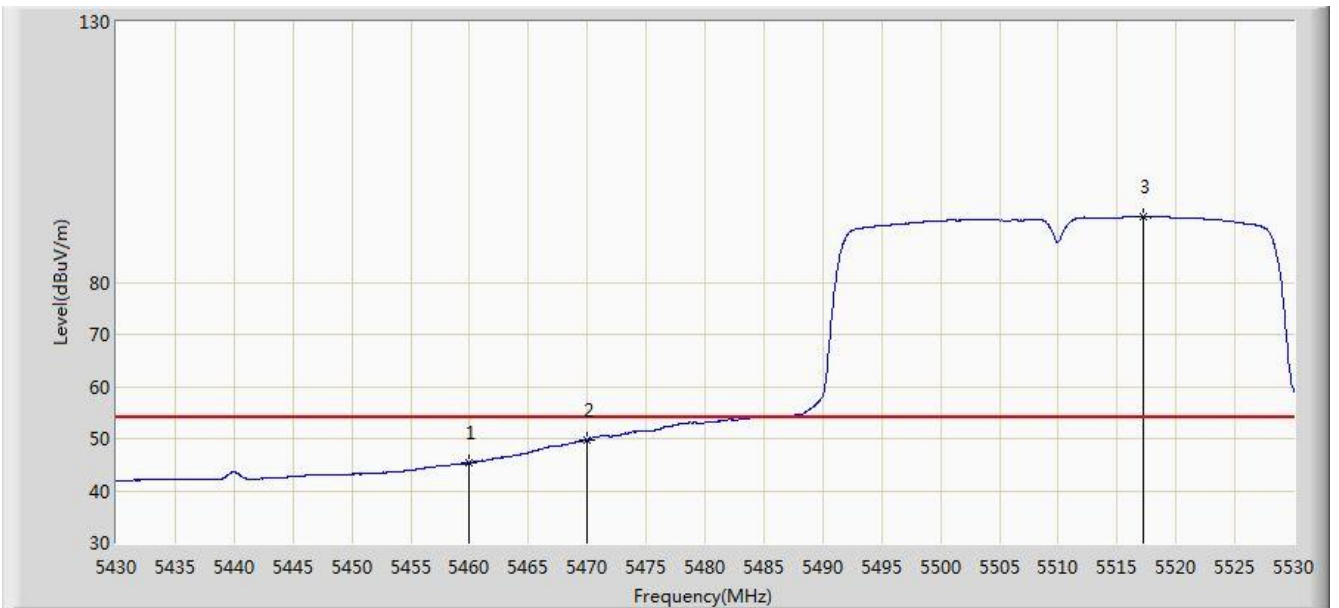


No	Flag	Mark	Frequency (MHz)	Measure Level (dBuV/m)	Reading Level (dBuV)	Over Limit (dB)	Limit (dBuV/m)	Factor (dB)	Type
1			5458.200	62.302	58.126	-11.698	74.000	4.176	PK
2			5460.000	59.620	55.440	-14.380	74.000	4.180	PK
3			5466.300	66.380	62.186	-7.620	74.000	4.194	PK
4			5470.000	65.437	61.235	-8.563	74.000	4.202	PK
5		*	5513.950	104.415	100.102	N/A	N/A	4.313	PK

Note: Measure Level (dBuV/m) = Reading Level (dBuV) + Factor (dB)

Factor (dB) = Cable Loss (dB) + Antenna Factor (dB) (dB/m) - Pre_Amplifier Gain (dB)

Site: AC1	Time: 2017/07/29 - 16:27
Limit: FCC_Part15.209_RE(3m)	Engineer: Kevin Ker
Probe: BBHA9120D_1GHz_18GHz	Polarity: Vertical
EUT: AC220 Wi-Fi AP OD external antenna US	Power: DC 54V
Test Mode: Transmit by 802.11n-HT40 at channel 5510MHz Ant 2	

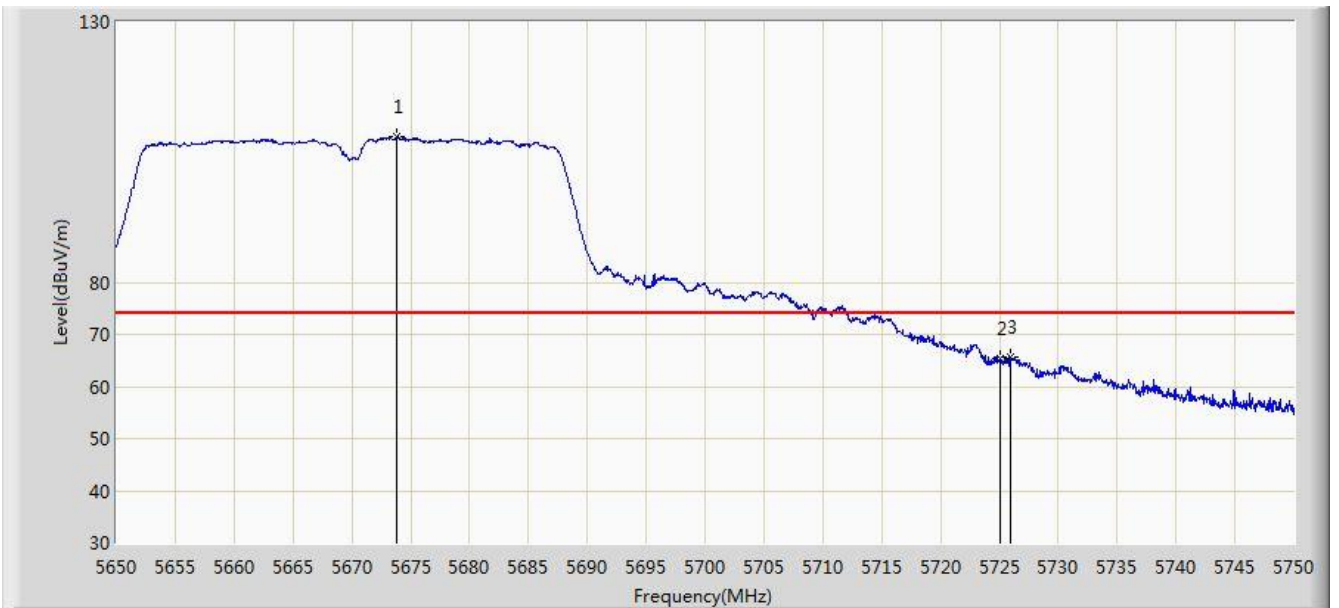


No	Flag	Mark	Frequency (MHz)	Measure Level (dBuV/m)	Reading Level (dBuV)	Over Limit (dB)	Limit (dBuV/m)	Factor (dB)	Type
1			5460.000	45.329	41.149	-8.671	54.000	4.180	AV
2			5470.000	49.623	45.421	-4.377	54.000	4.202	AV
3		*	5517.250	92.529	88.206	N/A	N/A	4.323	AV

Note: Measure Level (dBuV/m) = Reading Level (dBuV) + Factor (dB)

Factor (dB) = Cable Loss (dB) + Antenna Factor (dB) (dB/m) - Pre_Amplifier Gain (dB)

Site: AC1	Time: 2017/07/29 - 16:29
Limit: FCC_Part15.209_RE(3m)	Engineer: Kevin Ker
Probe: BBHA9120D_1GHz_18GHz	Polarity: Horizontal
EUT: AC220 Wi-Fi AP OD external antenna US	Power: DC 54V
Test Mode: Transmit by 802.11n-HT40 at channel 5670MHz Ant 2	

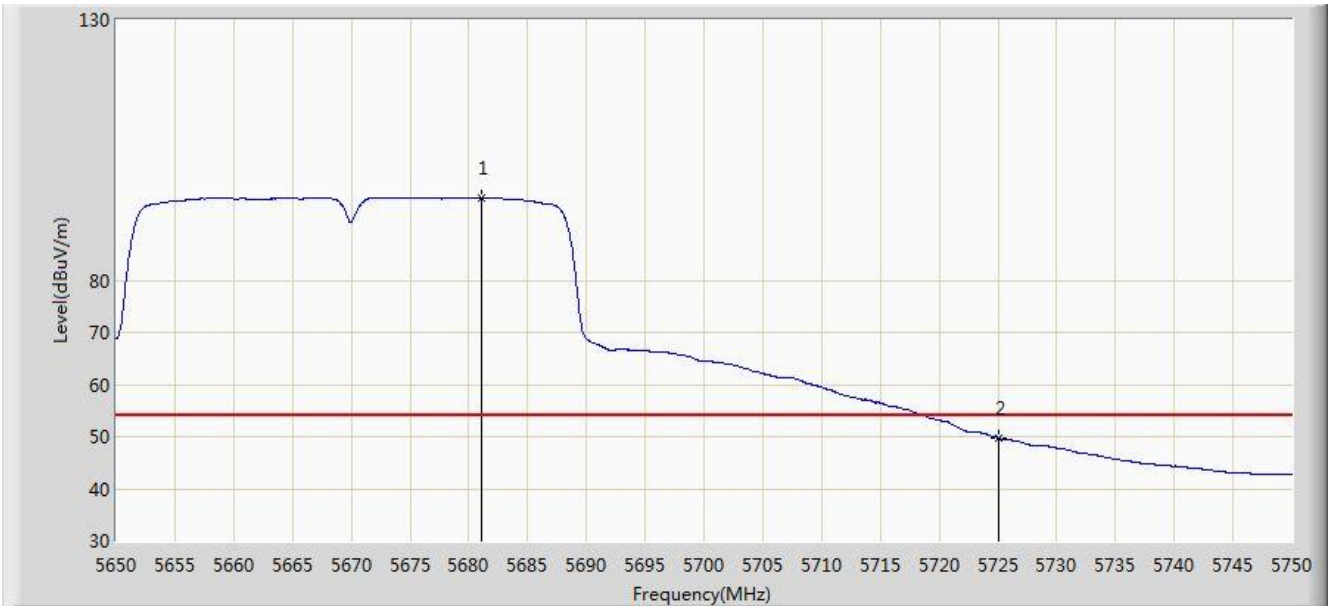


No	Flag	Mark	Frequency (MHz)	Measure Level (dBuV/m)	Reading Level (dBuV)	Over Limit (dB)	Limit (dBuV/m)	Factor (dB)	Type
1		*	5673.750	107.936	103.174	N/A	N/A	4.762	PK
2			5725.000	65.258	60.229	-8.742	74.000	5.029	PK
3			5725.900	65.760	60.725	-8.240	74.000	5.036	PK

Note: Measure Level (dBuV/m) = Reading Level (dBuV) + Factor (dB)

Factor (dB) = Cable Loss (dB) + Antenna Factor (dB) (dB/m) - Pre_Amplifier Gain (dB)

Site: AC1	Time: 2017/07/29 - 16:31
Limit: FCC_Part15.209_RE(3m)	Engineer: Kevin Ker
Probe: BBHA9120D_1GHz_18GHz	Polarity: Horizontal
EUT: AC220 Wi-Fi AP OD external antenna US	Power: DC 54V
Test Mode: Transmit by 802.11n-HT40 at channel 5670MHz Ant 2	

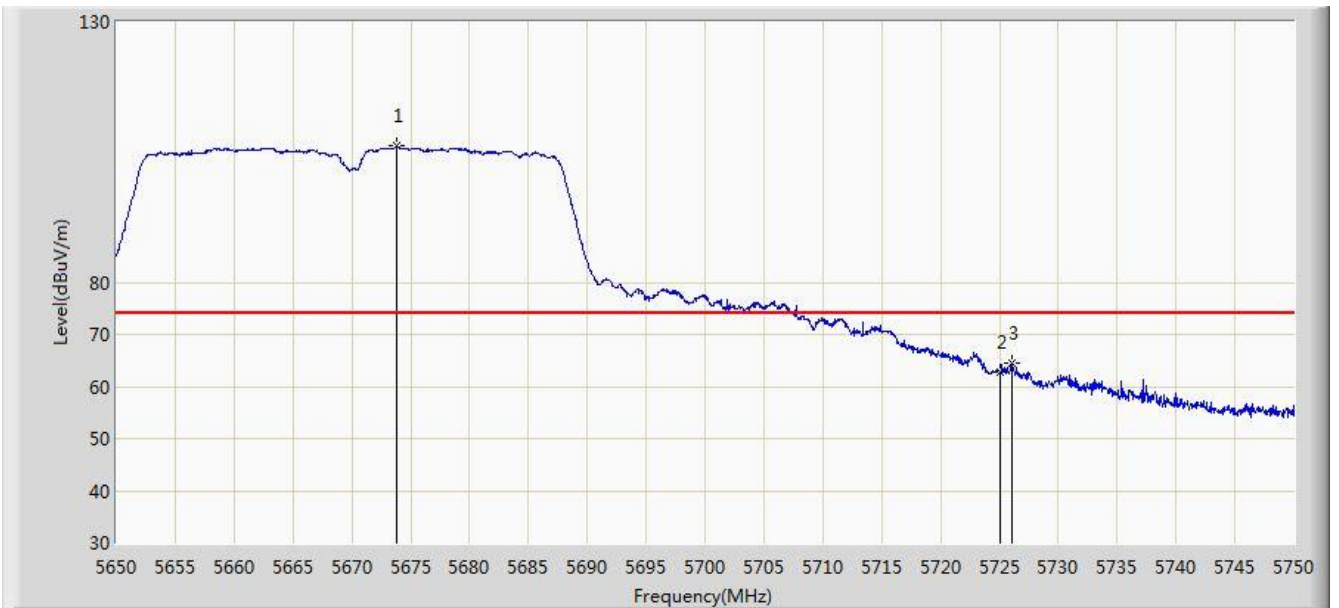


No	Flag	Mark	Frequency (MHz)	Measure Level (dBuV/m)	Reading Level (dBuV)	Over Limit (dB)	Limit (dBuV/m)	Factor (dB)	Type
1		*	5681.050	95.897	91.106	N/A	N/A	4.792	AV
2			5725.000	49.723	44.694	-4.277	54.000	5.029	AV

Note: Measure Level (dBuV/m) = Reading Level (dBuV) + Factor (dB)

Factor (dB) = Cable Loss (dB) + Antenna Factor (dB) (dB/m) - Pre_Amplifier Gain (dB)

Site: AC1	Time: 2017/07/29 - 16:32
Limit: FCC_Part15.209_RE(3m)	Engineer: Kevin Ker
Probe: BBHA9120D_1GHz_18GHz	Polarity: Vertical
EUT: AC220 Wi-Fi AP OD external antenna US	Power: DC 54V
Test Mode: Transmit by 802.11n-HT40 at channel 5670MHz Ant 2	

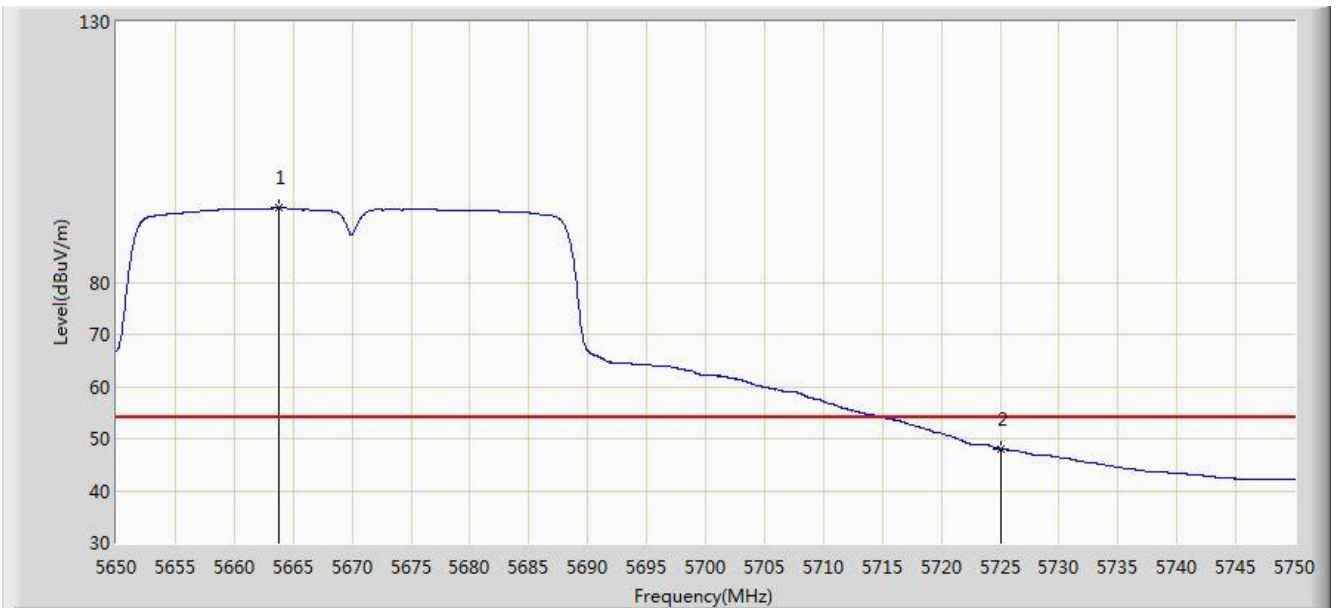


No	Flag	Mark	Frequency (MHz)	Measure Level (dBuV/m)	Reading Level (dBuV)	Over Limit (dB)	Limit (dBuV/m)	Factor (dB)	Type
1		*	5673.800	106.093	101.331	N/A	N/A	4.762	PK
2			5725.000	62.804	57.775	-11.196	74.000	5.029	PK
3			5726.050	64.358	59.322	-9.642	74.000	5.036	PK

Note: Measure Level (dBuV/m) = Reading Level (dBuV) + Factor (dB)

Factor (dB) = Cable Loss (dB) + Antenna Factor (dB) (dB/m) - Pre_Amplifier Gain (dB)

Site: AC1	Time: 2017/07/29 - 16:34
Limit: FCC_Part15.209_RE(3m)	Engineer: Kevin Ker
Probe: BBHA9120D_1GHz_18GHz	Polarity: Vertical
EUT: AC220 Wi-Fi AP OD external antenna US	Power: DC 54V
Test Mode: Transmit by 802.11n-HT40 at channel 5670MHz Ant 2	

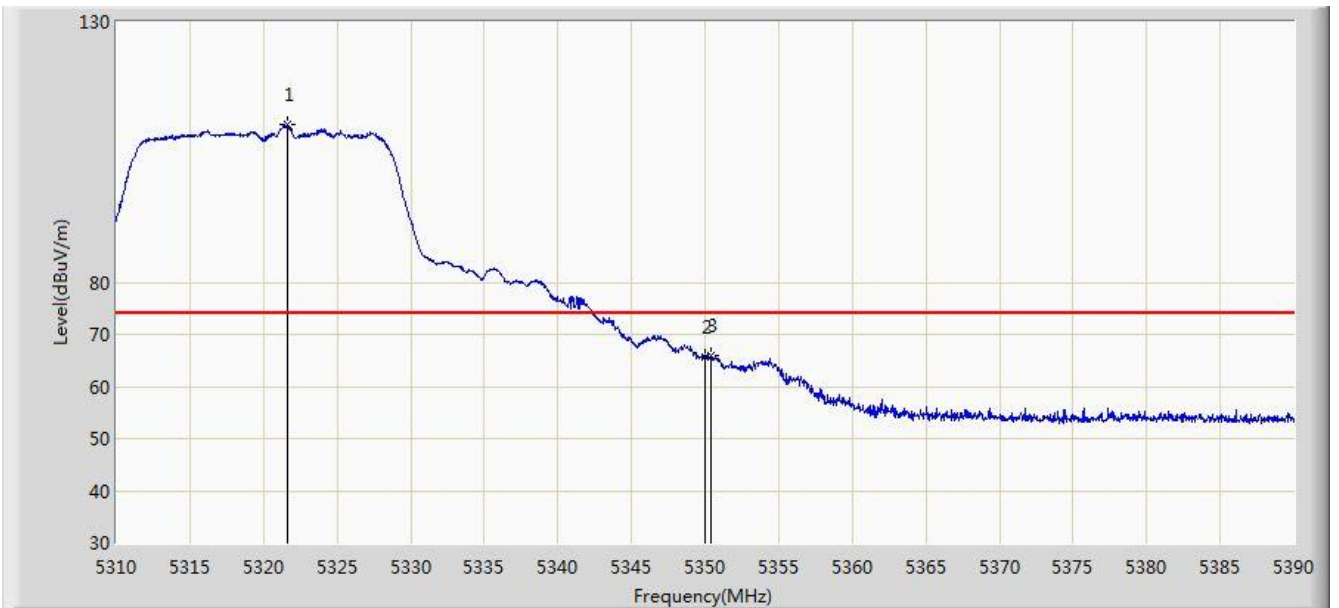


No	Flag	Mark	Frequency (MHz)	Measure Level (dBuV/m)	Reading Level (dBuV)	Over Limit (dB)	Limit (dBuV/m)	Factor (dB)	Type
1		*	5663.750	94.237	89.515	N/A	N/A	4.722	AV
2			5725.000	48.001	42.972	-5.999	54.000	5.029	AV

Note: Measure Level (dBuV/m) = Reading Level (dBuV) + Factor (dB)

Factor (dB) = Cable Loss (dB) + Antenna Factor (dB) (dB/m) - Pre_Amplifier Gain (dB)

Site: AC1	Time: 2017/07/29 - 19:12
Limit: FCC_Part15.209_RE(3m)	Engineer: Kevin Ker
Probe: BBHA9120D_1GHz_18GHz	Polarity: Horizontal
EUT: AC220 Wi-Fi AP OD external antenna US	Power: DC 54V
Test Mode: Transmit by 802.11ac-VHT20 at channel 5320MHz Ant 2	

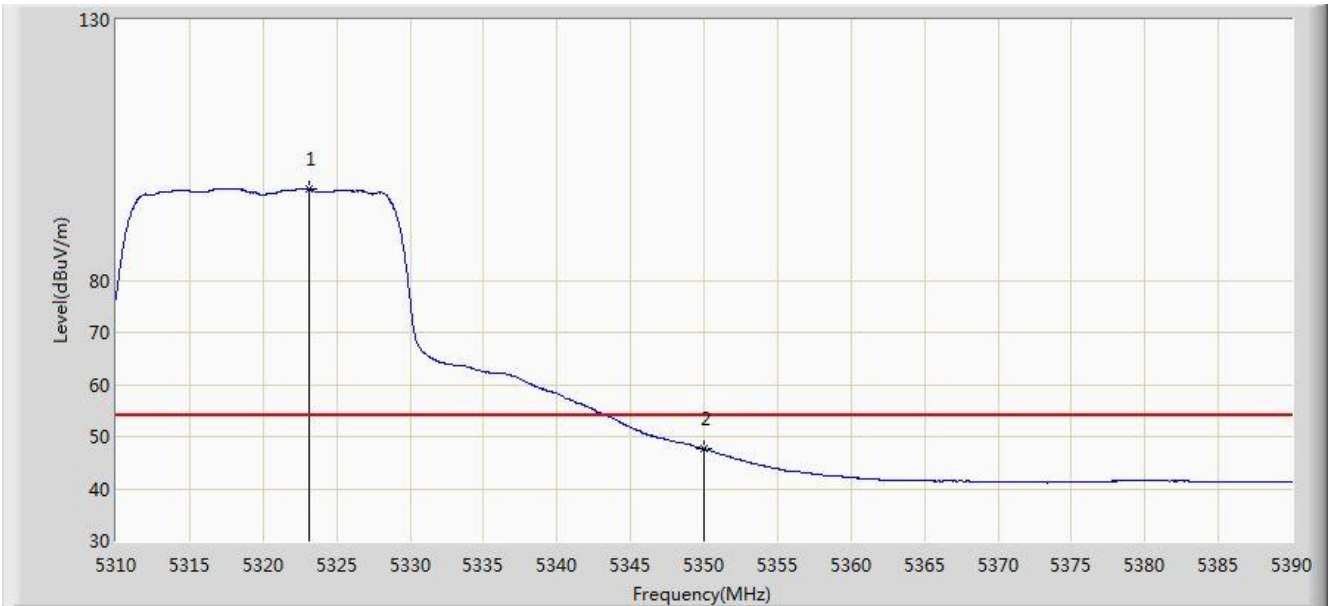


No	Flag	Mark	Frequency (MHz)	Measure Level (dBuV/m)	Reading Level (dBuV)	Over Limit (dB)	Limit (dBuV/m)	Factor (dB)	Type
1		*	5321.600	110.378	106.526	N/A	N/A	3.852	PK
2			5350.000	65.764	61.859	-8.236	74.000	3.904	PK
3			5350.440	65.975	62.070	-8.025	74.000	3.906	PK

Note: Measure Level (dBuV/m) = Reading Level (dBuV) + Factor (dB)

Factor (dB) = Cable Loss (dB) + Antenna Factor (dB) (dB/m) - Pre_Amplifier Gain (dB)

Site: AC1	Time: 2017/07/29 - 19:14
Limit: FCC_Part15.209_RE(3m)	Engineer: Kevin Ker
Probe: BBHA9120D_1GHz_18GHz	Polarity: Horizontal
EUT: AC220 Wi-Fi AP OD external antenna US	Power: DC 54V
Test Mode: Transmit by 802.11ac-VHT20 at channel 5320MHz Ant 2	

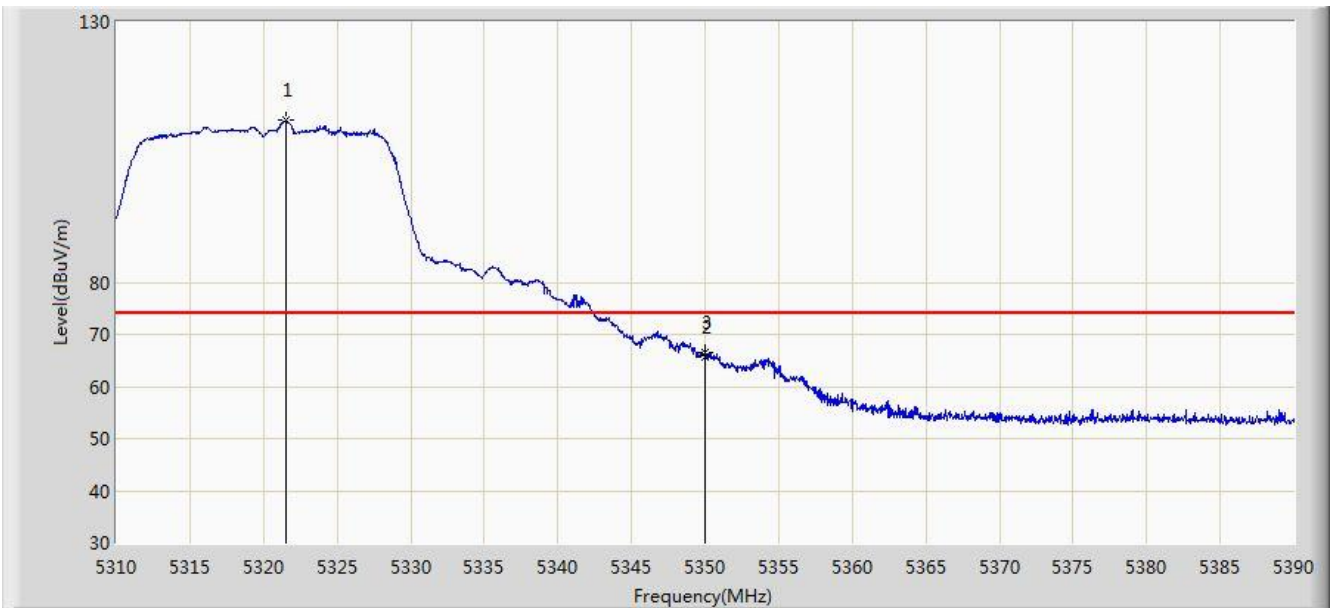


No	Flag	Mark	Frequency (MHz)	Measure Level (dBuV/m)	Reading Level (dBuV)	Over Limit (dB)	Limit (dBuV/m)	Factor (dB)	Type
1		*	5323.120	97.543	93.689	N/A	N/A	3.855	AV
2			5350.000	47.586	43.681	-6.414	54.000	3.904	AV

Note: Measure Level (dBuV/m) = Reading Level (dBuV) + Factor (dB)

Factor (dB) = Cable Loss (dB) + Antenna Factor (dB) (dB/m) - Pre_Amplifier Gain (dB)

Site: AC1	Time: 2017/07/29 - 19:15
Limit: FCC_Part15.209_RE(3m)	Engineer: Kevin Ker
Probe: BBHA9120D_1GHz_18GHz	Polarity: Vertical
EUT: AC220 Wi-Fi AP OD external antenna US	Power: DC 54V
Test Mode: Transmit by 802.11ac-VHT20 at channel 5320MHz Ant 2	

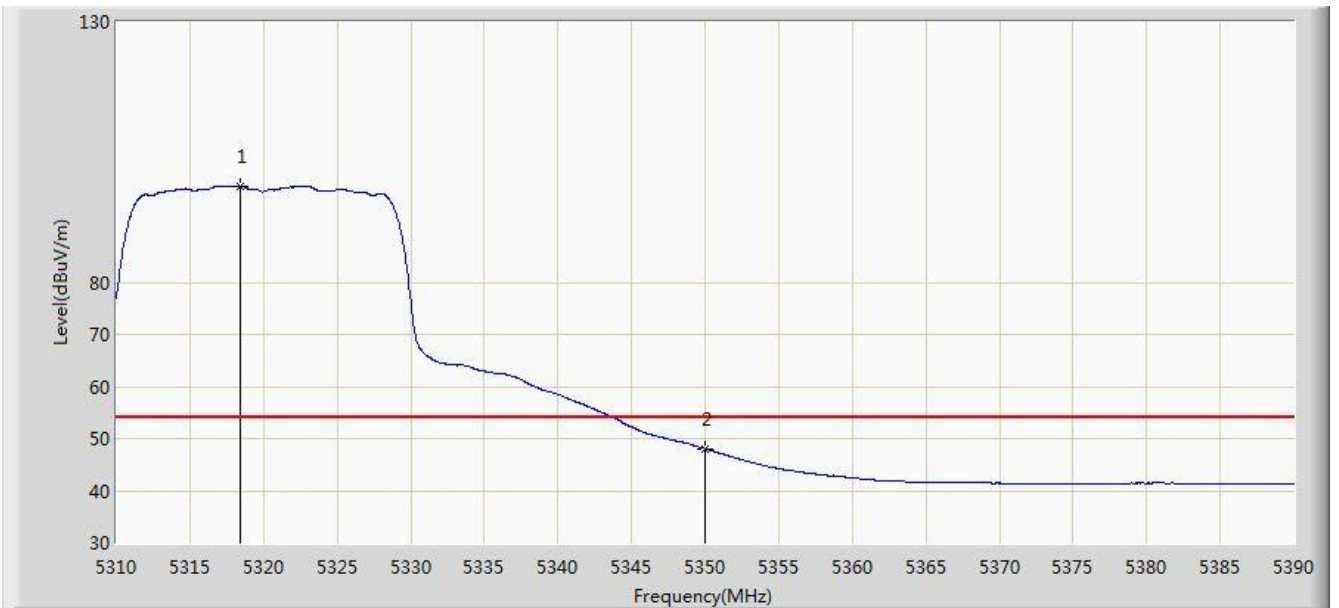


No	Flag	Mark	Frequency (MHz)	Measure Level (dBuV/m)	Reading Level (dBuV)	Over Limit (dB)	Limit (dBuV/m)	Factor (dB)	Type
1		*	5321.520	111.037	107.186	N/A	N/A	3.851	PK
2			5350.000	65.687	61.782	-8.313	74.000	3.904	PK
3			5350.040	66.475	62.570	-7.525	74.000	3.904	PK

Note: Measure Level (dBuV/m) = Reading Level (dBuV) + Factor (dB)

Factor (dB) = Cable Loss (dB) + Antenna Factor (dB) (dB/m) - Pre_Amplifier Gain (dB)

Site: AC1	Time: 2017/07/29 - 19:16
Limit: FCC_Part15.209_RE(3m)	Engineer: Kevin Ker
Probe: BBHA9120D_1GHz_18GHz	Polarity: Vertical
EUT: AC220 Wi-Fi AP OD external antenna US	Power: DC 54V
Test Mode: Transmit by 802.11ac-VHT20 at channel 5320MHz Ant 2	

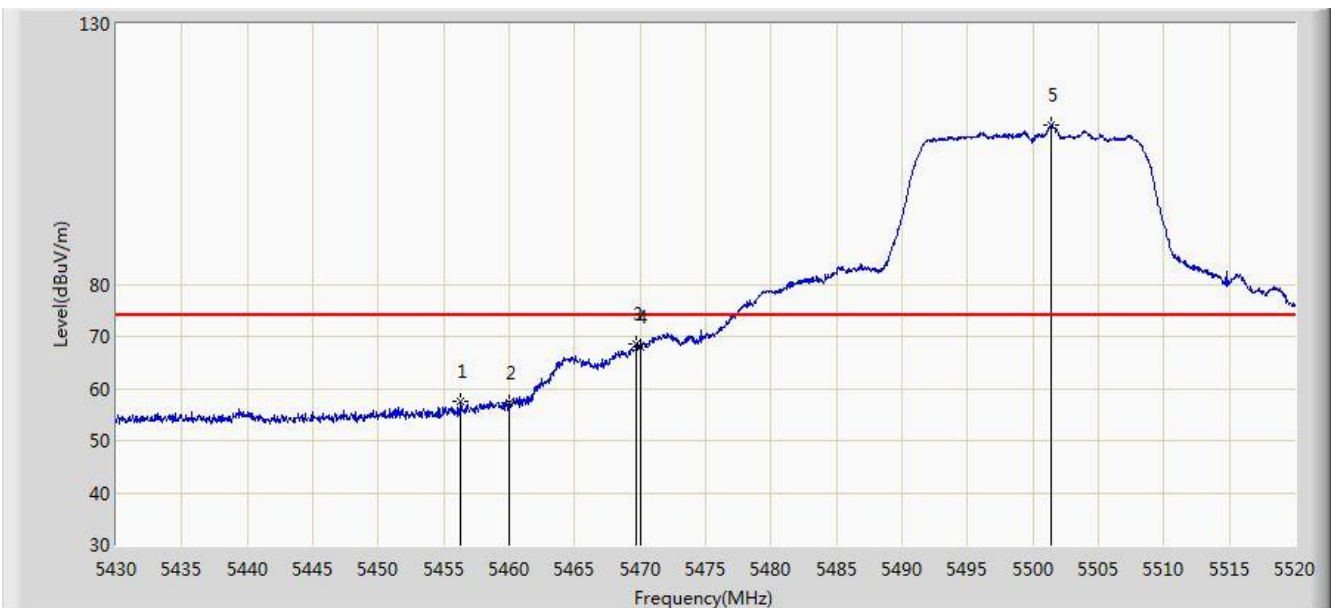


No	Flag	Mark	Frequency (MHz)	Measure Level (dBuV/m)	Reading Level (dBuV)	Over Limit (dB)	Limit (dBuV/m)	Factor (dB)	Type
1		*	5318.400	98.523	94.678	N/A	N/A	3.845	AV
2			5350.000	48.095	44.190	-5.905	54.000	3.904	AV

Note: Measure Level (dBuV/m) = Reading Level (dBuV) + Factor (dB)

Factor (dB) = Cable Loss (dB) + Antenna Factor (dB) (dB/m) - Pre_Amplifier Gain (dB)

Site: AC1	Time: 2017/07/29 - 19:17
Limit: FCC_Part15.209_RE(3m)	Engineer: Kevin Ker
Probe: BBHA9120D_1GHz_18GHz	Polarity: Horizontal
EUT: AC220 Wi-Fi AP OD external antenna US	Power: DC 54V
Test Mode: Transmit by 802.11ac-VHT20 at channel 5500MHz Ant 2	

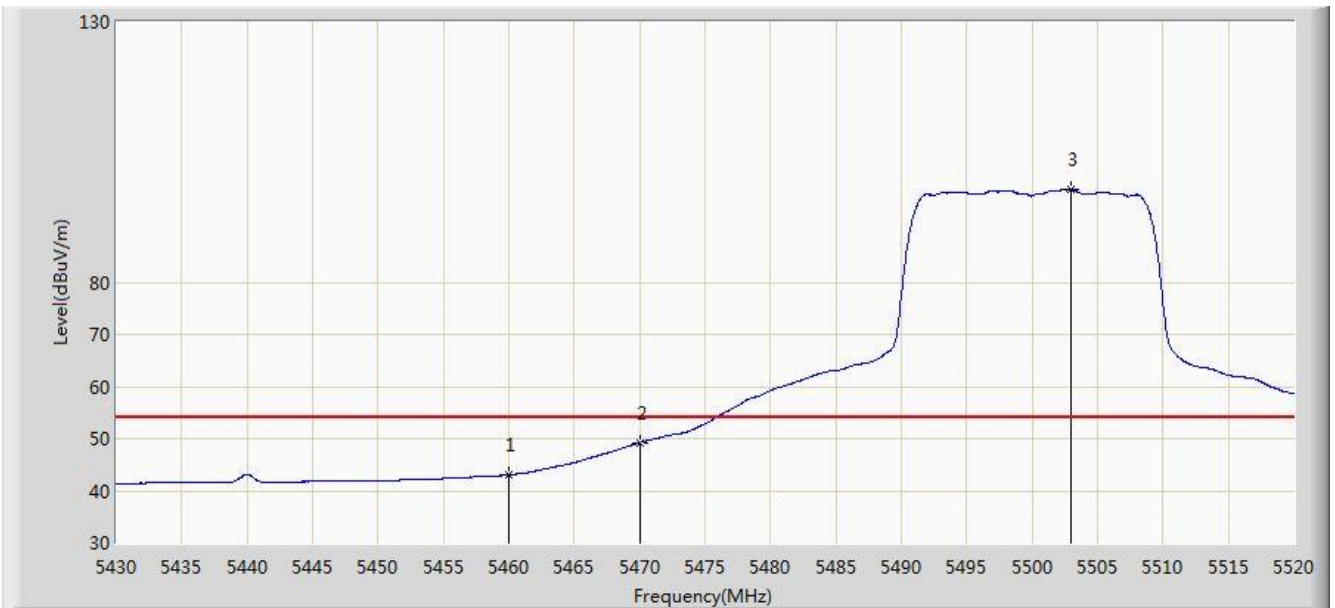


No	Flag	Mark	Frequency (MHz)	Measure Level (dBuV/m)	Reading Level (dBuV)	Over Limit (dB)	Limit (dBuV/m)	Factor (dB)	Type
1			5456.235	57.630	53.458	-16.370	74.000	4.172	PK
2			5460.000	57.250	53.070	-16.750	74.000	4.180	PK
3			5469.735	68.651	64.449	-5.349	74.000	4.202	PK
4			5470.000	67.958	63.756	-6.042	74.000	4.202	PK
5		*	5501.415	110.512	106.236	N/A	N/A	4.276	PK

Note: Measure Level (dBuV/m) = Reading Level (dBuV) + Factor (dB)

Factor (dB) = Cable Loss (dB) + Antenna Factor (dB) (dB/m) - Pre_Amplifier Gain (dB)

Site: AC1	Time: 2017/07/29 - 19:19
Limit: FCC_Part15.209_RE(3m)	Engineer: Kevin Ker
Probe: BBHA9120D_1GHz_18GHz	Polarity: Horizontal
EUT: AC220 Wi-Fi AP OD external antenna US	Power: DC 54V
Test Mode: Transmit by 802.11ac-VHT20 at channel 5500MHz Ant 2	

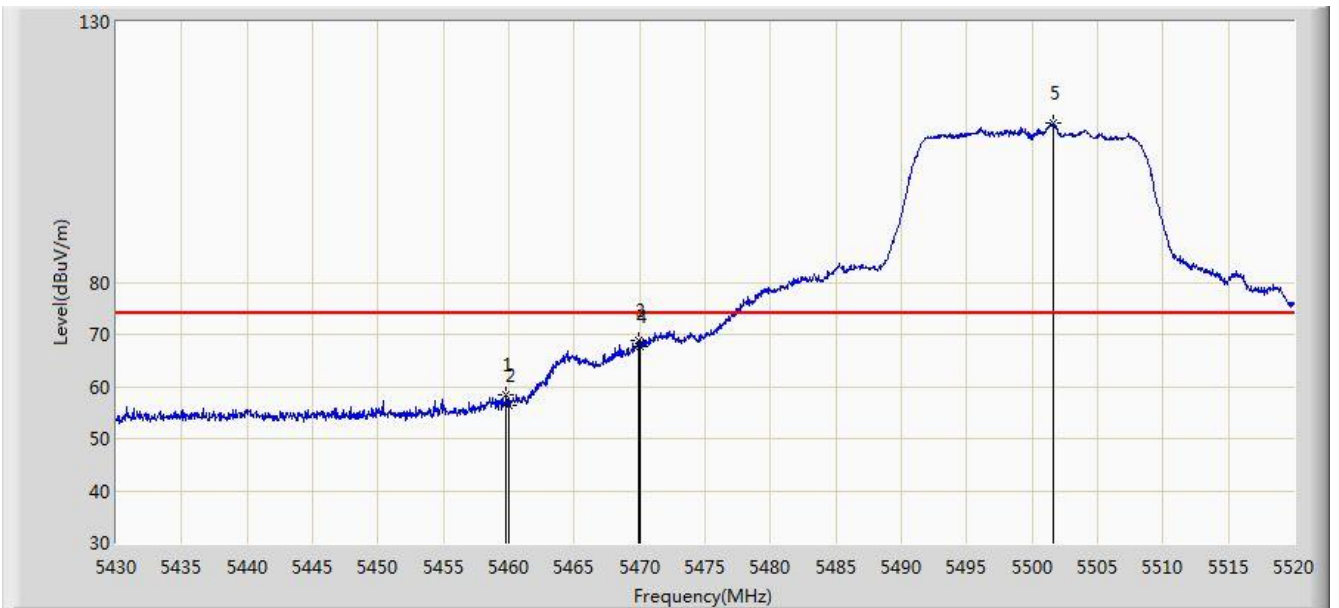


No	Flag	Mark	Frequency (MHz)	Measure Level (dBuV/m)	Reading Level (dBuV)	Over Limit (dB)	Limit (dBuV/m)	Factor (dB)	Type
1			5460.000	43.025	38.845	-10.975	54.000	4.180	AV
2			5470.000	49.229	45.027	-4.771	54.000	4.202	AV
3		*	5502.945	97.802	93.521	N/A	N/A	4.281	AV

Note: Measure Level (dBuV/m) = Reading Level (dBuV) + Factor (dB)

Factor (dB) = Cable Loss (dB) + Antenna Factor (dB) (dB/m) - Pre_Amplifier Gain (dB)

Site: AC1	Time: 2017/07/29 - 19:20
Limit: FCC_Part15.209_RE(3m)	Engineer: Kevin Ker
Probe: BBHA9120D_1GHz_18GHz	Polarity: Vertical
EUT: AC220 Wi-Fi AP OD external antenna US	Power: DC 54V
Test Mode: Transmit by 802.11ac-VHT20 at channel 5500MHz Ant 2	

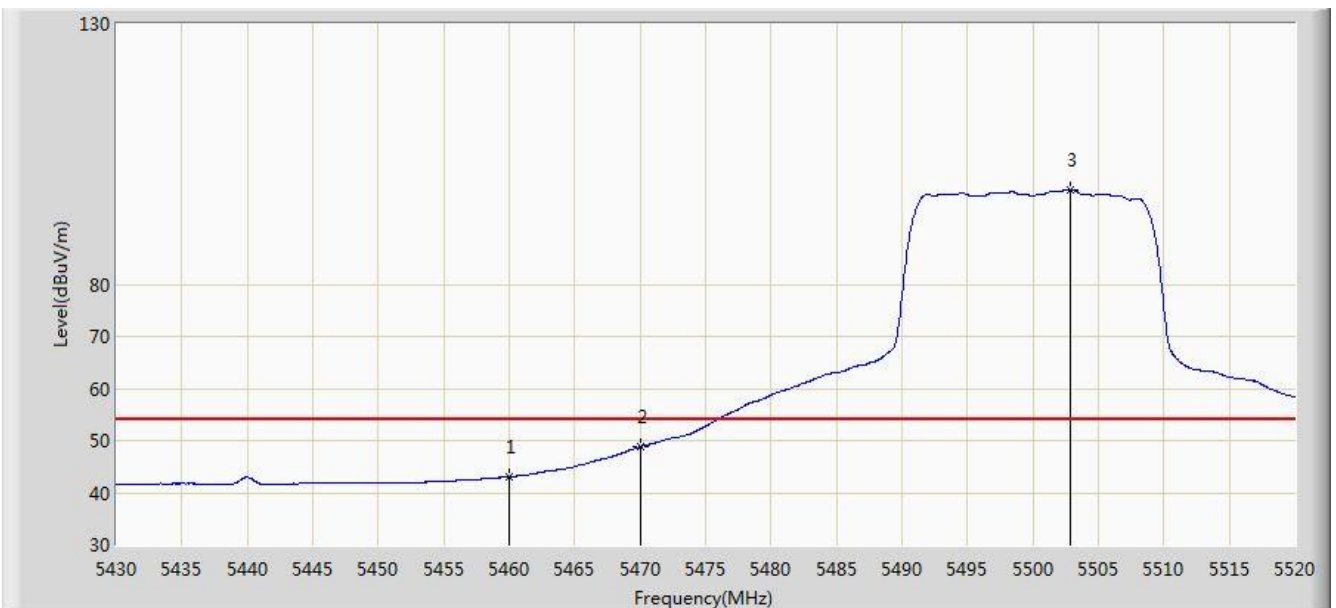


No	Flag	Mark	Frequency (MHz)	Measure Level (dBuV/m)	Reading Level (dBuV)	Over Limit (dB)	Limit (dBuV/m)	Factor (dB)	Type
1			5459.790	58.265	54.085	-15.735	74.000	4.180	PK
2			5460.000	56.338	52.158	-17.662	74.000	4.180	PK
3			5469.870	68.824	64.622	-5.176	74.000	4.202	PK
4			5470.000	67.775	63.573	-6.225	74.000	4.202	PK
5		*	5501.595	110.711	106.434	N/A	N/A	4.277	PK

Note: Measure Level (dBuV/m) = Reading Level (dBuV) + Factor (dB)

Factor (dB) = Cable Loss (dB) + Antenna Factor (dB) (dB/m) - Pre_Amplifier Gain (dB)

Site: AC1	Time: 2017/07/29 - 19:22
Limit: FCC_Part15.209_RE(3m)	Engineer: Kevin Ker
Probe: BBHA9120D_1GHz_18GHz	Polarity: Vertical
EUT: AC220 Wi-Fi AP OD external antenna US	Power: DC 54V
Test Mode: Transmit by 802.11ac-VHT20 at channel 5500MHz Ant 2	

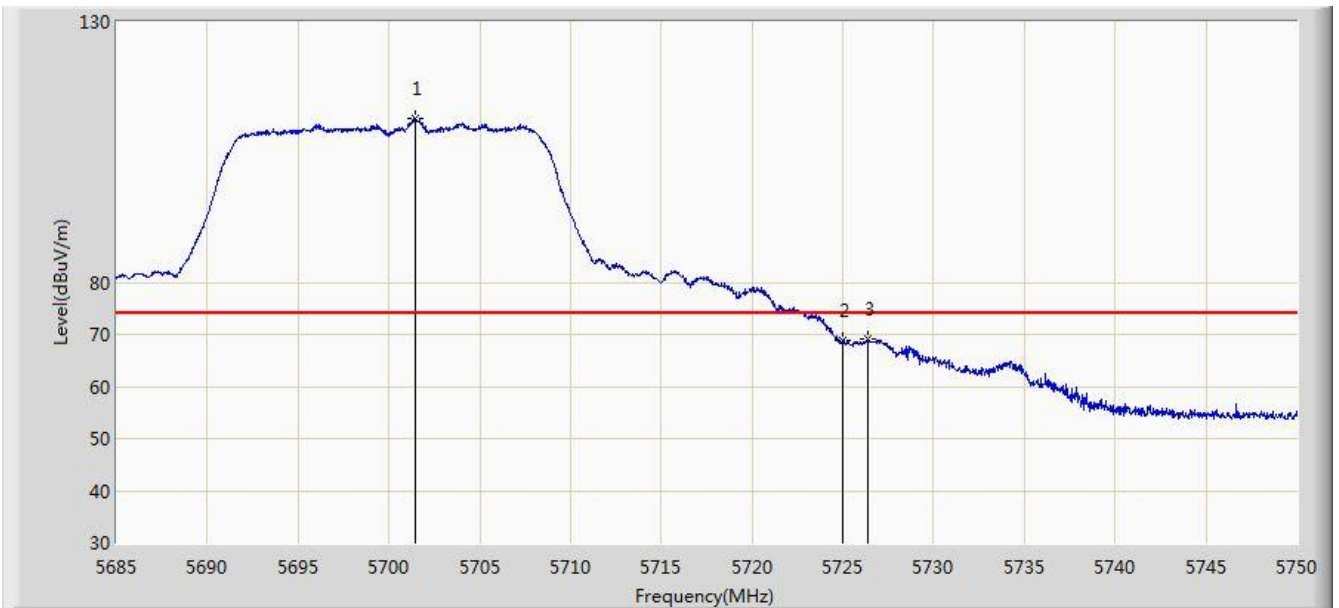


No	Flag	Mark	Frequency (MHz)	Measure Level (dBuV/m)	Reading Level (dBuV)	Over Limit (dB)	Limit (dBuV/m)	Factor (dB)	Type
1			5460.000	43.075	38.895	-10.925	54.000	4.180	AV
2			5470.000	48.777	44.575	-5.223	54.000	4.202	AV
3		*	5502.900	98.057	93.776	N/A	N/A	4.281	AV

Note: Measure Level (dBuV/m) = Reading Level (dBuV) + Factor (dB)

Factor (dB) = Cable Loss (dB) + Antenna Factor (dB) (dB/m) - Pre_Amplifier Gain (dB)

Site: AC1	Time: 2017/07/29 - 19:25
Limit: FCC_Part15.209_RE(3m)	Engineer: Kevin Ker
Probe: BBHA9120D_1GHz_18GHz	Polarity: Horizontal
EUT: AC220 Wi-Fi AP OD external antenna US	Power: DC 54V
Test Mode: Transmit by 802.11ac-VHT20 at channel 5700MHz Ant 2	

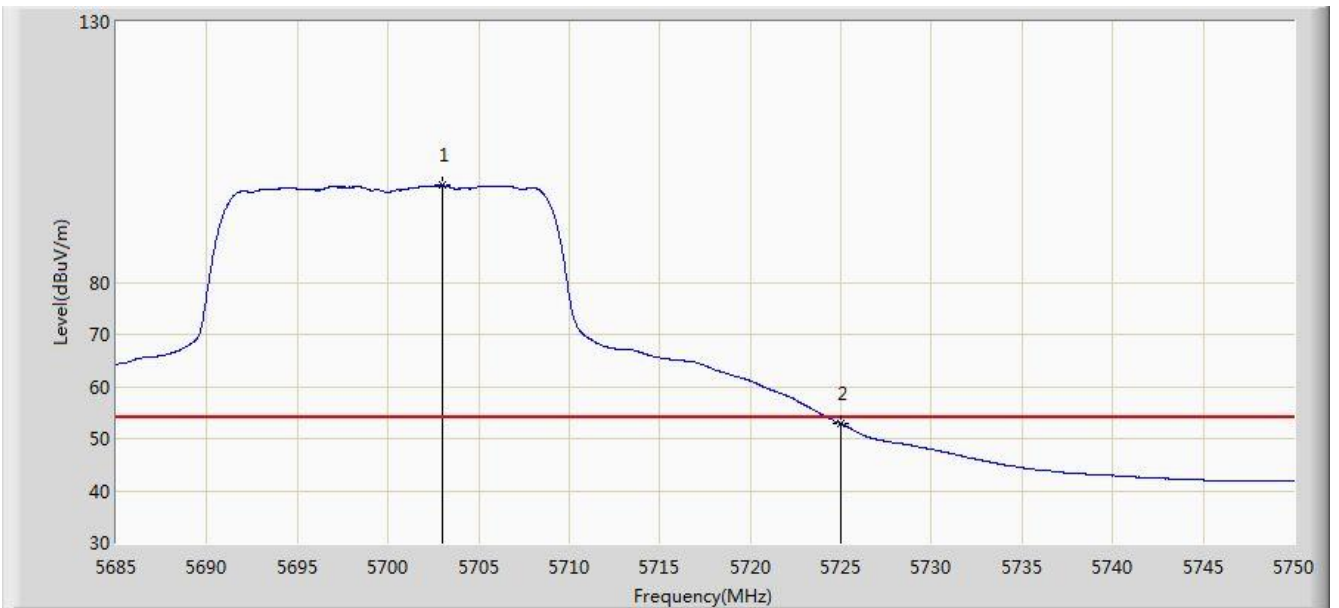


No	Flag	Mark	Frequency (MHz)	Measure Level (dBuV/m)	Reading Level (dBuV)	Over Limit (dB)	Limit (dBuV/m)	Factor (dB)	Type
1		*	5701.478	111.517	106.631	N/A	N/A	4.886	PK
2			5725.000	68.712	63.683	-5.288	74.000	5.029	PK
3			5726.405	69.043	64.005	-4.957	74.000	5.038	PK

Note: Measure Level (dBuV/m) = Reading Level (dBuV) + Factor (dB)

Factor (dB) = Cable Loss (dB) + Antenna Factor (dB) (dB/m) - Pre_Amplifier Gain (dB)

Site: AC1	Time: 2017/07/29 - 19:27
Limit: FCC_Part15.209_RE(3m)	Engineer: Kevin Ker
Probe: BBHA9120D_1GHz_18GHz	Polarity: Horizontal
EUT: AC220 Wi-Fi AP OD external antenna US	Power: DC 54V
Test Mode: Transmit by 802.11ac-VHT20 at channel 5700MHz Ant 2	

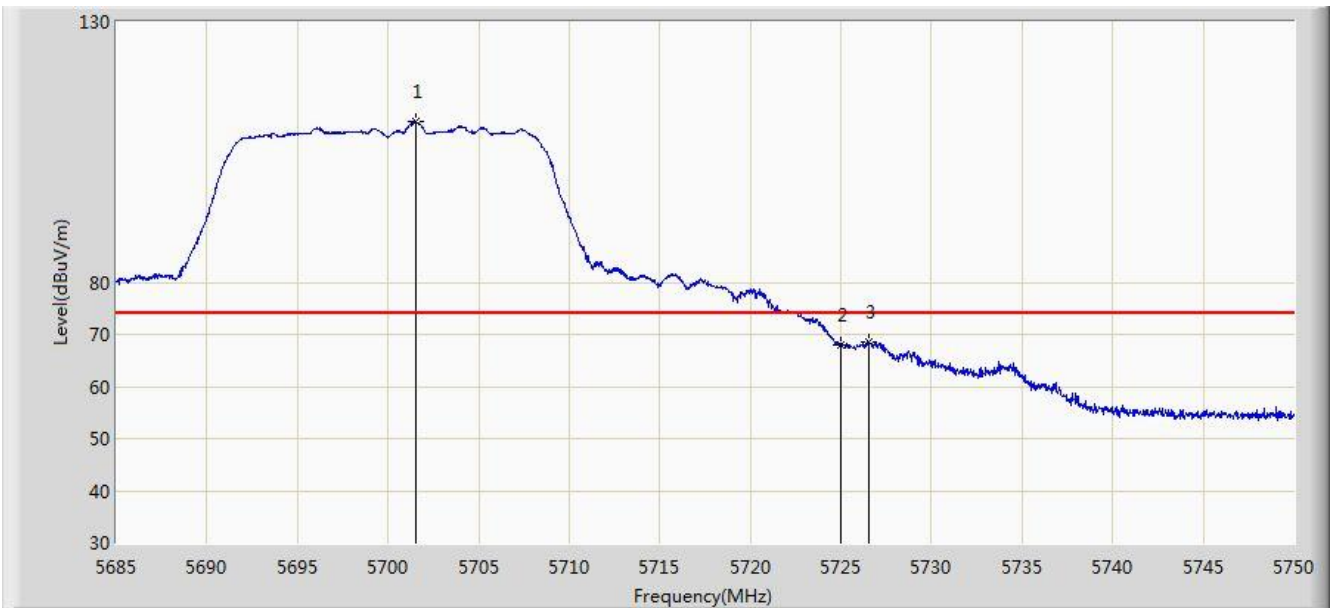


No	Flag	Mark	Frequency (MHz)	Measure Level (dBuV/m)	Reading Level (dBuV)	Over Limit (dB)	Limit (dBuV/m)	Factor (dB)	Type
1		*	5703.005	98.563	93.669	N/A	N/A	4.893	AV
2			5725.000	52.846	47.817	-1.154	54.000	5.029	AV

Note: Measure Level (dBuV/m) = Reading Level (dBuV) + Factor (dB)

Factor (dB) = Cable Loss (dB) + Antenna Factor (dB) (dB/m) - Pre_Amplifier Gain (dB)

Site: AC1	Time: 2017/07/29 - 19:28
Limit: FCC_Part15.209_RE(3m)	Engineer: Kevin Ker
Probe: BBHA9120D_1GHz_18GHz	Polarity: Vertical
EUT: AC220 Wi-Fi AP OD external antenna US	Power: DC 54V
Test Mode: Transmit by 802.11ac-VHT20 at channel 5700MHz Ant 2	

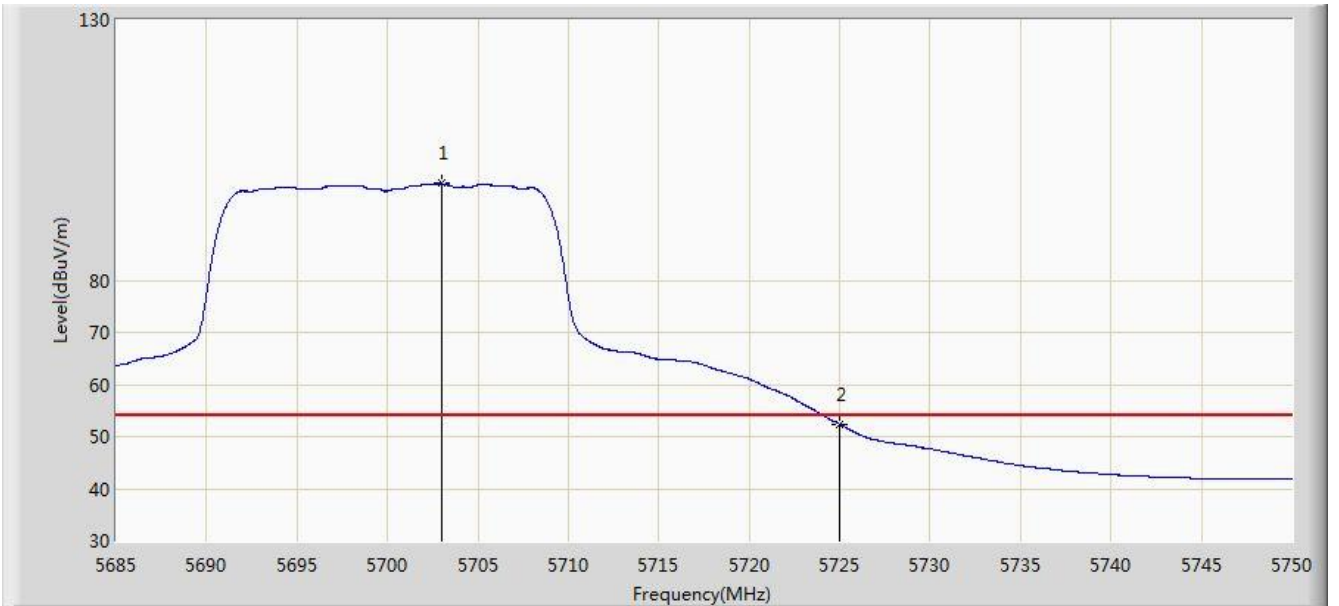


No	Flag	Mark	Frequency (MHz)	Measure Level (dBuV/m)	Reading Level (dBuV)	Over Limit (dB)	Limit (dBuV/m)	Factor (dB)	Type
1		*	5701.510	110.782	105.896	N/A	N/A	4.886	PK
2			5725.000	68.076	63.047	-5.924	74.000	5.029	PK
3			5726.502	68.421	63.382	-5.579	74.000	5.039	PK

Note: Measure Level (dBuV/m) = Reading Level (dBuV) + Factor (dB)

Factor (dB) = Cable Loss (dB) + Antenna Factor (dB) (dB/m) - Pre_Amplifier Gain (dB)

Site: AC1	Time: 2017/07/29 - 19:30
Limit: FCC_Part15.209_RE(3m)	Engineer: Kevin Ker
Probe: BBHA9120D_1GHz_18GHz	Polarity: Vertical
EUT: AC220 Wi-Fi AP OD external antenna US	Power: DC 54V
Test Mode: Transmit by 802.11ac-VHT20 at channel 5700MHz Ant 2	



No	Flag	Mark	Frequency (MHz)	Measure Level (dBuV/m)	Reading Level (dBuV)	Over Limit (dB)	Limit (dBuV/m)	Factor (dB)	Type
1		*	5703.005	98.565	93.671	N/A	N/A	4.893	AV
2			5725.000	52.440	47.411	-1.560	54.000	5.029	AV

Note: Measure Level (dBuV/m) = Reading Level (dBuV) + Factor (dB)

Factor (dB) = Cable Loss (dB) + Antenna Factor (dB) (dB/m) - Pre_Amplifier Gain (dB)