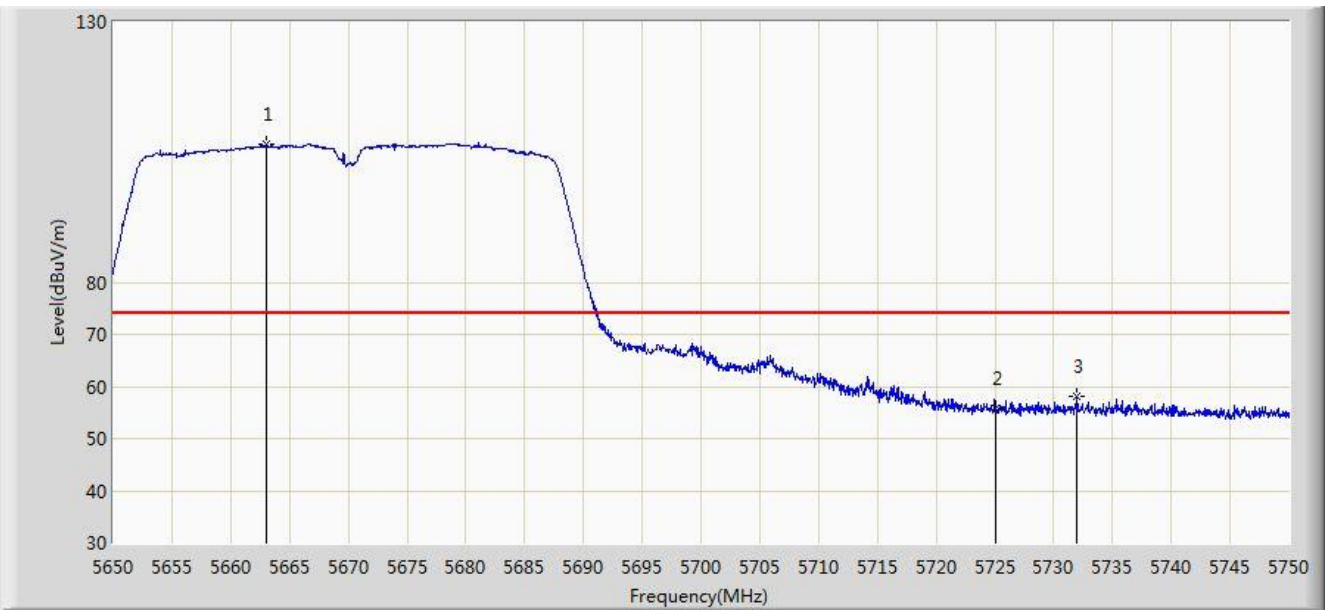


Site: AC1	Time: 2017/08/12 - 11:34
Limit: FCC_Part15.209_RE(3m)	Engineer: Kevin Ker
Probe: BBHA9120D_1GHz_18GHz	Polarity: Vertical
EUT: AC220 Wi-Fi AP OD directional antenna US	Power: DC 54V
Test Mode: Transmit by 802.11ac-VHT40 at Channel 5670MHz Ant 2	

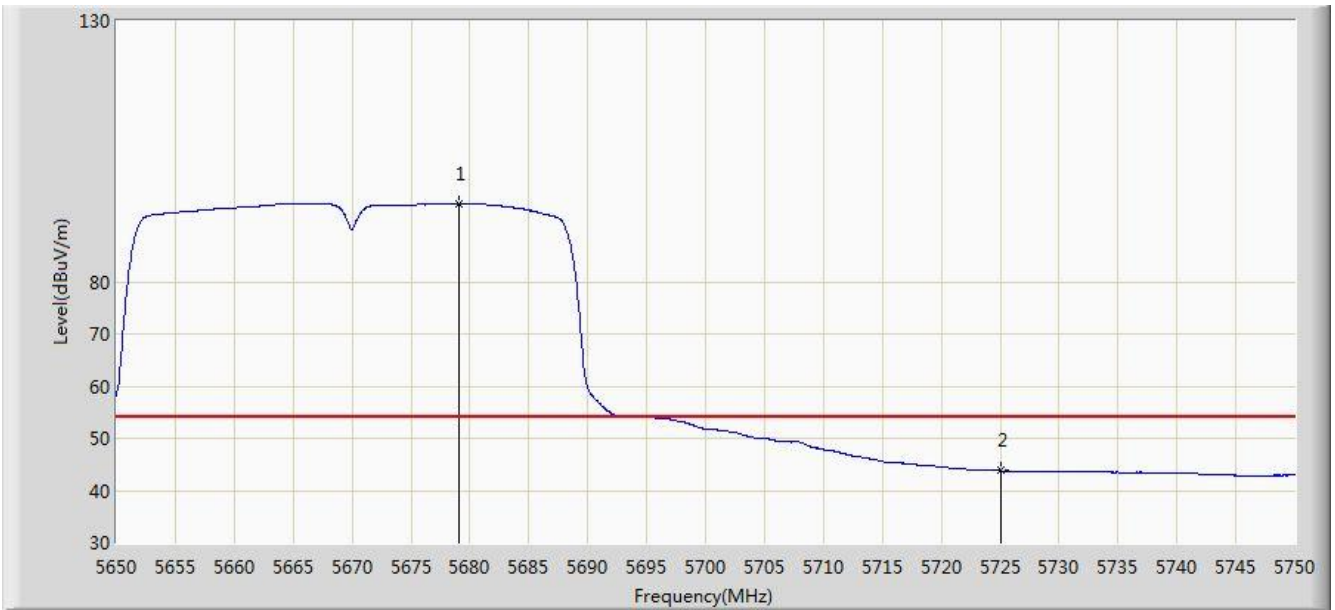


No	Flag	Mark	Frequency (MHz)	Measure Level (dBuV/m)	Reading Level (dBuV)	Over Limit (dB)	Limit (dBuV/m)	Factor (dB)	Type
1		*	5663.000	106.610	101.891	N/A	N/A	4.719	PK
2			5725.000	55.742	50.713	-18.258	74.000	5.029	PK
3			5732.000	57.973	52.899	-16.027	74.000	5.074	PK

Note: Measure Level (dBμV/m) = Reading Level (dBμV) + Factor (dB)

Factor (dB) = Cable Loss (dB) + Antenna Factor (dB) (dB/m) - Pre_Amplifier Gain (dB)

Site: AC1	Time: 2017/08/12 - 11:36
Limit: FCC_Part15.209_RE(3m)	Engineer: Kevin Ker
Probe: BBHA9120D_1GHz_18GHz	Polarity: Vertical
EUT: AC220 Wi-Fi AP OD directional antenna US	Power: DC 54V
Test Mode: Transmit by 802.11ac-VHT40 at Channel 5670MHz Ant 2	

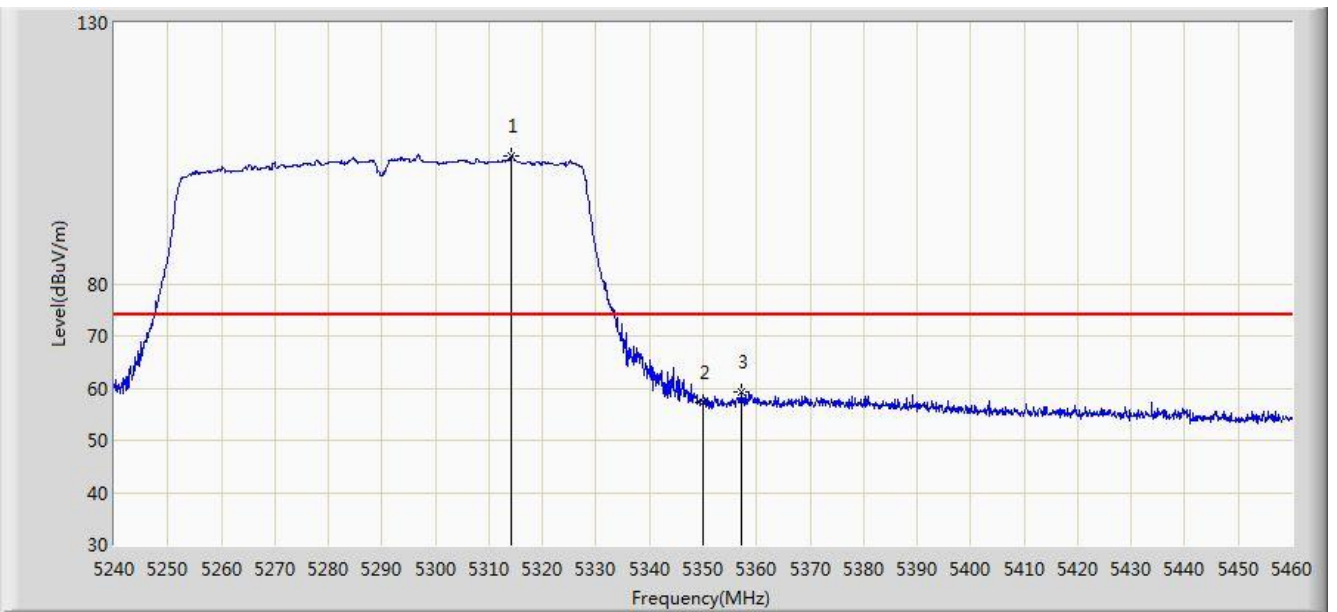


No	Flag	Mark	Frequency (MHz)	Measure Level (dBuV/m)	Reading Level (dBuV)	Over Limit (dB)	Limit (dBuV/m)	Factor (dB)	Type
1		*	5679.050	94.974	90.191	N/A	N/A	4.783	AV
2			5725.000	43.813	38.784	-10.187	54.000	5.029	AV

Note: Measure Level (dBμV/m) = Reading Level (dBμV) + Factor (dB)

Factor (dB) = Cable Loss (dB) + Antenna Factor (dB) (dB/m) - Pre_Amplifier Gain (dB)

Site: AC1	Time: 2017/08/12 - 11:56
Limit: FCC_Part15.209_RE(3m)	Engineer: Kevin Ker
Probe: BBHA9120D_1GHz_18GHz	Polarity: Horizontal
EUT: AC220 Wi-Fi AP OD directional antenna US	Power: DC 54V
Test Mode: Transmit by 802.11ac-VHT80 at Channel 5290MHz Ant 2	

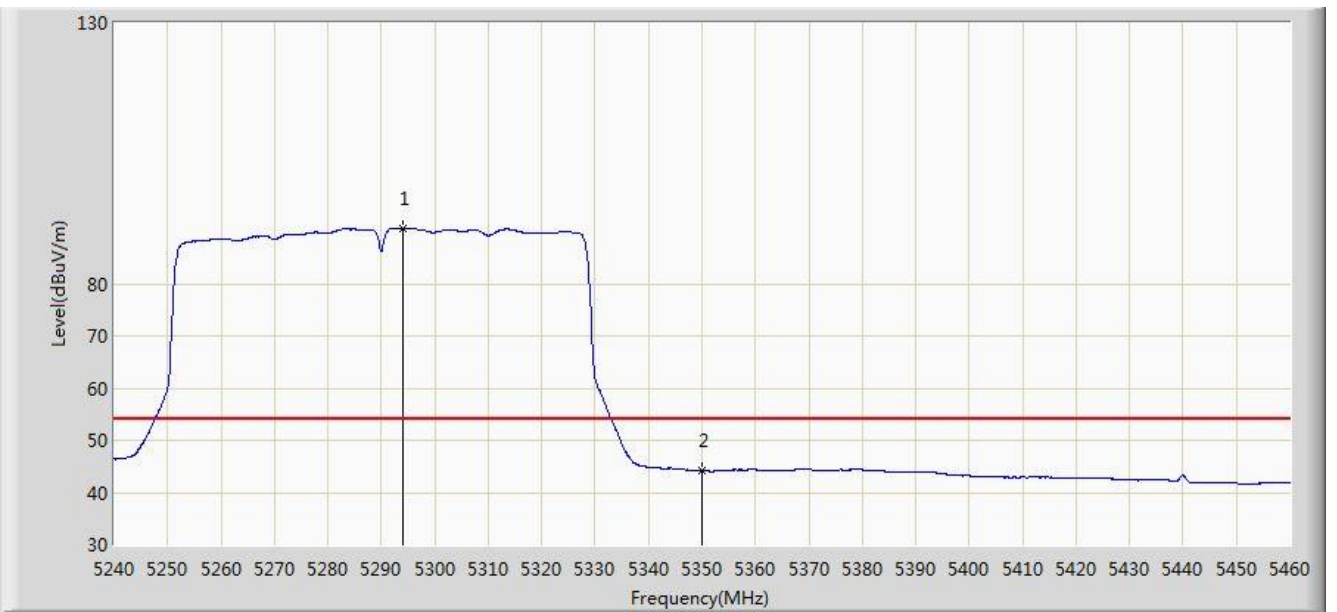


No	Flag	Mark	Frequency (MHz)	Measure Level (dBuV/m)	Reading Level (dBuV)	Over Limit (dB)	Limit (dBuV/m)	Factor (dB)	Type
1		*	5314.140	104.615	100.777	N/A	N/A	3.838	PK
2			5350.000	57.193	53.288	-16.807	74.000	3.904	PK
3			5357.040	59.352	55.435	-14.648	74.000	3.917	PK

Note: Measure Level (dB μ V/m) = Reading Level (dB μ V) + Factor (dB)

Factor (dB) = Cable Loss (dB) + Antenna Factor (dB) (dB/m) - Pre_Amplifier Gain (dB)

Site: AC1	Time: 2017/08/12 - 11:57
Limit: FCC_Part15.209_RE(3m)	Engineer: Kevin Ker
Probe: BBHA9120D_1GHz_18GHz	Polarity: Horizontal
EUT: AC220 Wi-Fi AP OD directional antenna US	Power: DC 54V
Test Mode: Transmit by 802.11ac-VHT80 at Channel 5290MHz Ant 2	

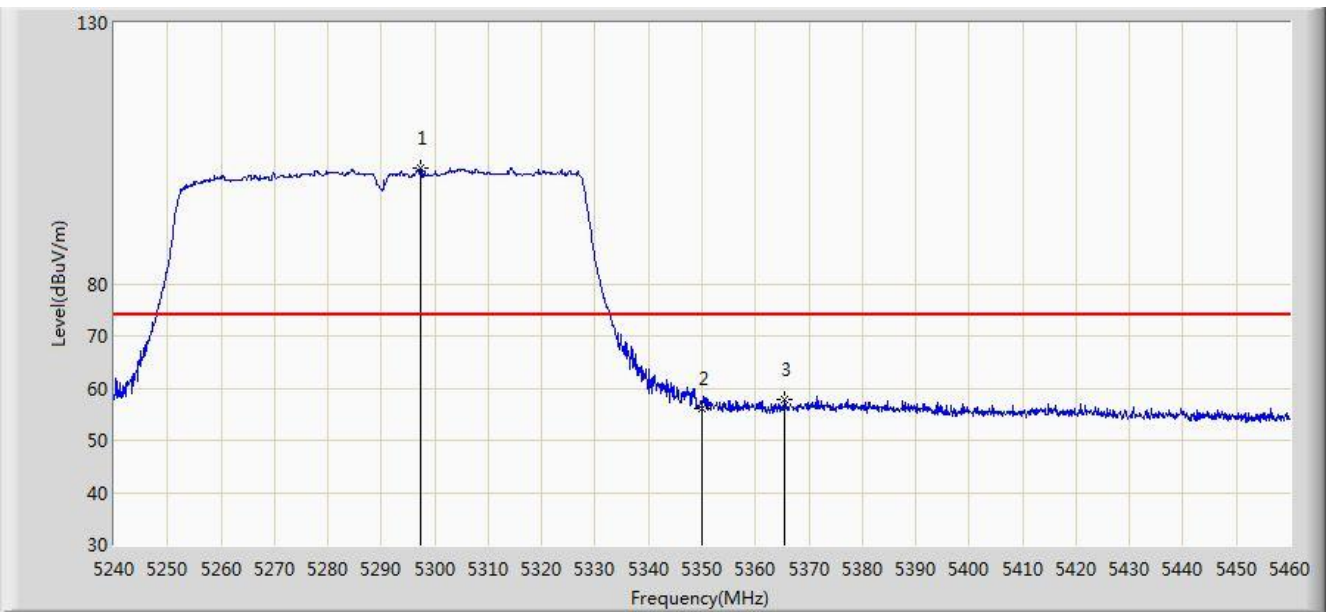


No	Flag	Mark	Frequency (MHz)	Measure Level (dBuV/m)	Reading Level (dBuV)	Over Limit (dB)	Limit (dBuV/m)	Factor (dB)	Type
1		*	5293.900	90.560	86.743	N/A	N/A	3.818	AV
2			5350.000	44.187	40.282	-9.813	54.000	3.904	AV

Note: Measure Level (dB μ V/m) = Reading Level (dB μ V) + Factor (dB)

Factor (dB) = Cable Loss (dB) + Antenna Factor (dB) (dB/m) - Pre_Amplifier Gain (dB)

Site: AC1	Time: 2017/08/12 - 11:57
Limit: FCC_Part15.209_RE(3m)	Engineer: Kevin Ker
Probe: BBHA9120D_1GHz_18GHz	Polarity: Vertical
EUT: AC220 Wi-Fi AP OD directional antenna US	Power: DC 54V
Test Mode: Transmit by 802.11ac-VHT80 at Channel 5290MHz Ant 2	

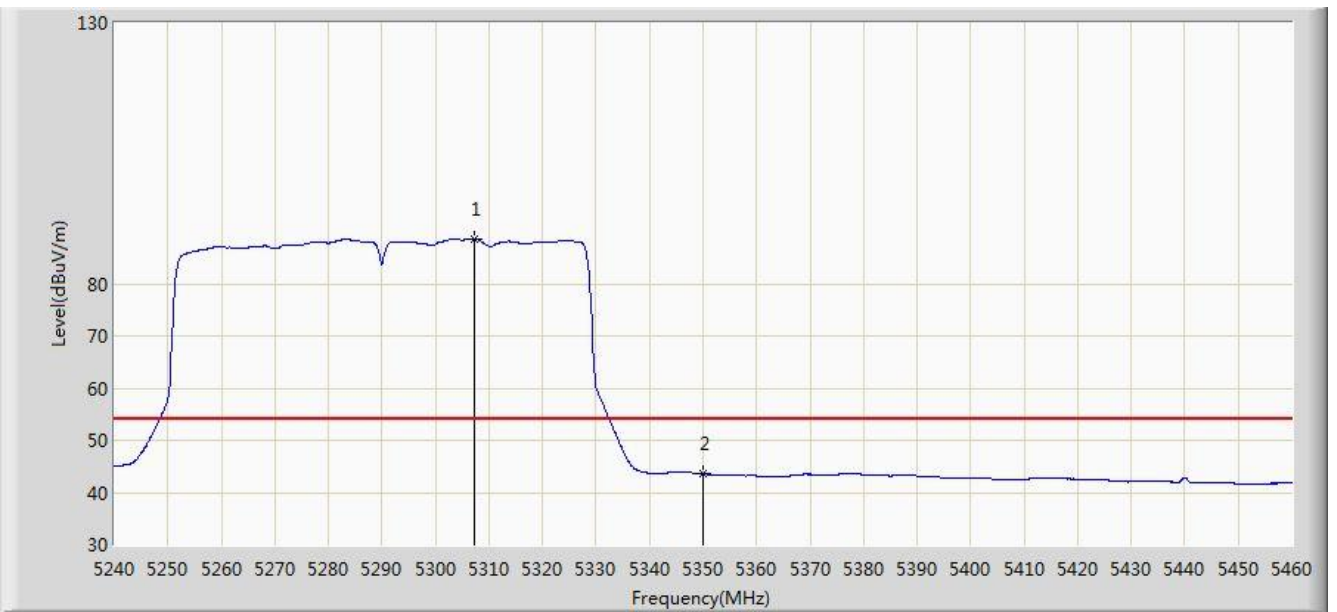


No	Flag	Mark	Frequency (MHz)	Measure Level (dBuV/m)	Reading Level (dBuV)	Over Limit (dB)	Limit (dBuV/m)	Factor (dB)	Type
1		*	5297.310	102.154	98.339	N/A	N/A	3.815	PK
2			5350.000	56.179	52.274	-17.821	74.000	3.904	PK
3			5365.400	57.874	53.942	-16.126	74.000	3.933	PK

Note: Measure Level (dB μ V/m) = Reading Level (dB μ V) + Factor (dB)

Factor (dB) = Cable Loss (dB) + Antenna Factor (dB) (dB/m) - Pre_Amplifier Gain (dB)

Site: AC1	Time: 2017/08/12 - 11:59
Limit: FCC_Part15.209_RE(3m)	Engineer: Kevin Ker
Probe: BBHA9120D_1GHz_18GHz	Polarity: Vertical
EUT: AC220 Wi-Fi AP OD directional antenna US	Power: DC 54V
Test Mode: Transmit by 802.11ac-VHT80 at Channel 5290MHz Ant 2	

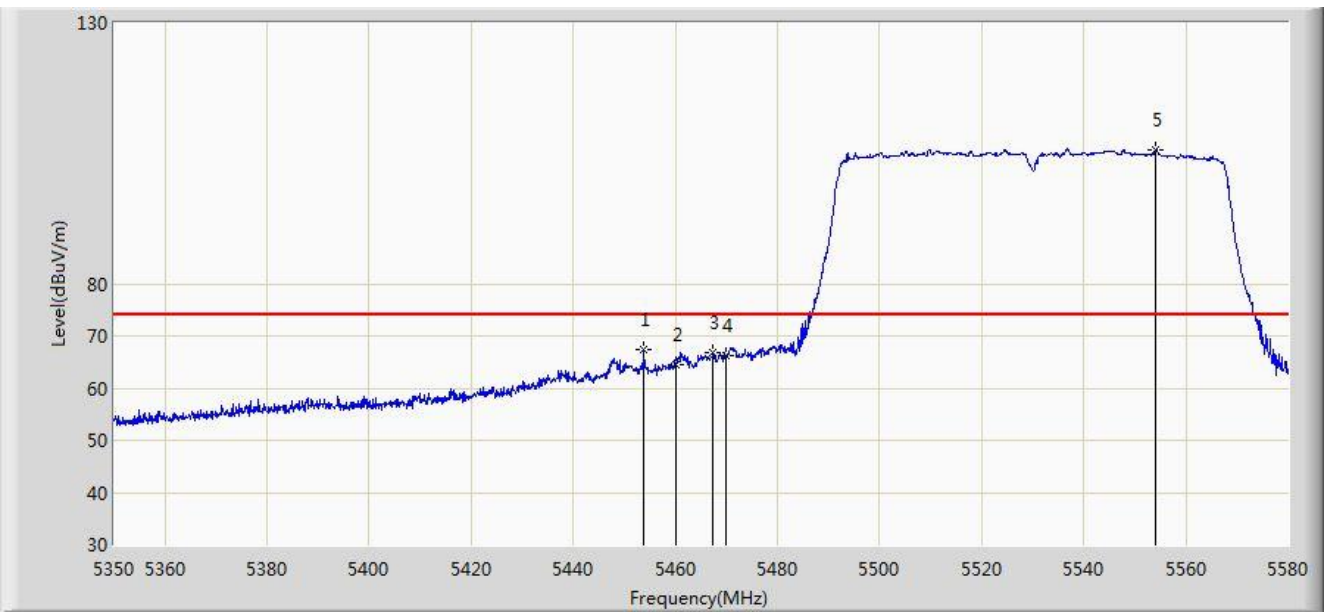


No	Flag	Mark	Frequency (MHz)	Measure Level (dBuV/m)	Reading Level (dBuV)	Over Limit (dB)	Limit (dBuV/m)	Factor (dB)	Type
1		*	5307.320	88.551	84.726	N/A	N/A	3.825	AV
2			5350.000	43.519	39.614	-10.481	54.000	3.904	AV

Note: Measure Level (dB μ V/m) = Reading Level (dB μ V) + Factor (dB)

Factor (dB) = Cable Loss (dB) + Antenna Factor (dB) (dB/m) - Pre_Amplifier Gain (dB)

Site: AC1	Time: 2017/08/12 - 12:00
Limit: FCC_Part15.209_RE(3m)	Engineer: Kevin Ker
Probe: BBHA9120D_1GHz_18GHz	Polarity: Horizontal
EUT: AC220 Wi-Fi AP OD directional antenna US	Power: DC 54V
Test Mode: Transmit by 802.11ac-VHT80 at Channel 5530MHz Ant 2	

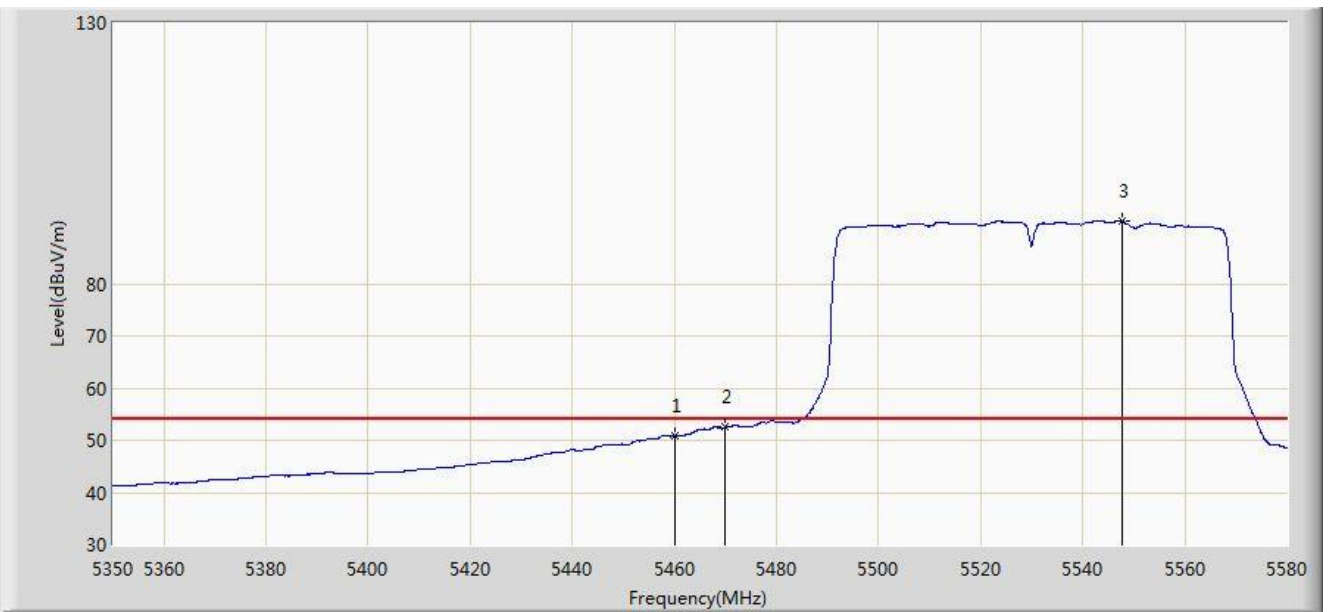


No	Flag	Mark	Frequency (MHz)	Measure Level (dBuV/m)	Reading Level (dBuV)	Over Limit (dB)	Limit (dBuV/m)	Factor (dB)	Type
1			5453.845	67.452	63.285	-6.548	74.000	4.168	PK
2			5460.000	64.637	60.457	-9.363	74.000	4.180	PK
3			5467.415	66.715	62.518	-7.285	74.000	4.196	PK
4			5470.000	66.369	62.167	-7.631	74.000	4.202	PK
5		*	5554.125	105.706	101.277	N/A	N/A	4.429	PK

Note: Measure Level (dB μ V/m) = Reading Level (dB μ V) + Factor (dB)

Factor (dB) = Cable Loss (dB) + Antenna Factor (dB) (dB/m) - Pre_Amplifier Gain (dB)

Site: AC1	Time: 2017/08/12 - 12:01
Limit: FCC_Part15.209_RE(3m)	Engineer: Kevin Ker
Probe: BBHA9120D_1GHz_18GHz	Polarity: Horizontal
EUT: AC220 Wi-Fi AP OD directional antenna US	Power: DC 54V
Test Mode: Transmit by 802.11ac-VHT80 at Channel 5530MHz Ant 2	

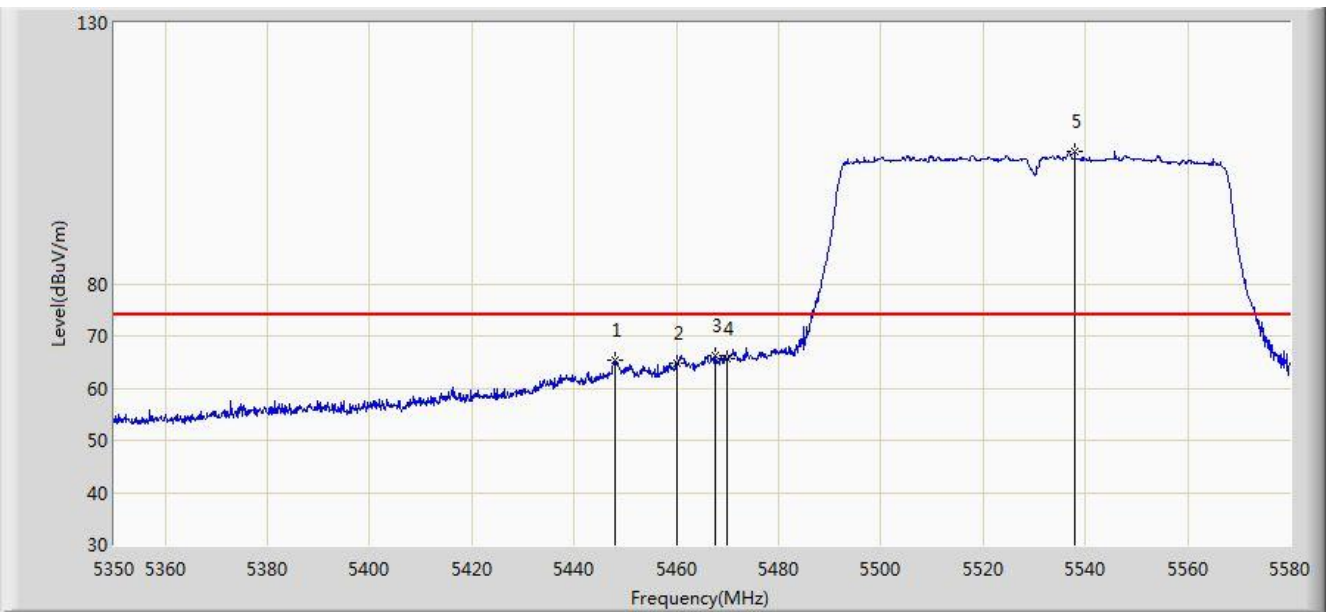


No	Flag	Mark	Frequency (MHz)	Measure Level (dBuV/m)	Reading Level (dBuV)	Over Limit (dB)	Limit (dBuV/m)	Factor (dB)	Type
1			5460.000	50.881	46.701	-3.119	54.000	4.180	AV
2			5470.000	52.476	48.274	-1.524	54.000	4.202	AV
3		*	5547.685	91.966	87.555	N/A	N/A	4.411	AV

Note: Measure Level (dBμV/m) = Reading Level (dBμV) + Factor (dB)

Factor (dB) = Cable Loss (dB) + Antenna Factor (dB) (dB/m) - Pre_Amplifier Gain (dB)

Site: AC1	Time: 2017/08/12 - 12:02
Limit: FCC_Part15.209_RE(3m)	Engineer: Kevin Ker
Probe: BBHA9120D_1GHz_18GHz	Polarity: Vertical
EUT: AC220 Wi-Fi AP OD directional antenna US	Power: DC 54V
Test Mode: Transmit by 802.11ac-VHT80 at Channel 5530MHz Ant 2	

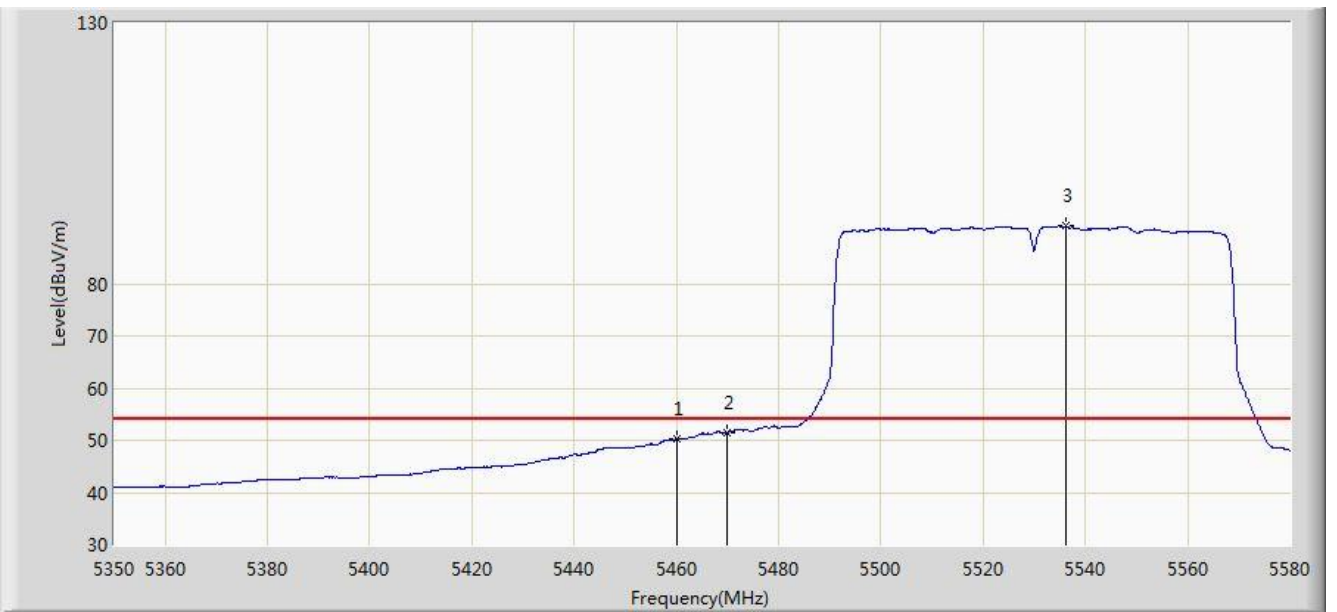


No	Flag	Mark	Frequency (MHz)	Measure Level (dBuV/m)	Reading Level (dBuV)	Over Limit (dB)	Limit (dBuV/m)	Factor (dB)	Type
1			5448.095	65.249	61.100	-8.751	74.000	4.149	PK
2			5460.000	64.748	60.568	-9.252	74.000	4.180	PK
3			5467.530	66.309	62.112	-7.691	74.000	4.197	PK
4			5470.000	65.664	61.462	-8.336	74.000	4.202	PK
5		*	5537.910	105.504	101.119	N/A	N/A	4.385	PK

Note: Measure Level (dB μ V/m) = Reading Level (dB μ V) + Factor (dB)

Factor (dB) = Cable Loss (dB) + Antenna Factor (dB) (dB/m) - Pre_Amplifier Gain (dB)

Site: AC1	Time: 2017/08/12 - 12:03
Limit: FCC_Part15.209_RE(3m)	Engineer: Kevin Ker
Probe: BBHA9120D_1GHz_18GHz	Polarity: Vertical
EUT: AC220 Wi-Fi AP OD directional antenna US	Power: DC 54V
Test Mode: Transmit by 802.11ac-VHT80 at Channel 5530MHz Ant 2	

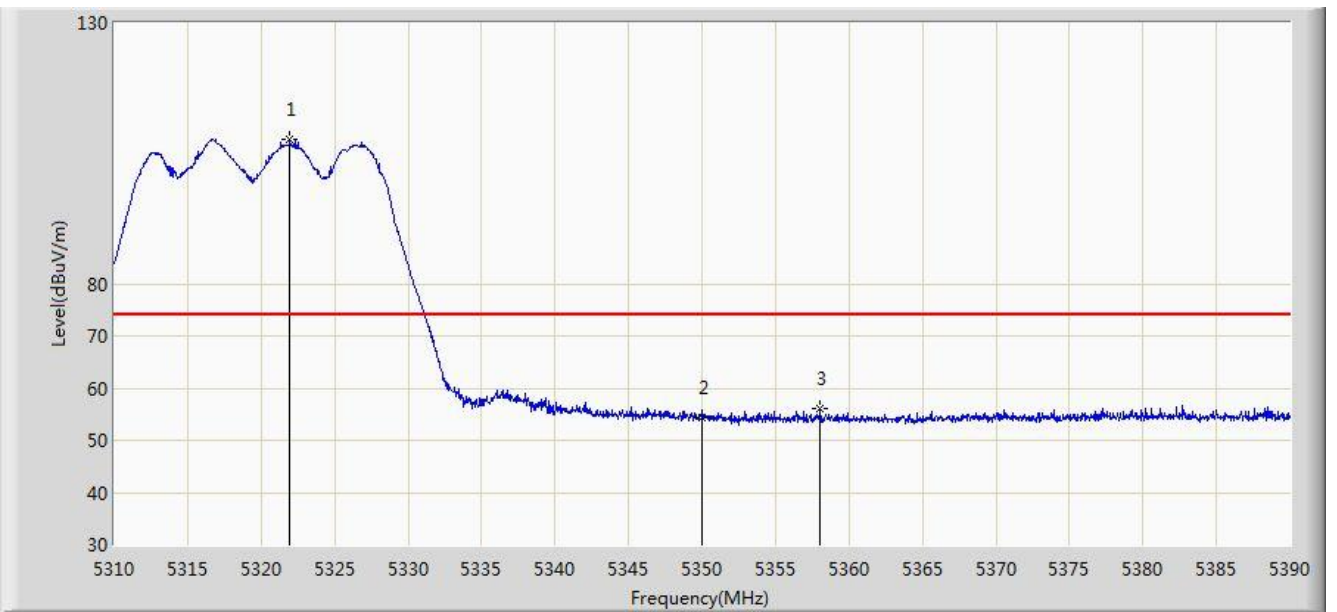


No	Flag	Mark	Frequency (MHz)	Measure Level (dBuV/m)	Reading Level (dBuV)	Over Limit (dB)	Limit (dBuV/m)	Factor (dB)	Type
1			5460.000	50.256	46.076	-3.744	54.000	4.180	AV
2			5470.000	51.563	47.361	-2.437	54.000	4.202	AV
3		*	5536.185	91.026	86.646	N/A	N/A	4.379	AV

Note: Measure Level (dB μ V/m) = Reading Level (dB μ V) + Factor (dB)

Factor (dB) = Cable Loss (dB) + Antenna Factor (dB) (dB/m) - Pre_Amplifier Gain (dB)

Site: AC1	Time: 2017/08/12 - 13:06
Limit: FCC_Part15.209_RE(3m)	Engineer: Kevin Ker
Probe: BBHA9120D_1GHz_18GHz	Polarity: Horizontal
EUT: AC220 Wi-Fi AP OD directional antenna US	Power: DC 54V
Test Mode: Transmit by 802.11a at Channel 5320MHz Ant 1 + 2 (CDD Mode)	

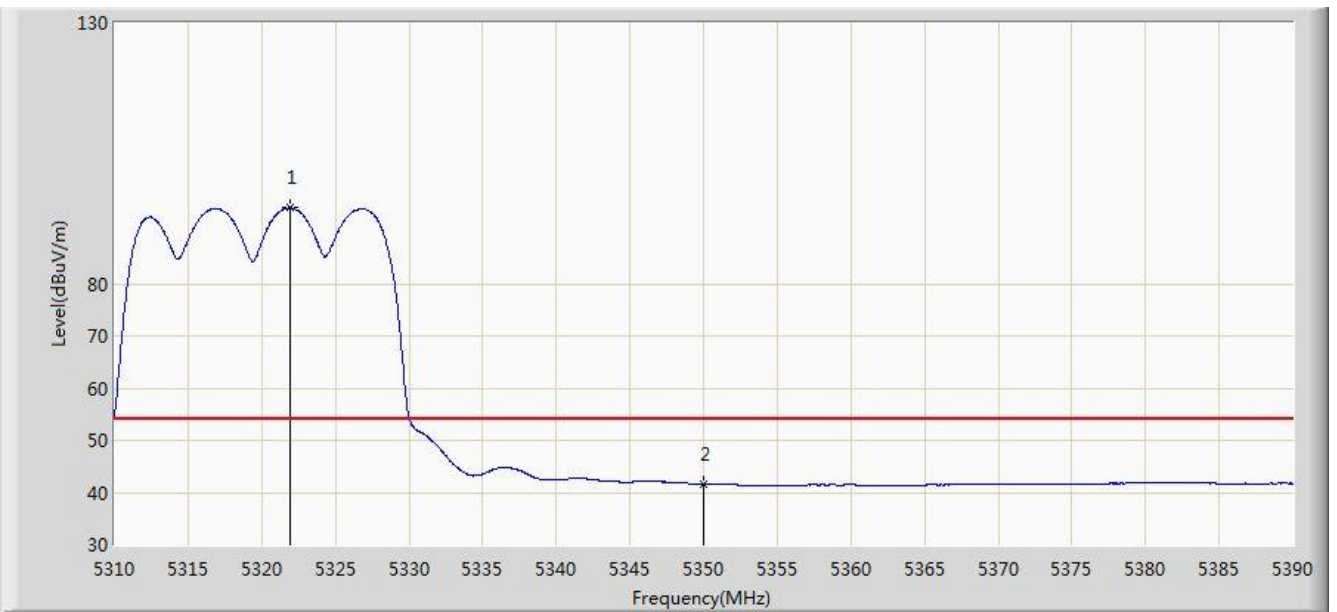


No	Flag	Mark	Frequency (MHz)	Measure Level (dBuV/m)	Reading Level (dBuV)	Over Limit (dB)	Limit (dBuV/m)	Factor (dB)	Type
1		*	5321.960	107.645	103.793	N/A	N/A	3.852	PK
2			5350.000	54.220	50.315	-19.780	74.000	3.904	PK
3			5358.040	55.963	52.044	-18.037	74.000	3.920	PK

Note: Measure Level (dB μ V/m) = Reading Level (dB μ V) + Factor (dB)

Factor (dB) = Cable Loss (dB) + Antenna Factor (dB) (dB/m) - Pre_Amplifier Gain (dB)

Site: AC1	Time: 2017/08/12 - 13:09
Limit: FCC_Part15.209_RE(3m)	Engineer: Kevin Ker
Probe: BBHA9120D_1GHz_18GHz	Polarity: Horizontal
EUT: AC220 Wi-Fi AP OD directional antenna US	Power: DC 54V
Test Mode: Transmit by 802.11a at Channel 5320MHz Ant 1 + 2 (CDD Mode)	

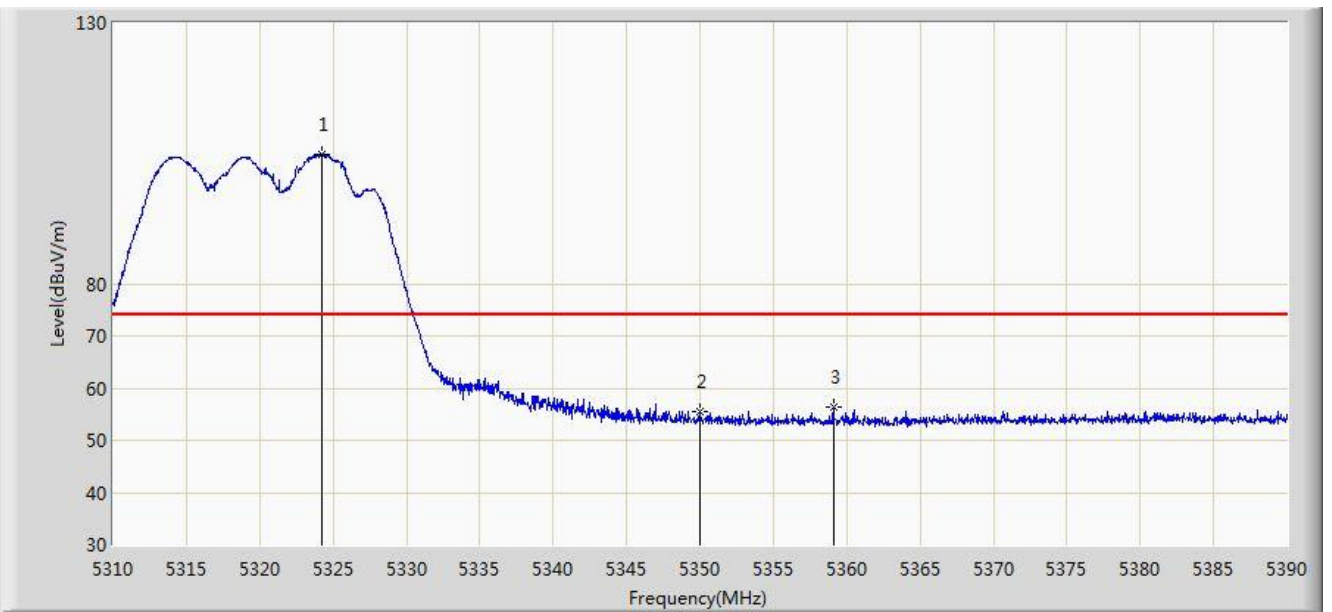


No	Flag	Mark	Frequency (MHz)	Measure Level (dBuV/m)	Reading Level (dBuV)	Over Limit (dB)	Limit (dBuV/m)	Factor (dB)	Type
1		*	5321.920	94.541	90.689	N/A	N/A	3.852	AV
2			5350.000	41.634	37.729	-12.366	54.000	3.904	AV

Note: Measure Level (dBuV/m) = Reading Level (dBuV) + Factor (dB)

Factor (dB) = Cable Loss (dB) + Antenna Factor (dB) (dB/m) - Pre_Amplifier Gain (dB)

Site: AC1	Time: 2017/08/12 - 13:09
Limit: FCC_Part15.209_RE(3m)	Engineer: Kevin Ker
Probe: BBHA9120D_1GHz_18GHz	Polarity: Vertical
EUT: AC220 Wi-Fi AP OD directional antenna US	Power: DC 54V
Test Mode: Transmit by 802.11a at Channel 5320MHz Ant 1 + 2 (CDD Mode)	

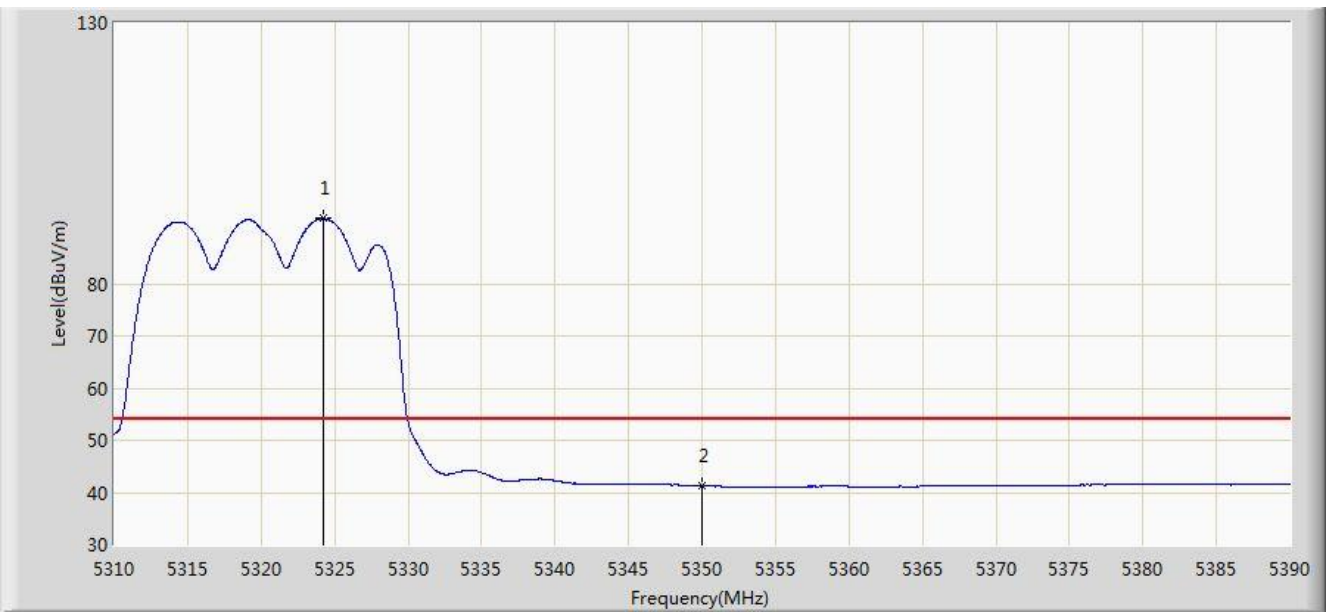


No	Flag	Mark	Frequency (MHz)	Measure Level (dBuV/m)	Reading Level (dBuV)	Over Limit (dB)	Limit (dBuV/m)	Factor (dB)	Type
1		*	5324.200	104.776	100.919	N/A	N/A	3.857	PK
2			5350.000	55.639	51.734	-18.361	74.000	3.904	PK
3			5359.080	56.239	52.318	-17.761	74.000	3.921	PK

Note: Measure Level (dBuV/m) = Reading Level (dBuV) + Factor (dB)

Factor (dB) = Cable Loss (dB) + Antenna Factor (dB) (dB/m) - Pre_Amplifier Gain (dB)

Site: AC1	Time: 2017/08/12 - 13:10
Limit: FCC_Part15.209_RE(3m)	Engineer: Kevin Ker
Probe: BBHA9120D_1GHz_18GHz	Polarity: Vertical
EUT: AC220 Wi-Fi AP OD directional antenna US	Power: DC 54V
Test Mode: Transmit by 802.11a at Channel 5320MHz Ant 1 + 2 (CDD Mode)	

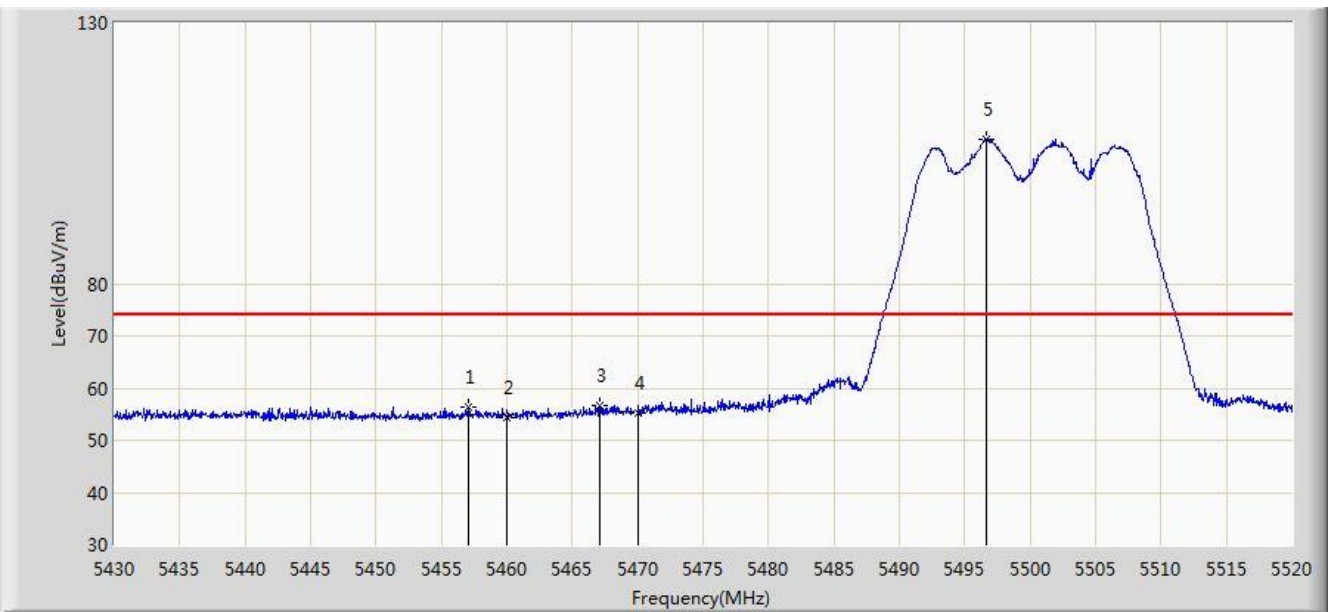


No	Flag	Mark	Frequency (MHz)	Measure Level (dBuV/m)	Reading Level (dBuV)	Over Limit (dB)	Limit (dBuV/m)	Factor (dB)	Type
1		*	5324.280	92.497	88.640	N/A	N/A	3.857	AV
2			5350.000	41.339	37.434	-12.661	54.000	3.904	AV

Note: Measure Level (dBuV/m) = Reading Level (dBuV) + Factor (dB)

Factor (dB) = Cable Loss (dB) + Antenna Factor (dB) (dB/m) - Pre_Amplifier Gain (dB)

Site: AC1	Time: 2017/08/12 - 13:11
Limit: FCC_Part15.209_RE(3m)	Engineer: Kevin Ker
Probe: BBHA9120D_1GHz_18GHz	Polarity: Horizontal
EUT: AC220 Wi-Fi AP OD directional antenna US	Power: DC 54V
Test Mode: Transmit by 802.11a at Channel 5500MHz Ant 1 + 2 (CDD Mode)	

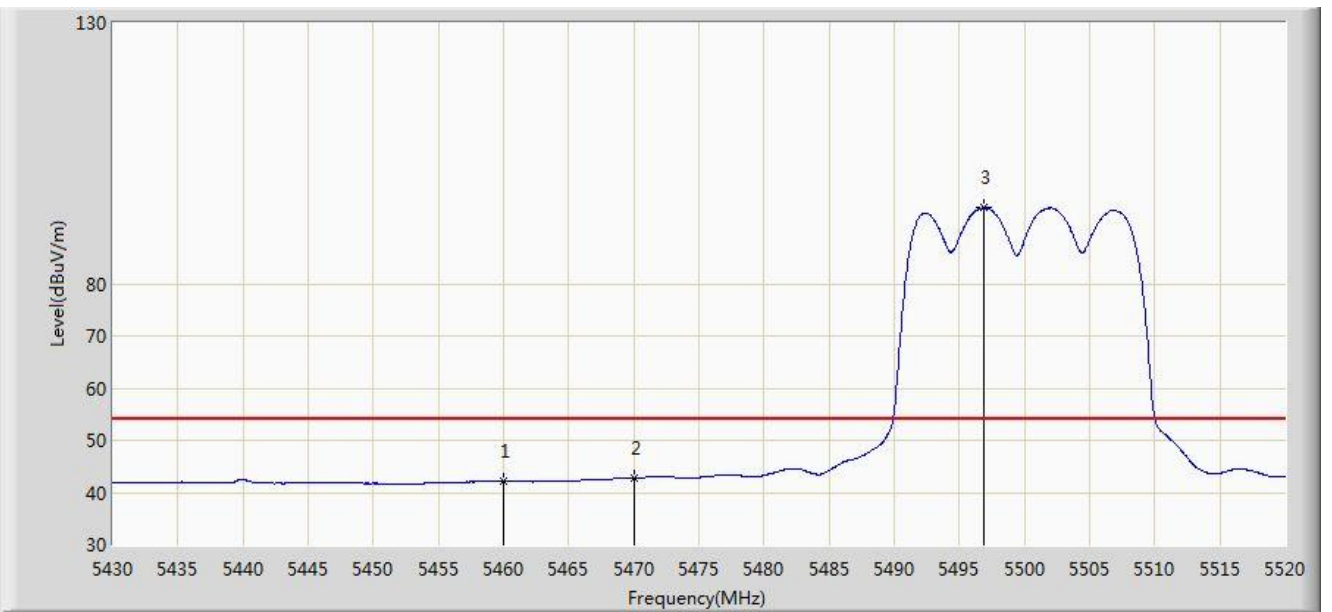


No	Flag	Mark	Frequency (MHz)	Measure Level (dBuV/m)	Reading Level (dBuV)	Over Limit (dB)	Limit (dBuV/m)	Factor (dB)	Type
1			5457.045	56.316	52.142	-17.684	74.000	4.174	PK
2			5460.000	54.429	50.249	-19.571	74.000	4.180	PK
3			5467.125	56.768	52.572	-17.232	74.000	4.196	PK
4			5470.000	55.314	51.112	-18.686	74.000	4.202	PK
5		*	5496.600	107.745	103.482	N/A	N/A	4.263	PK

Note: Measure Level (dBμV/m) = Reading Level (dBμV) + Factor (dB)

Factor (dB) = Cable Loss (dB) + Antenna Factor (dB) (dB/m) - Pre_Amplifier Gain (dB)

Site: AC1	Time: 2017/08/12 - 13:14
Limit: FCC_Part15.209_RE(3m)	Engineer: Kevin Ker
Probe: BBHA9120D_1GHz_18GHz	Polarity: Horizontal
EUT: AC220 Wi-Fi AP OD directional antenna US	Power: DC 54V
Test Mode: Transmit by 802.11a at Channel 5500MHz Ant 1 + 2 (CDD Mode)	

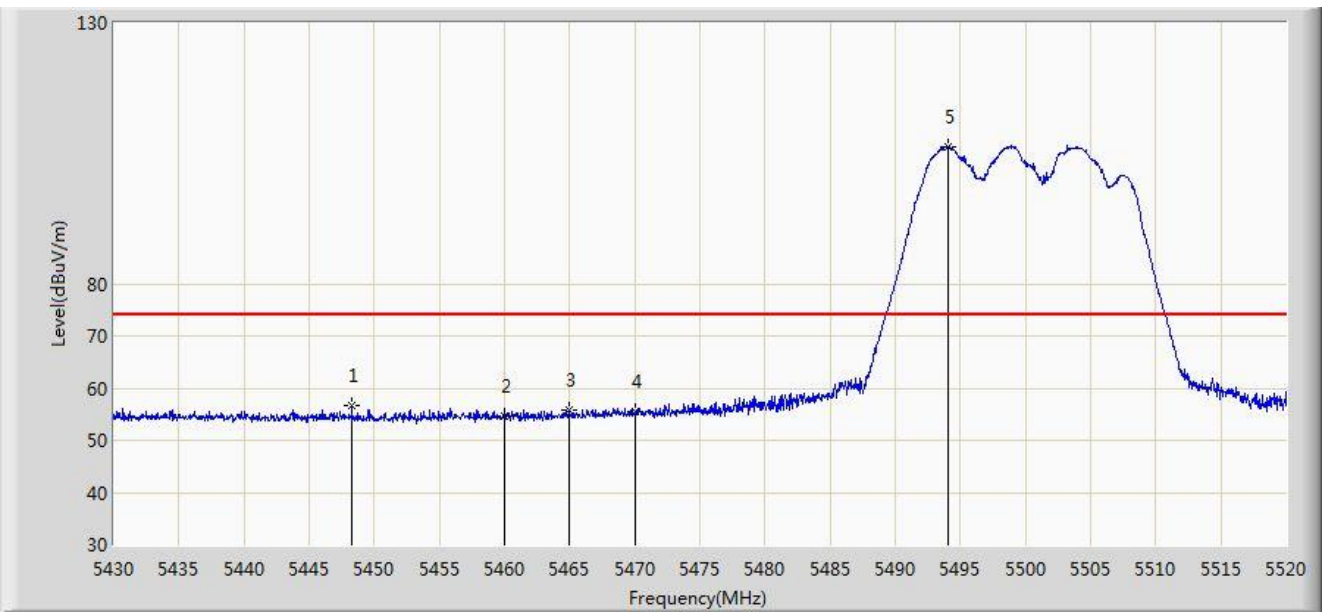


No	Flag	Mark	Frequency (MHz)	Measure Level (dBuV/m)	Reading Level (dBuV)	Over Limit (dB)	Limit (dBuV/m)	Factor (dB)	Type
1			5460.000	42.090	37.910	-11.910	54.000	4.180	AV
2			5470.000	42.785	38.583	-11.215	54.000	4.202	AV
3		*	5496.870	94.493	90.230	N/A	N/A	4.264	AV

Note: Measure Level (dBμV/m) = Reading Level (dBμV) + Factor (dB)

Factor (dB) = Cable Loss (dB) + Antenna Factor (dB) (dB/m) - Pre_Amplifier Gain (dB)

Site: AC1	Time: 2017/08/12 - 13:14
Limit: FCC_Part15.209_RE(3m)	Engineer: Kevin Ker
Probe: BBHA9120D_1GHz_18GHz	Polarity: Vertical
EUT: AC220 Wi-Fi AP OD directional antenna US	Power: DC 54V
Test Mode: Transmit by 802.11a at Channel 5500MHz Ant 1 + 2 (CDD Mode)	

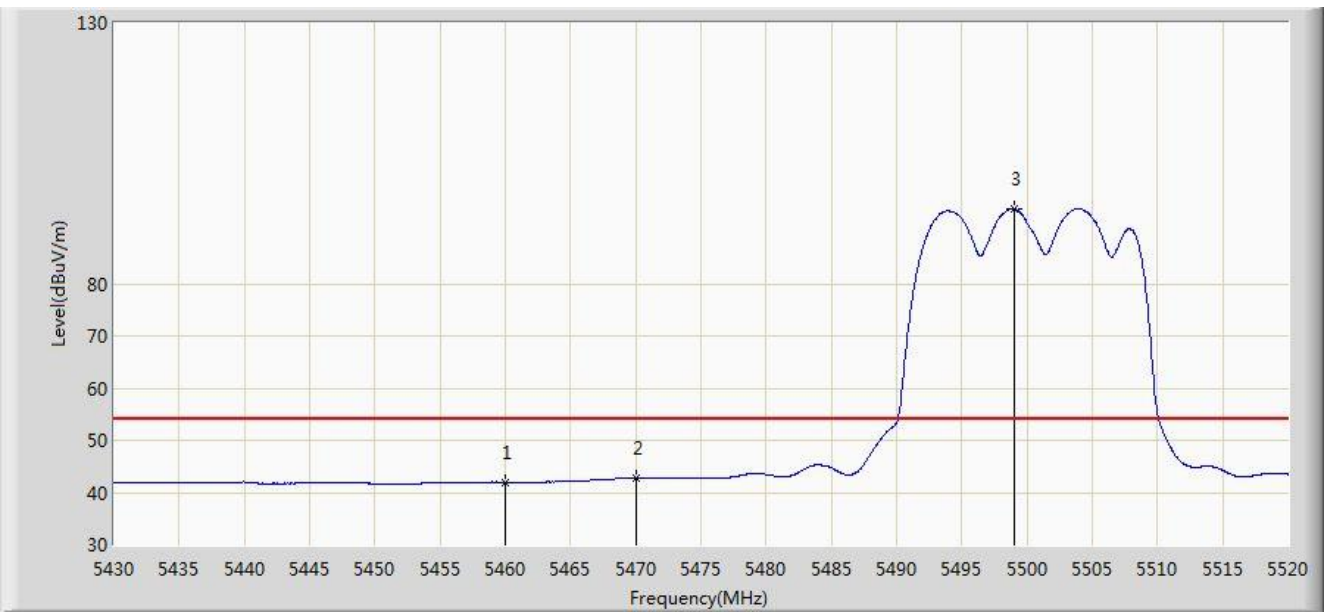


No	Flag	Mark	Frequency (MHz)	Measure Level (dBuV/m)	Reading Level (dBuV)	Over Limit (dB)	Limit (dBuV/m)	Factor (dB)	Type
1			5448.270	56.810	52.661	-17.190	74.000	4.149	PK
2			5460.000	54.670	50.490	-19.330	74.000	4.180	PK
3			5464.965	55.665	51.474	-18.335	74.000	4.191	PK
4			5470.000	55.395	51.193	-18.605	74.000	4.202	PK
5		*	5494.080	106.368	102.111	N/A	N/A	4.257	PK

Note: Measure Level (dB μ V/m) = Reading Level (dB μ V) + Factor (dB)

Factor (dB) = Cable Loss (dB) + Antenna Factor (dB) (dB/m) - Pre_Amplifier Gain (dB)

Site: AC1	Time: 2017/08/12 - 13:16
Limit: FCC_Part15.209_RE(3m)	Engineer: Kevin Ker
Probe: BBHA9120D_1GHz_18GHz	Polarity: Vertical
EUT: AC220 Wi-Fi AP OD directional antenna US	Power: DC 54V
Test Mode: Transmit by 802.11a at Channel 5500MHz Ant 1 + 2 (CDD Mode)	

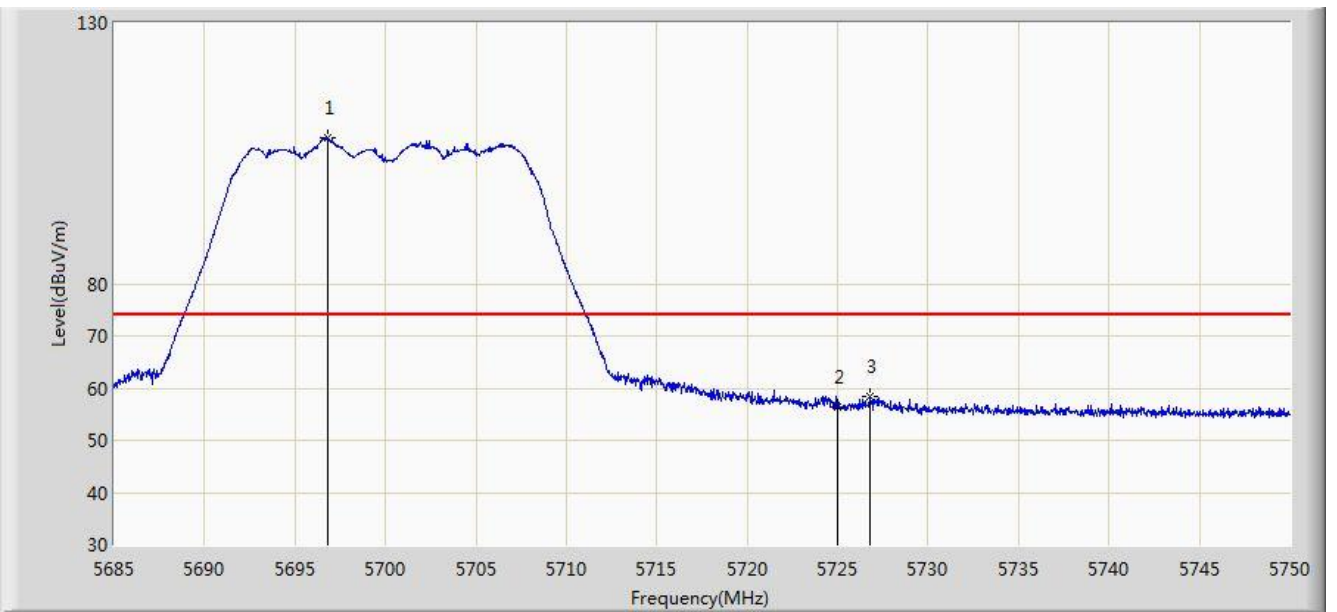


No	Flag	Mark	Frequency (MHz)	Measure Level (dBuV/m)	Reading Level (dBuV)	Over Limit (dB)	Limit (dBuV/m)	Factor (dB)	Type
1			5460.000	41.975	37.795	-12.025	54.000	4.180	AV
2			5470.000	42.720	38.518	-11.280	54.000	4.202	AV
3		*	5499.075	94.333	90.064	N/A	N/A	4.270	AV

Note: Measure Level (dB μ V/m) = Reading Level (dB μ V) + Factor (dB)

Factor (dB) = Cable Loss (dB) + Antenna Factor (dB) (dB/m) - Pre_Amplifier Gain (dB)

Site: AC1	Time: 2017/08/12 - 13:16
Limit: FCC_Part15.209_RE(3m)	Engineer: Kevin Ker
Probe: BBHA9120D_1GHz_18GHz	Polarity: Horizontal
EUT: AC220 Wi-Fi AP OD directional antenna US	Power: DC 54V
Test Mode: Transmit by 802.11a at Channel 5700MHz Ant 1 + 2 (CDD Mode)	

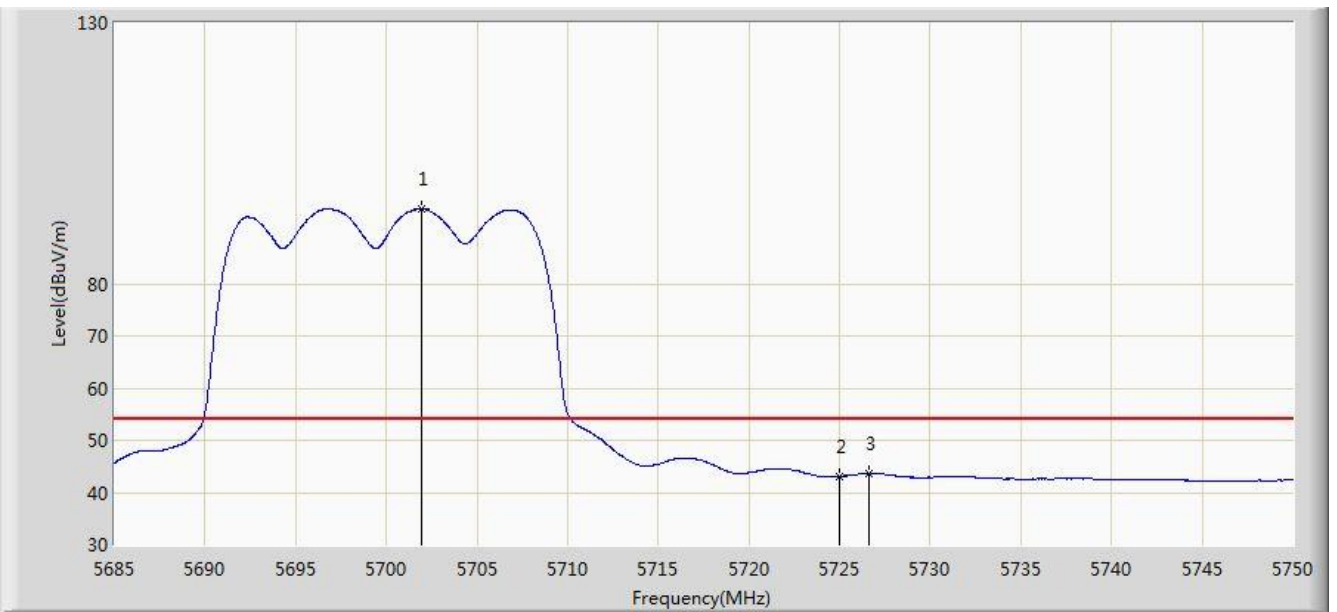


No	Flag	Mark	Frequency (MHz)	Measure Level (dBuV/m)	Reading Level (dBuV)	Over Limit (dB)	Limit (dBuV/m)	Factor (dB)	Type
1		*	5696.797	107.916	103.055	N/A	N/A	4.861	PK
2			5725.000	56.293	51.264	-17.707	74.000	5.029	PK
3			5726.763	58.284	53.244	-15.716	74.000	5.040	PK

Note: Measure Level (dB μ V/m) = Reading Level (dB μ V) + Factor (dB)

Factor (dB) = Cable Loss (dB) + Antenna Factor (dB) (dB/m) - Pre_Amplifier Gain (dB)

Site: AC1	Time: 2017/08/12 - 13:23
Limit: FCC_Part15.209_RE(3m)	Engineer: Kevin Ker
Probe: BBHA9120D_1GHz_18GHz	Polarity: Horizontal
EUT: AC220 Wi-Fi AP OD directional antenna US	Power: DC 54V
Test Mode: Transmit by 802.11a at Channel 5700MHz Ant 1 + 2 (CDD Mode)	

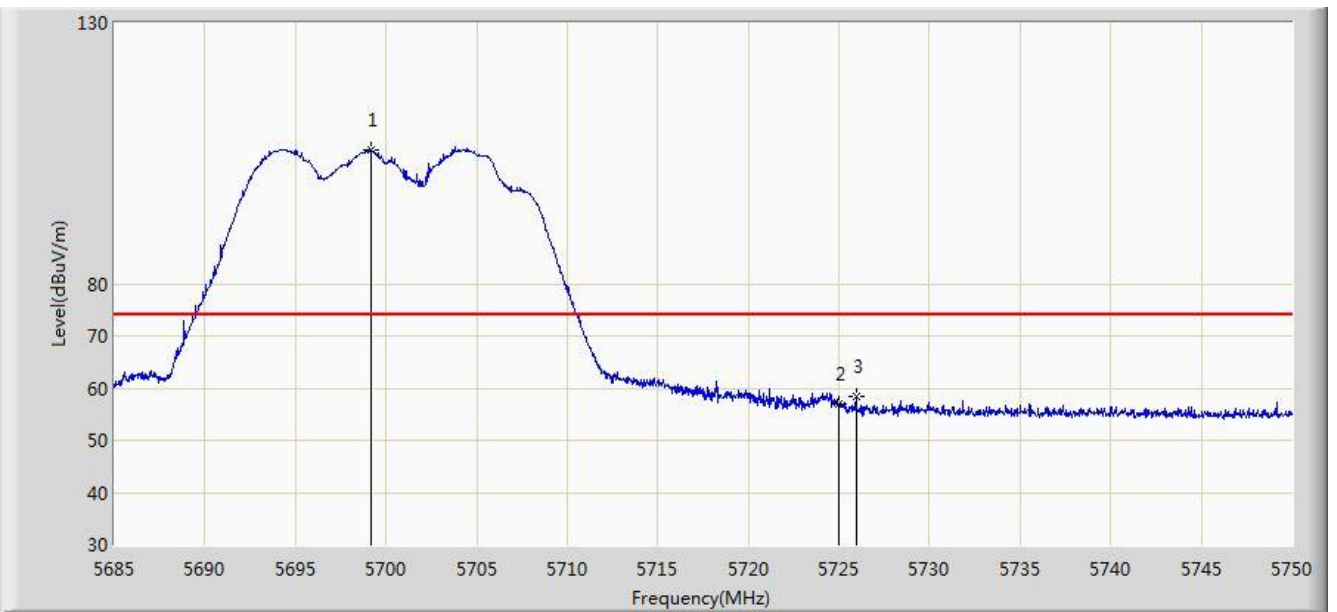


No	Flag	Mark	Frequency (MHz)	Measure Level (dBuV/m)	Reading Level (dBuV)	Over Limit (dB)	Limit (dBuV/m)	Factor (dB)	Type
1		*	5701.933	94.332	89.443	N/A	N/A	4.888	AV
2			5725.000	43.123	38.094	-10.877	54.000	5.029	AV
3			5726.600	43.561	38.522	-10.439	54.000	5.039	AV

Note: Measure Level (dB μ V/m) = Reading Level (dB μ V) + Factor (dB)

Factor (dB) = Cable Loss (dB) + Antenna Factor (dB) (dB/m) - Pre_Amplifier Gain (dB)

Site: AC1	Time: 2017/08/12 - 13:24
Limit: FCC_Part15.209_RE(3m)	Engineer: Kevin Ker
Probe: BBHA9120D_1GHz_18GHz	Polarity: Vertical
EUT: AC220 Wi-Fi AP OD directional antenna US	Power: DC 54V
Test Mode: Transmit by 802.11a at Channel 5700MHz Ant 1 + 2 (CDD Mode)	

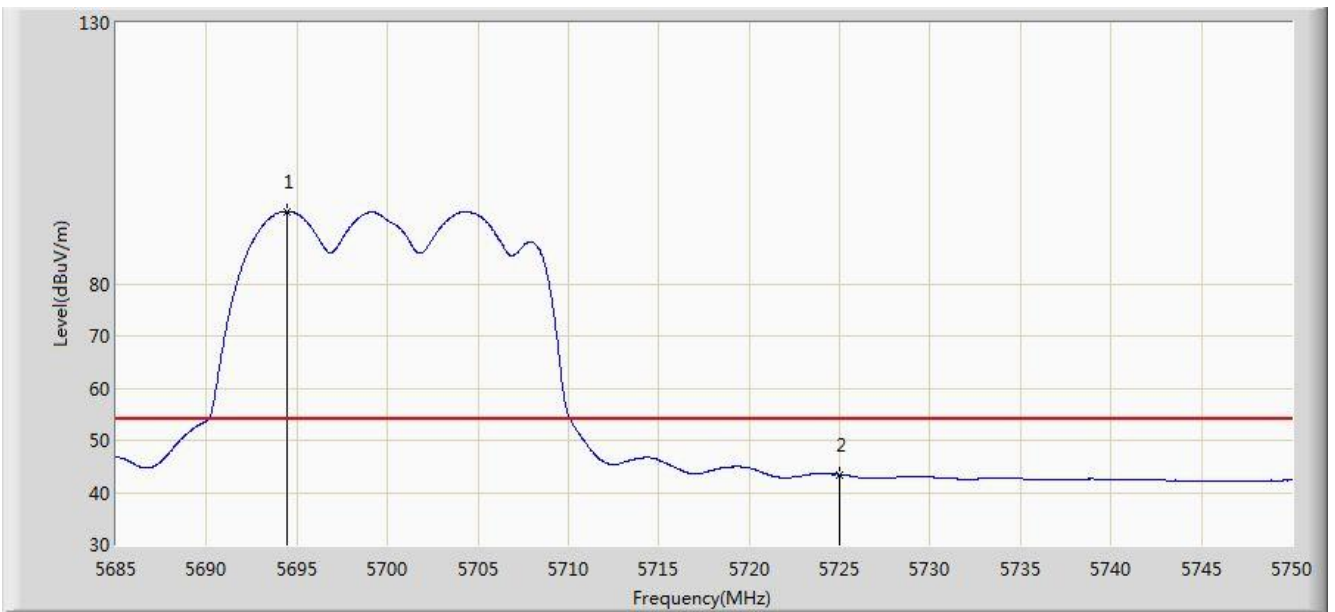


No	Flag	Mark	Frequency (MHz)	Measure Level (dBuV/m)	Reading Level (dBuV)	Over Limit (dB)	Limit (dBuV/m)	Factor (dB)	Type
1		*	5699.138	105.709	100.835	N/A	N/A	4.874	PK
2			5725.000	57.040	52.011	-16.960	74.000	5.029	PK
3			5725.950	58.370	53.335	-15.630	74.000	5.036	PK

Note: Measure Level (dBμV/m) = Reading Level (dBμV) + Factor (dB)

Factor (dB) = Cable Loss (dB) + Antenna Factor (dB) (dB/m) - Pre_Amplifier Gain (dB)

Site: AC1	Time: 2017/08/12 - 13:25
Limit: FCC_Part15.209_RE(3m)	Engineer: Kevin Ker
Probe: BBHA9120D_1GHz_18GHz	Polarity: Vertical
EUT: AC220 Wi-Fi AP OD directional antenna US	Power: DC 54V
Test Mode: Transmit by 802.11a at Channel 5700MHz Ant 1 + 2 (CDD Mode)	

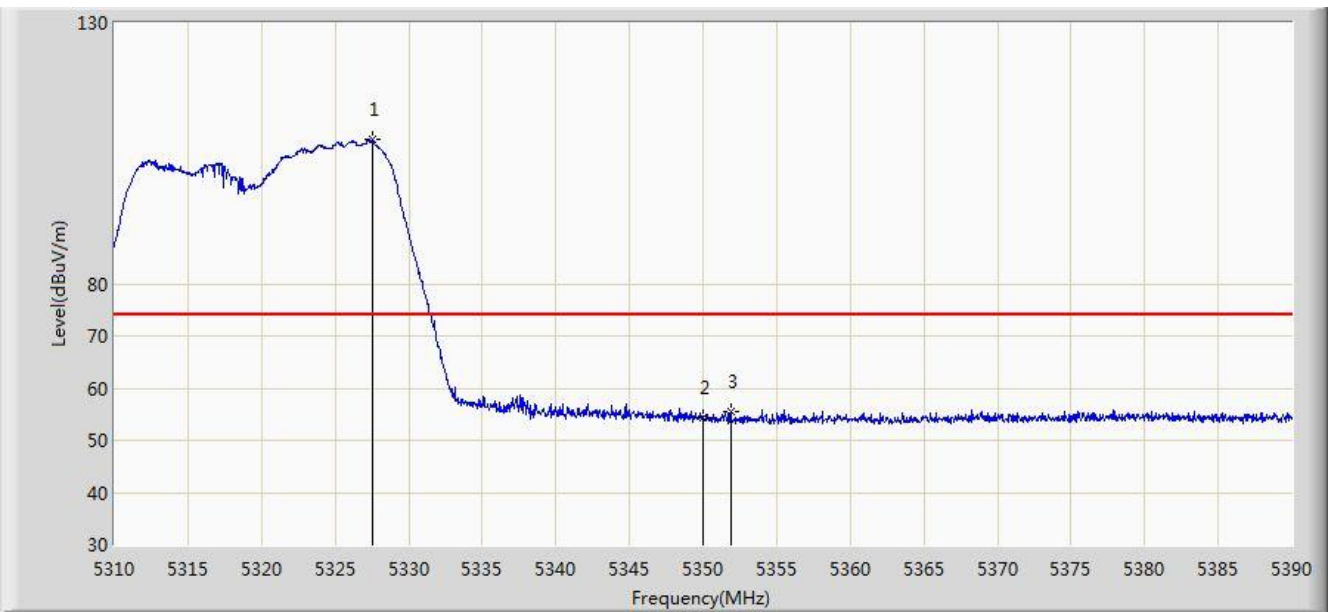


No	Flag	Mark	Frequency (MHz)	Measure Level (dBuV/m)	Reading Level (dBuV)	Over Limit (dB)	Limit (dBuV/m)	Factor (dB)	Type
1		*	5694.458	93.854	89.005	N/A	N/A	4.849	AV
2			5725.000	43.429	38.400	-10.571	54.000	5.029	AV

Note: Measure Level (dBuV/m) = Reading Level (dBuV) + Factor (dB)

Factor (dB) = Cable Loss (dB) + Antenna Factor (dB) (dB/m) - Pre_Amplifier Gain (dB)

Site: AC1	Time: 2017/08/12 - 13:51
Limit: FCC_Part15.209_RE(3m)	Engineer: Kevin Ker
Probe: BBHA9120D_1GHz_18GHz	Polarity: Horizontal
EUT: AC220 Wi-Fi AP OD directional antenna US	Power: DC 54V
Test Mode: Transmit by 802.11n-HT20 at Channel 5320MHz Ant 1 + 2 (CDD Mode)	

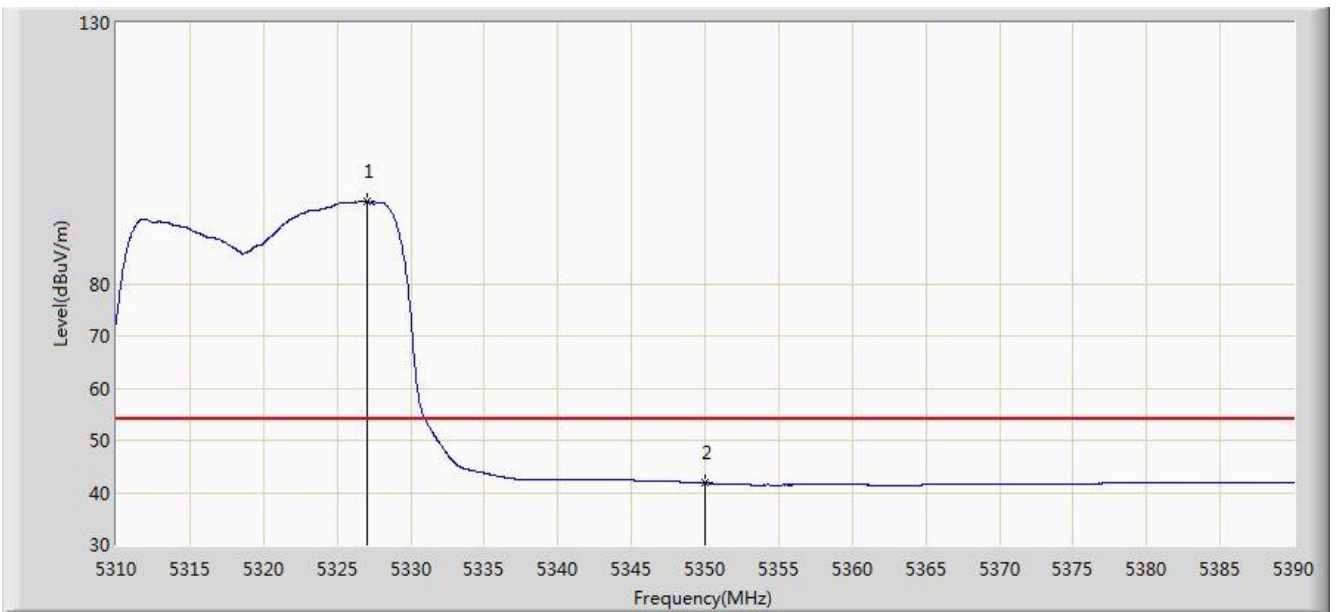


No	Flag	Mark	Frequency (MHz)	Measure Level (dBuV/m)	Reading Level (dBuV)	Over Limit (dB)	Limit (dBuV/m)	Factor (dB)	Type
1		*	5327.520	107.634	103.771	N/A	N/A	3.863	PK
2			5350.000	54.432	50.527	-19.568	74.000	3.904	PK
3			5351.880	55.544	51.636	-18.456	74.000	3.908	PK

Note: Measure Level (dB μ V/m) = Reading Level (dB μ V) + Factor (dB)

Factor (dB) = Cable Loss (dB) + Antenna Factor (dB) (dB/m) - Pre_Amplifier Gain (dB)

Site: AC1	Time: 2017/08/12 - 13:52
Limit: FCC_Part15.209_RE(3m)	Engineer: Kevin Ker
Probe: BBHA9120D_1GHz_18GHz	Polarity: Horizontal
EUT: AC220 Wi-Fi AP OD directional antenna US	Power: DC 54V
Test Mode: Transmit by 802.11n-HT20 at Channel 5320MHz Ant 1 + 2 (CDD Mode)	

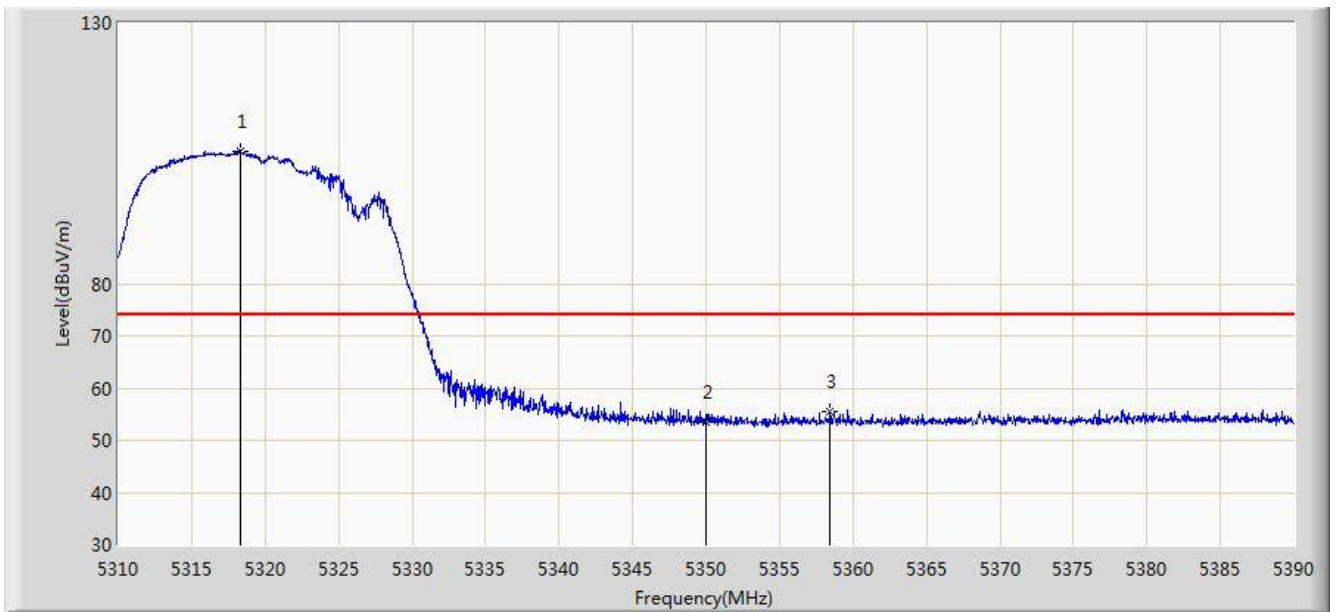


No	Flag	Mark	Frequency (MHz)	Measure Level (dBuV/m)	Reading Level (dBuV)	Over Limit (dB)	Limit (dBuV/m)	Factor (dB)	Type
1		*	5327.000	95.707	91.845	N/A	N/A	3.861	AV
2			5350.000	41.789	37.884	-12.211	54.000	3.904	AV

Note: Measure Level (dBμV/m) = Reading Level (dBμV) + Factor (dB)

Factor (dB) = Cable Loss (dB) + Antenna Factor (dB) (dB/m) - Pre_Amplifier Gain (dB)

Site: AC1	Time: 2017/08/12 - 13:54
Limit: FCC_Part15.209_RE(3m)	Engineer: Kevin Ker
Probe: BBHA9120D_1GHz_18GHz	Polarity: Vertical
EUT: AC220 Wi-Fi AP OD directional antenna US	Power: DC 54V
Test Mode: Transmit by 802.11n-HT20 at Channel 5320MHz Ant 1 + 2 (CDD Mode)	

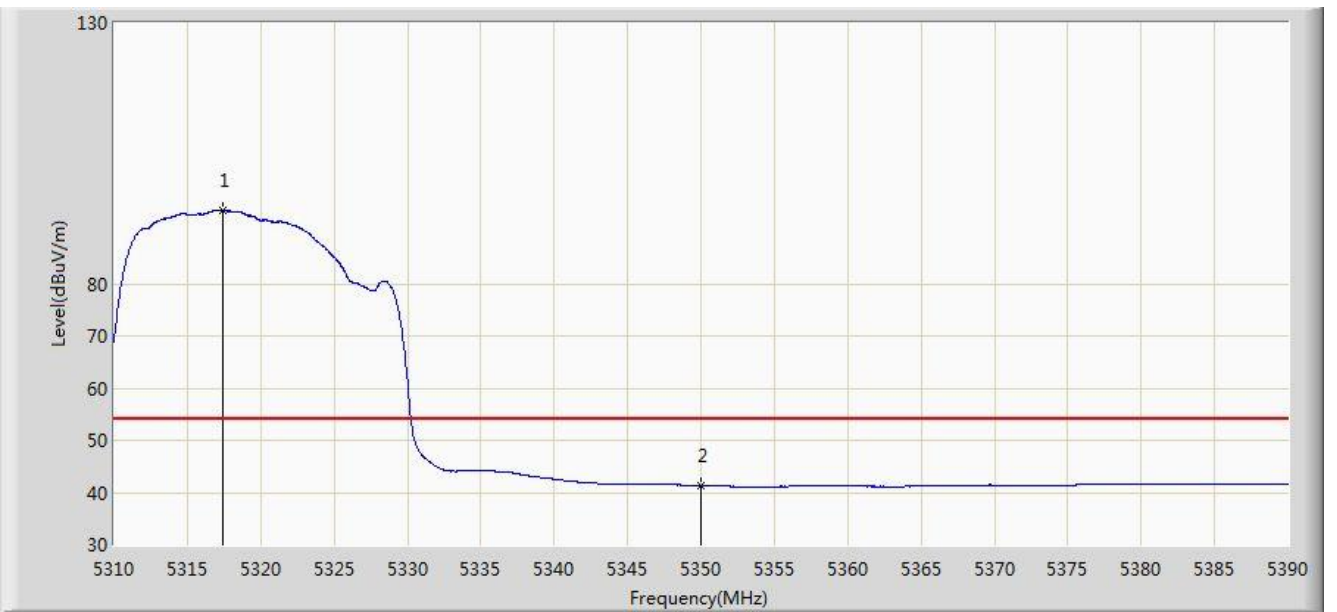


No	Flag	Mark	Frequency (MHz)	Measure Level (dBuV/m)	Reading Level (dBuV)	Over Limit (dB)	Limit (dBuV/m)	Factor (dB)	Type
1		*	5318.280	105.350	101.505	N/A	N/A	3.845	PK
2			5350.000	53.529	49.624	-20.471	74.000	3.904	PK
3			5358.440	55.497	51.577	-18.503	74.000	3.919	PK

Note: Measure Level (dB μ V/m) = Reading Level (dB μ V) + Factor (dB)

Factor (dB) = Cable Loss (dB) + Antenna Factor (dB) (dB/m) - Pre_Amplifier Gain (dB)

Site: AC1	Time: 2017/08/12 - 13:55
Limit: FCC_Part15.209_RE(3m)	Engineer: Kevin Ker
Probe: BBHA9120D_1GHz_18GHz	Polarity: Vertical
EUT: AC220 Wi-Fi AP OD directional antenna US	Power: DC 54V
Test Mode: Transmit by 802.11n-HT20 at Channel 5320MHz Ant 1 + 2 (CDD Mode)	

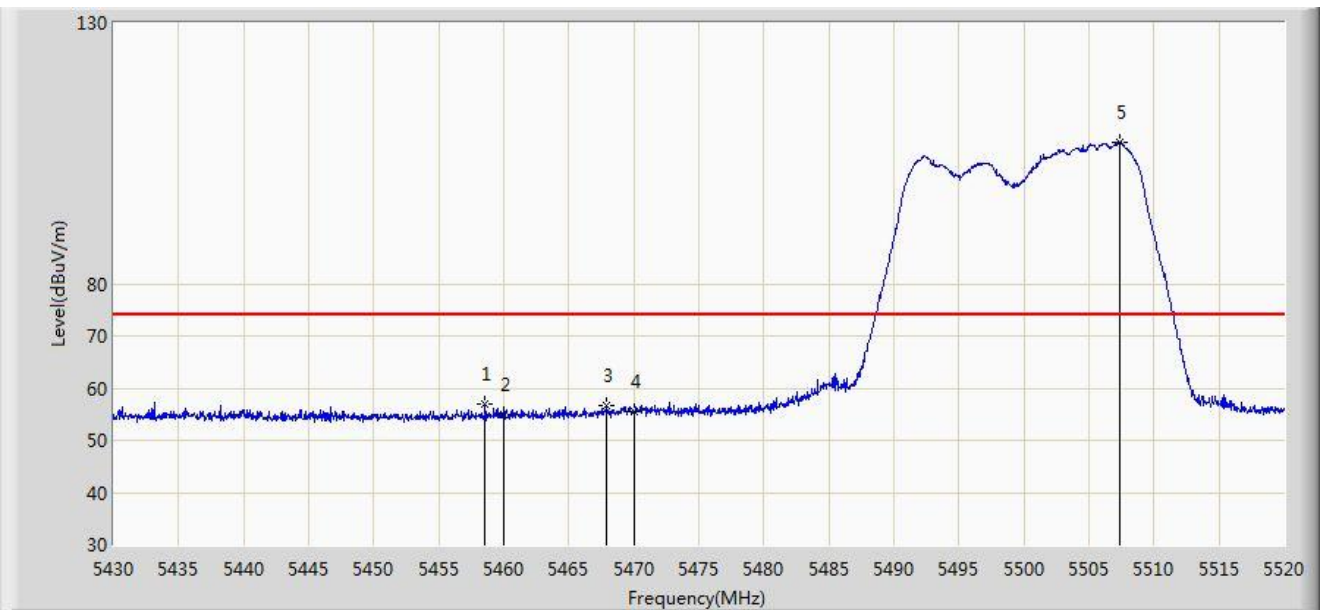


No	Flag	Mark	Frequency (MHz)	Measure Level (dBuV/m)	Reading Level (dBuV)	Over Limit (dB)	Limit (dBuV/m)	Factor (dB)	Type
1		*	5317.440	94.072	90.228	N/A	N/A	3.844	AV
2			5350.000	41.351	37.446	-12.649	54.000	3.904	AV

Note: Measure Level (dB μ V/m) = Reading Level (dB μ V) + Factor (dB)

Factor (dB) = Cable Loss (dB) + Antenna Factor (dB) (dB/m) - Pre_Amplifier Gain (dB)

Site: AC1	Time: 2017/08/12 - 13:57
Limit: FCC_Part15.209_RE(3m)	Engineer: Kevin Ker
Probe: BBHA9120D_1GHz_18GHz	Polarity: Horizontal
EUT: AC220 Wi-Fi AP OD directional antenna US	Power: DC 54V
Test Mode: Transmit by 802.11n-HT20 at Channel 5500MHz Ant 1 + 2 (CDD Mode)	

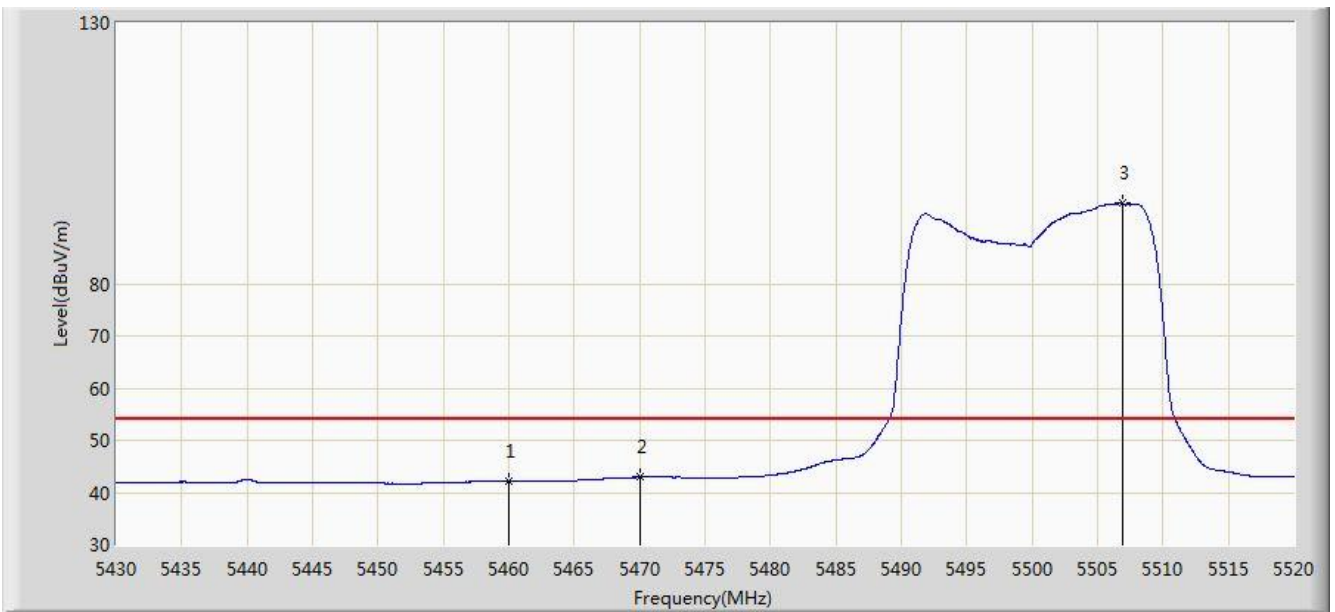


No	Flag	Mark	Frequency (MHz)	Measure Level (dBuV/m)	Reading Level (dBuV)	Over Limit (dB)	Limit (dBuV/m)	Factor (dB)	Type
1			5458.530	56.856	52.679	-17.144	74.000	4.178	PK
2			5460.000	54.985	50.805	-19.015	74.000	4.180	PK
3			5467.935	56.617	52.419	-17.383	74.000	4.198	PK
4			5470.000	55.544	51.342	-18.456	74.000	4.202	PK
5		*	5507.355	107.226	102.932	N/A	N/A	4.293	PK

Note: Measure Level (dB μ V/m) = Reading Level (dB μ V) + Factor (dB)

Factor (dB) = Cable Loss (dB) + Antenna Factor (dB) (dB/m) - Pre_Amplifier Gain (dB)

Site: AC1	Time: 2017/08/12 - 13:59
Limit: FCC_Part15.209_RE(3m)	Engineer: Kevin Ker
Probe: BBHA9120D_1GHz_18GHz	Polarity: Horizontal
EUT: AC220 Wi-Fi AP OD directional antenna US	Power: DC 54V
Test Mode: Transmit by 802.11n-HT20 at Channel 5500MHz Ant 1 + 2 (CDD Mode)	

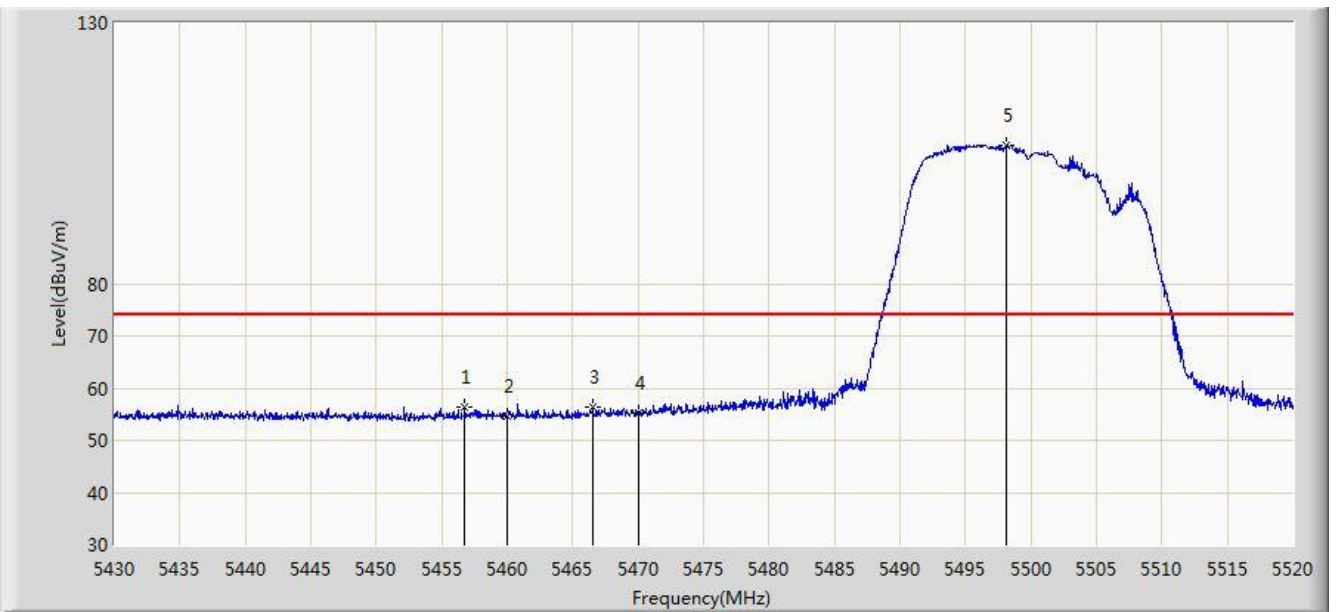


No	Flag	Mark	Frequency (MHz)	Measure Level (dBuV/m)	Reading Level (dBuV)	Over Limit (dB)	Limit (dBuV/m)	Factor (dB)	Type
1			5460.000	42.074	37.894	-11.926	54.000	4.180	AV
2			5470.000	42.946	38.744	-11.054	54.000	4.202	AV
3		*	5506.950	95.404	91.112	N/A	N/A	4.292	AV

Note: Measure Level (dBμV/m) = Reading Level (dBμV) + Factor (dB)

Factor (dB) = Cable Loss (dB) + Antenna Factor (dB) (dB/m) - Pre_Amplifier Gain (dB)

Site: AC1	Time: 2017/08/12 - 14:01
Limit: FCC_Part15.209_RE(3m)	Engineer: Kevin Ker
Probe: BBHA9120D_1GHz_18GHz	Polarity: Vertical
EUT: AC220 Wi-Fi AP OD directional antenna US	Power: DC 54V
Test Mode: Transmit by 802.11n-HT20 at Channel 5500MHz Ant 1 + 2 (CDD Mode)	

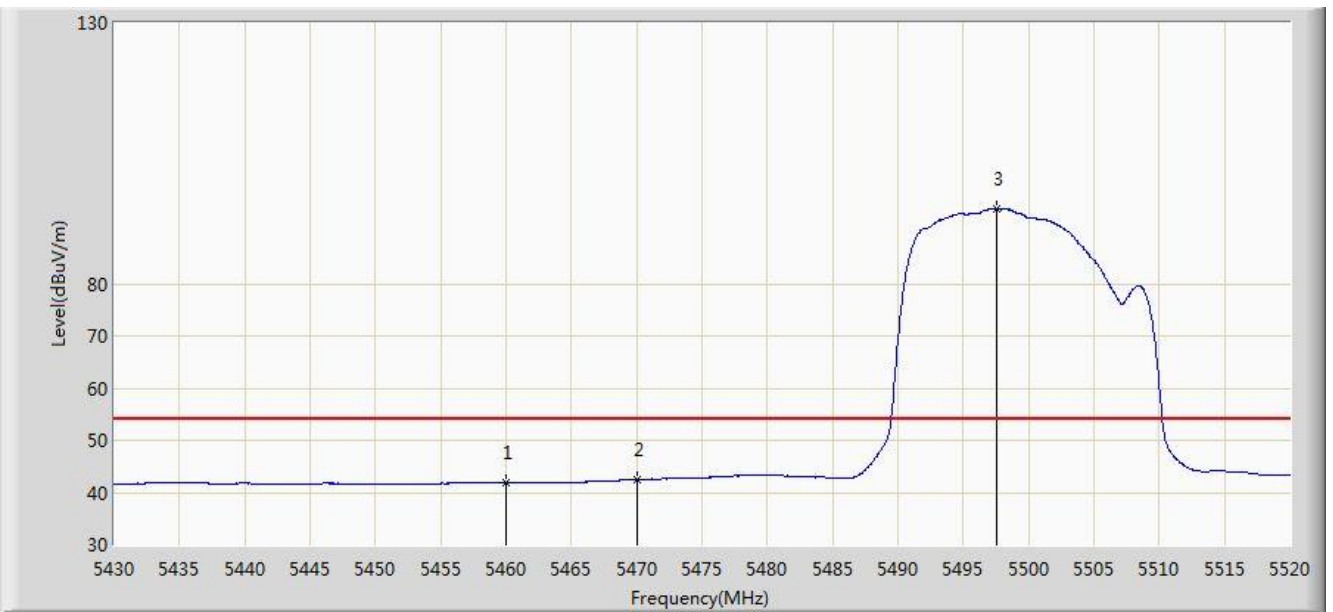


No	Flag	Mark	Frequency (MHz)	Measure Level (dBuV/m)	Reading Level (dBuV)	Over Limit (dB)	Limit (dBuV/m)	Factor (dB)	Type
1			5456.775	56.513	52.340	-17.487	74.000	4.173	PK
2			5460.000	54.672	50.492	-19.328	74.000	4.180	PK
3			5466.540	56.386	52.191	-17.614	74.000	4.195	PK
4			5470.000	55.244	51.042	-18.756	74.000	4.202	PK
5		*	5498.175	106.660	102.393	N/A	N/A	4.267	PK

Note: Measure Level (dBμV/m) = Reading Level (dBμV) + Factor (dB)

Factor (dB) = Cable Loss (dB) + Antenna Factor (dB) (dB/m) - Pre_Amplifier Gain (dB)

Site: AC1	Time: 2017/08/12 - 14:03
Limit: FCC_Part15.209_RE(3m)	Engineer: Kevin Ker
Probe: BBHA9120D_1GHz_18GHz	Polarity: Vertical
EUT: AC220 Wi-Fi AP OD directional antenna US	Power: DC 54V
Test Mode: Transmit by 802.11n-HT20 at Channel 5500MHz Ant 1 + 2 (CDD Mode)	

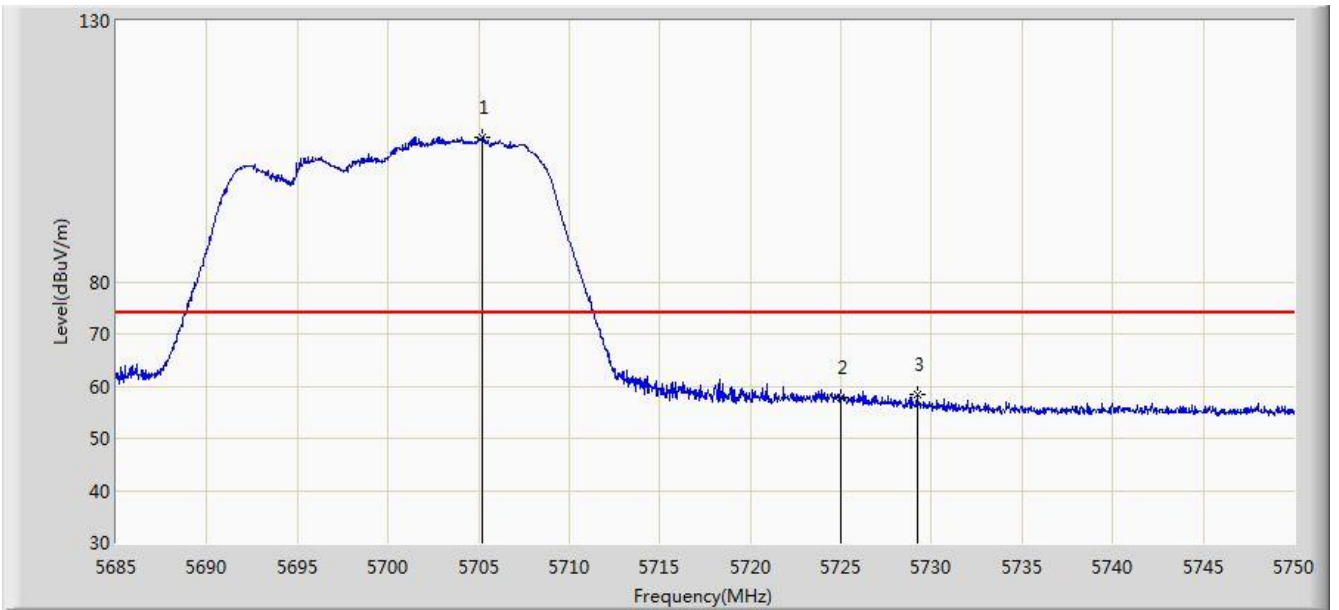


No	Flag	Mark	Frequency (MHz)	Measure Level (dBuV/m)	Reading Level (dBuV)	Over Limit (dB)	Limit (dBuV/m)	Factor (dB)	Type
1			5460.000	41.834	37.654	-12.166	54.000	4.180	AV
2			5470.000	42.492	38.290	-11.508	54.000	4.202	AV
3		*	5497.545	94.383	90.118	N/A	N/A	4.265	AV

Note: Measure Level (dB μ V/m) = Reading Level (dB μ V) + Factor (dB)

Factor (dB) = Cable Loss (dB) + Antenna Factor (dB) (dB/m) - Pre_Amplifier Gain (dB)

Site: AC1	Time: 2017/08/12 - 14:04
Limit: FCC_Part15.209_RE(3m)	Engineer: Kevin Ker
Probe: BBHA9120D_1GHz_18GHz	Polarity: Horizontal
EUT: AC220 Wi-Fi AP OD directional antenna US	Power: DC 54V
Test Mode: Transmit by 802.11n-HT20 at Channel 5700MHz Ant 1 + 2 (CDD Mode)	

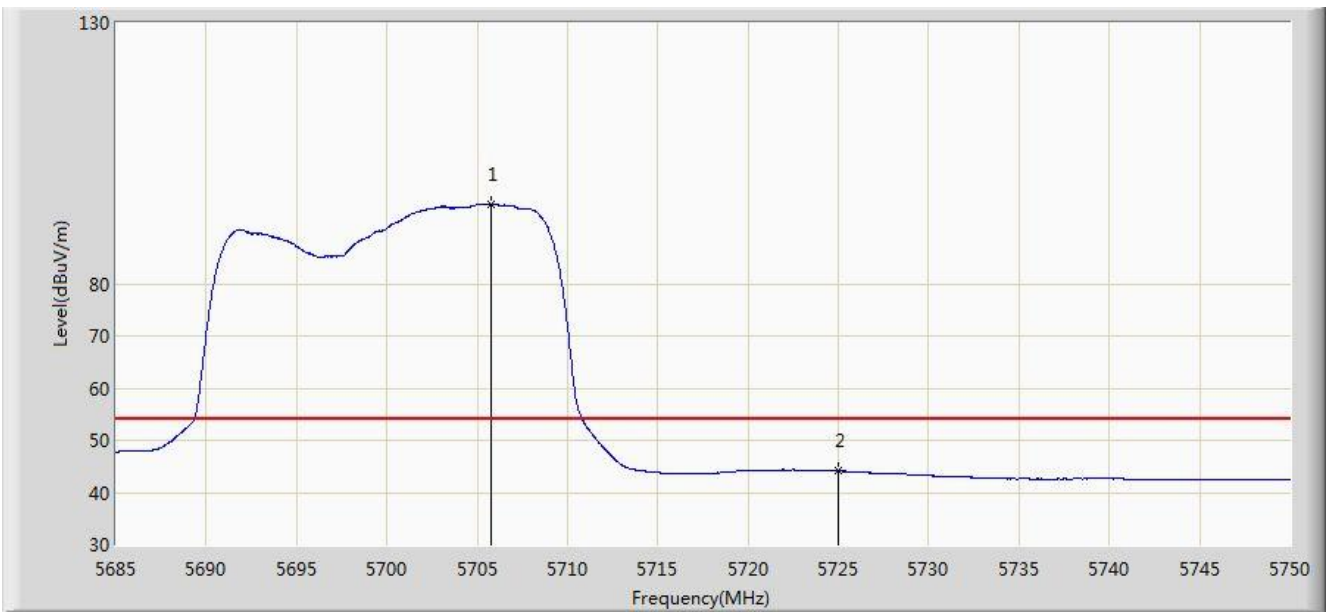


No	Flag	Mark	Frequency (MHz)	Measure Level (dBuV/m)	Reading Level (dBuV)	Over Limit (dB)	Limit (dBuV/m)	Factor (dB)	Type
1		*	5705.215	107.636	102.730	N/A	N/A	4.906	PK
2			5725.000	57.731	52.702	-16.269	74.000	5.029	PK
3			5729.200	58.460	53.404	-15.540	74.000	5.055	PK

Note: Measure Level (dBμV/m) = Reading Level (dBμV) + Factor (dB)

Factor (dB) = Cable Loss (dB) + Antenna Factor (dB) (dB/m) - Pre_Amplifier Gain (dB)

Site: AC1	Time: 2017/08/12 - 14:06
Limit: FCC_Part15.209_RE(3m)	Engineer: Kevin Ker
Probe: BBHA9120D_1GHz_18GHz	Polarity: Horizontal
EUT: AC220 Wi-Fi AP OD directional antenna US	Power: DC 54V
Test Mode: Transmit by 802.11n-HT20 at Channel 5700MHz Ant 1 + 2 (CDD Mode)	

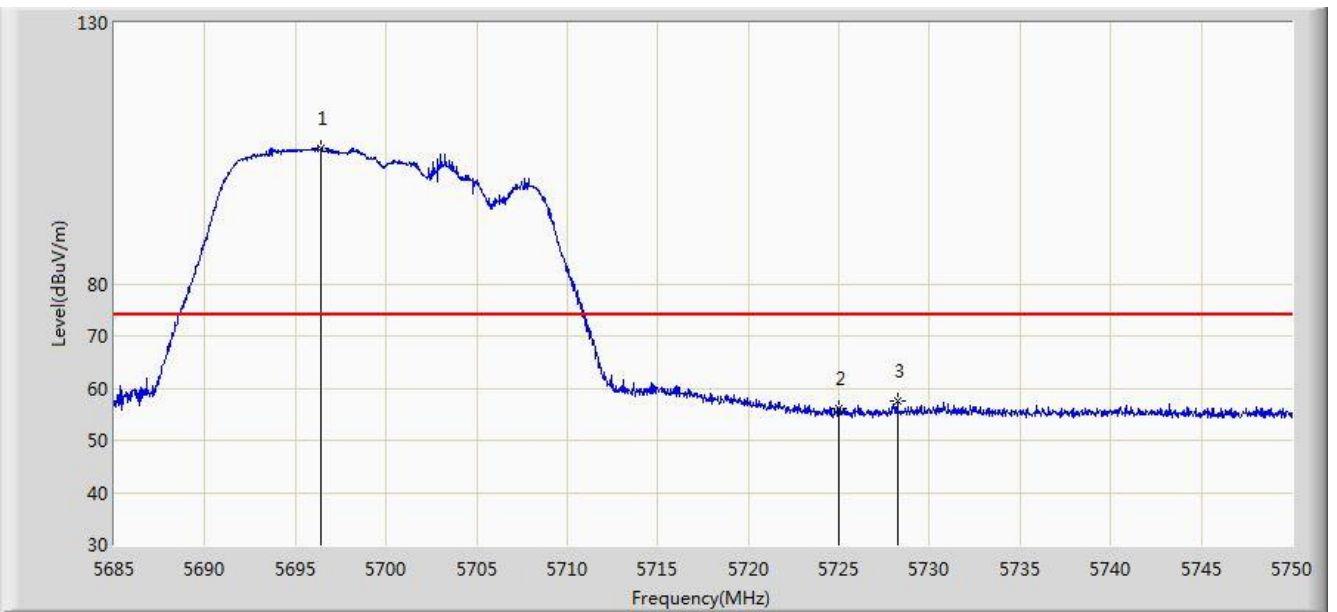


No	Flag	Mark	Frequency (MHz)	Measure Level (dBuV/m)	Reading Level (dBuV)	Over Limit (dB)	Limit (dBuV/m)	Factor (dB)	Type
1		*	5705.800	95.172	90.263	N/A	N/A	4.909	AV
2			5725.000	44.121	39.092	-9.879	54.000	5.029	AV

Note: Measure Level (dB μ V/m) = Reading Level (dB μ V) + Factor (dB)

Factor (dB) = Cable Loss (dB) + Antenna Factor (dB) (dB/m) - Pre_Amplifier Gain (dB)

Site: AC1	Time: 2017/08/12 - 14:07
Limit: FCC_Part15.209_RE(3m)	Engineer: Kevin Ker
Probe: BBHA9120D_1GHz_18GHz	Polarity: Vertical
EUT: AC220 Wi-Fi AP OD directional antenna US	Power: DC 54V
Test Mode: Transmit by 802.11n-HT20 at Channel 5700MHz Ant 1 + 2 (CDD Mode)	

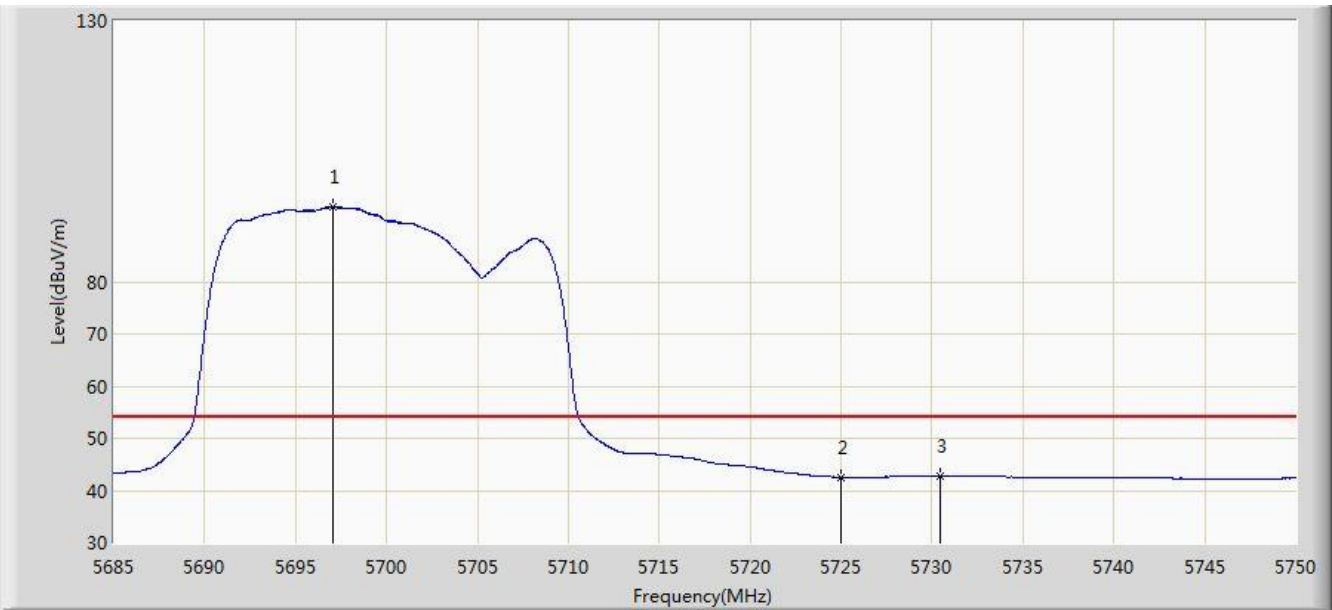


No	Flag	Mark	Frequency (MHz)	Measure Level (dBuV/m)	Reading Level (dBuV)	Over Limit (dB)	Limit (dBuV/m)	Factor (dB)	Type
1		*	5696.408	106.032	101.173	N/A	N/A	4.859	PK
2			5725.000	55.994	50.965	-18.006	74.000	5.029	PK
3			5728.225	57.621	52.571	-16.379	74.000	5.050	PK

Note: Measure Level (dB μ V/m) = Reading Level (dB μ V) + Factor (dB)

Factor (dB) = Cable Loss (dB) + Antenna Factor (dB) (dB/m) - Pre_Amplifier Gain (dB)

Site: AC1	Time: 2017/08/12 - 14:08
Limit: FCC_Part15.209_RE(3m)	Engineer: Kevin Ker
Probe: BBHA9120D_1GHz_18GHz	Polarity: Vertical
EUT: AC220 Wi-Fi AP OD directional antenna US	Power: DC 54V
Test Mode: Transmit by 802.11n-HT20 at Channel 5700MHz Ant 1 + 2 (CDD Mode)	

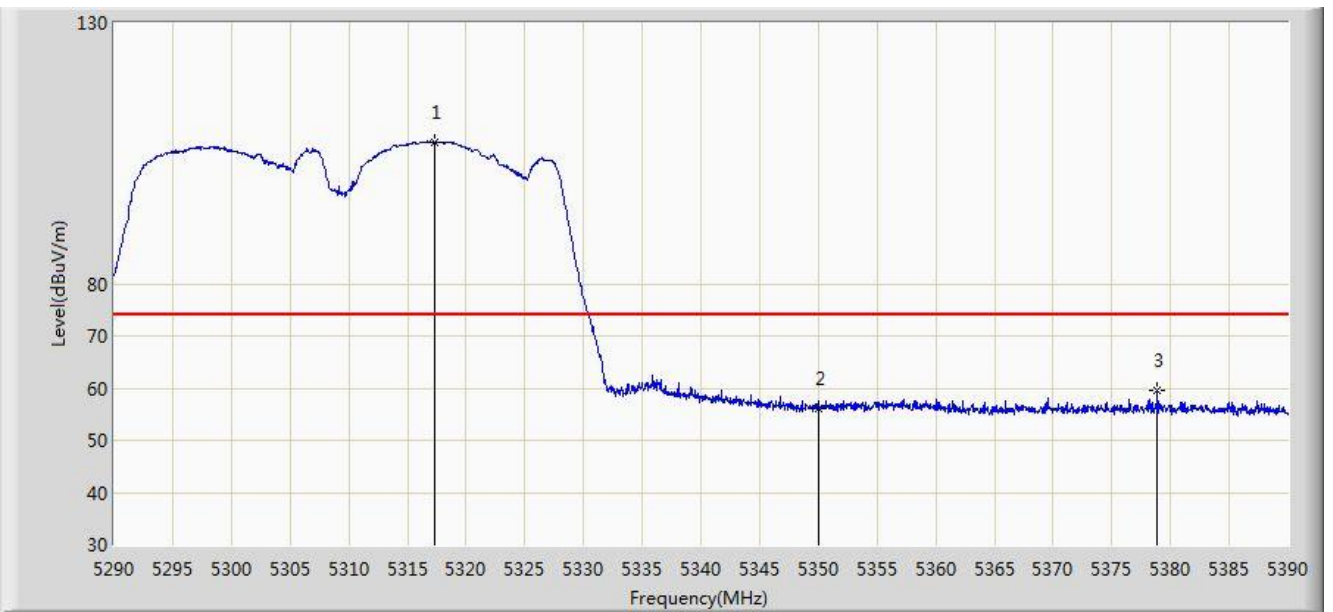


No	Flag	Mark	Frequency (MHz)	Measure Level (dBuV/m)	Reading Level (dBuV)	Over Limit (dB)	Limit (dBuV/m)	Factor (dB)	Type
1		*	5697.090	94.262	89.399	N/A	N/A	4.863	AV
2			5725.000	42.585	37.556	-11.415	54.000	5.029	AV
3			5730.467	42.783	37.719	-11.217	54.000	5.064	AV

Note: Measure Level (dBμV/m) = Reading Level (dBμV) + Factor (dB)

Factor (dB) = Cable Loss (dB) + Antenna Factor (dB) (dB/m) - Pre_Amplifier Gain (dB)

Site: AC1	Time: 2017/08/12 - 14:33
Limit: FCC_Part15.209_RE(3m)	Engineer: Kevin Ker
Probe: BBHA9120D_1GHz_18GHz	Polarity: Horizontal
EUT: AC220 Wi-Fi AP OD directional antenna US	Power: DC 54V
Test Mode: Transmit by 802.11n-HT40 at Channel 5310MHz Ant 1 + 2 (CDD Mode)	

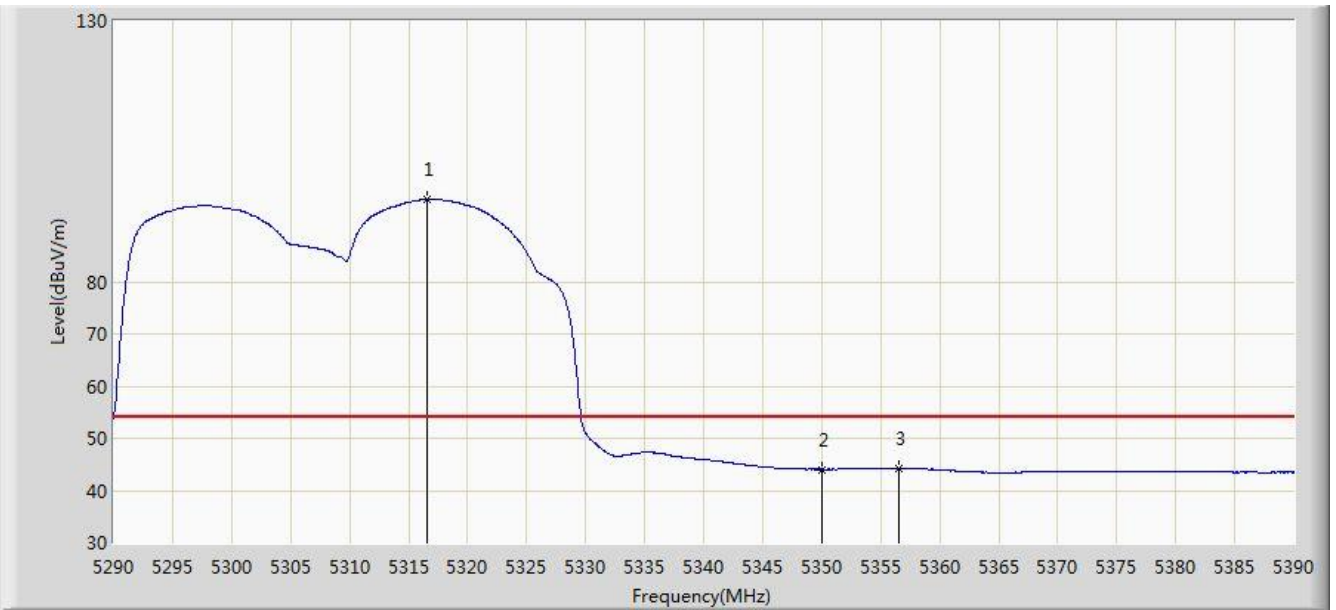


No	Flag	Mark	Frequency (MHz)	Measure Level (dBuV/m)	Reading Level (dBuV)	Over Limit (dB)	Limit (dBuV/m)	Factor (dB)	Type
1		*	5317.300	107.182	103.339	N/A	N/A	3.843	PK
2			5350.000	56.000	52.095	-18.000	74.000	3.904	PK
3			5378.900	59.443	55.486	-14.557	74.000	3.957	PK

Note: Measure Level (dBμV/m) = Reading Level (dBμV) + Factor (dB)

Factor (dB) = Cable Loss (dB) + Antenna Factor (dB) (dB/m) - Pre_Amplifier Gain (dB)

Site: AC1	Time: 2017/08/12 - 14:34
Limit: FCC_Part15.209_RE(3m)	Engineer: Kevin Ker
Probe: BBHA9120D_1GHz_18GHz	Polarity: Horizontal
EUT: AC220 Wi-Fi AP OD directional antenna US	Power: DC 54V
Test Mode: Transmit by 802.11n-HT40 at Channel 5310MHz Ant 1 + 2 (CDD Mode)	

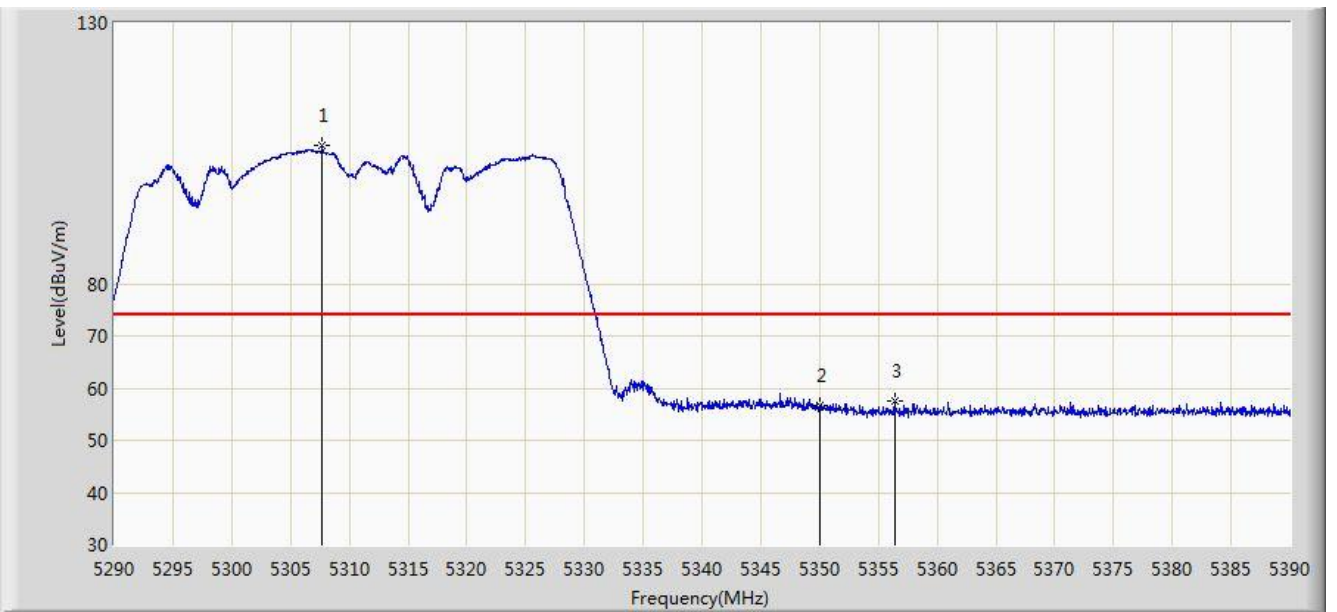


No	Flag	Mark	Frequency (MHz)	Measure Level (dBuV/m)	Reading Level (dBuV)	Over Limit (dB)	Limit (dBuV/m)	Factor (dB)	Type
1		*	5316.550	95.768	91.926	N/A	N/A	3.842	AV
2			5350.000	44.054	40.149	-9.946	54.000	3.904	AV
3			5356.500	44.213	40.297	-9.787	54.000	3.917	AV

Note: Measure Level (dBμV/m) = Reading Level (dBμV) + Factor (dB)

Factor (dB) = Cable Loss (dB) + Antenna Factor (dB) (dB/m) - Pre_Amplifier Gain (dB)

Site: AC1	Time: 2017/08/12 - 14:35
Limit: FCC_Part15.209_RE(3m)	Engineer: Kevin Ker
Probe: BBHA9120D_1GHz_18GHz	Polarity: Vertical
EUT: AC220 Wi-Fi AP OD directional antenna US	Power: DC 54V
Test Mode: Transmit by 802.11n-HT40 at Channel 5310MHz Ant 1 + 2 (CDD Mode)	

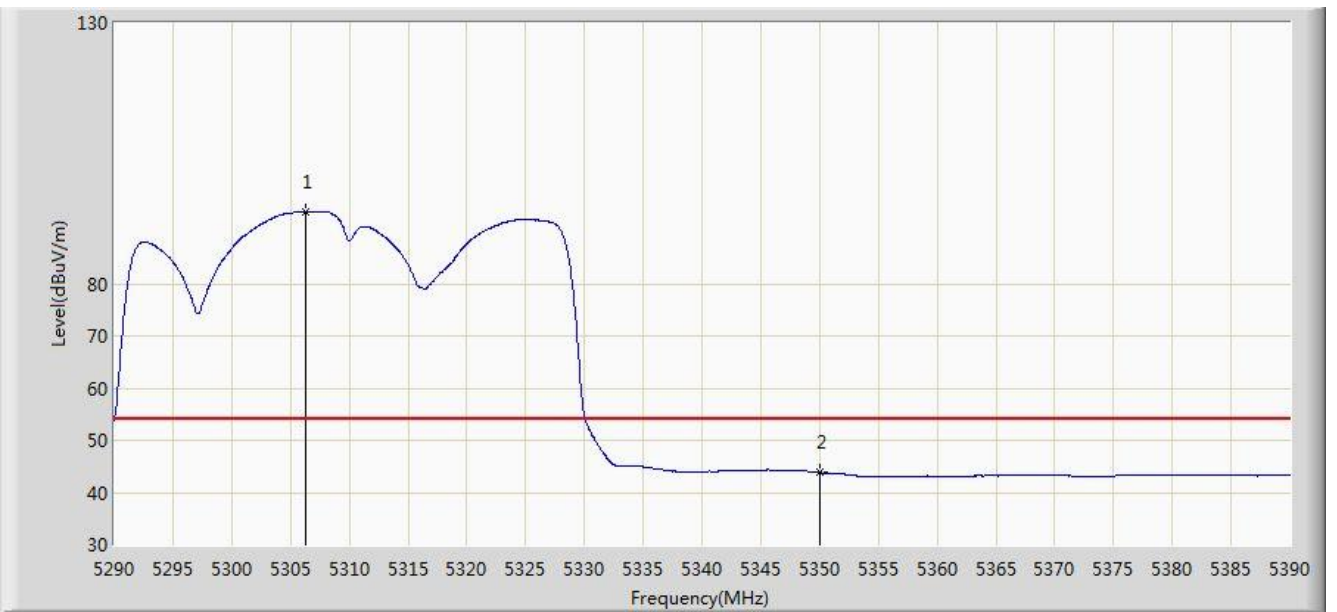


No	Flag	Mark	Frequency (MHz)	Measure Level (dBuV/m)	Reading Level (dBuV)	Over Limit (dB)	Limit (dBuV/m)	Factor (dB)	Type
1		*	5307.700	106.412	102.586	N/A	N/A	3.826	PK
2			5350.000	56.764	52.859	-17.236	74.000	3.904	PK
3			5356.400	57.621	53.705	-16.379	74.000	3.917	PK

Note: Measure Level (dB μ V/m) = Reading Level (dB μ V) + Factor (dB)

Factor (dB) = Cable Loss (dB) + Antenna Factor (dB) (dB/m) - Pre_Amplifier Gain (dB)

Site: AC1	Time: 2017/08/12 - 14:36
Limit: FCC_Part15.209_RE(3m)	Engineer: Kevin Ker
Probe: BBHA9120D_1GHz_18GHz	Polarity: Vertical
EUT: AC220 Wi-Fi AP OD directional antenna US	Power: DC 54V
Test Mode: Transmit by 802.11n-HT40 at Channel 5310MHz Ant 1 + 2 (CDD Mode)	

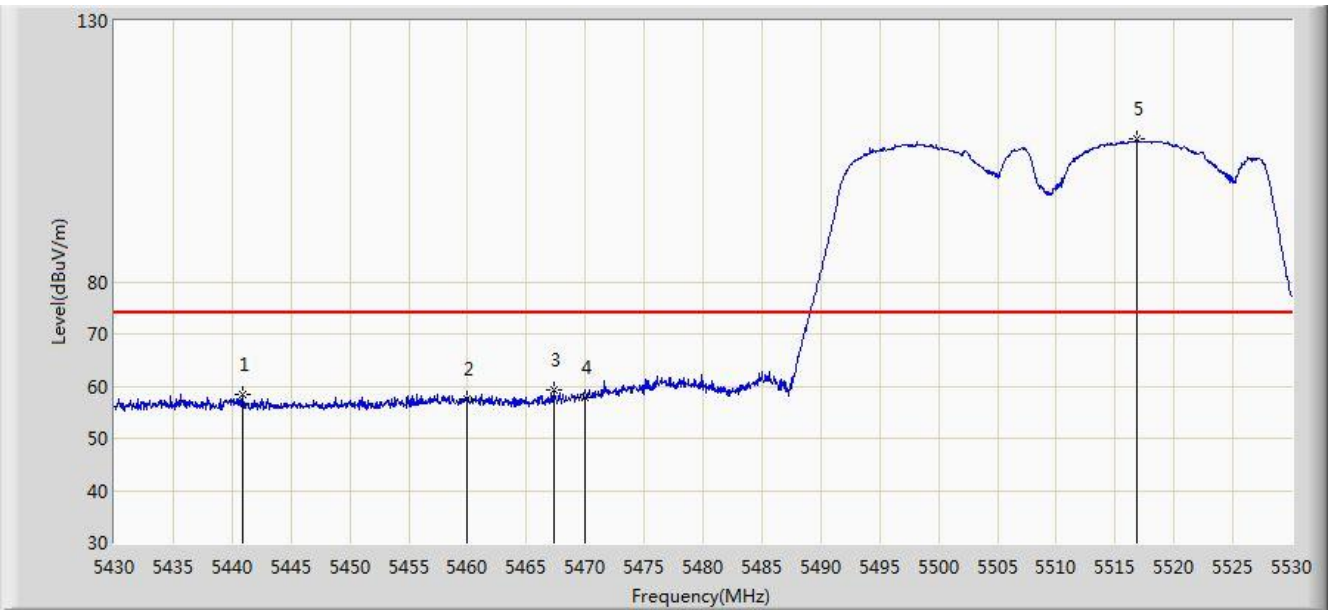


No	Flag	Mark	Frequency (MHz)	Measure Level (dBuV/m)	Reading Level (dBuV)	Over Limit (dB)	Limit (dBuV/m)	Factor (dB)	Type
1		*	5306.300	93.876	90.053	N/A	N/A	3.823	AV
2			5350.000	43.817	39.912	-10.183	54.000	3.904	AV

Note: Measure Level (dBuV/m) = Reading Level (dBuV) + Factor (dB)

Factor (dB) = Cable Loss (dB) + Antenna Factor (dB) (dB/m) - Pre_Amplifier Gain (dB)

Site: AC1	Time: 2017/08/12 - 14:37
Limit: FCC_Part15.209_RE(3m)	Engineer: Kevin Ker
Probe: BBHA9120D_1GHz_18GHz	Polarity: Horizontal
EUT: AC220 Wi-Fi AP OD directional antenna US	Power: DC 54V
Test Mode: Transmit by 802.11n-HT40 at Channel 5510MHz Ant 1 + 2 (CDD Mode)	

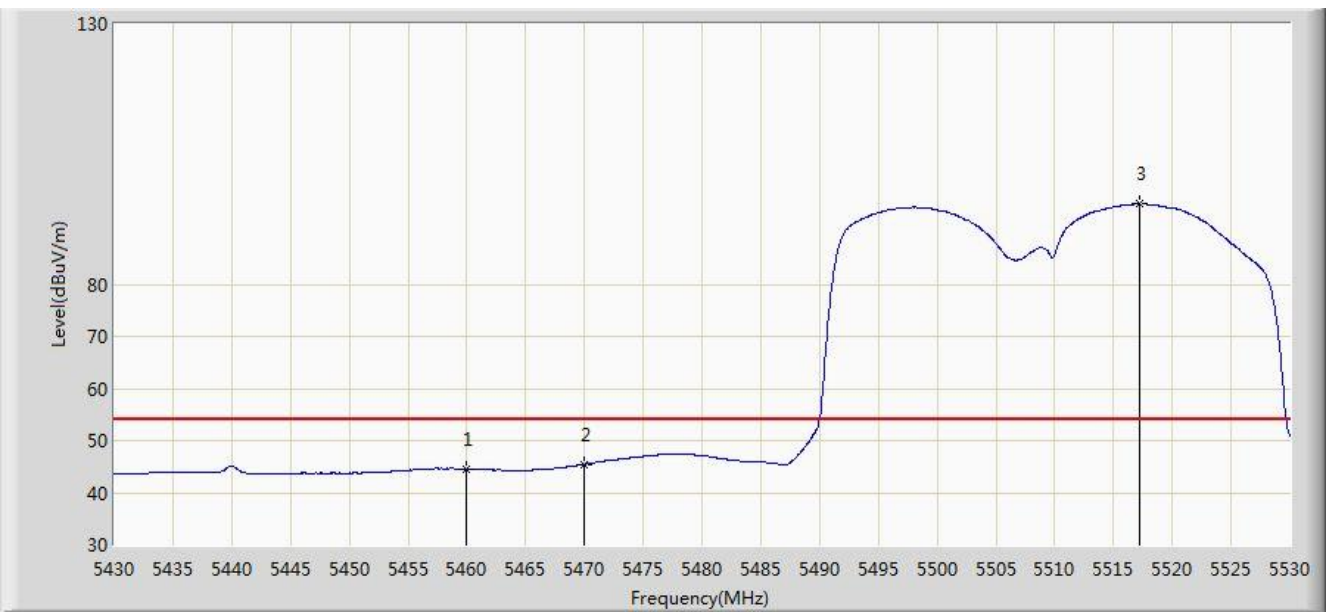


No	Flag	Mark	Frequency (MHz)	Measure Level (dBuV/m)	Reading Level (dBuV)	Over Limit (dB)	Limit (dBuV/m)	Factor (dB)	Type
1			5440.950	58.419	54.292	-15.581	74.000	4.127	PK
2			5460.000	57.548	53.368	-16.452	74.000	4.180	PK
3			5467.400	59.228	55.031	-14.772	74.000	4.196	PK
4			5470.000	57.894	53.692	-16.106	74.000	4.202	PK
5		*	5516.850	107.473	103.152	N/A	N/A	4.321	PK

Note: Measure Level (dBμV/m) = Reading Level (dBμV) + Factor (dB)

Factor (dB) = Cable Loss (dB) + Antenna Factor (dB) (dB/m) - Pre_Amplifier Gain (dB)

Site: AC1	Time: 2017/08/12 - 14:39
Limit: FCC_Part15.209_RE(3m)	Engineer: Kevin Ker
Probe: BBHA9120D_1GHz_18GHz	Polarity: Horizontal
EUT: AC220 Wi-Fi AP OD directional antenna US	Power: DC 54V
Test Mode: Transmit by 802.11n-HT40 at Channel 5510MHz Ant 1 + 2 (CDD Mode)	

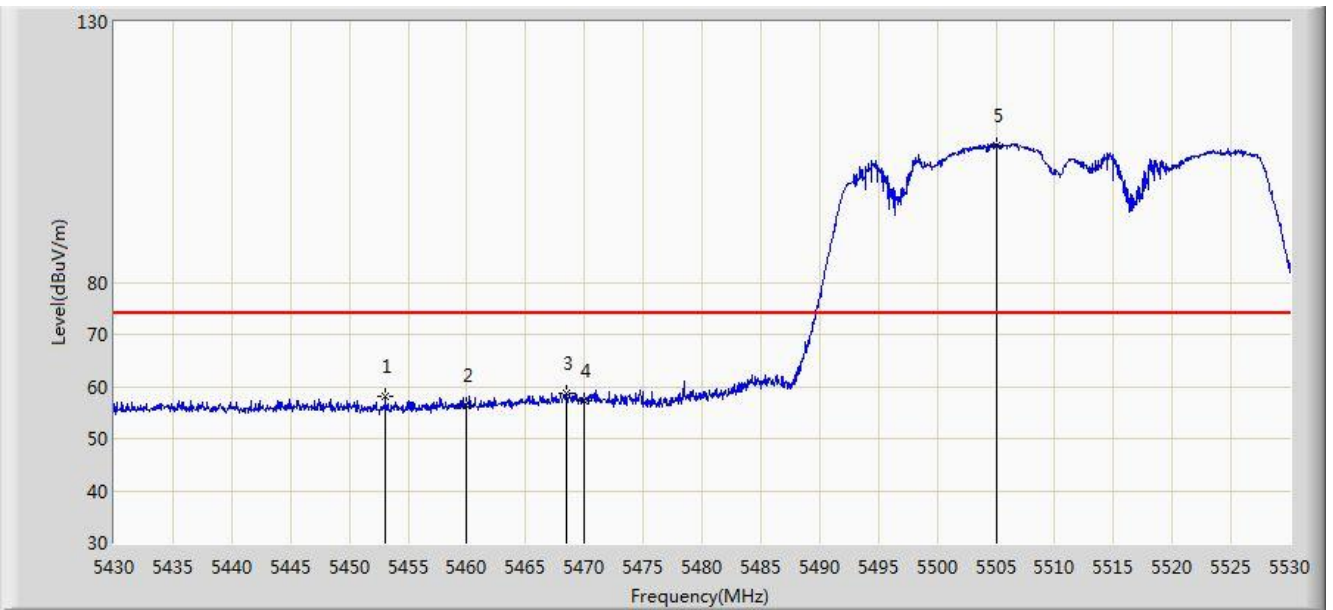


No	Flag	Mark	Frequency (MHz)	Measure Level (dBuV/m)	Reading Level (dBuV)	Over Limit (dB)	Limit (dBuV/m)	Factor (dB)	Type
1			5460.000	44.555	40.375	-9.445	54.000	4.180	AV
2			5470.000	45.428	41.226	-8.572	54.000	4.202	AV
3		*	5517.200	95.429	91.106	N/A	N/A	4.323	AV

Note: Measure Level (dB μ V/m) = Reading Level (dB μ V) + Factor (dB)

Factor (dB) = Cable Loss (dB) + Antenna Factor (dB) (dB/m) - Pre_Amplifier Gain (dB)

Site: AC1	Time: 2017/08/12 - 14:40
Limit: FCC_Part15.209_RE(3m)	Engineer: Kevin Ker
Probe: BBHA9120D_1GHz_18GHz	Polarity: Vertical
EUT: AC220 Wi-Fi AP OD directional antenna US	Power: DC 54V
Test Mode: Transmit by 802.11n-HT40 at Channel 5510MHz Ant 1 + 2 (CDD Mode)	

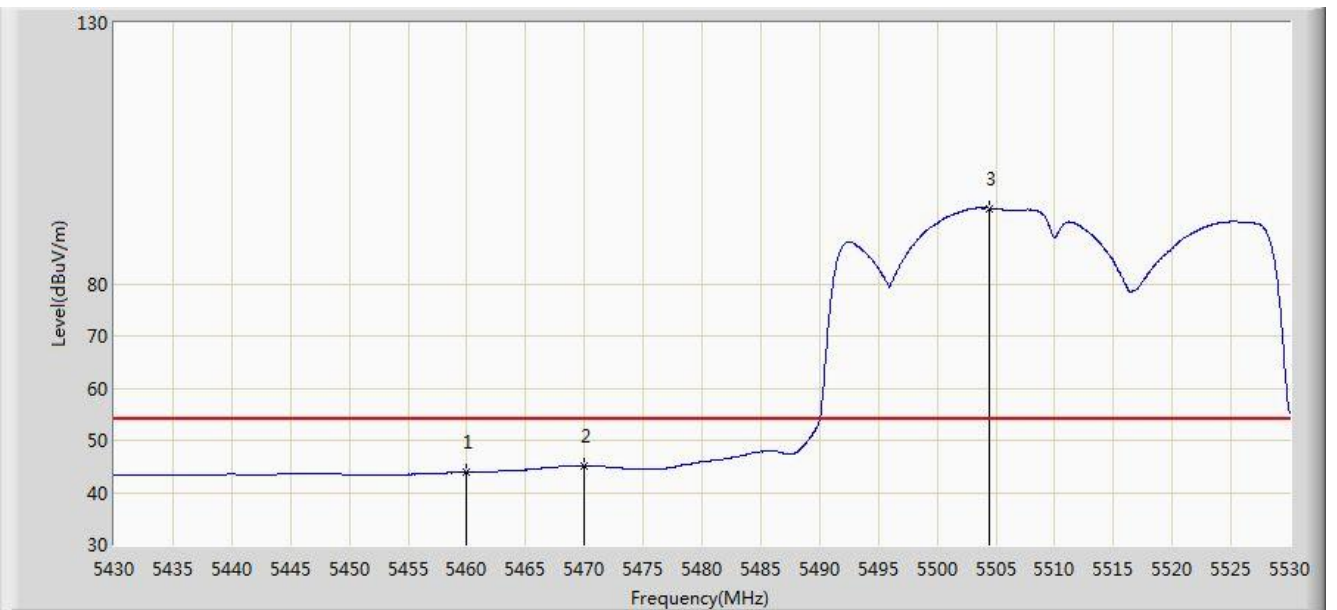


No	Flag	Mark	Frequency (MHz)	Measure Level (dBuV/m)	Reading Level (dBuV)	Over Limit (dB)	Limit (dBuV/m)	Factor (dB)	Type
1			5453.050	58.243	54.078	-15.757	74.000	4.164	PK
2			5460.000	56.368	52.188	-17.632	74.000	4.180	PK
3			5468.500	58.759	54.560	-15.241	74.000	4.199	PK
4			5470.000	57.112	52.910	-16.888	74.000	4.202	PK
5		*	5505.100	106.375	102.088	N/A	N/A	4.287	PK

Note: Measure Level (dB μ V/m) = Reading Level (dB μ V) + Factor (dB)

Factor (dB) = Cable Loss (dB) + Antenna Factor (dB) (dB/m) - Pre_Amplifier Gain (dB)

Site: AC1	Time: 2017/08/12 - 14:41
Limit: FCC_Part15.209_RE(3m)	Engineer: Kevin Ker
Probe: BBHA9120D_1GHz_18GHz	Polarity: Vertical
EUT: AC220 Wi-Fi AP OD directional antenna US	Power: DC 54V
Test Mode: Transmit by 802.11n-HT40 at Channel 5510MHz Ant 1 + 2 (CDD Mode)	

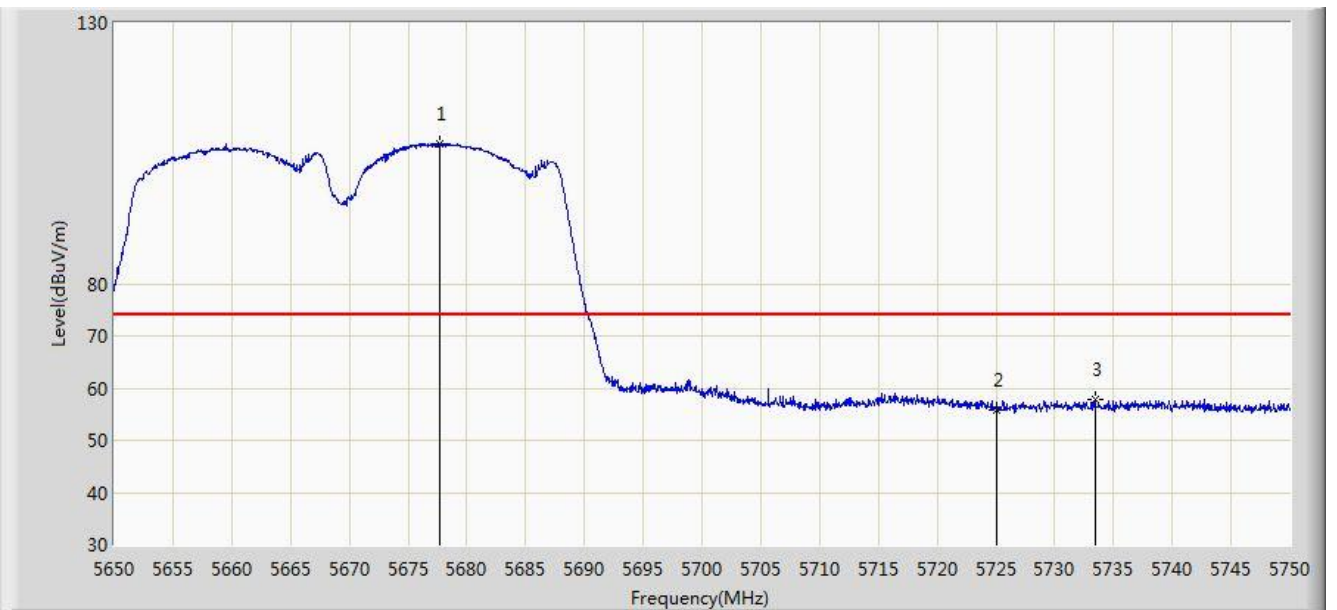


No	Flag	Mark	Frequency (MHz)	Measure Level (dBuV/m)	Reading Level (dBuV)	Over Limit (dB)	Limit (dBuV/m)	Factor (dB)	Type
1			5460.000	43.863	39.683	-10.137	54.000	4.180	AV
2			5470.000	45.184	40.982	-8.816	54.000	4.202	AV
3		*	5504.450	94.470	90.185	N/A	N/A	4.285	AV

Note: Measure Level (dB μ V/m) = Reading Level (dB μ V) + Factor (dB)

Factor (dB) = Cable Loss (dB) + Antenna Factor (dB) (dB/m) - Pre_Amplifier Gain (dB)

Site: AC1	Time: 2017/08/12 - 14:43
Limit: FCC_Part15.209_RE(3m)	Engineer: Kevin Ker
Probe: BBHA9120D_1GHz_18GHz	Polarity: Horizontal
EUT: AC220 Wi-Fi AP OD directional antenna US	Power: DC 54V
Test Mode: Transmit by 802.11n-HT40 at Channel 5670MHz Ant 1 + 2 (CDD Mode)	

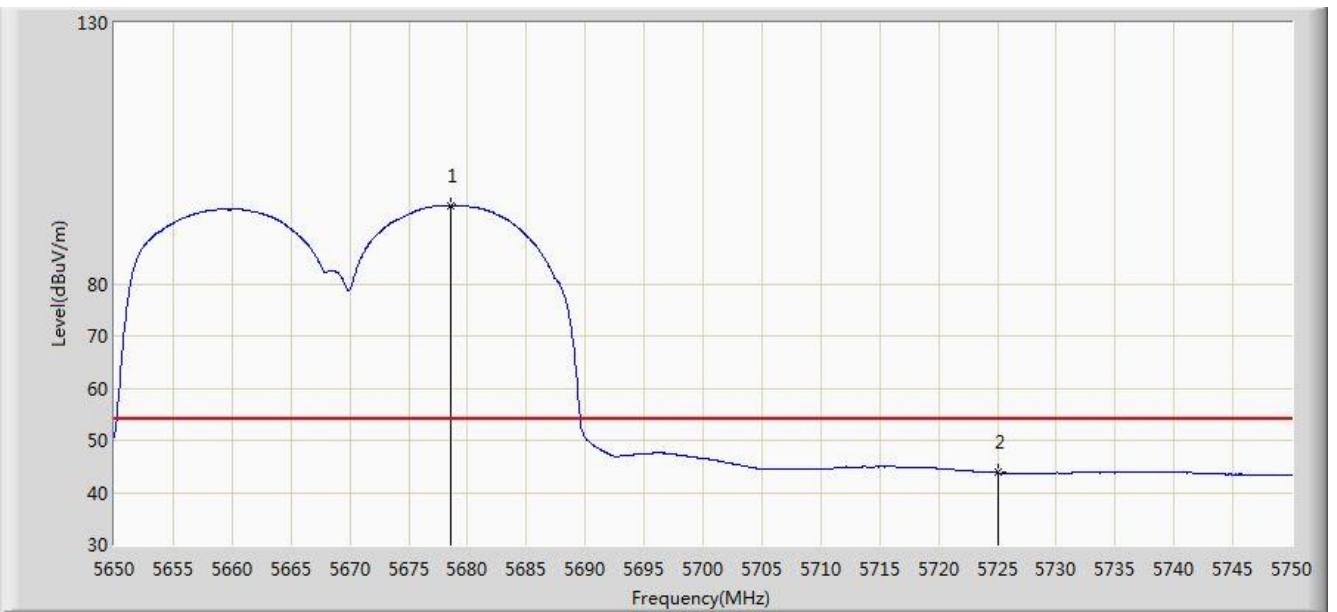


No	Flag	Mark	Frequency (MHz)	Measure Level (dBuV/m)	Reading Level (dBuV)	Over Limit (dB)	Limit (dBuV/m)	Factor (dB)	Type
1		*	5677.650	106.952	102.174	N/A	N/A	4.777	PK
2			5725.000	55.810	50.781	-18.190	74.000	5.029	PK
3			5733.400	57.764	52.681	-16.236	74.000	5.083	PK

Note: Measure Level (dB μ V/m) = Reading Level (dB μ V) + Factor (dB)

Factor (dB) = Cable Loss (dB) + Antenna Factor (dB) (dB/m) - Pre_Amplifier Gain (dB)

Site: AC1	Time: 2017/08/12 - 14:45
Limit: FCC_Part15.209_RE(3m)	Engineer: Kevin Ker
Probe: BBHA9120D_1GHz_18GHz	Polarity: Horizontal
EUT: AC220 Wi-Fi AP OD directional antenna US	Power: DC 54V
Test Mode: Transmit by 802.11n-HT40 at Channel 5670MHz Ant 1 + 2 (CDD Mode)	

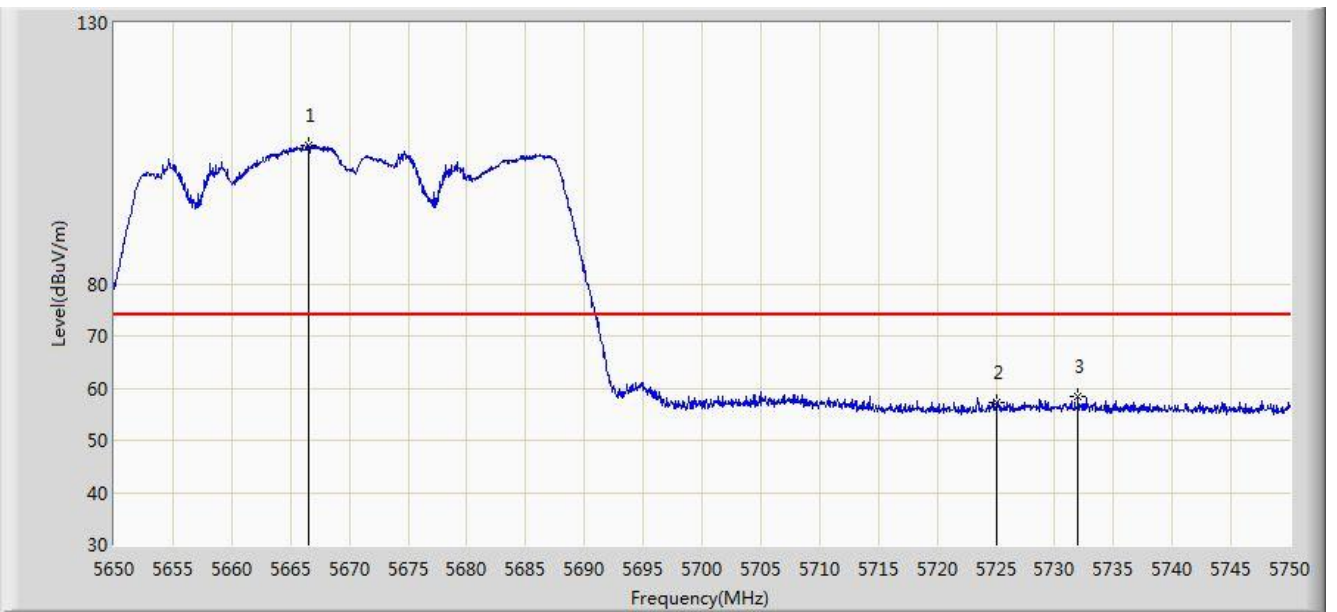


No	Flag	Mark	Frequency (MHz)	Measure Level (dBuV/m)	Reading Level (dBuV)	Over Limit (dB)	Limit (dBuV/m)	Factor (dB)	Type
1		*	5678.550	95.067	90.286	N/A	N/A	4.782	AV
2			5725.000	43.778	38.749	-10.222	54.000	5.029	AV

Note: Measure Level (dB μ V/m) = Reading Level (dB μ V) + Factor (dB)

Factor (dB) = Cable Loss (dB) + Antenna Factor (dB) (dB/m) - Pre_Amplifier Gain (dB)

Site: AC1	Time: 2017/08/12 - 14:46
Limit: FCC_Part15.209_RE(3m)	Engineer: Kevin Ker
Probe: BBHA9120D_1GHz_18GHz	Polarity: Vertical
EUT: AC220 Wi-Fi AP OD directional antenna US	Power: DC 54V
Test Mode: Transmit by 802.11n-HT40 at Channel 5670MHz Ant 1 + 2 (CDD Mode)	

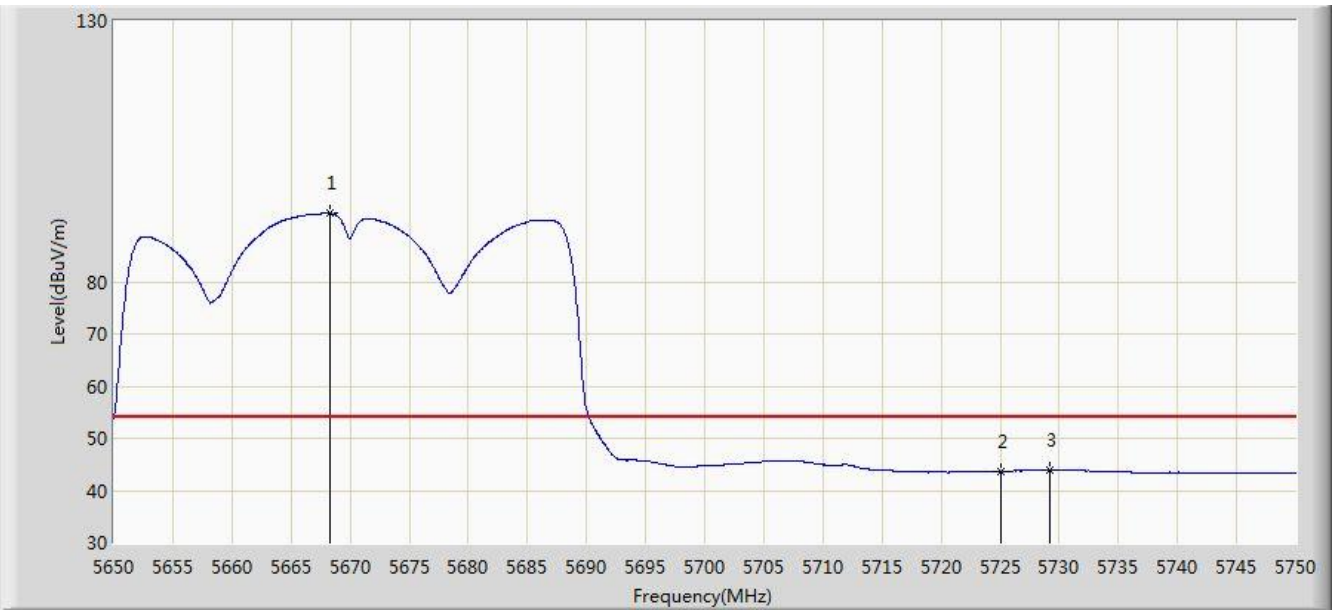


No	Flag	Mark	Frequency (MHz)	Measure Level (dBuV/m)	Reading Level (dBuV)	Over Limit (dB)	Limit (dBuV/m)	Factor (dB)	Type
1		*	5666.600	106.575	101.842	N/A	N/A	4.734	PK
2			5725.000	57.223	52.194	-16.777	74.000	5.029	PK
3			5731.950	58.316	53.243	-15.684	74.000	5.073	PK

Note: Measure Level (dBuV/m) = Reading Level (dBuV) + Factor (dB)

Factor (dB) = Cable Loss (dB) + Antenna Factor (dB) (dB/m) - Pre_Amplifier Gain (dB)

Site: AC1	Time: 2017/08/12 - 14:47
Limit: FCC_Part15.209_RE(3m)	Engineer: Kevin Ker
Probe: BBHA9120D_1GHz_18GHz	Polarity: Vertical
EUT: AC220 Wi-Fi AP OD directional antenna US	Power: DC 54V
Test Mode: Transmit by 802.11n-HT40 at Channel 5670MHz Ant 1 + 2 (CDD Mode)	

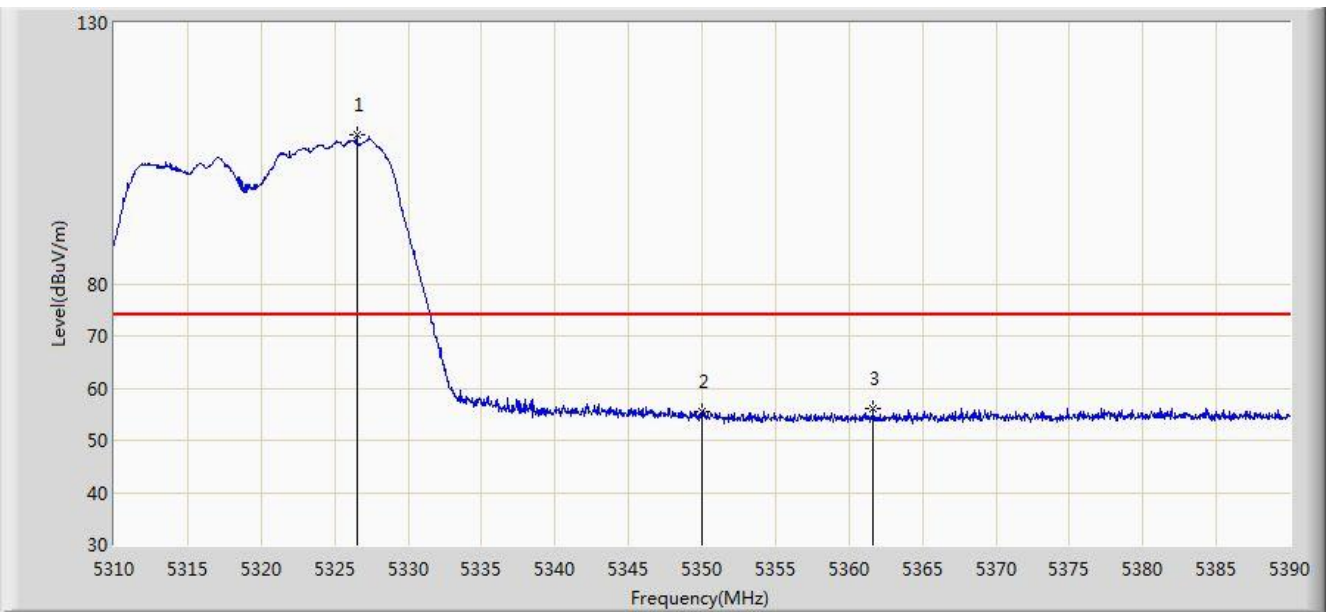


No	Flag	Mark	Frequency (MHz)	Measure Level (dBuV/m)	Reading Level (dBuV)	Over Limit (dB)	Limit (dBuV/m)	Factor (dB)	Type
1		*	5668.300	93.125	88.385	N/A	N/A	4.740	AV
2			5725.000	43.747	38.718	-10.253	54.000	5.029	AV
3			5729.250	43.949	38.893	-10.051	54.000	5.056	AV

Note: Measure Level (dBμV/m) = Reading Level (dBμV) + Factor (dB)

Factor (dB) = Cable Loss (dB) + Antenna Factor (dB) (dB/m) - Pre_Amplifier Gain (dB)

Site: AC1	Time: 2017/08/12 - 15:39
Limit: FCC_Part15.209_RE(3m)	Engineer: Kevin Ker
Probe: BBHA9120D_1GHz_18GHz	Polarity: Horizontal
EUT: AC220 Wi-Fi AP OD directional antenna US	Power: DC 54V
Test Mode: Transmit by 802.11ac-VHT20 at Channel 5320MHz Ant 1 + 2 (CDD Mode)	

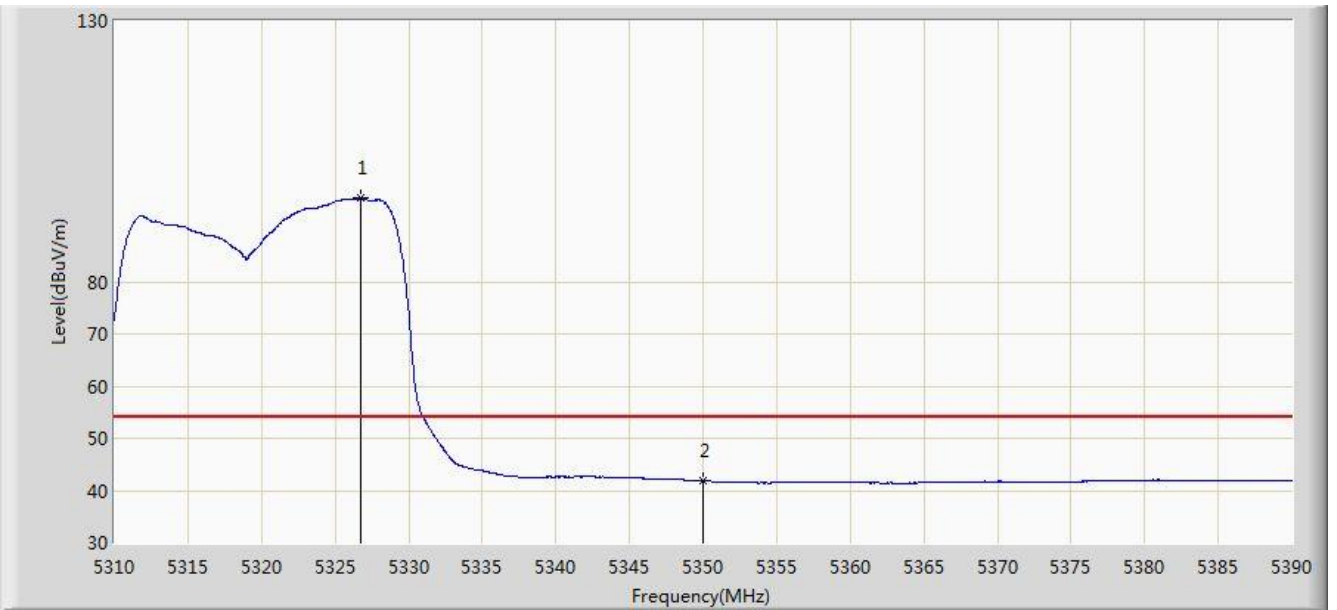


No	Flag	Mark	Frequency (MHz)	Measure Level (dBuV/m)	Reading Level (dBuV)	Over Limit (dB)	Limit (dBuV/m)	Factor (dB)	Type
1		*	5326.520	108.436	104.575	N/A	N/A	3.862	PK
2			5350.000	55.634	51.729	-18.366	74.000	3.904	PK
3			5361.640	56.192	52.266	-17.808	74.000	3.926	PK

Note: Measure Level (dB μ V/m) = Reading Level (dB μ V) + Factor (dB)

Factor (dB) = Cable Loss (dB) + Antenna Factor (dB) (dB/m) - Pre_Amplifier Gain (dB)

Site: AC1	Time: 2017/08/12 - 15:41
Limit: FCC_Part15.209_RE(3m)	Engineer: Kevin Ker
Probe: BBHA9120D_1GHz_18GHz	Polarity: Horizontal
EUT: AC220 Wi-Fi AP OD directional antenna US	Power: DC 54V
Test Mode: Transmit by 802.11ac-VHT20 at Channel 5320MHz Ant 1 + 2 (CDD Mode)	

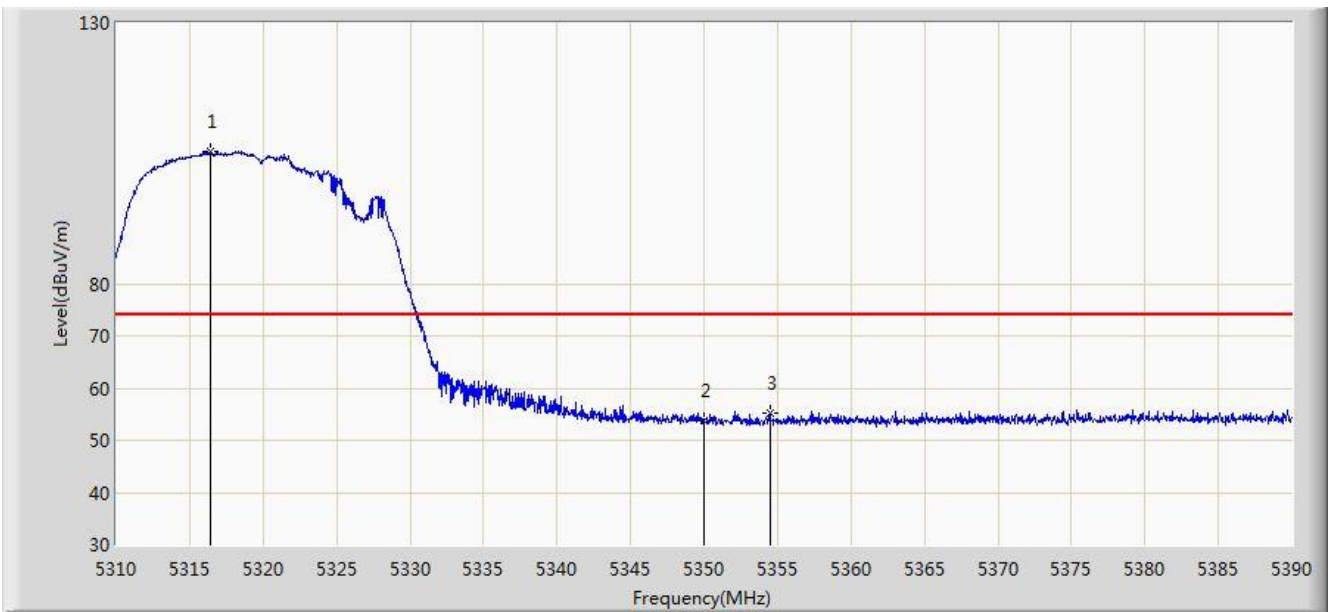


No	Flag	Mark	Frequency (MHz)	Measure Level (dBuV/m)	Reading Level (dBuV)	Over Limit (dB)	Limit (dBuV/m)	Factor (dB)	Type
1		*	5326.760	96.018	92.157	N/A	N/A	3.862	AV
2			5350.000	41.833	37.928	-12.167	54.000	3.904	AV

Note: Measure Level (dB μ V/m) = Reading Level (dB μ V) + Factor (dB)

Factor (dB) = Cable Loss (dB) + Antenna Factor (dB) (dB/m) - Pre_Amplifier Gain (dB)

Site: AC1	Time: 2017/08/12 - 15:42
Limit: FCC_Part15.209_RE(3m)	Engineer: Kevin Ker
Probe: BBHA9120D_1GHz_18GHz	Polarity: Vertical
EUT: AC220 Wi-Fi AP OD directional antenna US	Power: DC 54V
Test Mode: Transmit by 802.11ac-VHT20 at Channel 5320MHz Ant 1 + 2 (CDD Mode)	

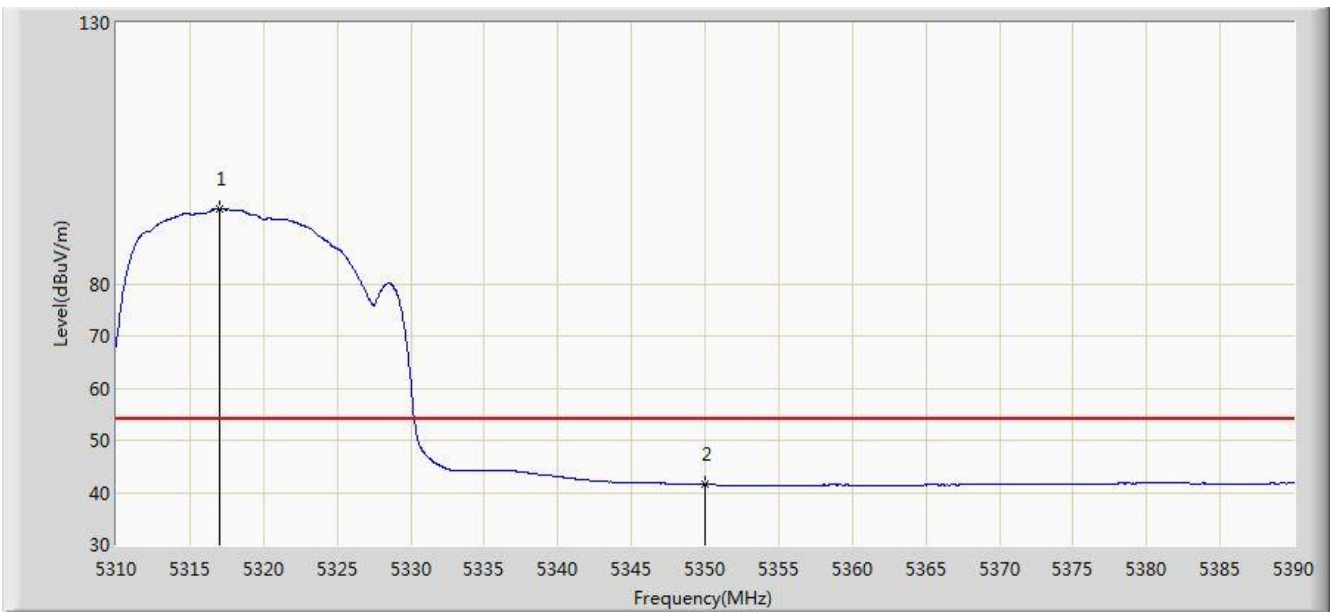


No	Flag	Mark	Frequency (MHz)	Measure Level (dBuV/m)	Reading Level (dBuV)	Over Limit (dB)	Limit (dBuV/m)	Factor (dB)	Type
1		*	5316.440	105.383	101.541	N/A	N/A	3.842	PK
2			5350.000	53.858	49.953	-20.142	74.000	3.904	PK
3			5354.480	55.352	51.439	-18.648	74.000	3.912	PK

Note: Measure Level (dB μ V/m) = Reading Level (dB μ V) + Factor (dB)

Factor (dB) = Cable Loss (dB) + Antenna Factor (dB) (dB/m) - Pre_Amplifier Gain (dB)

Site: AC1	Time: 2017/08/12 - 15:43
Limit: FCC_Part15.209_RE(3m)	Engineer: Kevin Ker
Probe: BBHA9120D_1GHz_18GHz	Polarity: Vertical
EUT: AC220 Wi-Fi AP OD directional antenna US	Power: DC 54V
Test Mode: Transmit by 802.11ac-VHT20 at Channel 5320MHz Ant 1 + 2 (CDD Mode)	

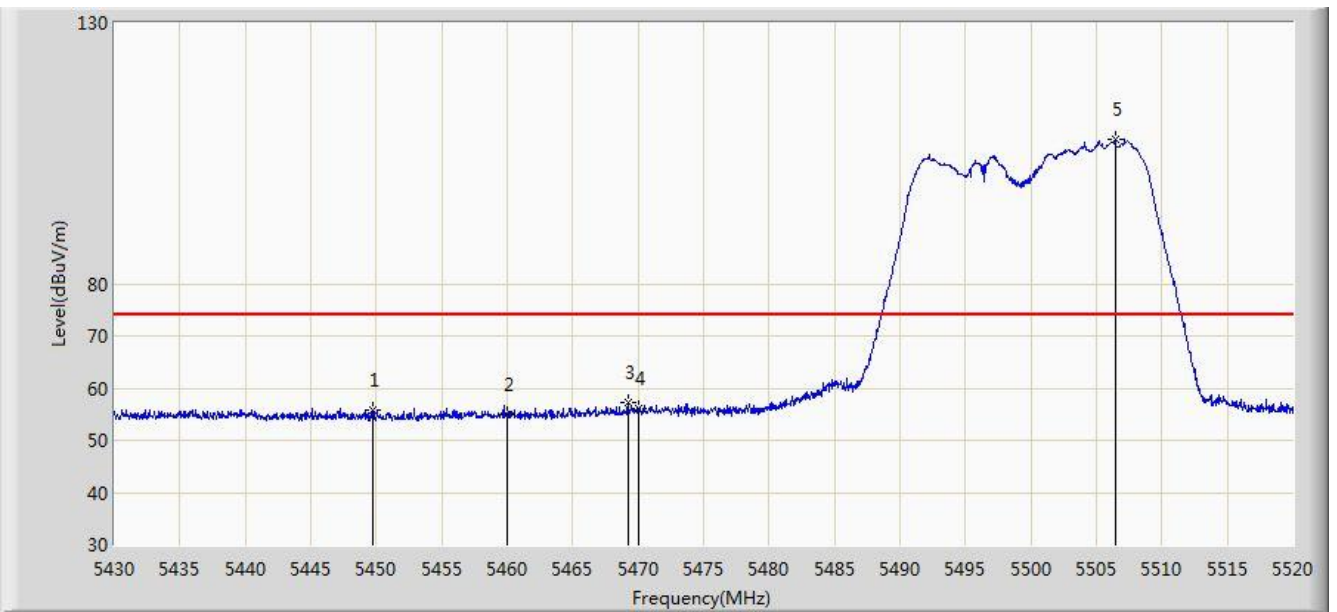


No	Flag	Mark	Frequency (MHz)	Measure Level (dBuV/m)	Reading Level (dBuV)	Over Limit (dB)	Limit (dBuV/m)	Factor (dB)	Type
1		*	5317.040	94.251	90.408	N/A	N/A	3.842	AV
2			5350.000	41.505	37.600	-12.495	54.000	3.904	AV

Note: Measure Level (dBuV/m) = Reading Level (dBuV) + Factor (dB)

Factor (dB) = Cable Loss (dB) + Antenna Factor (dB) (dB/m) - Pre_Amplifier Gain (dB)

Site: AC1	Time: 2017/08/12 - 15:44
Limit: FCC_Part15.209_RE(3m)	Engineer: Kevin Ker
Probe: BBHA9120D_1GHz_18GHz	Polarity: Horizontal
EUT: AC220 Wi-Fi AP OD directional antenna US	Power: DC 54V
Test Mode: Transmit by 802.11ac-VHT20 at Channel 5500MHz Ant 1 + 2 (CDD Mode)	

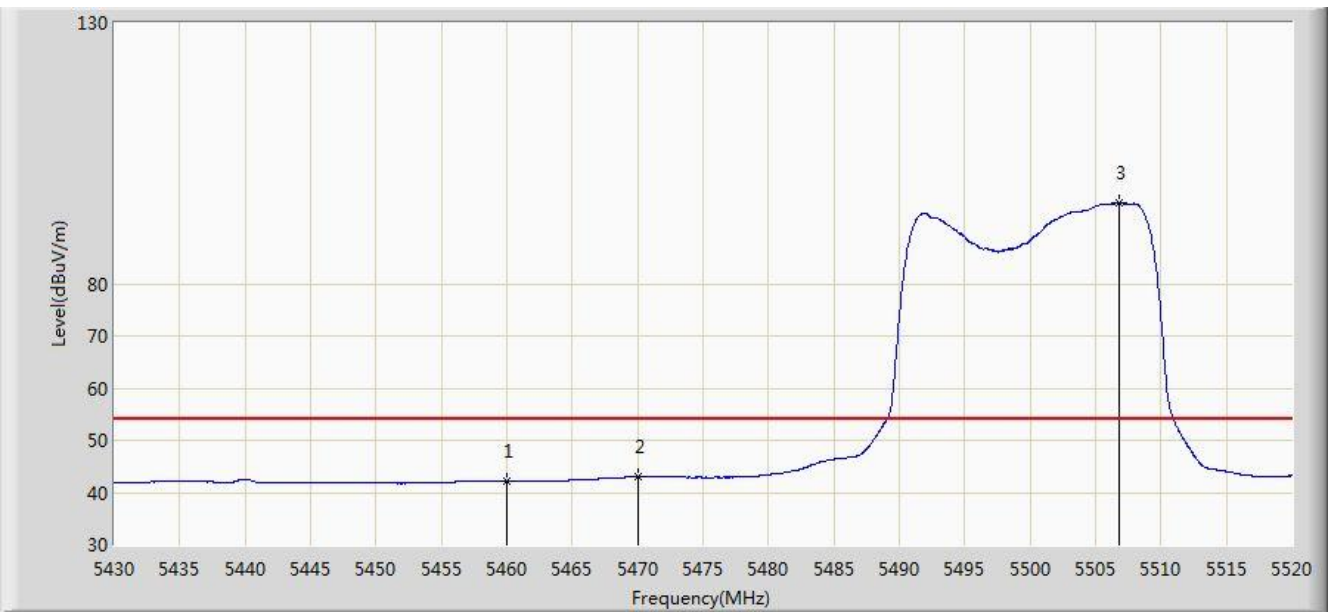


No	Flag	Mark	Frequency (MHz)	Measure Level (dBuV/m)	Reading Level (dBuV)	Over Limit (dB)	Limit (dBuV/m)	Factor (dB)	Type
1			5449.710	55.720	51.566	-18.280	74.000	4.153	PK
2			5460.000	54.806	50.626	-19.194	74.000	4.180	PK
3			5469.195	57.117	52.916	-16.883	74.000	4.201	PK
4			5470.000	56.104	51.902	-17.896	74.000	4.202	PK
5		*	5506.410	107.685	103.394	N/A	N/A	4.291	PK

Note: Measure Level (dB μ V/m) = Reading Level (dB μ V) + Factor (dB)

Factor (dB) = Cable Loss (dB) + Antenna Factor (dB) (dB/m) - Pre_Amplifier Gain (dB)

Site: AC1	Time: 2017/08/12 - 15:46
Limit: FCC_Part15.209_RE(3m)	Engineer: Kevin Ker
Probe: BBHA9120D_1GHz_18GHz	Polarity: Horizontal
EUT: AC220 Wi-Fi AP OD directional antenna US	Power: DC 54V
Test Mode: Transmit by 802.11ac-VHT20 at Channel 5500MHz Ant 1 + 2 (CDD Mode)	

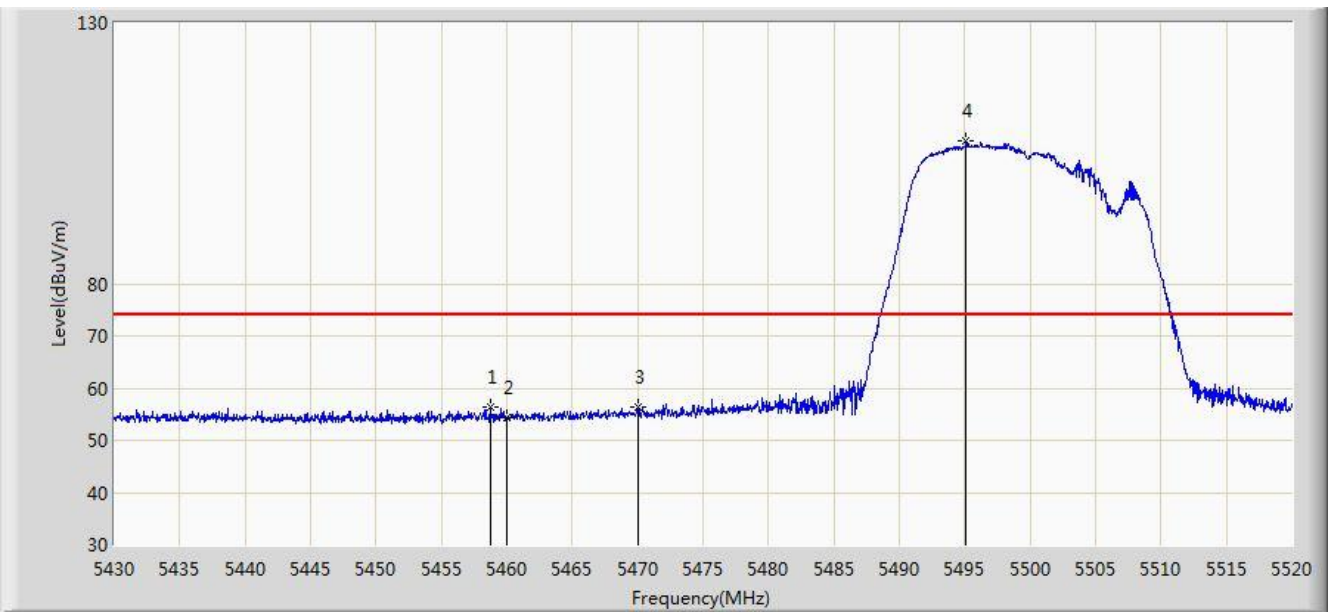


No	Flag	Mark	Frequency (MHz)	Measure Level (dBuV/m)	Reading Level (dBuV)	Over Limit (dB)	Limit (dBuV/m)	Factor (dB)	Type
1			5460.000	42.165	37.985	-11.835	54.000	4.180	AV
2			5470.000	42.993	38.791	-11.007	54.000	4.202	AV
3		*	5506.815	95.529	91.237	N/A	N/A	4.292	AV

Note: Measure Level (dB μ V/m) = Reading Level (dB μ V) + Factor (dB)

Factor (dB) = Cable Loss (dB) + Antenna Factor (dB) (dB/m) - Pre_Amplifier Gain (dB)

Site: AC1	Time: 2017/08/12 - 15:47
Limit: FCC_Part15.209_RE(3m)	Engineer: Kevin Ker
Probe: BBHA9120D_1GHz_18GHz	Polarity: Vertical
EUT: AC220 Wi-Fi AP OD directional antenna US	Power: DC 54V
Test Mode: Transmit by 802.11ac-VHT20 at Channel 5500MHz Ant 1 + 2 (CDD Mode)	

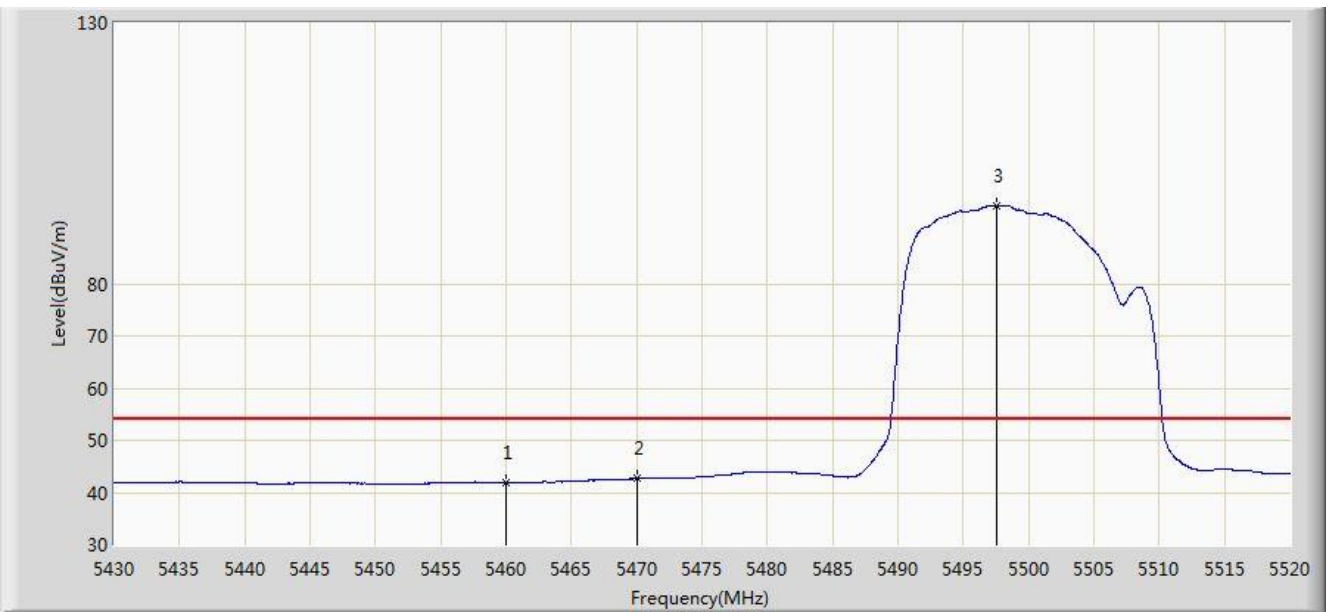


No	Flag	Mark	Frequency (MHz)	Measure Level (dBuV/m)	Reading Level (dBuV)	Over Limit (dB)	Limit (dBuV/m)	Factor (dB)	Type
1			5458.755	56.254	52.076	-17.746	74.000	4.178	PK
2			5460.000	54.435	50.255	-19.565	74.000	4.180	PK
3			5470.000	56.342	52.140	-17.658	74.000	4.202	PK
4		*	5495.115	107.506	103.247	N/A	N/A	4.259	PK

Note: Measure Level (dB μ V/m) = Reading Level (dB μ V) + Factor (dB)

Factor (dB) = Cable Loss (dB) + Antenna Factor (dB) (dB/m) - Pre_Amplifier Gain (dB)

Site: AC1	Time: 2017/08/12 - 15:48
Limit: FCC_Part15.209_RE(3m)	Engineer: Kevin Ker
Probe: BBHA9120D_1GHz_18GHz	Polarity: Vertical
EUT: AC220 Wi-Fi AP OD directional antenna US	Power: DC 54V
Test Mode: Transmit by 802.11ac-VHT20 at Channel 5500MHz Ant 1 + 2 (CDD Mode)	

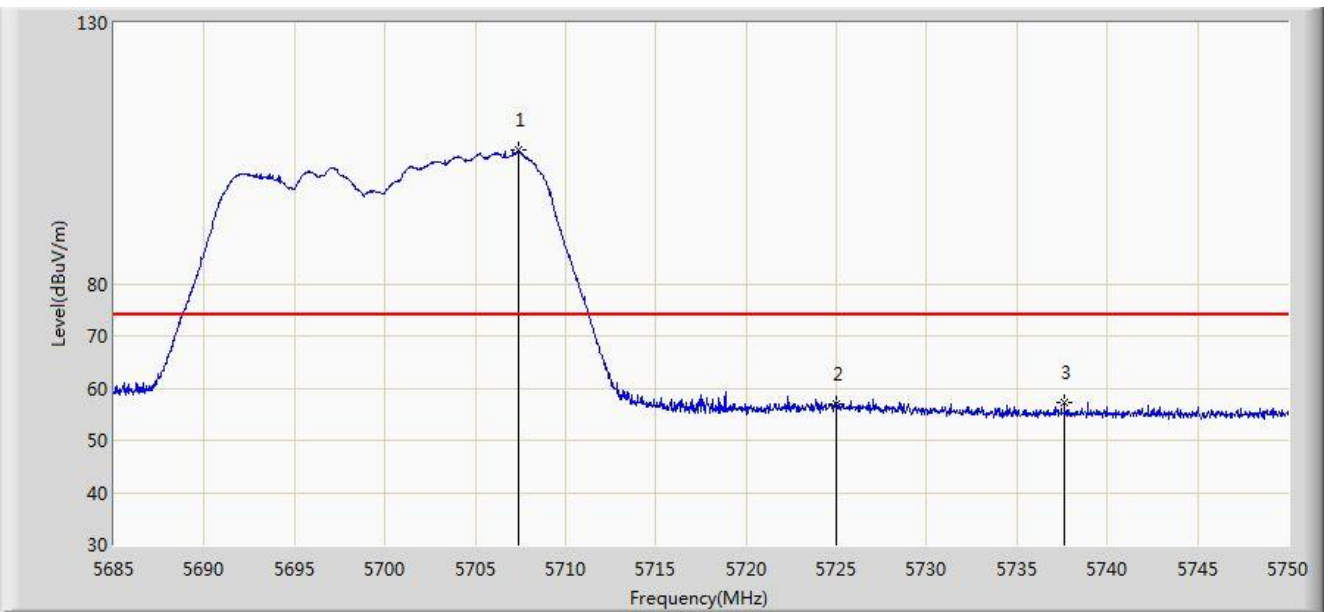


No	Flag	Mark	Frequency (MHz)	Measure Level (dBuV/m)	Reading Level (dBuV)	Over Limit (dB)	Limit (dBuV/m)	Factor (dB)	Type
1			5460.000	41.982	37.802	-12.018	54.000	4.180	AV
2			5470.000	42.657	38.455	-11.343	54.000	4.202	AV
3		*	5497.545	94.875	90.610	N/A	N/A	4.265	AV

Note: Measure Level (dB μ V/m) = Reading Level (dB μ V) + Factor (dB)

Factor (dB) = Cable Loss (dB) + Antenna Factor (dB) (dB/m) - Pre_Amplifier Gain (dB)

Site: AC1	Time: 2017/08/12 - 15:49
Limit: FCC_Part15.209_RE(3m)	Engineer: Kevin Ker
Probe: BBHA9120D_1GHz_18GHz	Polarity: Horizontal
EUT: AC220 Wi-Fi AP OD directional antenna US	Power: DC 54V
Test Mode: Transmit by 802.11ac-VHT20 at Channel 5700MHz Ant 1 + 2 (CDD Mode)	

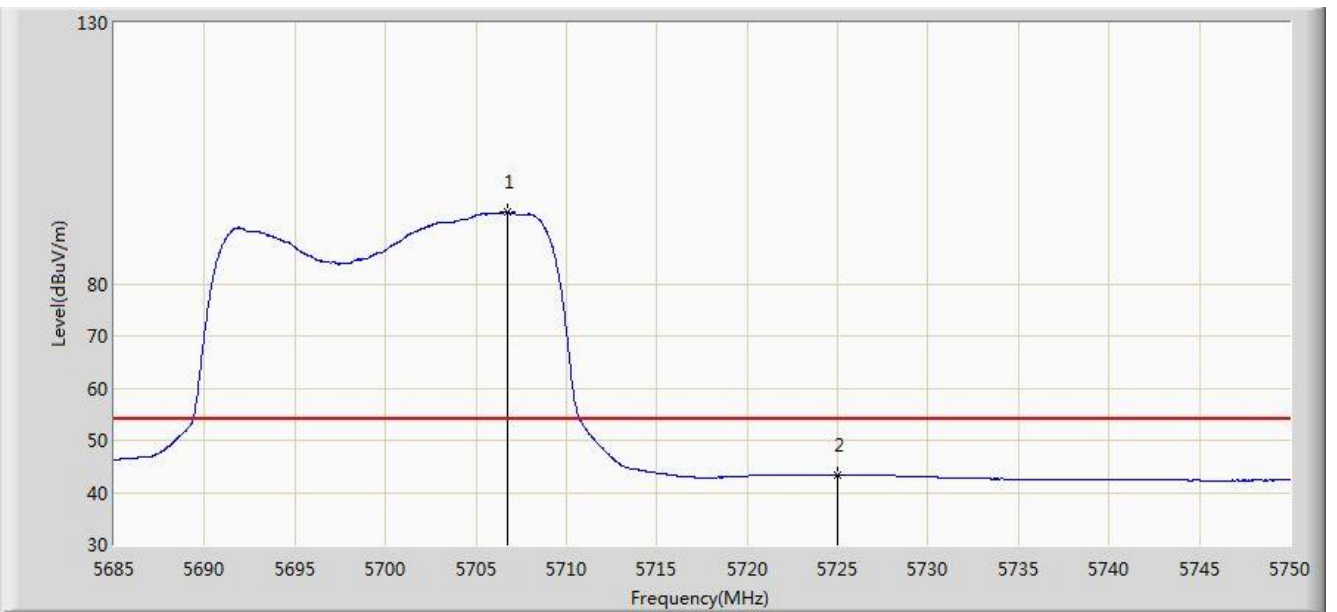


No	Flag	Mark	Frequency (MHz)	Measure Level (dBuV/m)	Reading Level (dBuV)	Over Limit (dB)	Limit (dBuV/m)	Factor (dB)	Type
1		*	5707.393	105.535	100.617	N/A	N/A	4.918	PK
2			5725.000	56.982	51.953	-17.018	74.000	5.029	PK
3			5737.618	57.256	52.147	-16.744	74.000	5.109	PK

Note: Measure Level (dB μ V/m) = Reading Level (dB μ V) + Factor (dB)

Factor (dB) = Cable Loss (dB) + Antenna Factor (dB) (dB/m) - Pre_Amplifier Gain (dB)

Site: AC1	Time: 2017/08/12 - 15:53
Limit: FCC_Part15.209_RE(3m)	Engineer: Kevin Ker
Probe: BBHA9120D_1GHz_18GHz	Polarity: Horizontal
EUT: AC220 Wi-Fi AP OD directional antenna US	Power: DC 54V
Test Mode: Transmit by 802.11ac-VHT20 at Channel 5700MHz Ant 1 + 2 (CDD Mode)	

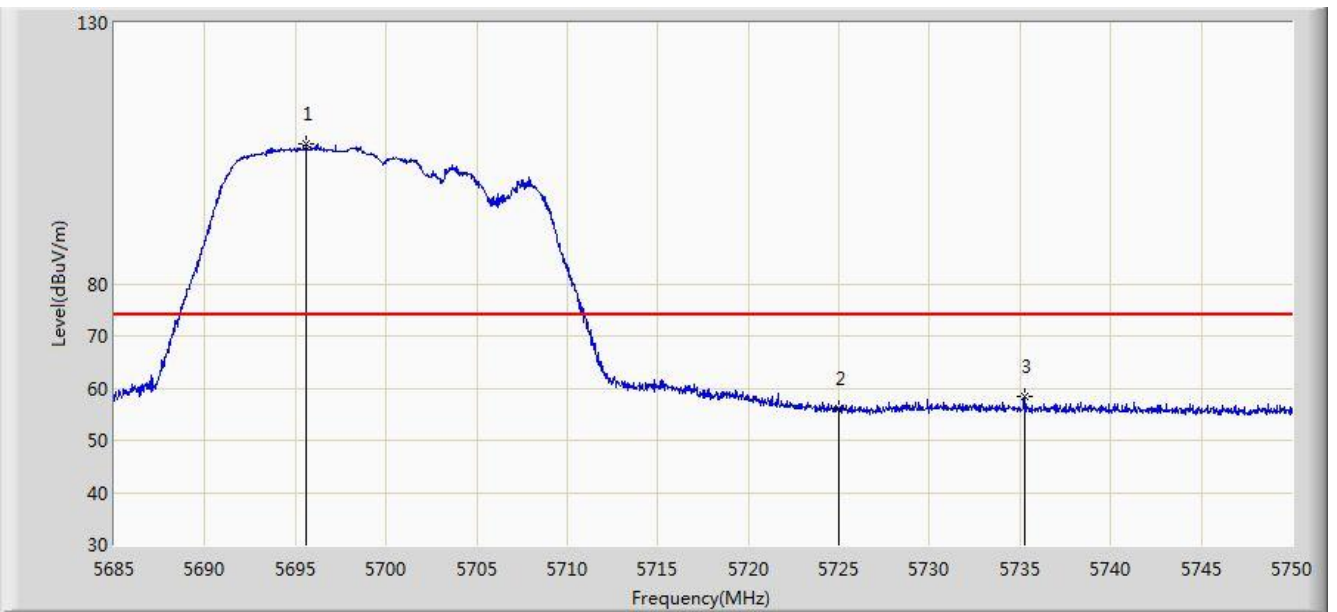


No	Flag	Mark	Frequency (MHz)	Measure Level (dBuV/m)	Reading Level (dBuV)	Over Limit (dB)	Limit (dBuV/m)	Factor (dB)	Type
1		*	5706.710	93.660	88.746	N/A	N/A	4.915	AV
2			5725.000	43.411	38.382	-10.589	54.000	5.029	AV

Note: Measure Level (dBuV/m) = Reading Level (dBuV) + Factor (dB)

Factor (dB) = Cable Loss (dB) + Antenna Factor (dB) (dB/m) - Pre_Amplifier Gain (dB)

Site: AC1	Time: 2017/08/12 - 15:53
Limit: FCC_Part15.209_RE(3m)	Engineer: Kevin Ker
Probe: BBHA9120D_1GHz_18GHz	Polarity: Vertical
EUT: AC220 Wi-Fi AP OD directional antenna US	Power: DC 54V
Test Mode: Transmit by 802.11ac-VHT20 at Channel 5700MHz Ant 1 + 2 (CDD Mode)	

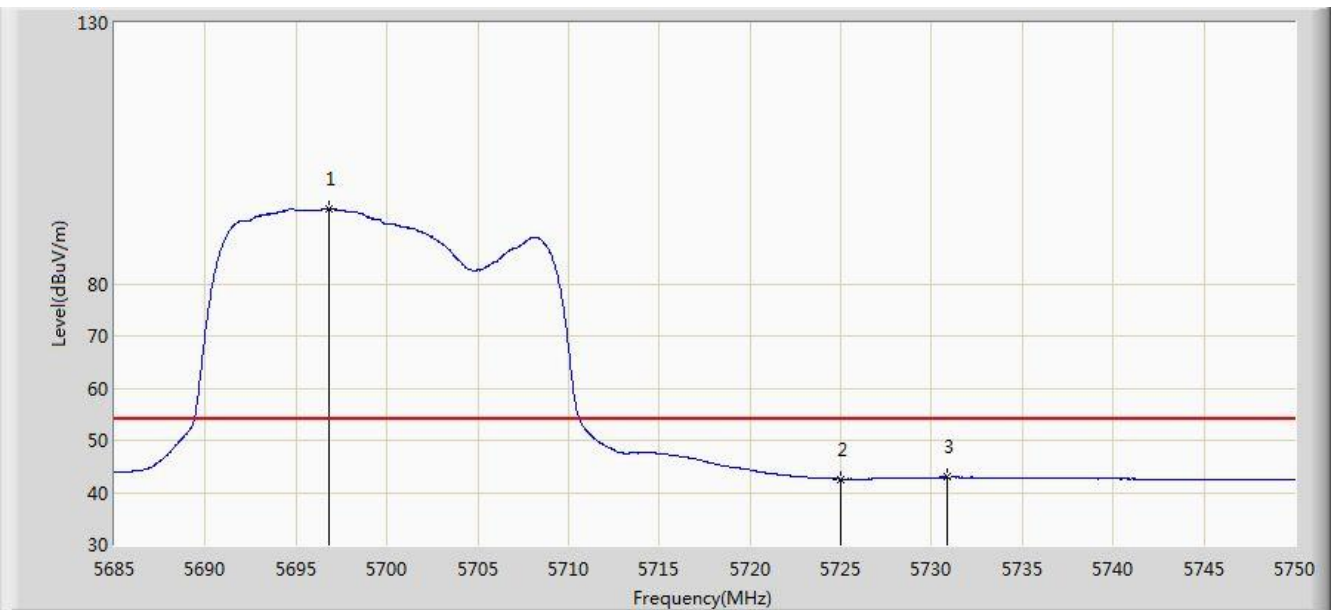


No	Flag	Mark	Frequency (MHz)	Measure Level (dBuV/m)	Reading Level (dBuV)	Over Limit (dB)	Limit (dBuV/m)	Factor (dB)	Type
1		*	5695.627	106.938	102.083	N/A	N/A	4.855	PK
2			5725.000	56.099	51.070	-17.901	74.000	5.029	PK
3			5735.277	58.321	53.226	-15.679	74.000	5.094	PK

Note: Measure Level (dB μ V/m) = Reading Level (dB μ V) + Factor (dB)

Factor (dB) = Cable Loss (dB) + Antenna Factor (dB) (dB/m) - Pre_Amplifier Gain (dB)

Site: AC1	Time: 2017/08/12 - 15:58
Limit: FCC_Part15.209_RE(3m)	Engineer: Kevin Ker
Probe: BBHA9120D_1GHz_18GHz	Polarity: Vertical
EUT: AC220 Wi-Fi AP OD directional antenna US	Power: DC 54V
Test Mode: Transmit by 802.11ac-VHT20 at Channel 5700MHz Ant 1 + 2 (CDD Mode)	

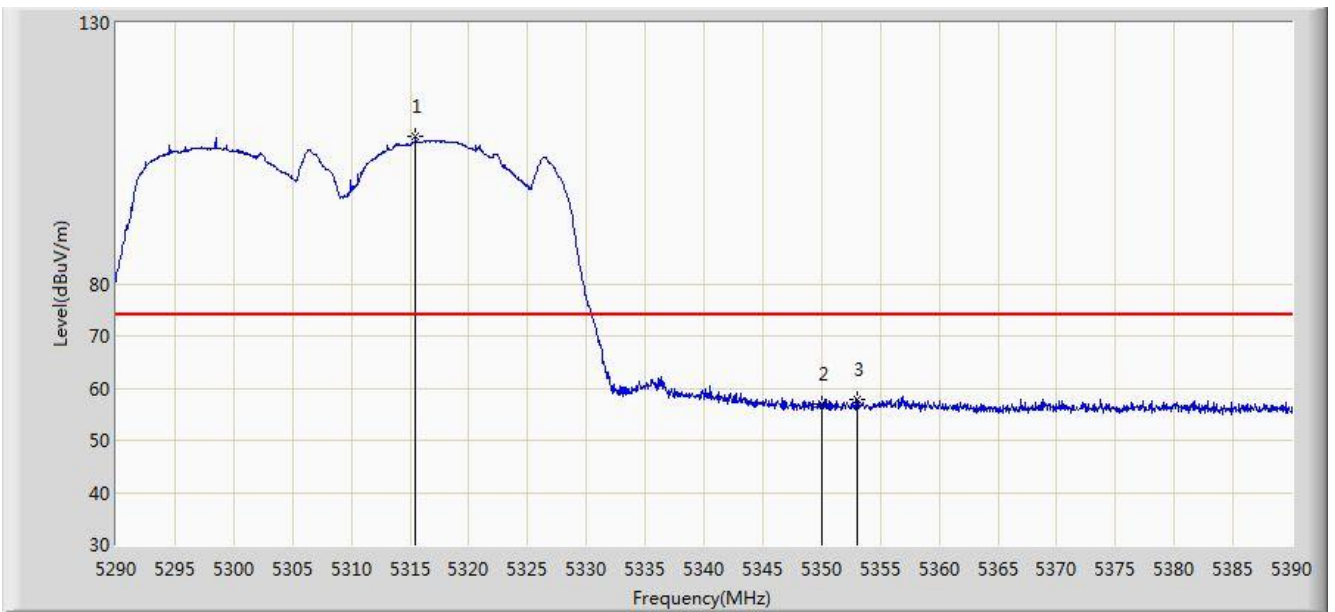


No	Flag	Mark	Frequency (MHz)	Measure Level (dBuV/m)	Reading Level (dBuV)	Over Limit (dB)	Limit (dBuV/m)	Factor (dB)	Type
1		*	5696.797	94.277	89.416	N/A	N/A	4.861	AV
2			5725.000	42.582	37.553	-11.418	54.000	5.029	AV
3			5730.857	42.903	37.837	-11.097	54.000	5.066	AV

Note: Measure Level (dB μ V/m) = Reading Level (dB μ V) + Factor (dB)

Factor (dB) = Cable Loss (dB) + Antenna Factor (dB) (dB/m) - Pre_Amplifier Gain (dB)

Site: AC1	Time: 2017/08/12 - 16:20
Limit: FCC_Part15.209_RE(3m)	Engineer: Kevin Ker
Probe: BBHA9120D_1GHz_18GHz	Polarity: Horizontal
EUT: AC220 Wi-Fi AP OD directional antenna US	Power: DC 54V
Test Mode: Transmit by 802.11ac-VHT40 at Channel 5310MHz Ant 1 + 2 (CDD Mode)	

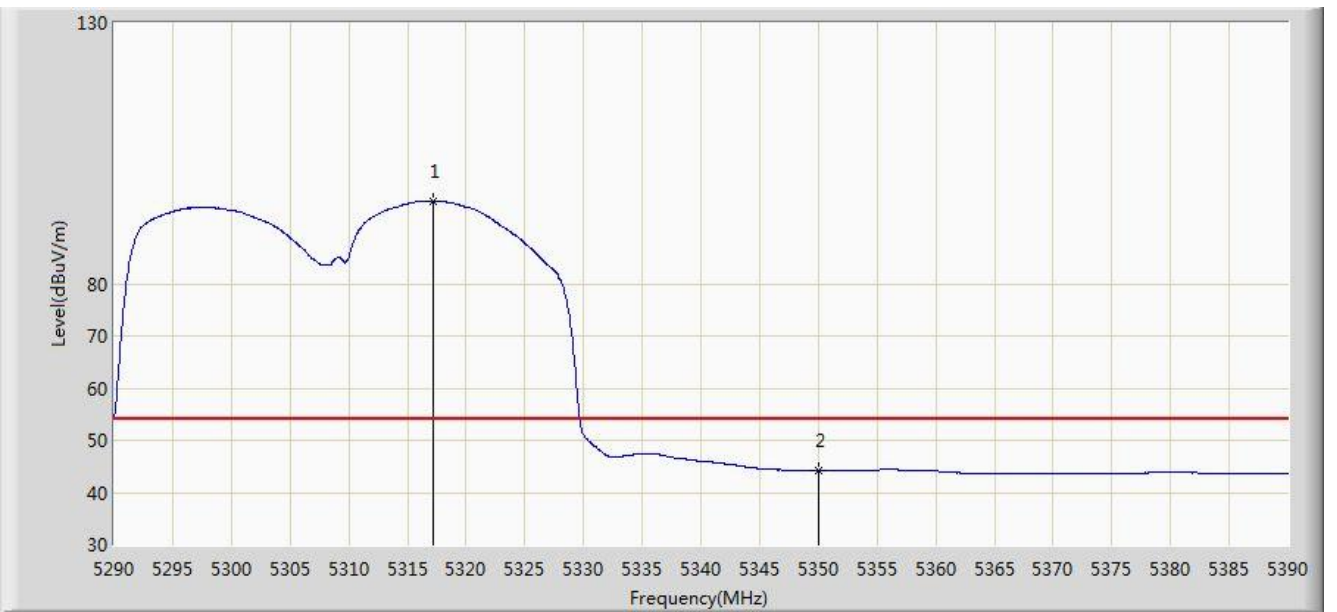


No	Flag	Mark	Frequency (MHz)	Measure Level (dBuV/m)	Reading Level (dBuV)	Over Limit (dB)	Limit (dBuV/m)	Factor (dB)	Type
1		*	5315.500	108.151	104.311	N/A	N/A	3.841	PK
2			5350.000	56.993	53.088	-17.007	74.000	3.904	PK
3			5353.000	57.951	54.041	-16.049	74.000	3.911	PK

Note: Measure Level (dB μ V/m) = Reading Level (dB μ V) + Factor (dB)

Factor (dB) = Cable Loss (dB) + Antenna Factor (dB) (dB/m) - Pre_Amplifier Gain (dB)

Site: AC1	Time: 2017/08/12 - 16:21
Limit: FCC_Part15.209_RE(3m)	Engineer: Kevin Ker
Probe: BBHA9120D_1GHz_18GHz	Polarity: Horizontal
EUT: AC220 Wi-Fi AP OD directional antenna US	Power: DC 54V
Test Mode: Transmit by 802.11ac-VHT40 at Channel 5310MHz Ant 1 + 2 (CDD Mode)	

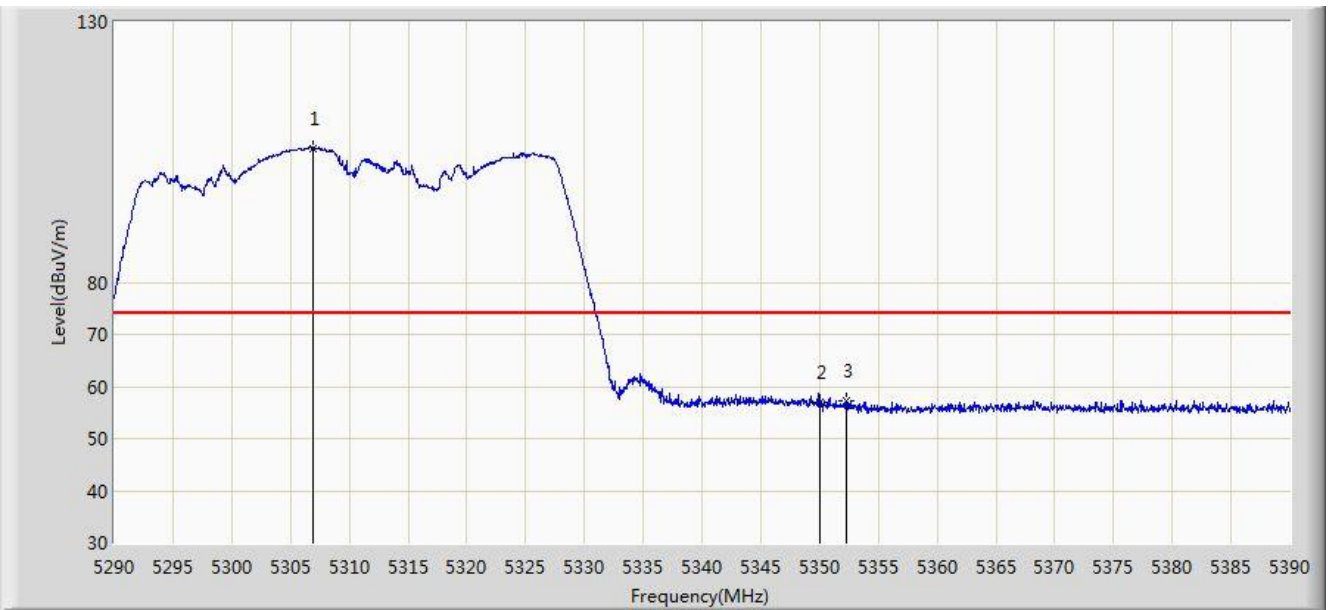


No	Flag	Mark	Frequency (MHz)	Measure Level (dBuV/m)	Reading Level (dBuV)	Over Limit (dB)	Limit (dBuV/m)	Factor (dB)	Type
1		*	5317.150	95.865	92.022	N/A	N/A	3.843	AV
2			5350.000	44.140	40.235	-9.860	54.000	3.904	AV

Note: Measure Level (dBuV/m) = Reading Level (dBuV) + Factor (dB)

Factor (dB) = Cable Loss (dB) + Antenna Factor (dB) (dB/m) - Pre_Amplifier Gain (dB)

Site: AC1	Time: 2017/08/12 - 16:21
Limit: FCC_Part15.209_RE(3m)	Engineer: Kevin Ker
Probe: BBHA9120D_1GHz_18GHz	Polarity: Vertical
EUT: AC220 Wi-Fi AP OD directional antenna US	Power: DC 54V
Test Mode: Transmit by 802.11ac-VHT40 at Channel 5310MHz Ant 1 + 2 (CDD Mode)	

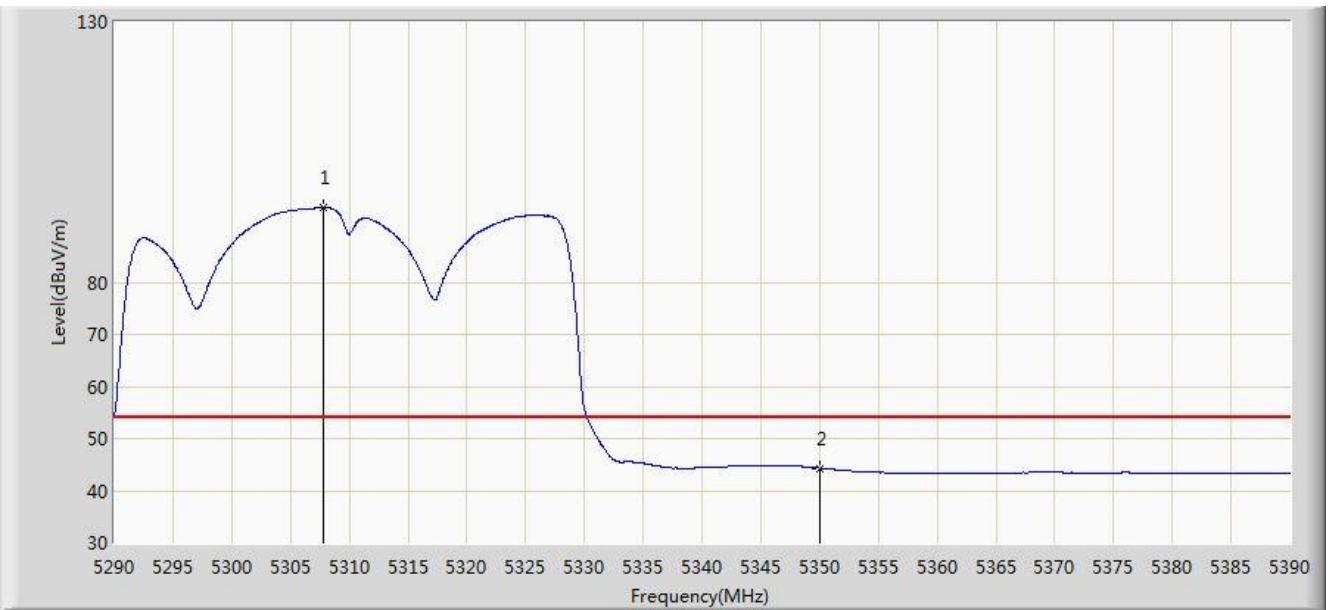


No	Flag	Mark	Frequency (MHz)	Measure Level (dBuV/m)	Reading Level (dBuV)	Over Limit (dB)	Limit (dBuV/m)	Factor (dB)	Type
1		*	5306.900	105.773	101.949	N/A	N/A	3.823	PK
2			5350.000	57.052	53.147	-16.948	74.000	3.904	PK
3			5352.300	57.202	53.293	-16.798	74.000	3.909	PK

Note: Measure Level (dB μ V/m) = Reading Level (dB μ V) + Factor (dB)

Factor (dB) = Cable Loss (dB) + Antenna Factor (dB) (dB/m) - Pre_Amplifier Gain (dB)

Site: AC1	Time: 2017/08/12 - 16:23
Limit: FCC_Part15.209_RE(3m)	Engineer: Kevin Ker
Probe: BBHA9120D_1GHz_18GHz	Polarity: Vertical
EUT: AC220 Wi-Fi AP OD directional antenna US	Power: DC 54V
Test Mode: Transmit by 802.11ac-VHT40 at Channel 5310MHz Ant 1 + 2 (CDD Mode)	

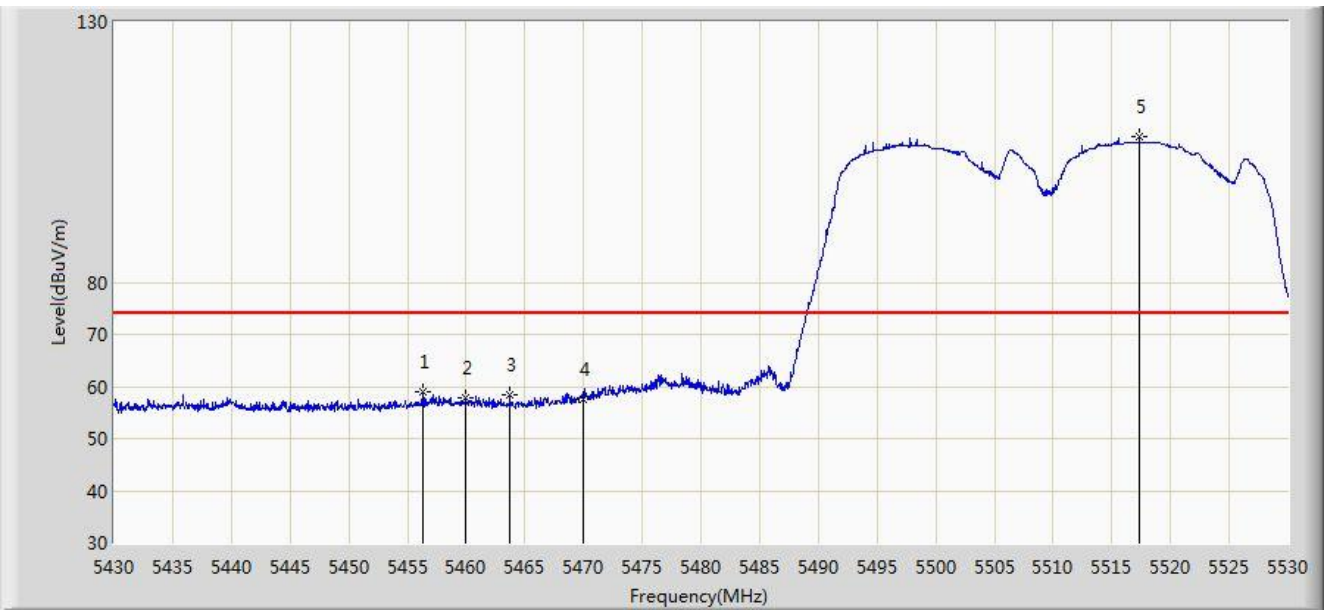


No	Flag	Mark	Frequency (MHz)	Measure Level (dBuV/m)	Reading Level (dBuV)	Over Limit (dB)	Limit (dBuV/m)	Factor (dB)	Type
1		*	5307.850	94.393	90.567	N/A	N/A	3.826	AV
2			5350.000	44.331	40.426	-9.669	54.000	3.904	AV

Note: Measure Level (dBuV/m) = Reading Level (dBuV) + Factor (dB)

Factor (dB) = Cable Loss (dB) + Antenna Factor (dB) (dB/m) - Pre_Amplifier Gain (dB)

Site: AC1	Time: 2017/08/12 - 16:24
Limit: FCC_Part15.209_RE(3m)	Engineer: Kevin Ker
Probe: BBHA9120D_1GHz_18GHz	Polarity: Horizontal
EUT: AC220 Wi-Fi AP OD directional antenna US	Power: DC 54V
Test Mode: Transmit by 802.11ac-VHT40 at Channel 5510MHz Ant 1 + 2 (CDD Mode)	

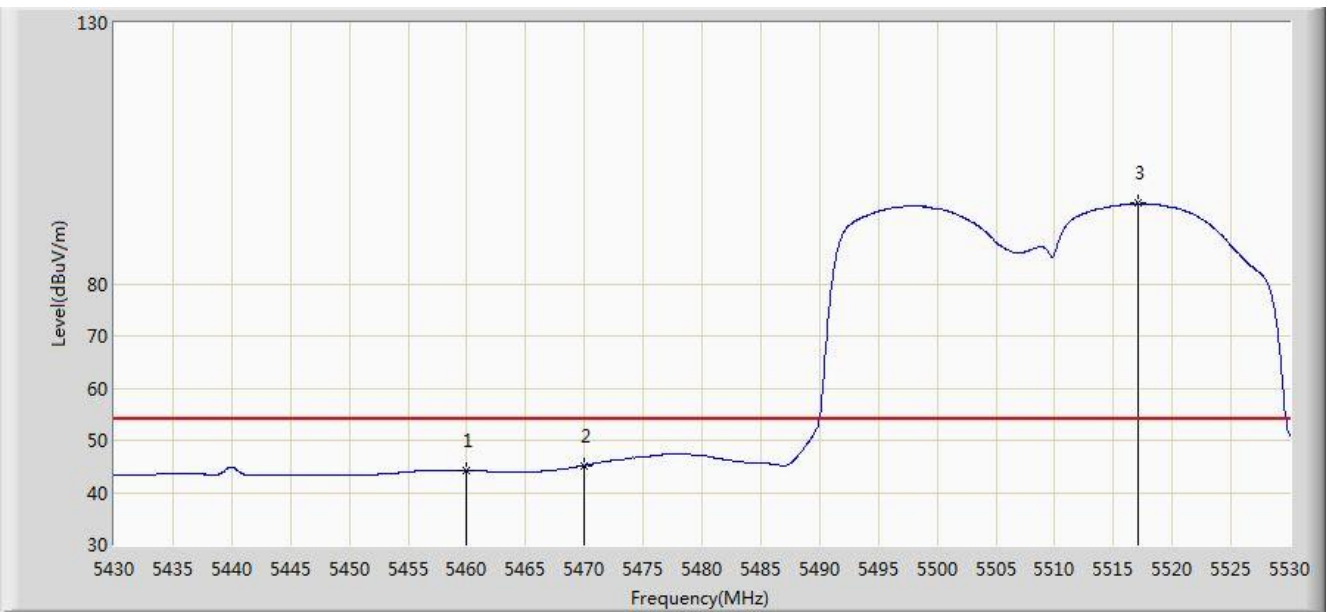


No	Flag	Mark	Frequency (MHz)	Measure Level (dBuV/m)	Reading Level (dBuV)	Over Limit (dB)	Limit (dBuV/m)	Factor (dB)	Type
1			5456.350	59.000	54.827	-15.000	74.000	4.172	PK
2			5460.000	57.755	53.575	-16.245	74.000	4.180	PK
3			5463.700	58.502	54.314	-15.498	74.000	4.188	PK
4			5470.000	57.672	53.470	-16.328	74.000	4.202	PK
5		*	5517.350	107.922	103.599	N/A	N/A	4.323	PK

Note: Measure Level (dB μ V/m) = Reading Level (dB μ V) + Factor (dB)

Factor (dB) = Cable Loss (dB) + Antenna Factor (dB) (dB/m) - Pre_Amplifier Gain (dB)

Site: AC1	Time: 2017/08/12 - 16:26
Limit: FCC_Part15.209_RE(3m)	Engineer: Kevin Ker
Probe: BBHA9120D_1GHz_18GHz	Polarity: Horizontal
EUT: AC220 Wi-Fi AP OD directional antenna US	Power: DC 54V
Test Mode: Transmit by 802.11ac-VHT40 at Channel 5510MHz Ant 1 + 2 (CDD Mode)	

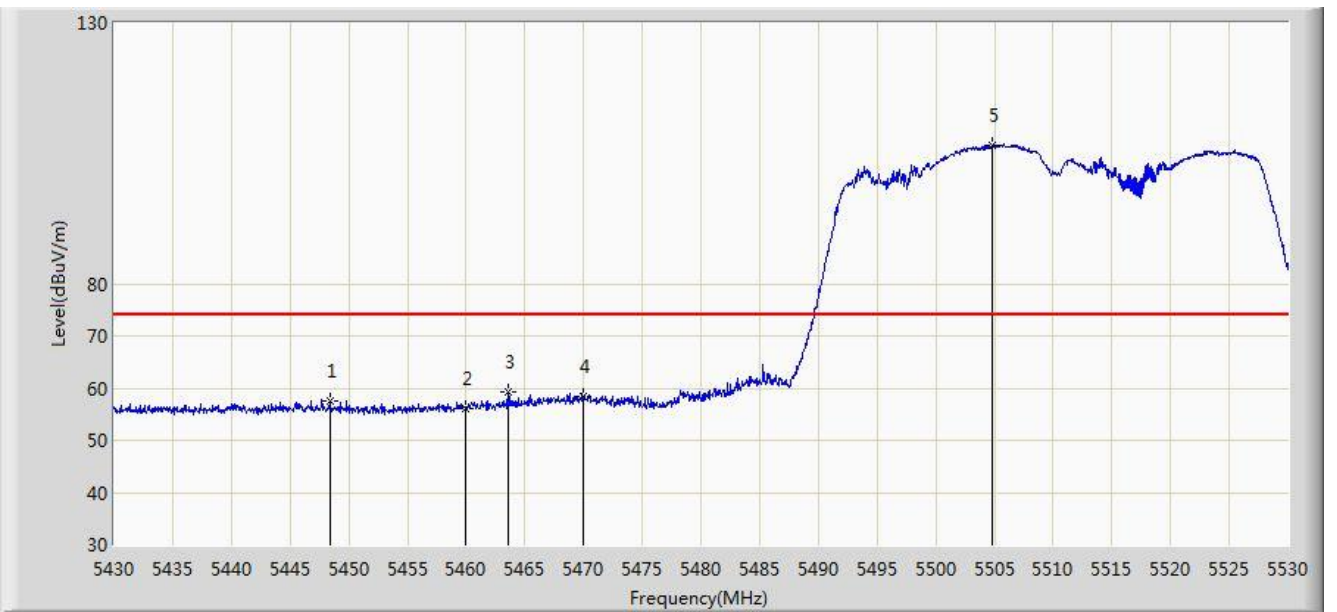


No	Flag	Mark	Frequency (MHz)	Measure Level (dBuV/m)	Reading Level (dBuV)	Over Limit (dB)	Limit (dBuV/m)	Factor (dB)	Type
1			5460.000	44.231	40.051	-9.769	54.000	4.180	AV
2			5470.000	45.205	41.003	-8.795	54.000	4.202	AV
3		*	5517.050	95.402	91.080	N/A	N/A	4.322	AV

Note: Measure Level (dB μ V/m) = Reading Level (dB μ V) + Factor (dB)

Factor (dB) = Cable Loss (dB) + Antenna Factor (dB) (dB/m) - Pre_Amplifier Gain (dB)

Site: AC1	Time: 2017/08/12 - 16:27
Limit: FCC_Part15.209_RE(3m)	Engineer: Kevin Ker
Probe: BBHA9120D_1GHz_18GHz	Polarity: Vertical
EUT: AC220 Wi-Fi AP OD directional antenna US	Power: DC 54V
Test Mode: Transmit by 802.11ac-VHT40 at Channel 5510MHz Ant 1 + 2 (CDD Mode)	

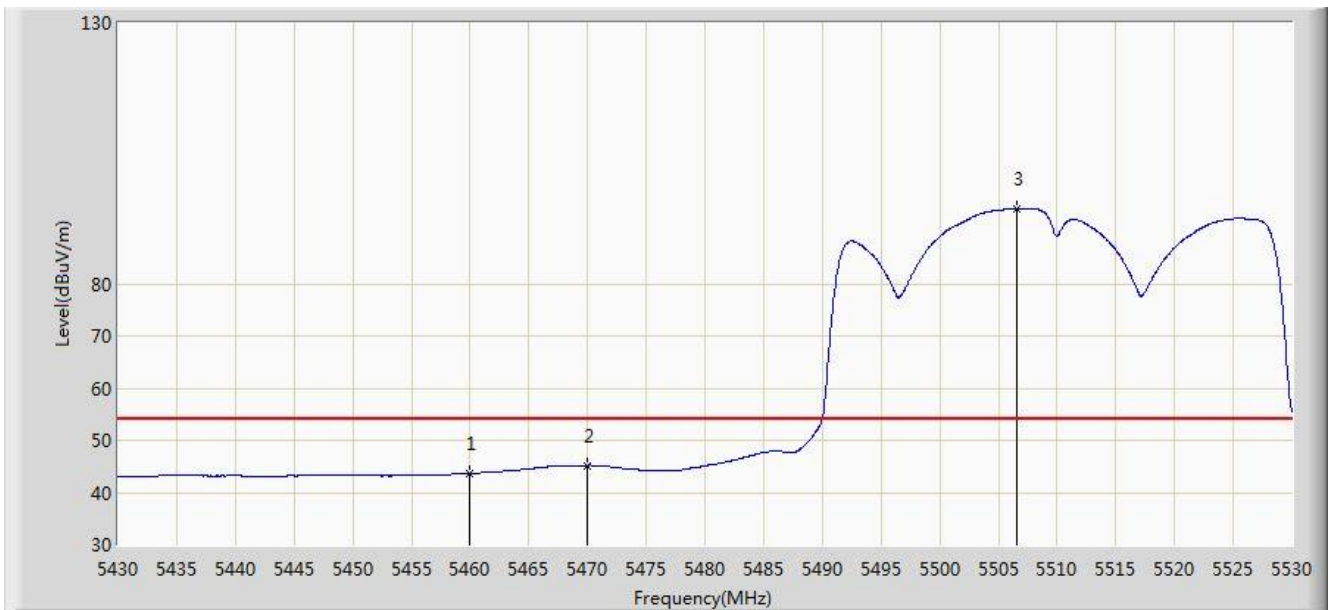


No	Flag	Mark	Frequency (MHz)	Measure Level (dBuV/m)	Reading Level (dBuV)	Over Limit (dB)	Limit (dBuV/m)	Factor (dB)	Type
1			5448.400	57.530	53.380	-16.470	74.000	4.149	PK
2			5460.000	56.039	51.859	-17.961	74.000	4.180	PK
3			5463.600	59.370	55.182	-14.630	74.000	4.188	PK
4			5470.000	58.416	54.214	-15.584	74.000	4.202	PK
5		*	5504.750	106.573	102.287	N/A	N/A	4.286	PK

Note: Measure Level (dB μ V/m) = Reading Level (dB μ V) + Factor (dB)

Factor (dB) = Cable Loss (dB) + Antenna Factor (dB) (dB/m) - Pre_Amplifier Gain (dB)

Site: AC1	Time: 2017/08/12 - 16:29
Limit: FCC_Part15.209_RE(3m)	Engineer: Kevin Ker
Probe: BBHA9120D_1GHz_18GHz	Polarity: Vertical
EUT: AC220 Wi-Fi AP OD directional antenna US	Power: DC 54V
Test Mode: Transmit by 802.11ac-VHT40 at Channel 5510MHz Ant 1 + 2 (CDD Mode)	

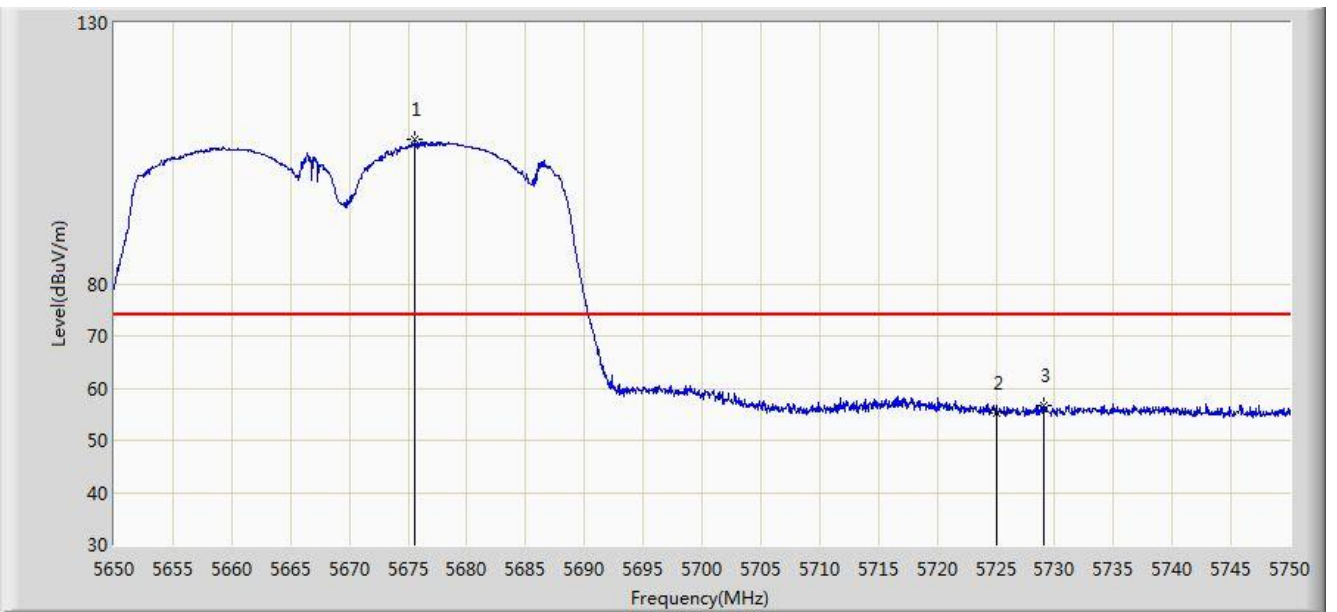


No	Flag	Mark	Frequency (MHz)	Measure Level (dBuV/m)	Reading Level (dBuV)	Over Limit (dB)	Limit (dBuV/m)	Factor (dB)	Type
1			5460.000	43.615	39.435	-10.385	54.000	4.180	AV
2			5470.000	45.181	40.979	-8.819	54.000	4.202	AV
3		*	5506.600	94.361	90.070	N/A	N/A	4.292	AV

Note: Measure Level (dB μ V/m) = Reading Level (dB μ V) + Factor (dB)

Factor (dB) = Cable Loss (dB) + Antenna Factor (dB) (dB/m) - Pre_Amplifier Gain (dB)

Site: AC1	Time: 2017/08/12 - 16:30
Limit: FCC_Part15.209_RE(3m)	Engineer: Kevin Ker
Probe: BBHA9120D_1GHz_18GHz	Polarity: Horizontal
EUT: AC220 Wi-Fi AP OD directional antenna US	Power: DC 54V
Test Mode: Transmit by 802.11ac-VHT40 at Channel 5670MHz Ant 1 + 2 (CDD Mode)	

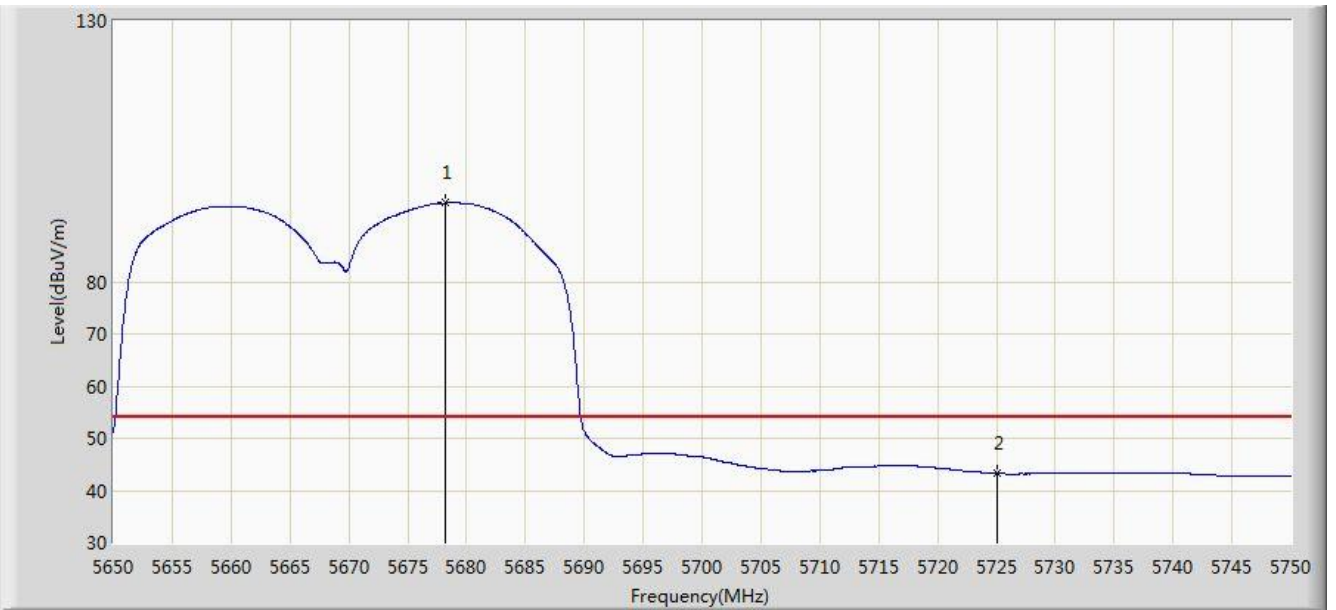


No	Flag	Mark	Frequency (MHz)	Measure Level (dBuV/m)	Reading Level (dBuV)	Over Limit (dB)	Limit (dBuV/m)	Factor (dB)	Type
1		*	5675.600	107.621	102.851	N/A	N/A	4.770	PK
2			5725.000	55.204	50.175	-18.796	74.000	5.029	PK
3			5729.050	56.768	51.713	-17.232	74.000	5.054	PK

Note: Measure Level (dB μ V/m) = Reading Level (dB μ V) + Factor (dB)

Factor (dB) = Cable Loss (dB) + Antenna Factor (dB) (dB/m) - Pre_Amplifier Gain (dB)

Site: AC1	Time: 2017/08/12 - 16:32
Limit: FCC_Part15.209_RE(3m)	Engineer: Kevin Ker
Probe: BBHA9120D_1GHz_18GHz	Polarity: Horizontal
EUT: AC220 Wi-Fi AP OD directional antenna US	Power: DC 54V
Test Mode: Transmit by 802.11ac-VHT40 at Channel 5670MHz Ant 1 + 2 (CDD Mode)	

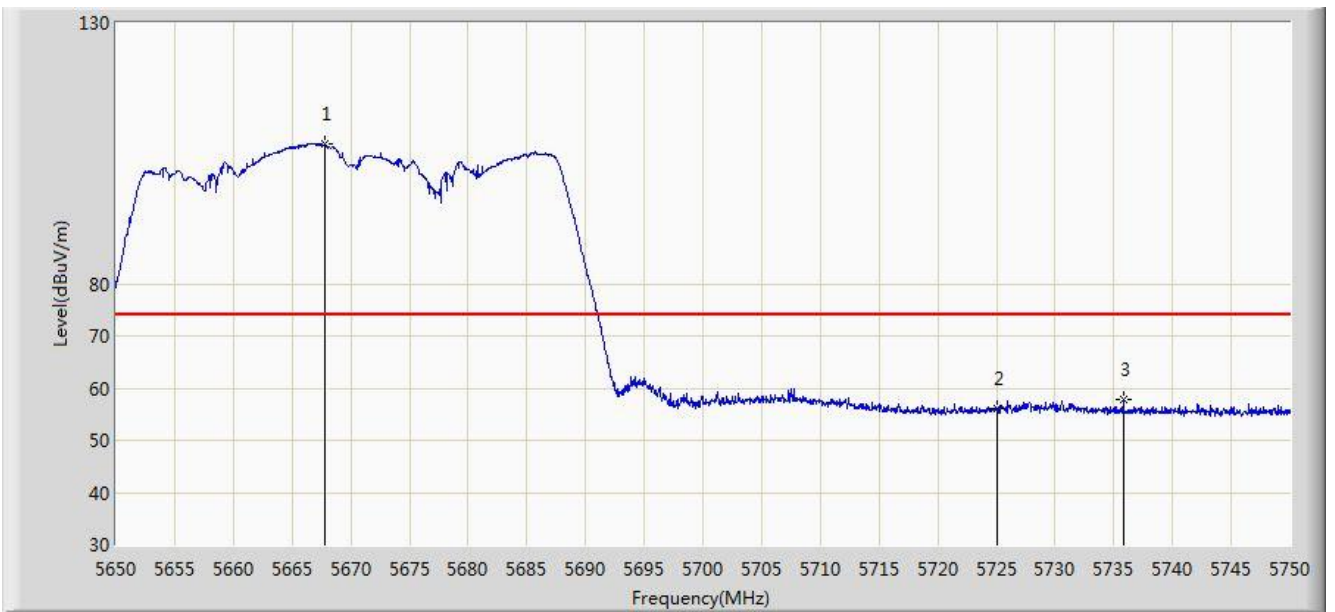


No	Flag	Mark	Frequency (MHz)	Measure Level (dBuV/m)	Reading Level (dBuV)	Over Limit (dB)	Limit (dBuV/m)	Factor (dB)	Type
1		*	5678.250	95.093	90.313	N/A	N/A	4.780	AV
2			5725.000	43.253	38.224	-10.747	54.000	5.029	AV

Note: Measure Level (dBuV/m) = Reading Level (dBuV) + Factor (dB)

Factor (dB) = Cable Loss (dB) + Antenna Factor (dB) (dB/m) - Pre_Amplifier Gain (dB)

Site: AC1	Time: 2017/08/12 - 16:34
Limit: FCC_Part15.209_RE(3m)	Engineer: Kevin Ker
Probe: BBHA9120D_1GHz_18GHz	Polarity: Vertical
EUT: AC220 Wi-Fi AP OD directional antenna US	Power: DC 54V
Test Mode: Transmit by 802.11ac-VHT40 at Channel 5670MHz Ant 1 + 2 (CDD Mode)	

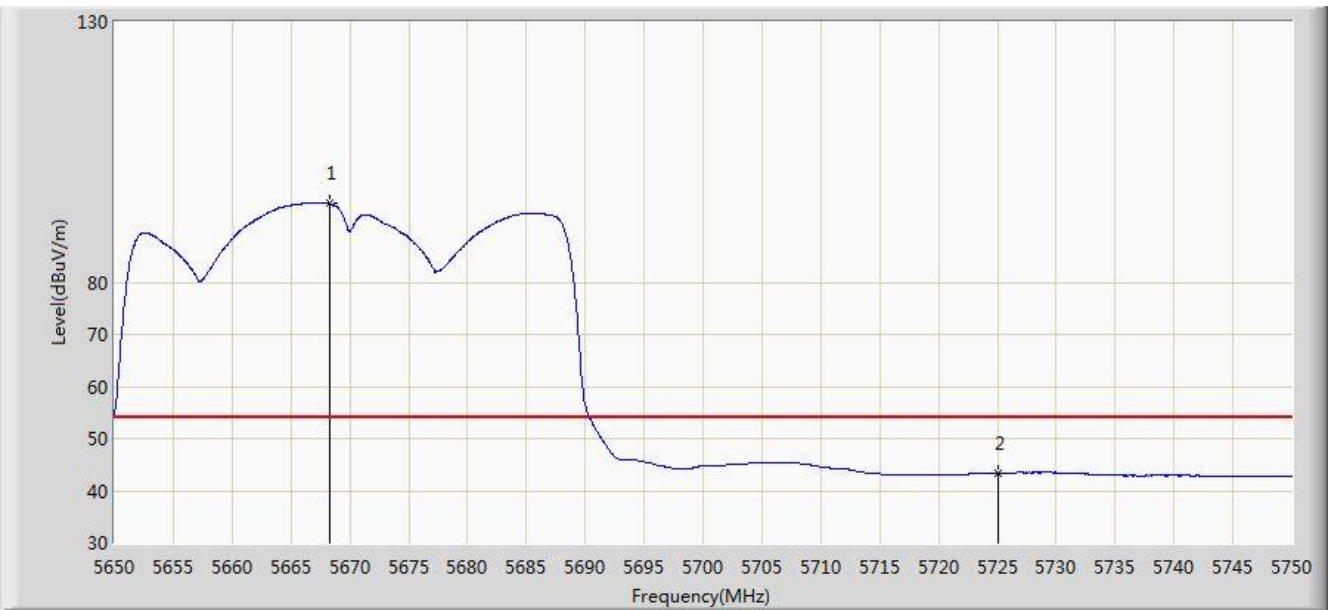


No	Flag	Mark	Frequency (MHz)	Measure Level (dBuV/m)	Reading Level (dBuV)	Over Limit (dB)	Limit (dBuV/m)	Factor (dB)	Type
1		*	5667.800	106.804	102.066	N/A	N/A	4.738	PK
2			5725.000	56.133	51.104	-17.867	74.000	5.029	PK
3			5735.800	57.727	52.629	-16.273	74.000	5.098	PK

Note: Measure Level (dBμV/m) = Reading Level (dBμV) + Factor (dB)

Factor (dB) = Cable Loss (dB) + Antenna Factor (dB) (dB/m) - Pre_Amplifier Gain (dB)

Site: AC1	Time: 2017/08/12 - 16:37
Limit: FCC_Part15.209_RE(3m)	Engineer: Kevin Ker
Probe: BBHA9120D_1GHz_18GHz	Polarity: Vertical
EUT: AC220 Wi-Fi AP OD directional antenna US	Power: DC 54V
Test Mode: Transmit by 802.11ac-VHT40 at Channel 5670MHz Ant 1 + 2 (CDD Mode)	

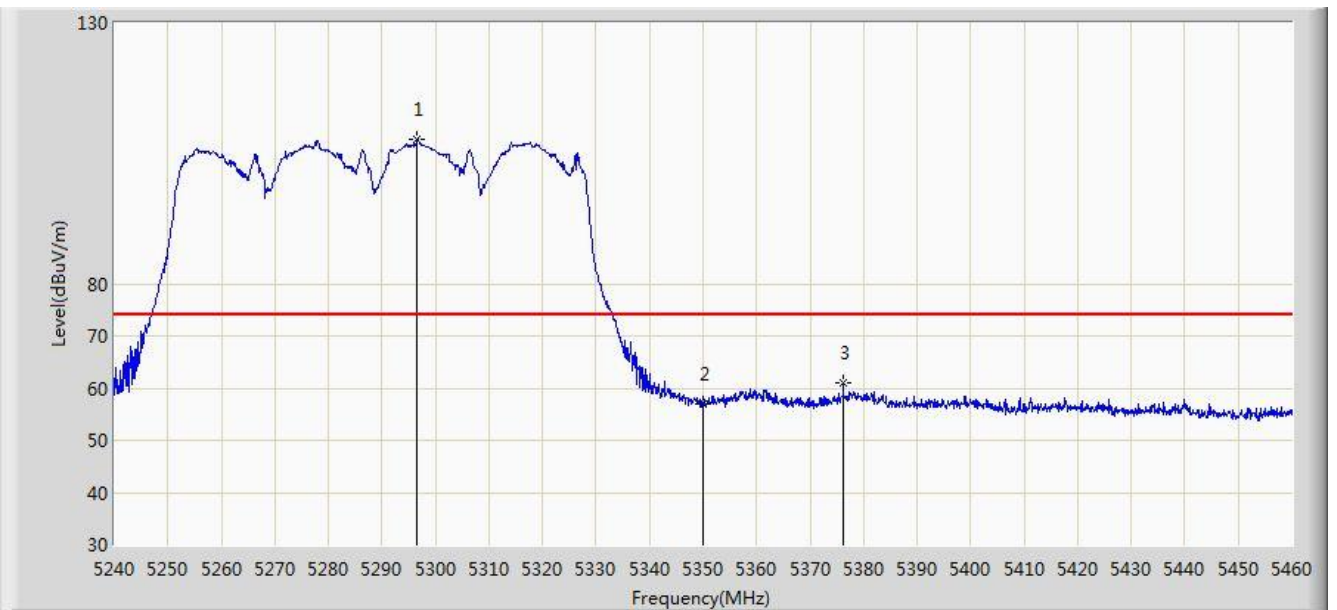


No	Flag	Mark	Frequency (MHz)	Measure Level (dBuV/m)	Reading Level (dBuV)	Over Limit (dB)	Limit (dBuV/m)	Factor (dB)	Type
1		*	5668.300	95.193	90.453	N/A	N/A	4.740	AV
2			5725.000	43.413	38.384	-10.587	54.000	5.029	AV

Note: Measure Level (dB μ V/m) = Reading Level (dB μ V) + Factor (dB)

Factor (dB) = Cable Loss (dB) + Antenna Factor (dB) (dB/m) - Pre_Amplifier Gain (dB)

Site: AC1	Time: 2017/08/12 - 17:03
Limit: FCC_Part15.209_RE(3m)	Engineer: Kevin Ker
Probe: BBHA9120D_1GHz_18GHz	Polarity: Horizontal
EUT: AC220 Wi-Fi AP OD directional antenna US	Power: DC 54V
Test Mode: Transmit by 802.11ac-VHT80 at Channel 5290MHz Ant 1 + 2 (CDD Mode)	

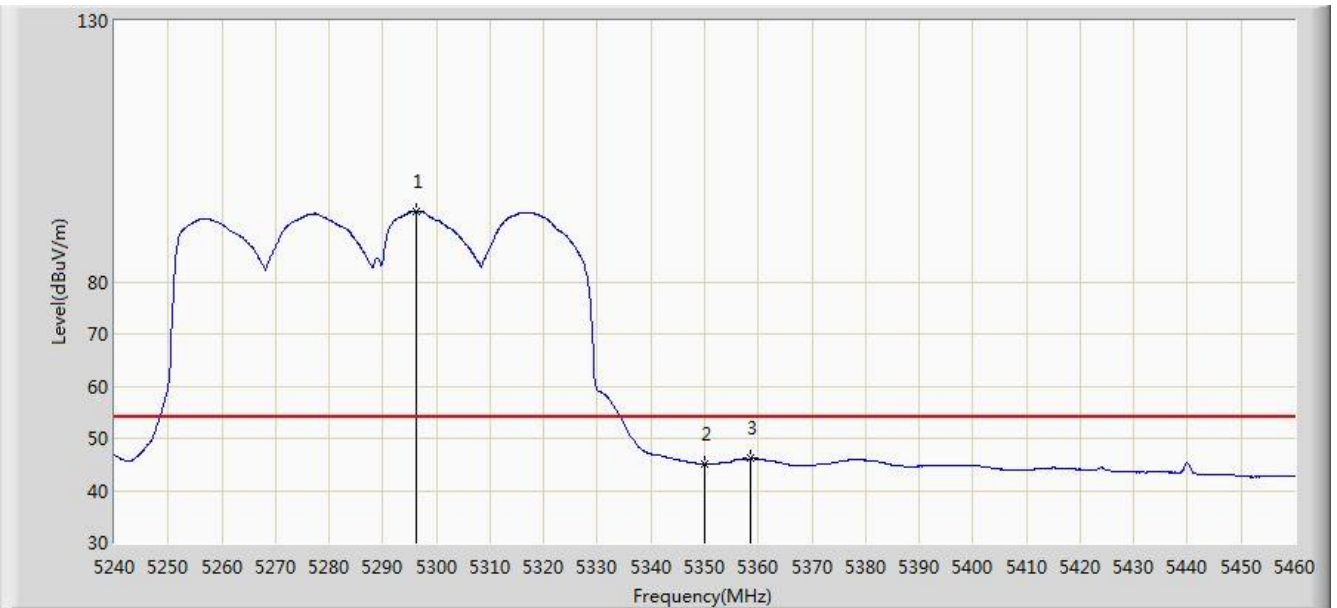


No	Flag	Mark	Frequency (MHz)	Measure Level (dBuV/m)	Reading Level (dBuV)	Over Limit (dB)	Limit (dBuV/m)	Factor (dB)	Type
1		*	5296.650	107.544	103.728	N/A	N/A	3.815	PK
2			5350.000	56.902	52.997	-17.098	74.000	3.904	PK
3			5376.180	60.921	56.969	-13.079	74.000	3.952	PK

Note: Measure Level (dB μ V/m) = Reading Level (dB μ V) + Factor (dB)

Factor (dB) = Cable Loss (dB) + Antenna Factor (dB) (dB/m) - Pre_Amplifier Gain (dB)

Site: AC1	Time: 2017/08/12 - 17:04
Limit: FCC_Part15.209_RE(3m)	Engineer: Kevin Ker
Probe: BBHA9120D_1GHz_18GHz	Polarity: Horizontal
EUT: AC220 Wi-Fi AP OD directional antenna US	Power: DC 54V
Test Mode: Transmit by 802.11ac-VHT80 at Channel 5290MHz Ant 1 + 2 (CDD Mode)	

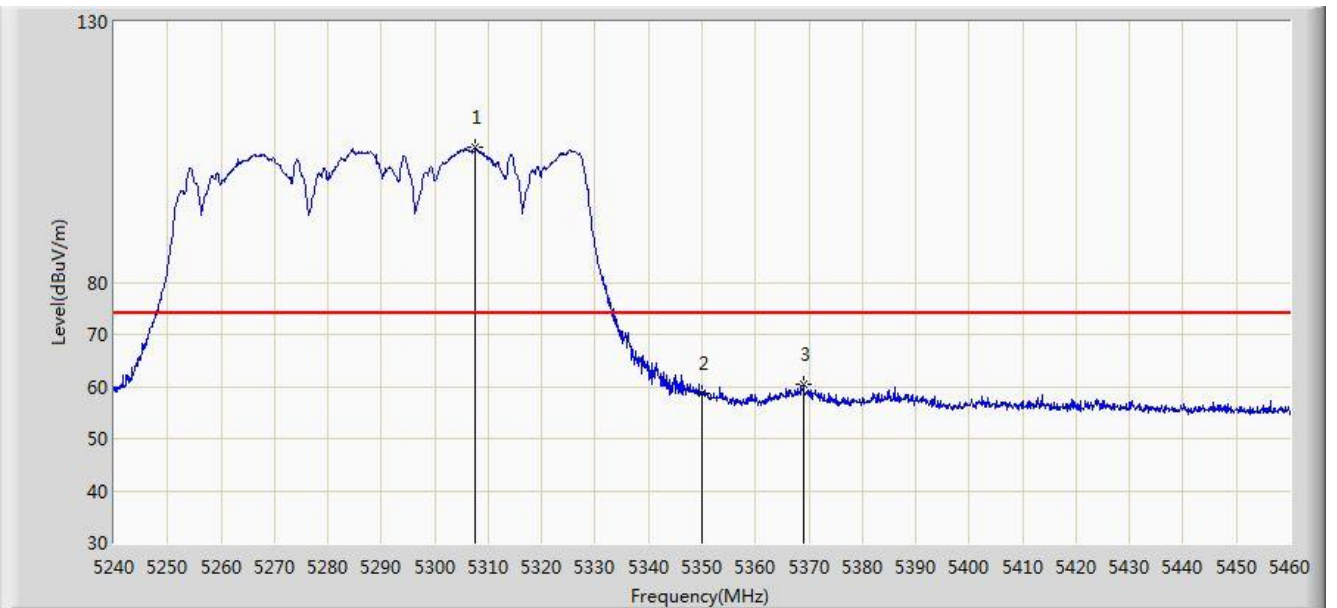


No	Flag	Mark	Frequency (MHz)	Measure Level (dBuV/m)	Reading Level (dBuV)	Over Limit (dB)	Limit (dBuV/m)	Factor (dB)	Type
1		*	5296.320	93.574	89.758	N/A	N/A	3.816	AV
2			5350.000	45.078	41.173	-8.922	54.000	3.904	AV
3			5358.580	46.098	42.178	-7.902	54.000	3.920	AV

Note: Measure Level (dB μ V/m) = Reading Level (dB μ V) + Factor (dB)

Factor (dB) = Cable Loss (dB) + Antenna Factor (dB) (dB/m) - Pre_Amplifier Gain (dB)

Site: AC1	Time: 2017/08/12 - 17:05
Limit: FCC_Part15.209_RE(3m)	Engineer: Kevin Ker
Probe: BBHA9120D_1GHz_18GHz	Polarity: Vertical
EUT: AC220 Wi-Fi AP OD directional antenna US	Power: DC 54V
Test Mode: Transmit by 802.11ac-VHT80 at Channel 5290MHz Ant 1 + 2 (CDD Mode)	

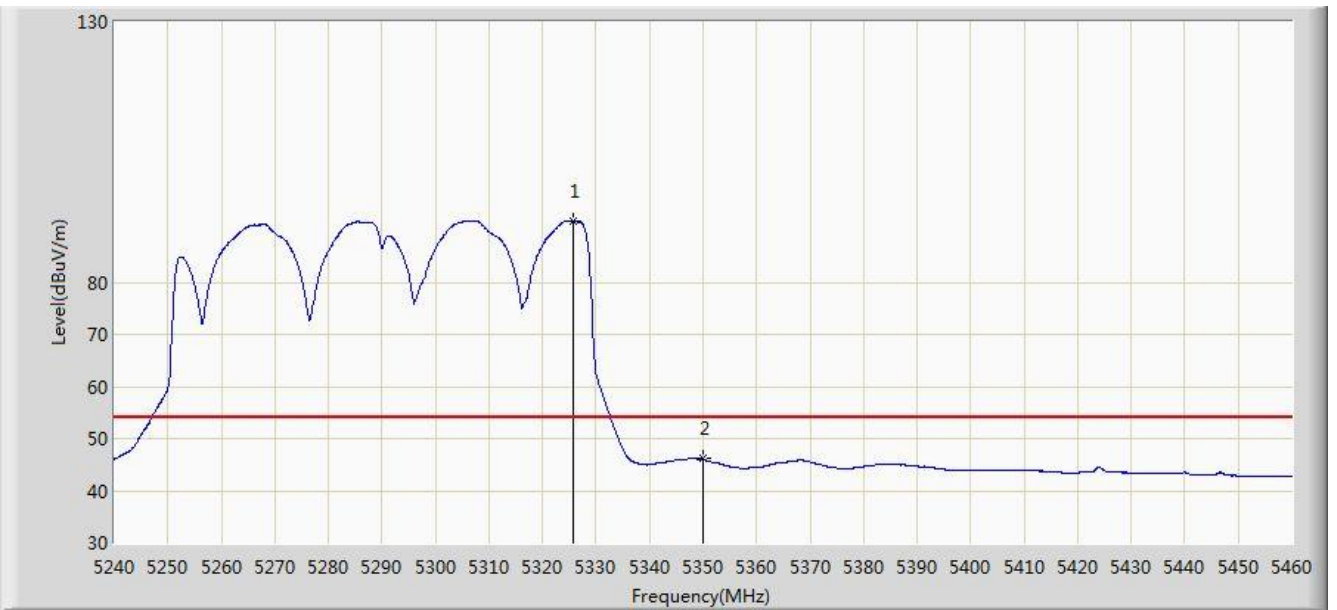


No	Flag	Mark	Frequency (MHz)	Measure Level (dBuV/m)	Reading Level (dBuV)	Over Limit (dB)	Limit (dBuV/m)	Factor (dB)	Type
1		*	5307.650	105.962	102.136	N/A	N/A	3.826	PK
2			5350.000	58.814	54.909	-15.186	74.000	3.904	PK
3			5369.030	60.366	56.427	-13.634	74.000	3.939	PK

Note: Measure Level (dB μ V/m) = Reading Level (dB μ V) + Factor (dB)

Factor (dB) = Cable Loss (dB) + Antenna Factor (dB) (dB/m) - Pre_Amplifier Gain (dB)

Site: AC1	Time: 2017/08/12 - 17:06
Limit: FCC_Part15.209_RE(3m)	Engineer: Kevin Ker
Probe: BBHA9120D_1GHz_18GHz	Polarity: Vertical
EUT: AC220 Wi-Fi AP OD directional antenna US	Power: DC 54V
Test Mode: Transmit by 802.11ac-VHT80 at Channel 5290MHz Ant 1 + 2 (CDD Mode)	

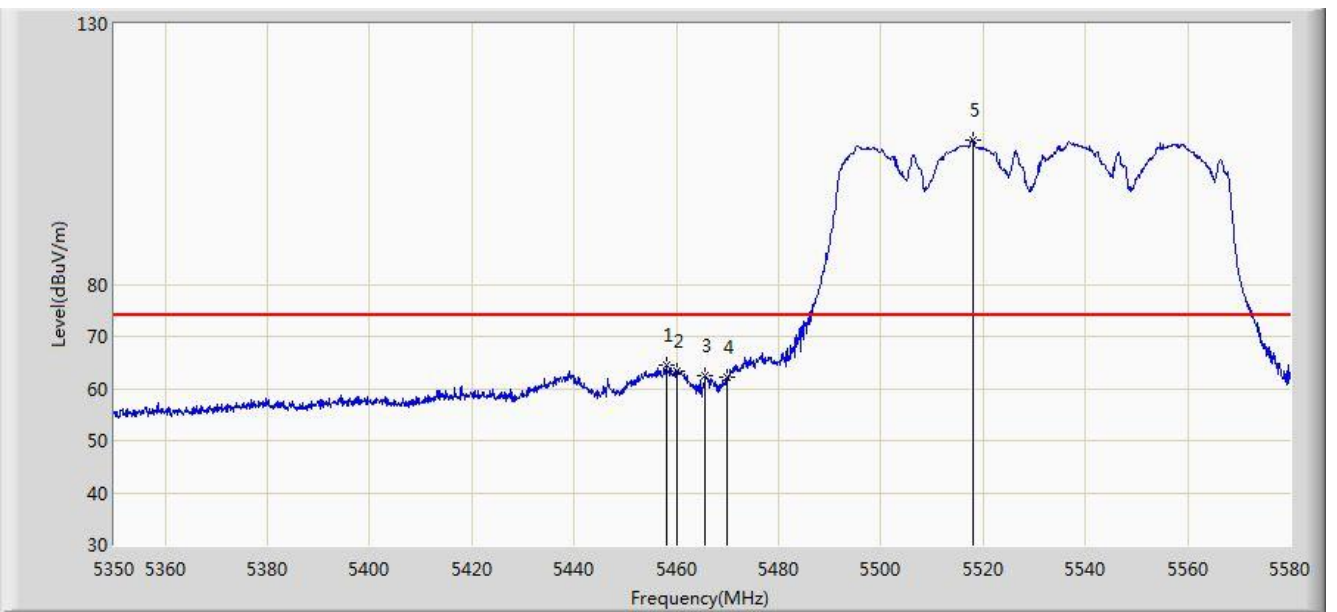


No	Flag	Mark	Frequency (MHz)	Measure Level (dBuV/m)	Reading Level (dBuV)	Over Limit (dB)	Limit (dBuV/m)	Factor (dB)	Type
1		*	5325.800	91.766	87.906	N/A	N/A	3.859	AV
2			5350.000	46.102	42.197	-7.898	54.000	3.904	AV

Note: Measure Level (dBuV/m) = Reading Level (dBuV) + Factor (dB)

Factor (dB) = Cable Loss (dB) + Antenna Factor (dB) (dB/m) - Pre_Amplifier Gain (dB)

Site: AC1	Time: 2017/08/12 - 17:08
Limit: FCC_Part15.209_RE(3m)	Engineer: Kevin Ker
Probe: BBHA9120D_1GHz_18GHz	Polarity: Horizontal
EUT: AC220 Wi-Fi AP OD directional antenna US	Power: DC 54V
Test Mode: Transmit by 802.11ac-VHT80 at Channel 5530MHz Ant 1 + 2 (CDD Mode)	

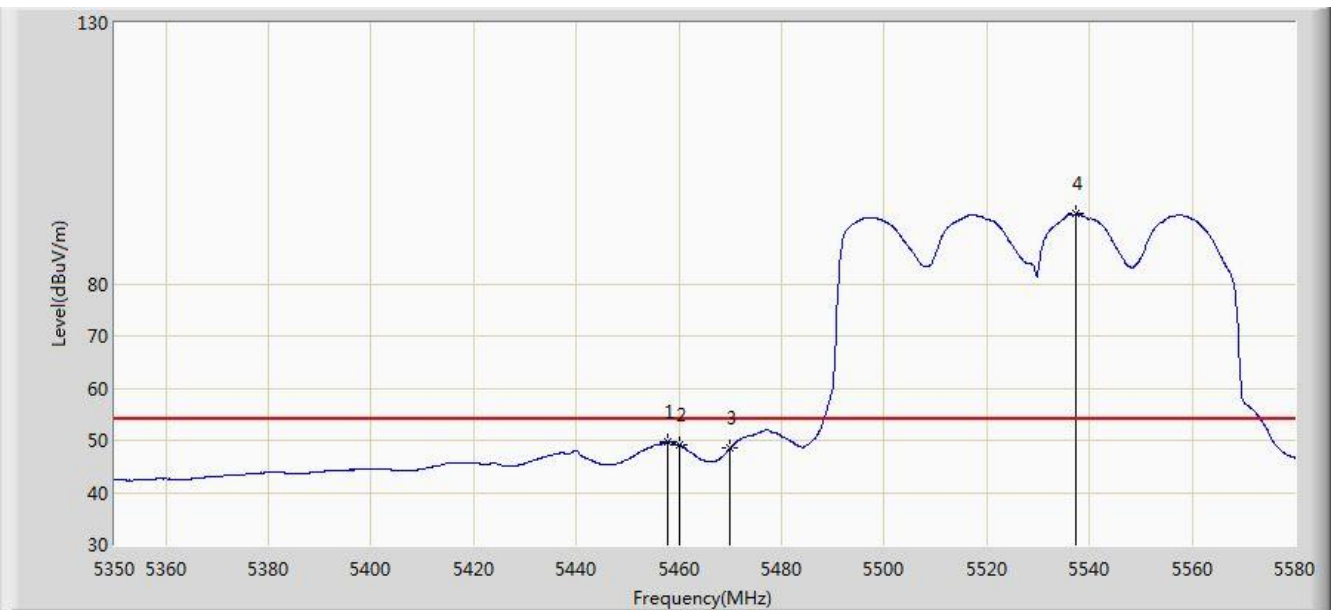


No	Flag	Mark	Frequency (MHz)	Measure Level (dBuV/m)	Reading Level (dBuV)	Over Limit (dB)	Limit (dBuV/m)	Factor (dB)	Type
1			5457.985	64.418	60.242	-9.582	74.000	4.176	PK
2			5460.000	63.406	59.226	-10.594	74.000	4.180	PK
3			5465.690	62.330	58.137	-11.670	74.000	4.193	PK
4			5470.000	62.044	57.842	-11.956	74.000	4.202	PK
5		*	5518.015	107.559	103.234	N/A	N/A	4.325	PK

Note: Measure Level (dBμV/m) = Reading Level (dBμV) + Factor (dB)

Factor (dB) = Cable Loss (dB) + Antenna Factor (dB) (dB/m) - Pre_Amplifier Gain (dB)

Site: AC1	Time: 2017/08/12 - 17:10
Limit: FCC_Part15.209_RE(3m)	Engineer: Kevin Ker
Probe: BBHA9120D_1GHz_18GHz	Polarity: Horizontal
EUT: AC220 Wi-Fi AP OD directional antenna US	Power: DC 54V
Test Mode: Transmit by 802.11ac-VHT80 at Channel 5530MHz Ant 1 + 2 (CDD Mode)	

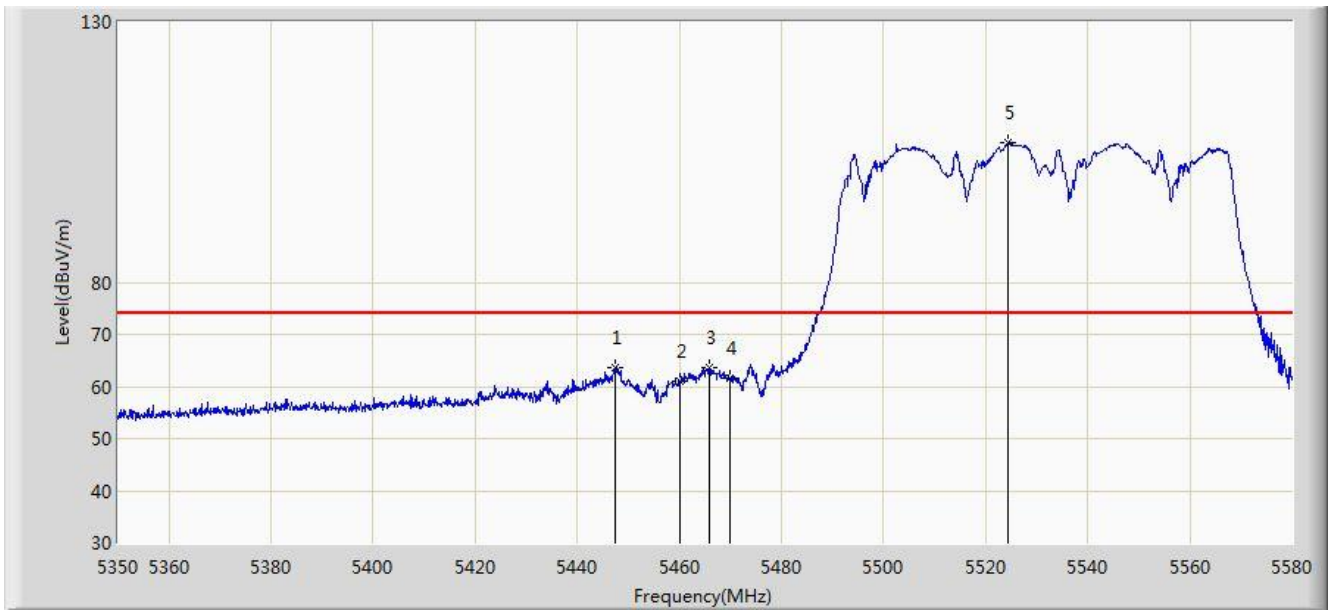


No	Flag	Mark	Frequency (MHz)	Measure Level (dBuV/m)	Reading Level (dBuV)	Over Limit (dB)	Limit (dBuV/m)	Factor (dB)	Type
1			5457.870	49.749	45.573	-4.251	54.000	4.176	AV
2			5460.000	49.105	44.925	-4.895	54.000	4.180	AV
3			5470.000	48.427	44.225	-5.573	54.000	4.202	AV
4		*	5537.335	93.369	88.985	N/A	N/A	4.383	AV

Note: Measure Level (dBuV/m) = Reading Level (dBuV) + Factor (dB)

Factor (dB) = Cable Loss (dB) + Antenna Factor (dB) (dB/m) - Pre_Amplifier Gain (dB)

Site: AC1	Time: 2017/08/12 - 17:11
Limit: FCC_Part15.209_RE(3m)	Engineer: Kevin Ker
Probe: BBHA9120D_1GHz_18GHz	Polarity: Vertical
EUT: AC220 Wi-Fi AP OD directional antenna US	Power: DC 54V
Test Mode: Transmit by 802.11ac-VHT80 at Channel 5530MHz Ant 1 + 2 (CDD Mode)	

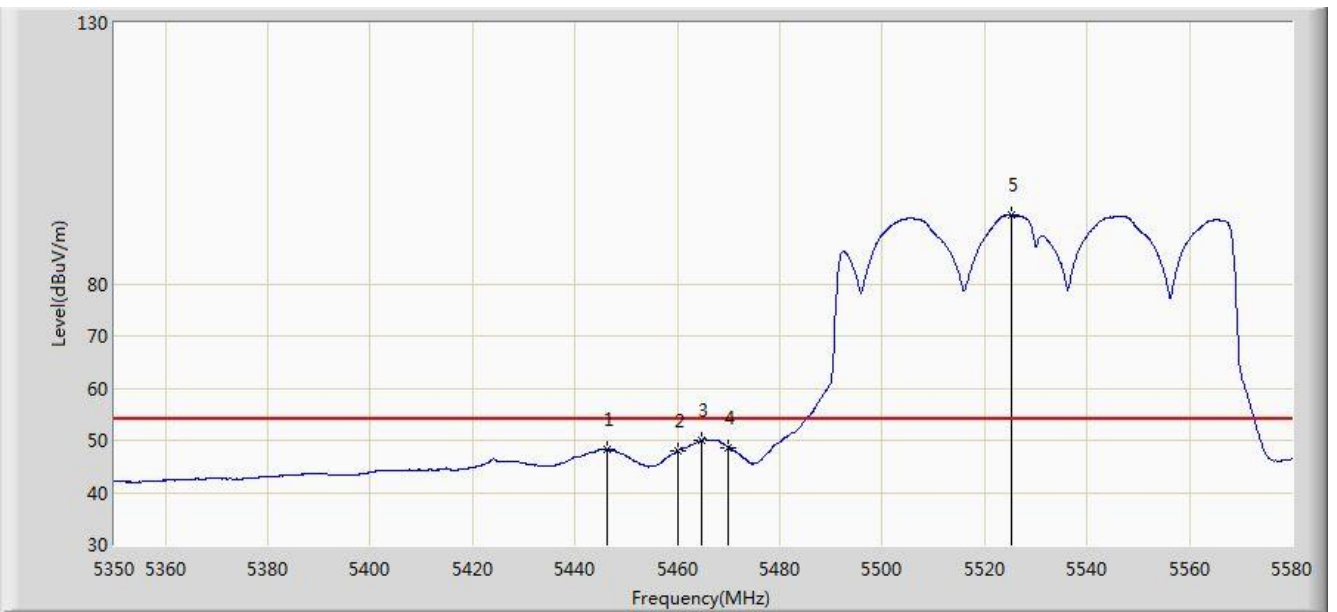


No	Flag	Mark	Frequency (MHz)	Measure Level (dBuV/m)	Reading Level (dBuV)	Over Limit (dB)	Limit (dBuV/m)	Factor (dB)	Type
1			5447.520	63.539	59.392	-10.461	74.000	4.148	PK
2			5460.000	60.880	56.700	-13.120	74.000	4.180	PK
3			5465.920	63.549	59.356	-10.451	74.000	4.193	PK
4			5470.000	61.517	57.315	-12.483	74.000	4.202	PK
5		*	5524.455	106.946	102.601	N/A	N/A	4.344	PK

Note: Measure Level (dBμV/m) = Reading Level (dBμV) + Factor (dB)

Factor (dB) = Cable Loss (dB) + Antenna Factor (dB) (dB/m) - Pre_Amplifier Gain (dB)

Site: AC1	Time: 2017/08/12 - 17:12
Limit: FCC_Part15.209_RE(3m)	Engineer: Kevin Ker
Probe: BBHA9120D_1GHz_18GHz	Polarity: Vertical
EUT: AC220 Wi-Fi AP OD directional antenna US	Power: DC 54V
Test Mode: Transmit by 802.11ac-VHT80 at Channel 5530MHz Ant 1 + 2 (CDD Mode)	

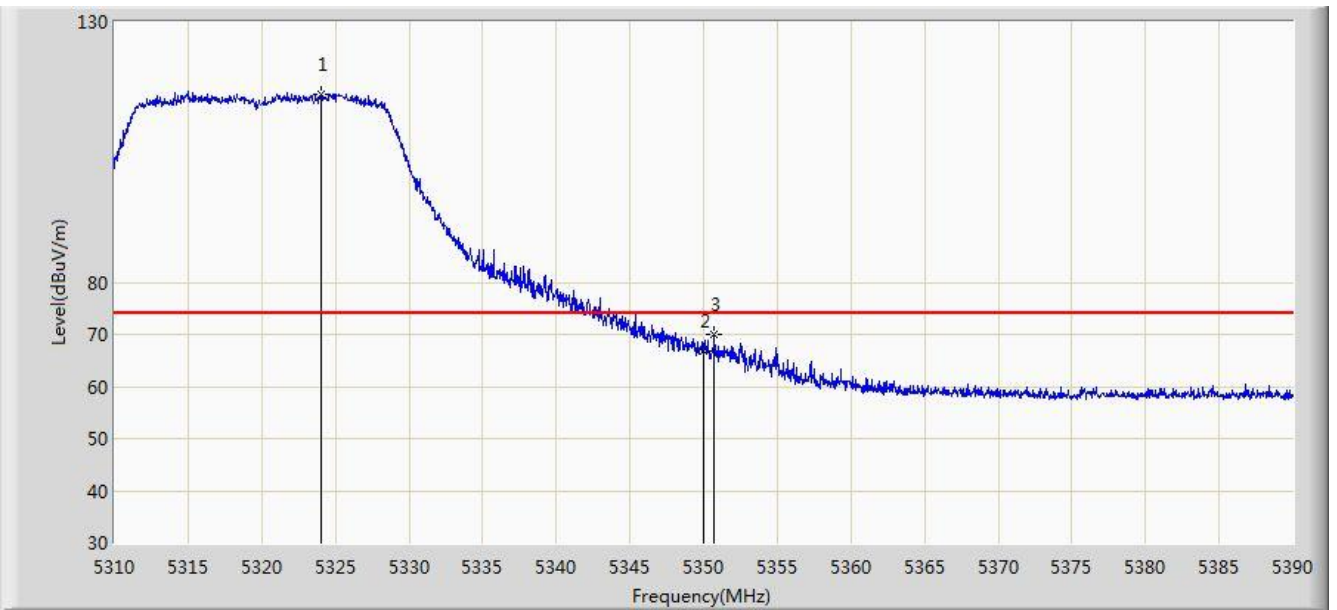


No	Flag	Mark	Frequency (MHz)	Measure Level (dBuV/m)	Reading Level (dBuV)	Over Limit (dB)	Limit (dBuV/m)	Factor (dB)	Type
1			5446.140	48.229	44.086	-5.771	54.000	4.142	AV
2			5460.000	47.955	43.775	-6.045	54.000	4.180	AV
3			5464.770	50.098	45.907	-3.902	54.000	4.191	AV
4			5470.000	48.671	44.469	-5.329	54.000	4.202	AV
5		*	5525.145	93.214	88.867	N/A	N/A	4.346	AV

Note: Measure Level (dB μ V/m) = Reading Level (dB μ V) + Factor (dB)

Factor (dB) = Cable Loss (dB) + Antenna Factor (dB) (dB/m) - Pre_Amplifier Gain (dB)

Site: AC1	Time: 2017/08/28 - 11:39
Limit: FCC_Part15.209_RE(3m)	Engineer: Kevin Ker
Probe: BBHA9120D_1GHz_18GHz	Polarity: Horizontal
EUT: AC220 Wi-Fi AP OD directional antenna US	Power: DC 54V
Test Mode: Transmit by 802.11n-HT20 at channel 5320MHz Ant 1 + 2 (Beam-Forming Mode)	

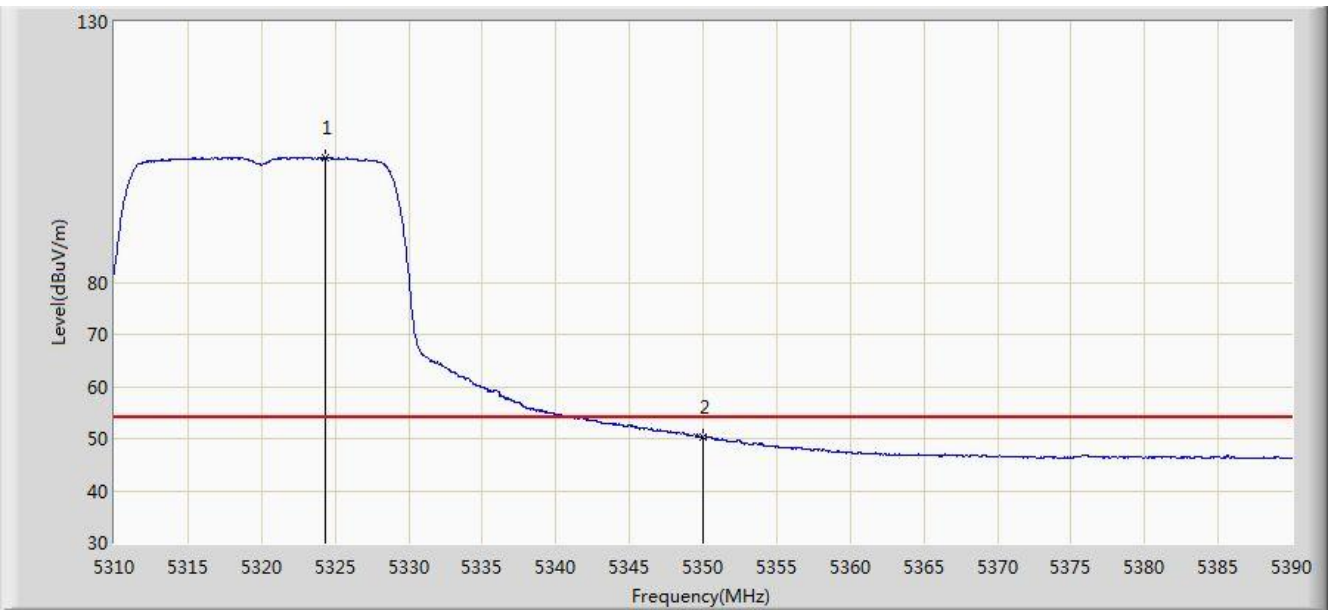


No	Flag	Mark	Frequency (MHz)	Measure Level (dBuV/m)	Reading Level (dBuV)	Over Limit (dB)	Limit (dBuV/m)	Factor (dB)	Type
1		*	5324.000	116.196	112.340	N/A	N/A	3.856	PK
2			5350.000	66.865	62.960	-7.135	74.000	3.904	PK
3			5350.720	70.100	66.194	-3.900	74.000	3.906	PK

Note: Measure Level (dBuV/m) = Reading Level (dBuV) + Factor (dB)

Factor (dB) = Cable Loss (dB) + Antenna Factor (dB) (dB/m) - Pre_Amplifier Gain (dB)

Site: AC1	Time: 2017/08/28 - 11:42
Limit: FCC_Part15.209_RE(3m)	Engineer: Kevin Ker
Probe: BBHA9120D_1GHz_18GHz	Polarity: Horizontal
EUT: AC220 Wi-Fi AP OD directional antenna US	Power: DC 54V
Test Mode: Transmit by 802.11n-HT20 at channel 5320MHz Ant 1 + 2 (Beam-Forming Mode)	

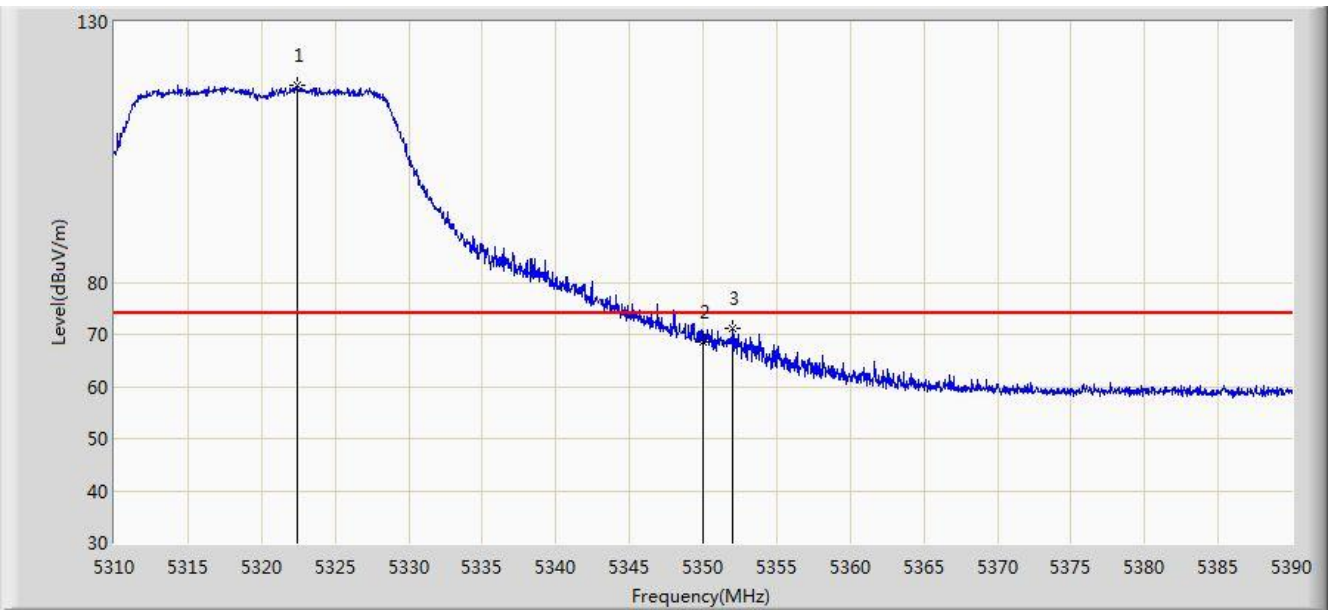


No	Flag	Mark	Frequency (MHz)	Measure Level (dBuV/m)	Reading Level (dBuV)	Over Limit (dB)	Limit (dBuV/m)	Factor (dB)	Type
1		*	5324.320	103.823	99.966	N/A	N/A	3.858	AV
2			5350.000	50.366	46.461	-3.634	54.000	3.904	AV

Note: Measure Level (dBuV/m) = Reading Level (dBuV) + Factor (dB)

Factor (dB) = Cable Loss (dB) + Antenna Factor (dB) (dB/m) - Pre_Amplifier Gain (dB)

Site: AC1	Time: 2017/08/28 - 11:34
Limit: FCC_Part15.209_RE(3m)	Engineer: Kevin Ker
Probe: BBHA9120D_1GHz_18GHz	Polarity: Vertical
EUT: AC220 Wi-Fi AP OD directional antenna US	Power: DC 54V
Test Mode: Transmit by 802.11n-HT20 at channel 5320MHz Ant 1 + 2 (Beam-Forming Mode)	

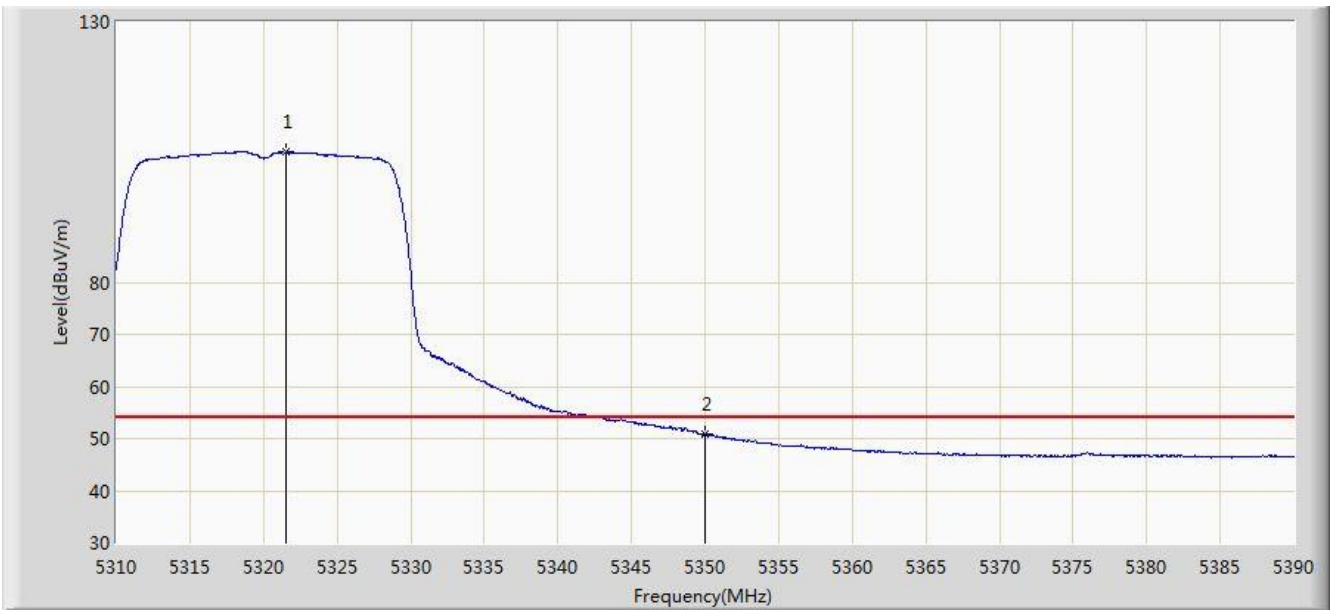


No	Flag	Mark	Frequency (MHz)	Measure Level (dBuV/m)	Reading Level (dBuV)	Over Limit (dB)	Limit (dBuV/m)	Factor (dB)	Type
1		*	5322.400	117.863	114.010	N/A	N/A	3.853	PK
2			5350.000	68.463	64.558	-5.537	74.000	3.904	PK
3			5352.040	71.101	67.193	-2.899	74.000	3.908	PK

Note: Measure Level (dB μ V/m) = Reading Level (dB μ V) + Factor (dB)

Factor (dB) = Cable Loss (dB) + Antenna Factor (dB) (dB/m) - Pre_Amplifier Gain (dB)

Site: AC1	Time: 2017/08/28 - 11:38
Limit: FCC_Part15.209_RE(3m)	Engineer: Kevin Ker
Probe: BBHA9120D_1GHz_18GHz	Polarity: Vertical
EUT: AC220 Wi-Fi AP OD directional antenna US	Power: DC 54V
Test Mode: Transmit by 802.11n-HT20 at channel 5320MHz Ant 1 + 2 (Beam-Forming Mode)	

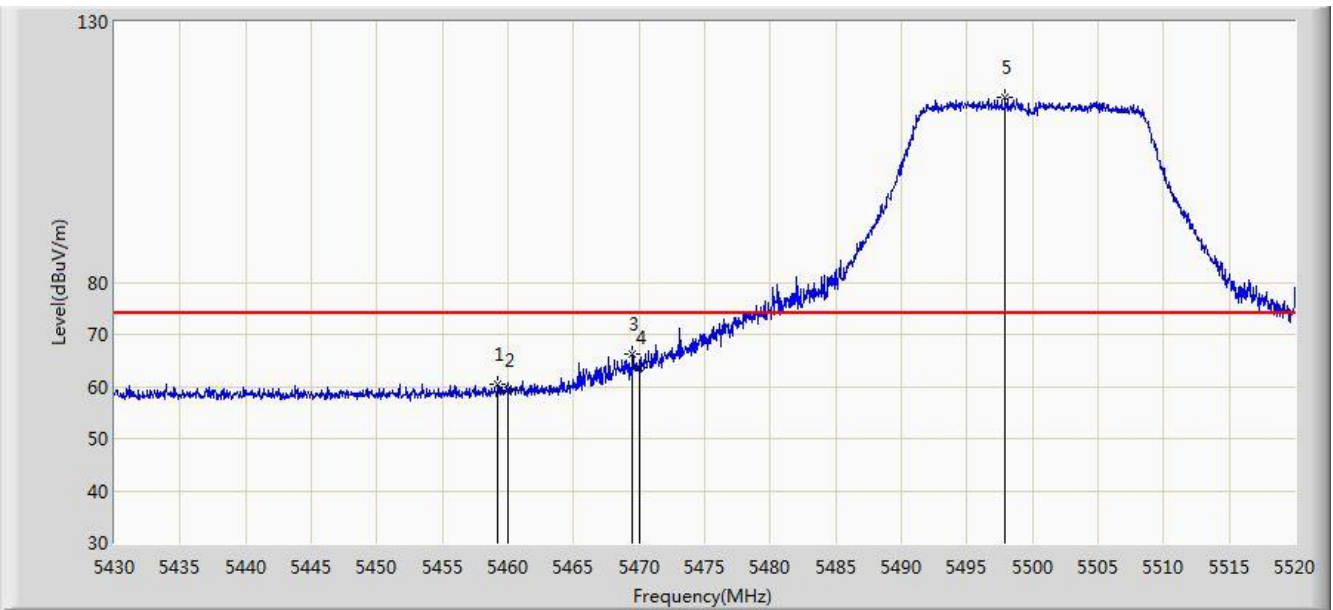


No	Flag	Mark	Frequency (MHz)	Measure Level (dBuV/m)	Reading Level (dBuV)	Over Limit (dB)	Limit (dBuV/m)	Factor (dB)	Type
1		*	5321.560	105.014	101.162	N/A	N/A	3.851	AV
2			5350.000	50.879	46.974	-3.121	54.000	3.904	AV

Note: Measure Level (dBμV/m) = Reading Level (dBμV) + Factor (dB)

Factor (dB) = Cable Loss (dB) + Antenna Factor (dB) (dB/m) - Pre_Amplifier Gain (dB)

Site: AC1	Time: 2017/08/28 - 11:47
Limit: FCC_Part15.209_RE(3m)	Engineer: Kevin Ker
Probe: BBHA9120D_1GHz_18GHz	Polarity: Horizontal
EUT: AC220 Wi-Fi AP OD directional antenna US	Power: DC 54V
Test Mode: Transmit by 802.11n-HT20 at channel 5500MHz Ant 1 + 2 (Beam-Forming Mode)	

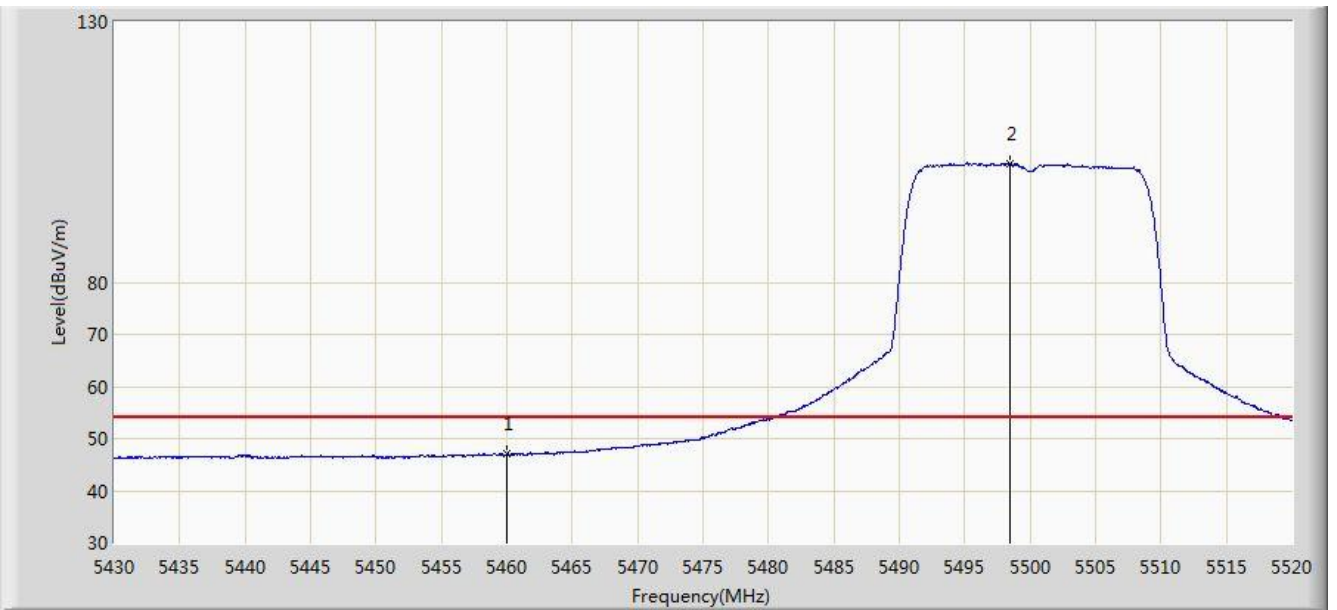


No	Flag	Mark	Frequency (MHz)	Measure Level (dBuV/m)	Reading Level (dBuV)	Over Limit (dB)	Limit (dBuV/m)	Factor (dB)	Type
1			5459.205	60.410	56.231	-13.590	74.000	4.178	PK
2			5460.000	59.393	55.213	-14.607	74.000	4.180	PK
3			5469.510	66.209	62.008	-7.791	74.000	4.202	PK
4			5470.000	63.608	59.406	-10.392	74.000	4.202	PK
5		*	5497.950	115.557	111.291	N/A	N/A	4.266	PK

Note: Measure Level (dB μ V/m) = Reading Level (dB μ V) + Factor (dB)

Factor (dB) = Cable Loss (dB) + Antenna Factor (dB) (dB/m) - Pre_Amplifier Gain (dB)

Site: AC1	Time: 2017/08/28 - 11:49
Limit: FCC_Part15.209_RE(3m)	Engineer: Kevin Ker
Probe: BBHA9120D_1GHz_18GHz	Polarity: Horizontal
EUT: AC220 Wi-Fi AP OD directional antenna US	Power: DC 54V
Test Mode: Transmit by 802.11n-HT20 at channel 5500MHz Ant 1 + 2 (Beam-Forming Mode)	

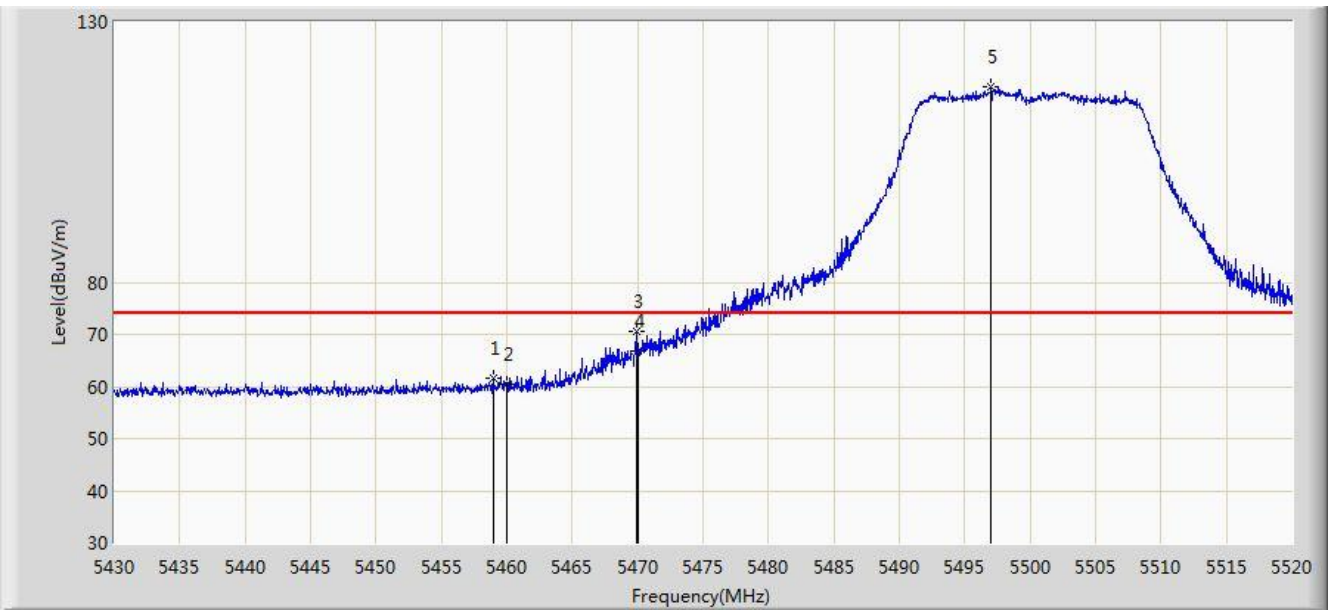


No	Flag	Mark	Frequency (MHz)	Measure Level (dBuV/m)	Reading Level (dBuV)	Over Limit (dB)	Limit (dBuV/m)	Factor (dB)	Type
1			5460.000	47.058	42.878	-6.942	54.000	4.180	AV
2		*	5498.490	102.833	98.565	N/A	N/A	4.267	AV

Note: Measure Level (dBuV/m) = Reading Level (dBuV) + Factor (dB)

Factor (dB) = Cable Loss (dB) + Antenna Factor (dB) (dB/m) - Pre_Amplifier Gain (dB)

Site: AC1	Time: 2017/08/28 - 11:46
Limit: FCC_Part15.209_RE(3m)	Engineer: Kevin Ker
Probe: BBHA9120D_1GHz_18GHz	Polarity: Vertical
EUT: AC220 Wi-Fi AP OD directional antenna US	Power: DC 54V
Test Mode: Transmit by 802.11n-HT20 at channel 5500MHz Ant 1 + 2 (Beam-Forming Mode)	

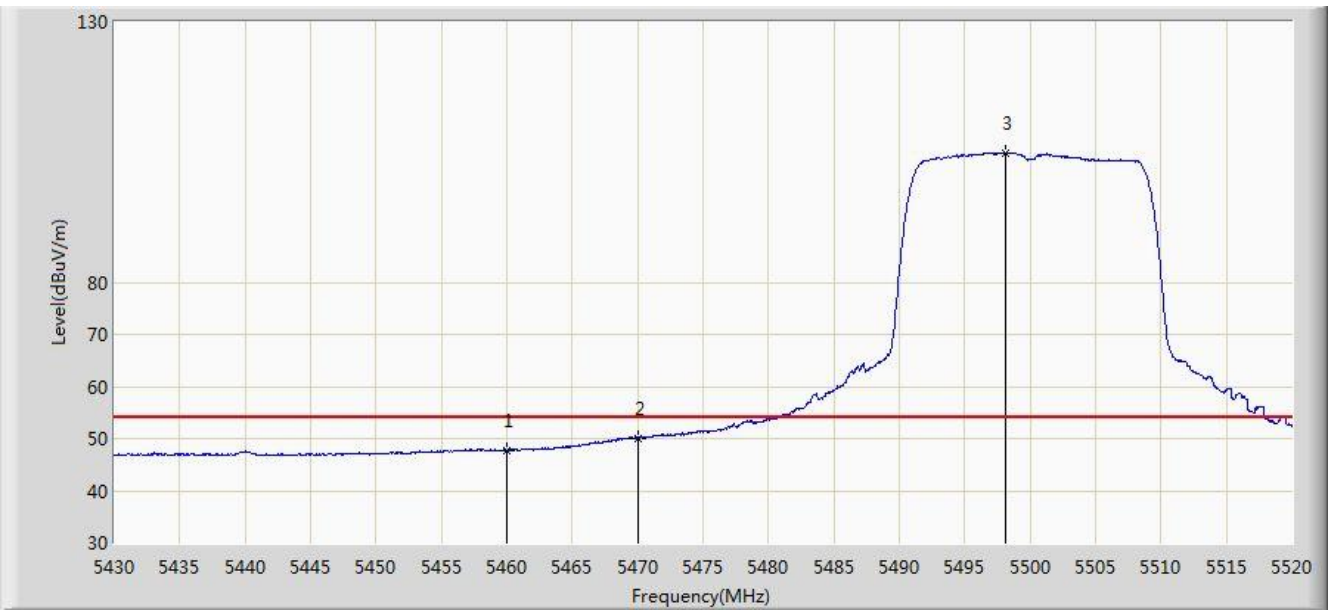


No	Flag	Mark	Frequency (MHz)	Measure Level (dBuV/m)	Reading Level (dBuV)	Over Limit (dB)	Limit (dBuV/m)	Factor (dB)	Type
1			5458.980	61.674	57.496	-12.326	74.000	4.178	PK
2			5460.000	60.501	56.321	-13.499	74.000	4.180	PK
3			5469.870	70.707	66.505	-3.293	74.000	4.202	PK
4			5470.000	66.895	62.693	-7.105	74.000	4.202	PK
5		*	5497.005	117.529	113.265	N/A	N/A	4.264	PK

Note: Measure Level (dB μ V/m) = Reading Level (dB μ V) + Factor (dB)

Factor (dB) = Cable Loss (dB) + Antenna Factor (dB) (dB/m) - Pre_Amplifier Gain (dB)

Site: AC1	Time: 2017/08/28 - 11:47
Limit: FCC_Part15.209_RE(3m)	Engineer: Kevin Ker
Probe: BBHA9120D_1GHz_18GHz	Polarity: Vertical
EUT: AC220 Wi-Fi AP OD directional antenna US	Power: DC 54V
Test Mode: Transmit by 802.11n-HT20 at channel 5500MHz Ant 1 + 2 (Beam-Forming Mode)	

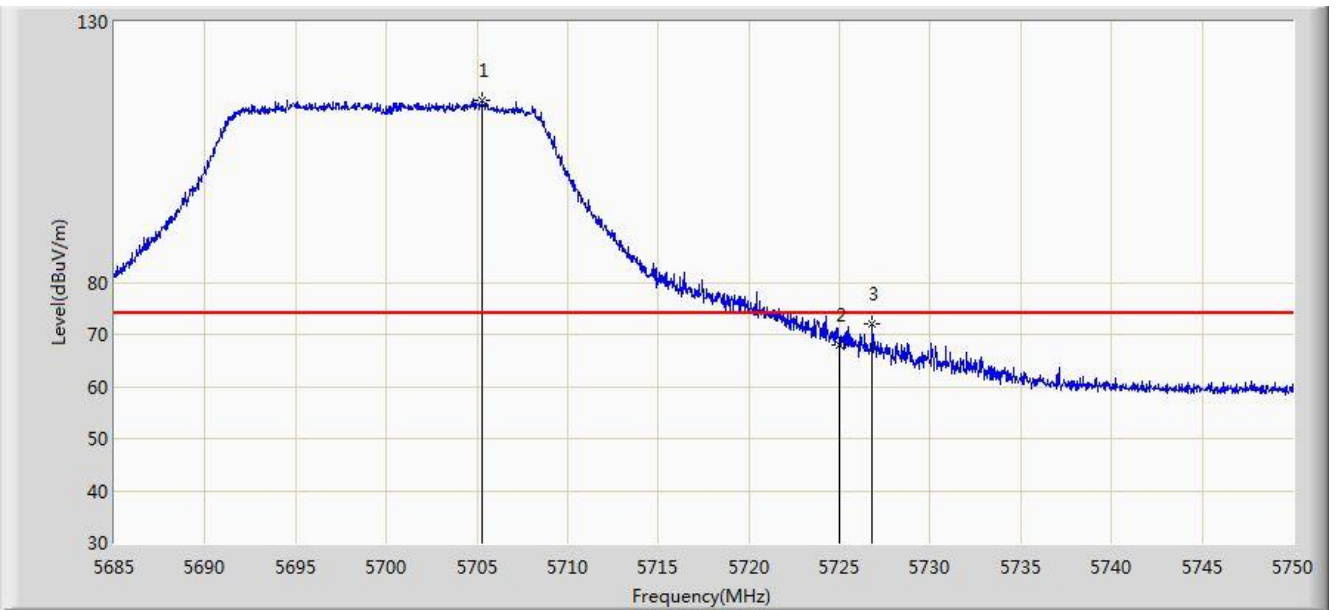


No	Flag	Mark	Frequency (MHz)	Measure Level (dBuV/m)	Reading Level (dBuV)	Over Limit (dB)	Limit (dBuV/m)	Factor (dB)	Type
1			5460.000	47.718	43.538	-6.282	54.000	4.180	AV
2			5470.000	50.059	45.857	-3.941	54.000	4.202	AV
3		*	5498.130	104.780	100.513	N/A	N/A	4.267	AV

Note: Measure Level (dB μ V/m) = Reading Level (dB μ V) + Factor (dB)

Factor (dB) = Cable Loss (dB) + Antenna Factor (dB) (dB/m) - Pre_Amplifier Gain (dB)

Site: AC1	Time: 2017/08/28 - 11:54
Limit: FCC_Part15.209_RE(3m)	Engineer: Kevin Ker
Probe: BBHA9120D_1GHz_18GHz	Polarity: Horizontal
EUT: AC220 Wi-Fi AP OD directional antenna US	Power: DC 54V
Test Mode: Transmit by 802.11n-HT20 at channel 5700MHz Ant 1 + 2 (Beam-Forming Mode)	

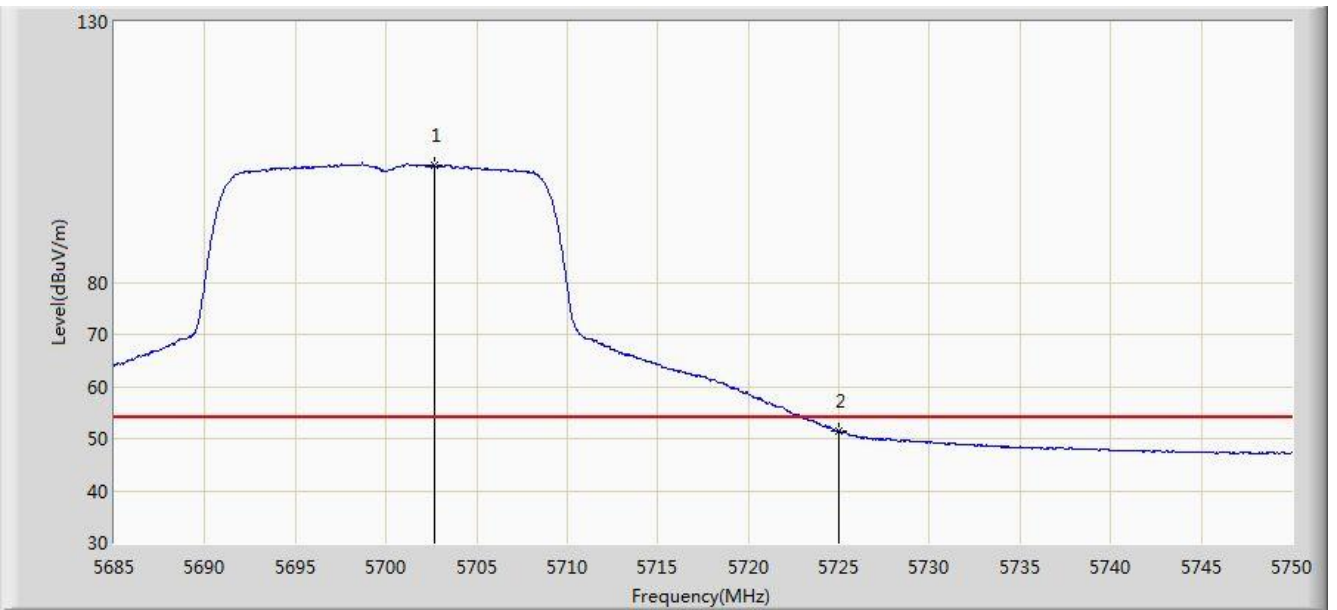


No	Flag	Mark	Frequency (MHz)	Measure Level (dBuV/m)	Reading Level (dBuV)	Over Limit (dB)	Limit (dBuV/m)	Factor (dB)	Type
1		*	5705.280	114.958	110.052	N/A	N/A	4.906	PK
2			5725.000	67.989	62.960	-6.011	74.000	5.029	PK
3			5726.795	72.061	67.021	-1.939	74.000	5.040	PK

Note: Measure Level (dB μ V/m) = Reading Level (dB μ V) + Factor (dB)

Factor (dB) = Cable Loss (dB) + Antenna Factor (dB) (dB/m) - Pre_Amplifier Gain (dB)

Site: AC1	Time: 2017/08/28 - 11:55
Limit: FCC_Part15.209_RE(3m)	Engineer: Kevin Ker
Probe: BBHA9120D_1GHz_18GHz	Polarity: Horizontal
EUT: AC220 Wi-Fi AP OD directional antenna US	Power: DC 54V
Test Mode: Transmit by 802.11n-HT20 at channel 5700MHz Ant 1 + 2 (Beam-Forming Mode)	

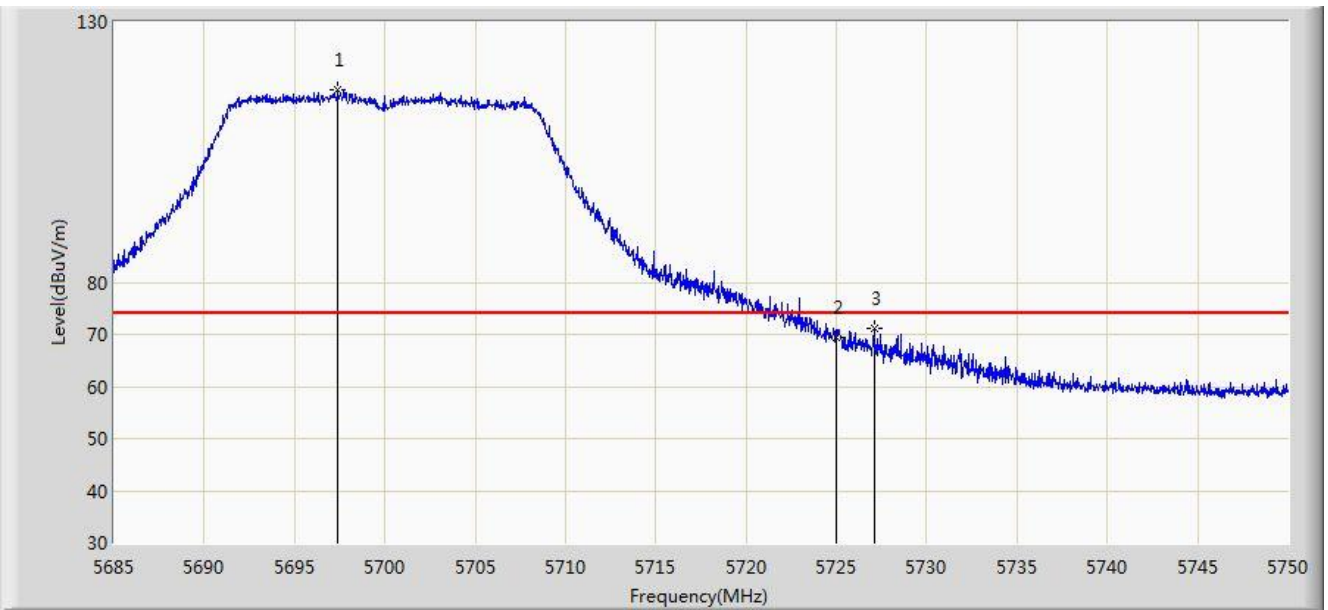


No	Flag	Mark	Frequency (MHz)	Measure Level (dBuV/m)	Reading Level (dBuV)	Over Limit (dB)	Limit (dBuV/m)	Factor (dB)	Type
1		*	5702.647	102.603	97.711	N/A	N/A	4.892	AV
2			5725.000	51.491	46.462	-2.509	54.000	5.029	AV

Note: Measure Level (dBuV/m) = Reading Level (dBuV) + Factor (dB)

Factor (dB) = Cable Loss (dB) + Antenna Factor (dB) (dB/m) - Pre_Amplifier Gain (dB)

Site: AC1	Time: 2017/08/28 - 11:53
Limit: FCC_Part15.209_RE(3m)	Engineer: Kevin Ker
Probe: BBHA9120D_1GHz_18GHz	Polarity: Vertical
EUT: AC220 Wi-Fi AP OD directional antenna US	Power: DC 54V
Test Mode: Transmit by 802.11n-HT20 at channel 5700MHz Ant 1 + 2 (Beam-Forming Mode)	

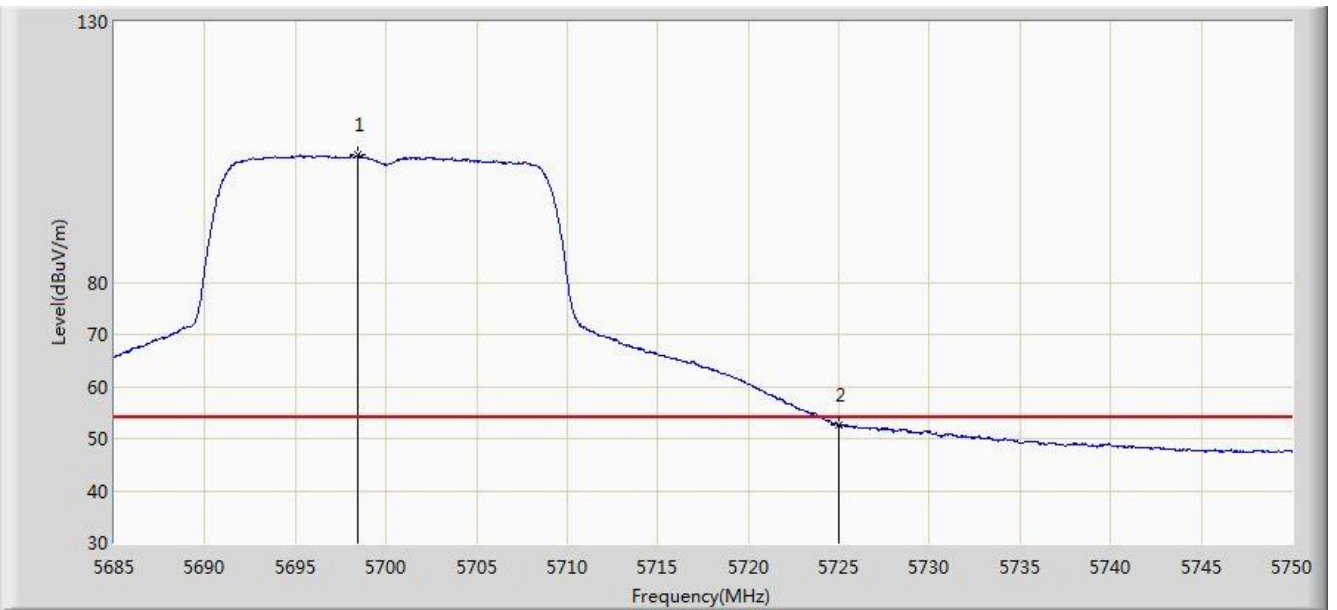


No	Flag	Mark	Frequency (MHz)	Measure Level (dBuV/m)	Reading Level (dBuV)	Over Limit (dB)	Limit (dBuV/m)	Factor (dB)	Type
1		*	5697.382	116.829	111.965	N/A	N/A	4.865	PK
2			5725.000	69.420	64.391	-4.580	74.000	5.029	PK
3			5727.087	71.180	66.138	-2.820	74.000	5.043	PK

Note: Measure Level (dBμV/m) = Reading Level (dBμV) + Factor (dB)

Factor (dB) = Cable Loss (dB) + Antenna Factor (dB) (dB/m) - Pre_Amplifier Gain (dB)

Site: AC1	Time: 2017/08/28 - 11:53
Limit: FCC_Part15.209_RE(3m)	Engineer: Kevin Ker
Probe: BBHA9120D_1GHz_18GHz	Polarity: Vertical
EUT: AC220 Wi-Fi AP OD directional antenna US	Power: DC 54V
Test Mode: Transmit by 802.11n-HT20 at channel 5700MHz Ant 1 + 2 (Beam-Forming Mode)	

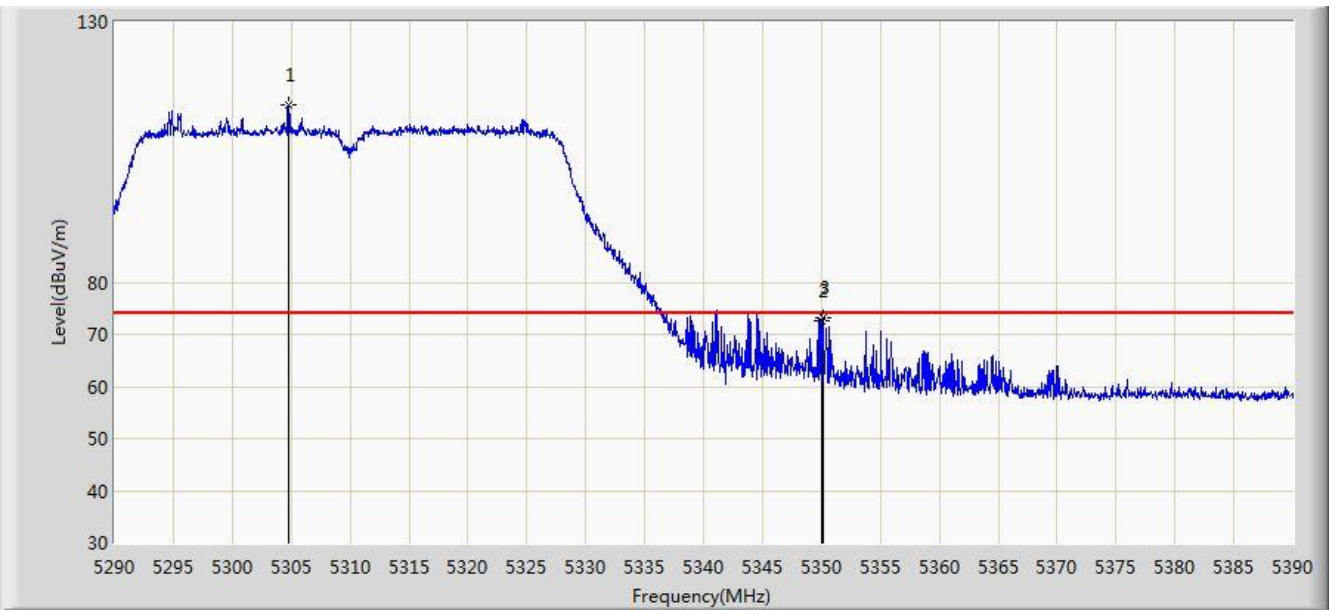


No	Flag	Mark	Frequency (MHz)	Measure Level (dBuV/m)	Reading Level (dBuV)	Over Limit (dB)	Limit (dBuV/m)	Factor (dB)	Type
1		*	5698.455	104.393	99.523	N/A	N/A	4.870	AV
2			5725.000	52.647	47.618	-1.353	54.000	5.029	AV

Note: Measure Level (dBuV/m) = Reading Level (dBuV) + Factor (dB)

Factor (dB) = Cable Loss (dB) + Antenna Factor (dB) (dB/m) - Pre_Amplifier Gain (dB)

Site: AC1	Time: 2017/08/28 - 13:32
Limit: FCC_Part15.209_RE(3m)	Engineer: Kevin Ker
Probe: BBHA9120D_1GHz_18GHz	Polarity: Horizontal
EUT: AC220 Wi-Fi AP OD directional antenna US	Power: DC 54V
Test Mode: Transmit by 802.11n-HT40 at channel 5310MHz Ant 1 + 2 (Beam-Forming Mode)	

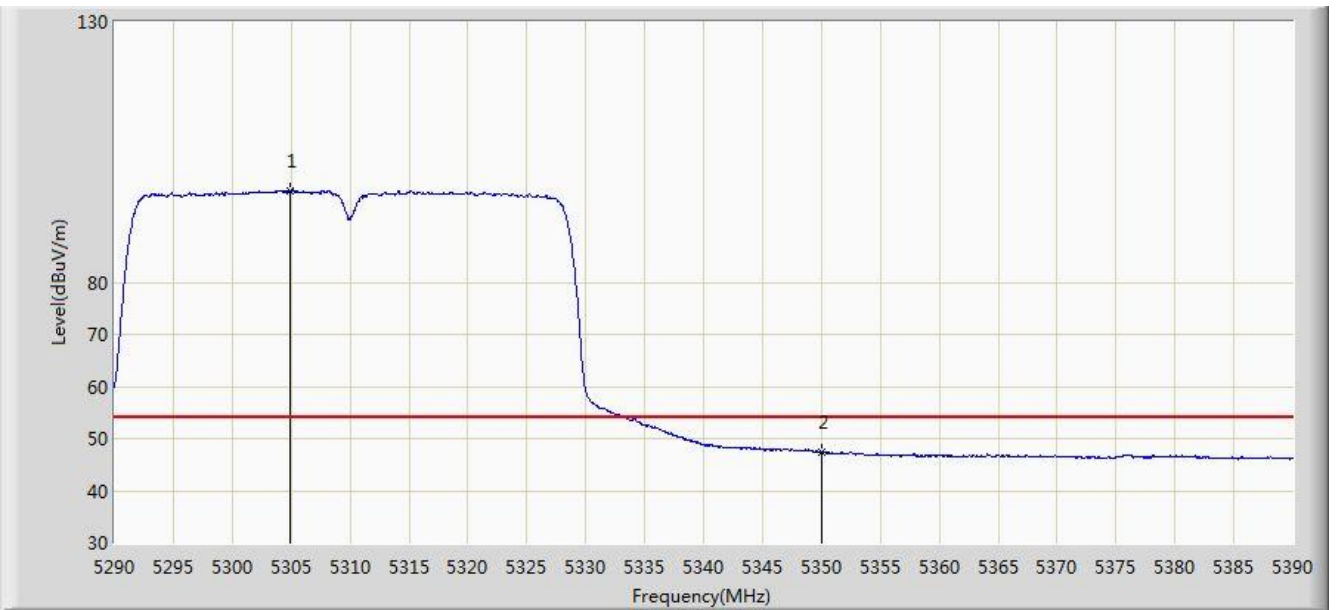


No	Flag	Mark	Frequency (MHz)	Measure Level (dBuV/m)	Reading Level (dBuV)	Over Limit (dB)	Limit (dBuV/m)	Factor (dB)	Type
1		*	5304.800	114.139	110.319	N/A	N/A	3.821	PK
2			5350.000	72.614	68.709	-1.386	74.000	3.904	PK
3			5350.150	73.210	69.305	-0.790	74.000	3.905	PK

Note: Measure Level (dB μ V/m) = Reading Level (dB μ V) + Factor (dB)

Factor (dB) = Cable Loss (dB) + Antenna Factor (dB) (dB/m) - Pre_Amplifier Gain (dB)

Site: AC1	Time: 2017/08/28 - 13:33
Limit: FCC_Part15.209_RE(3m)	Engineer: Kevin Ker
Probe: BBHA9120D_1GHz_18GHz	Polarity: Horizontal
EUT: AC220 Wi-Fi AP OD directional antenna US	Power: DC 54V
Test Mode: Transmit by 802.11n-HT40 at channel 5310MHz Ant 1 + 2 (Beam-Forming Mode)	

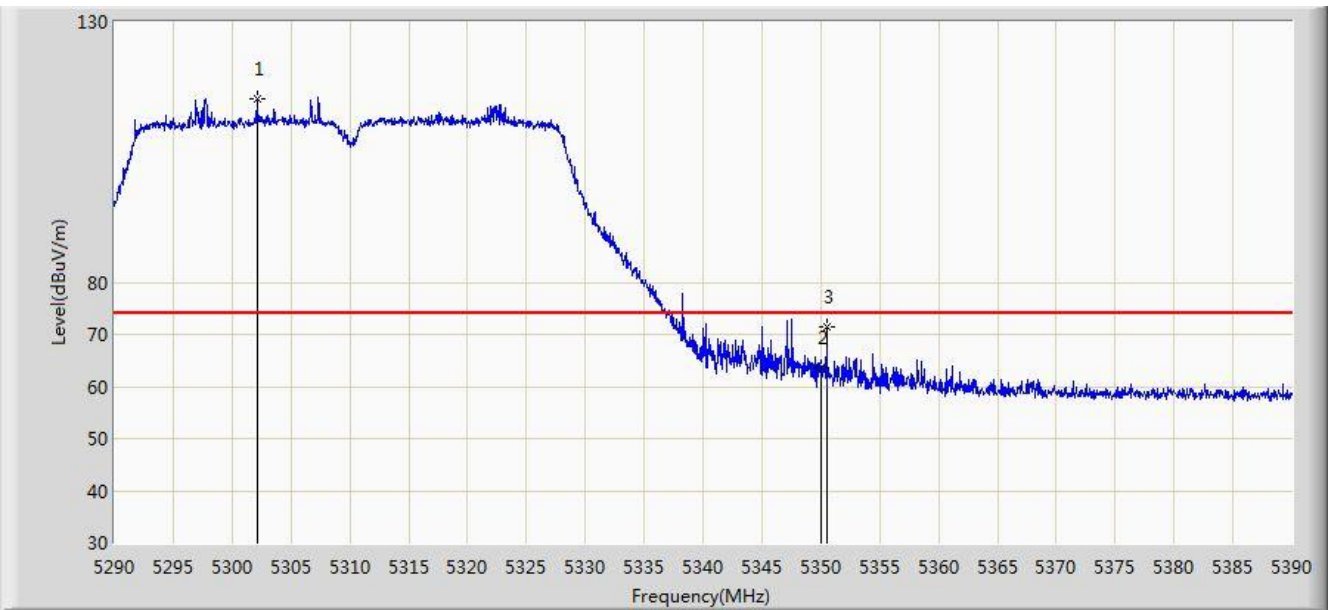


No	Flag	Mark	Frequency (MHz)	Measure Level (dBuV/m)	Reading Level (dBuV)	Over Limit (dB)	Limit (dBuV/m)	Factor (dB)	Type
1		*	5304.950	97.556	93.735	N/A	N/A	3.821	AV
2			5350.000	47.386	43.481	-6.614	54.000	3.904	AV

Note: Measure Level (dBuV/m) = Reading Level (dBuV) + Factor (dB)

Factor (dB) = Cable Loss (dB) + Antenna Factor (dB) (dB/m) - Pre_Amplifier Gain (dB)

Site: AC1	Time: 2017/08/28 - 13:31
Limit: FCC_Part15.209_RE(3m)	Engineer: Kevin Ker
Probe: BBHA9120D_1GHz_18GHz	Polarity: Vertical
EUT: AC220 Wi-Fi AP OD directional antenna US	Power: DC 54V
Test Mode: Transmit by 802.11n-HT40 at channel 5310MHz Ant 1 + 2 (Beam-Forming Mode)	

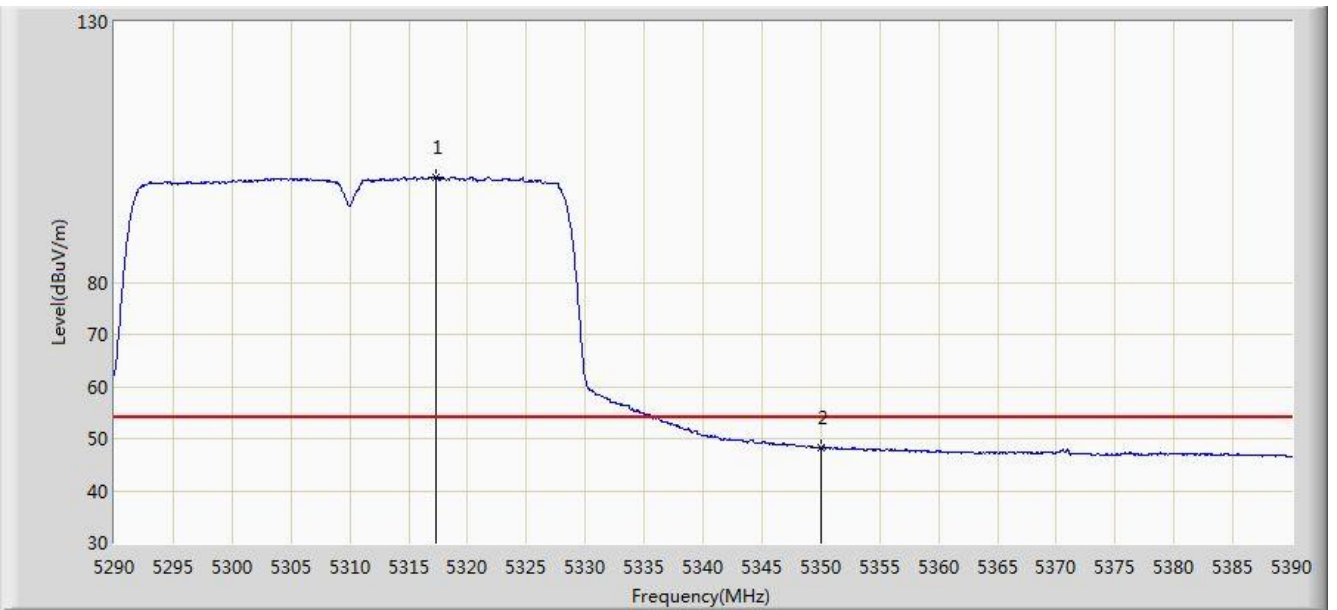


No	Flag	Mark	Frequency (MHz)	Measure Level (dBuV/m)	Reading Level (dBuV)	Over Limit (dB)	Limit (dBuV/m)	Factor (dB)	Type
1		*	5302.100	115.303	111.488	N/A	N/A	3.814	PK
2			5350.000	63.751	59.846	-10.249	74.000	3.904	PK
3			5350.500	71.338	67.432	-2.662	74.000	3.906	PK

Note: Measure Level (dB μ V/m) = Reading Level (dB μ V) + Factor (dB)

Factor (dB) = Cable Loss (dB) + Antenna Factor (dB) (dB/m) - Pre_Amplifier Gain (dB)

Site: AC1	Time: 2017/08/28 - 13:31
Limit: FCC_Part15.209_RE(3m)	Engineer: Kevin Ker
Probe: BBHA9120D_1GHz_18GHz	Polarity: Vertical
EUT: AC220 Wi-Fi AP OD directional antenna US	Power: DC 54V
Test Mode: Transmit by 802.11n-HT40 at channel 5310MHz Ant 1 + 2 (Beam-Forming Mode)	

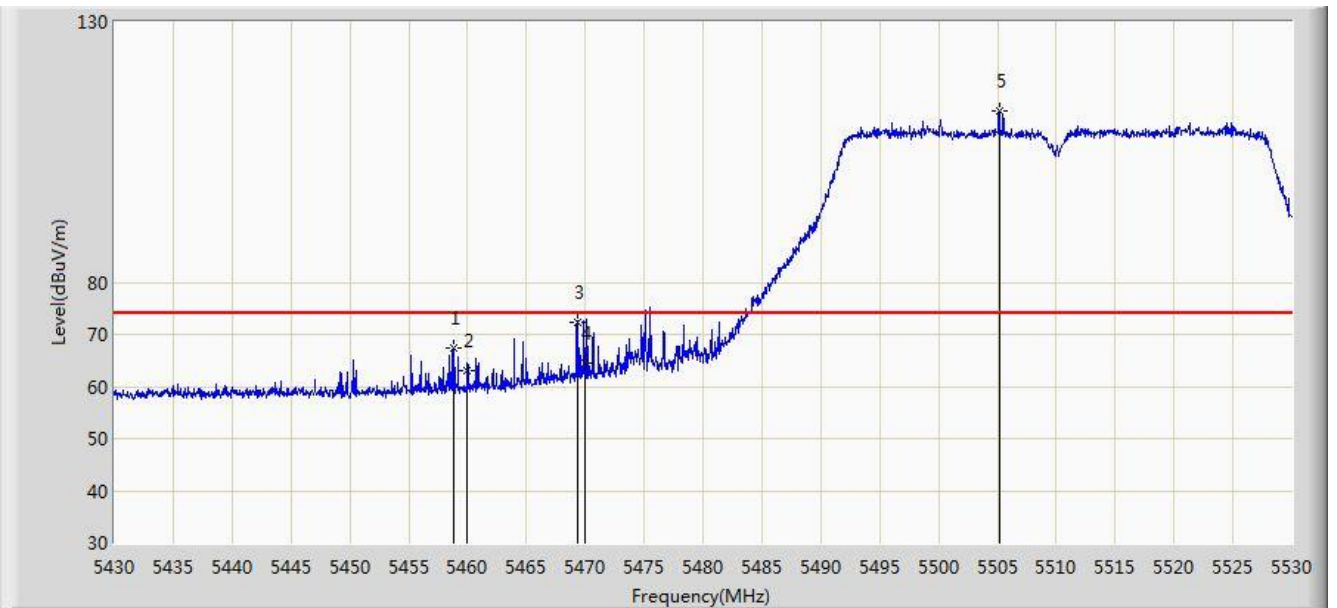


No	Flag	Mark	Frequency (MHz)	Measure Level (dBuV/m)	Reading Level (dBuV)	Over Limit (dB)	Limit (dBuV/m)	Factor (dB)	Type
1		*	5317.350	100.156	96.312	N/A	N/A	3.844	AV
2			5350.000	48.215	44.310	-5.785	54.000	3.904	AV

Note: Measure Level (dBuV/m) = Reading Level (dBuV) + Factor (dB)

Factor (dB) = Cable Loss (dB) + Antenna Factor (dB) (dB/m) - Pre_Amplifier Gain (dB)

Site: AC1	Time: 2017/08/28 - 13:41
Limit: FCC_Part15.209_RE(3m)	Engineer: Kevin Ker
Probe: BBHA9120D_1GHz_18GHz	Polarity: Horizontal
EUT: AC220 Wi-Fi AP OD directional antenna US	Power: DC 54V
Test Mode: Transmit by 802.11n-HT40 at channel 5510MHz Ant 1 + 2 (Beam-Forming Mode)	

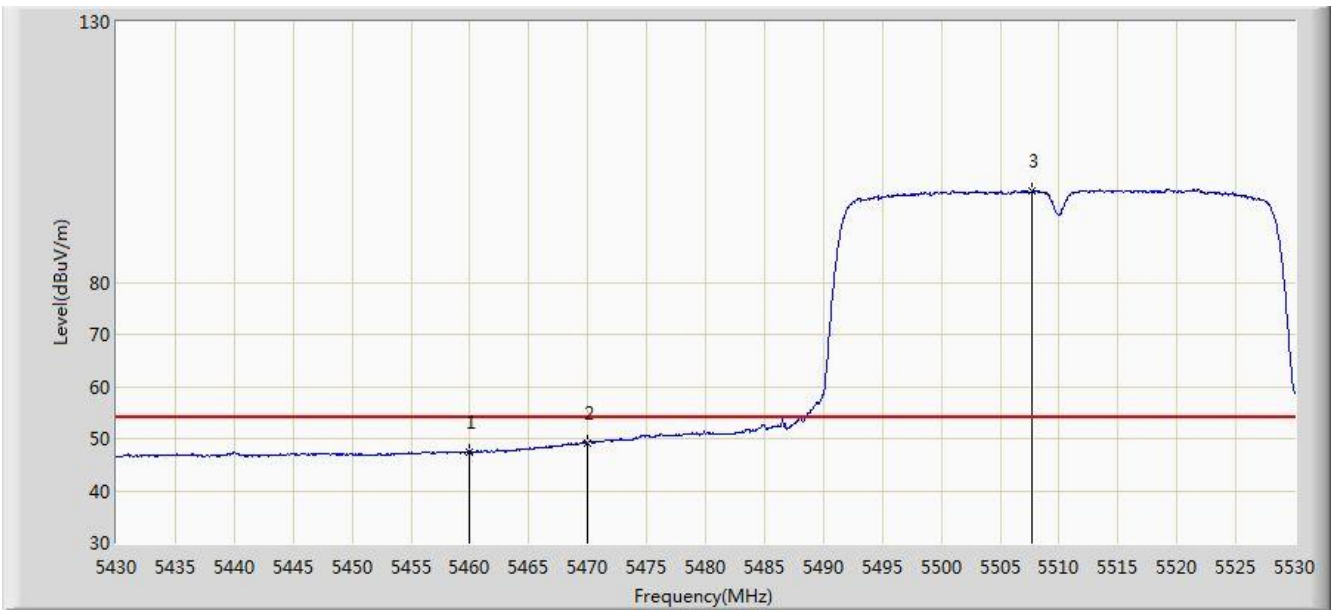


No	Flag	Mark	Frequency (MHz)	Measure Level (dBuV/m)	Reading Level (dBuV)	Over Limit (dB)	Limit (dBuV/m)	Factor (dB)	Type
1			5458.800	67.292	63.114	-6.708	74.000	4.178	PK
2			5460.000	62.983	58.803	-11.017	74.000	4.180	PK
3			5469.350	72.451	68.250	-1.549	74.000	4.201	PK
4			5470.000	64.620	60.418	-9.380	74.000	4.202	PK
5		*	5505.150	112.948	108.661	N/A	N/A	4.287	PK

Note: Measure Level (dBμV/m) = Reading Level (dBμV) + Factor (dB)

Factor (dB) = Cable Loss (dB) + Antenna Factor (dB) (dB/m) - Pre_Amplifier Gain (dB)

Site: AC1	Time: 2017/08/28 - 13:42
Limit: FCC_Part15.209_RE(3m)	Engineer: Kevin Ker
Probe: BBHA9120D_1GHz_18GHz	Polarity: Horizontal
EUT: AC220 Wi-Fi AP OD directional antenna US	Power: DC 54V
Test Mode: Transmit by 802.11n-HT40 at channel 5510MHz Ant 1 + 2 (Beam-Forming Mode)	

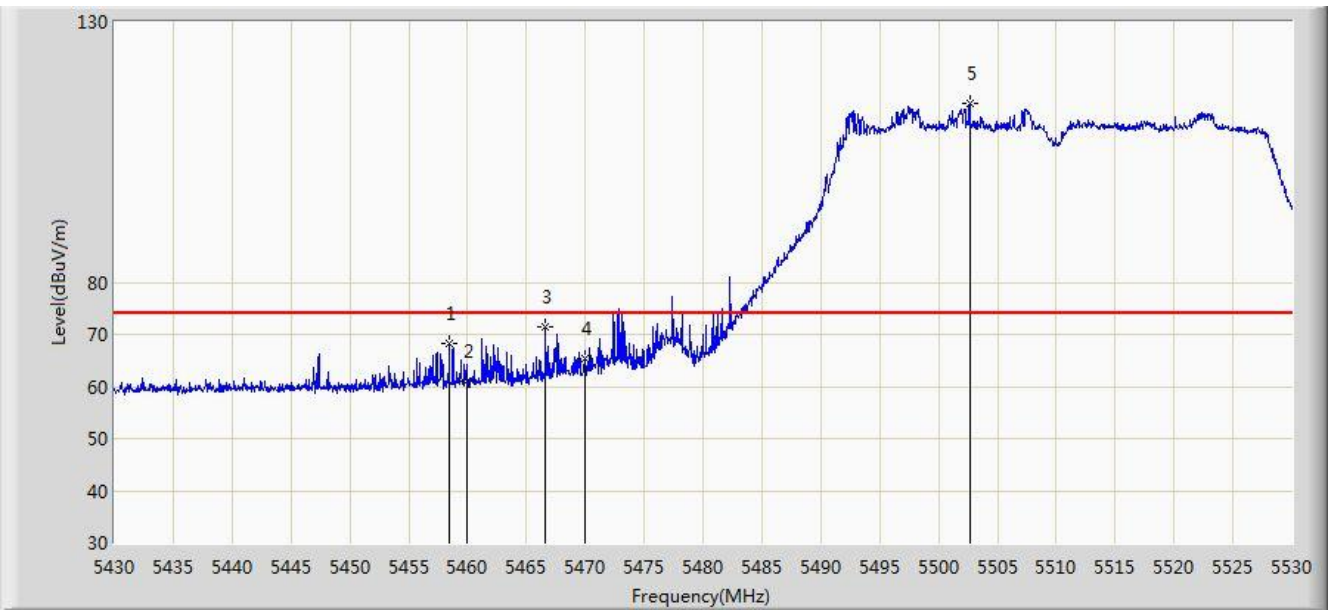


No	Flag	Mark	Frequency (MHz)	Measure Level (dBuV/m)	Reading Level (dBuV)	Over Limit (dB)	Limit (dBuV/m)	Factor (dB)	Type
1			5460.000	47.522	43.342	-6.478	54.000	4.180	AV
2			5470.000	49.225	45.023	-4.775	54.000	4.202	AV
3		*	5507.650	97.572	93.278	N/A	N/A	4.295	AV

Note: Measure Level (dBμV/m) = Reading Level (dBμV) + Factor (dB)

Factor (dB) = Cable Loss (dB) + Antenna Factor (dB) (dB/m) - Pre_Amplifier Gain (dB)

Site: AC1	Time: 2017/08/28 - 13:42
Limit: FCC_Part15.209_RE(3m)	Engineer: Kevin Ker
Probe: BBHA9120D_1GHz_18GHz	Polarity: Vertical
EUT: AC220 Wi-Fi AP OD directional antenna US	Power: DC 54V
Test Mode: Transmit by 802.11n-HT40 at channel 5510MHz Ant 1 + 2 (Beam-Forming Mode)	

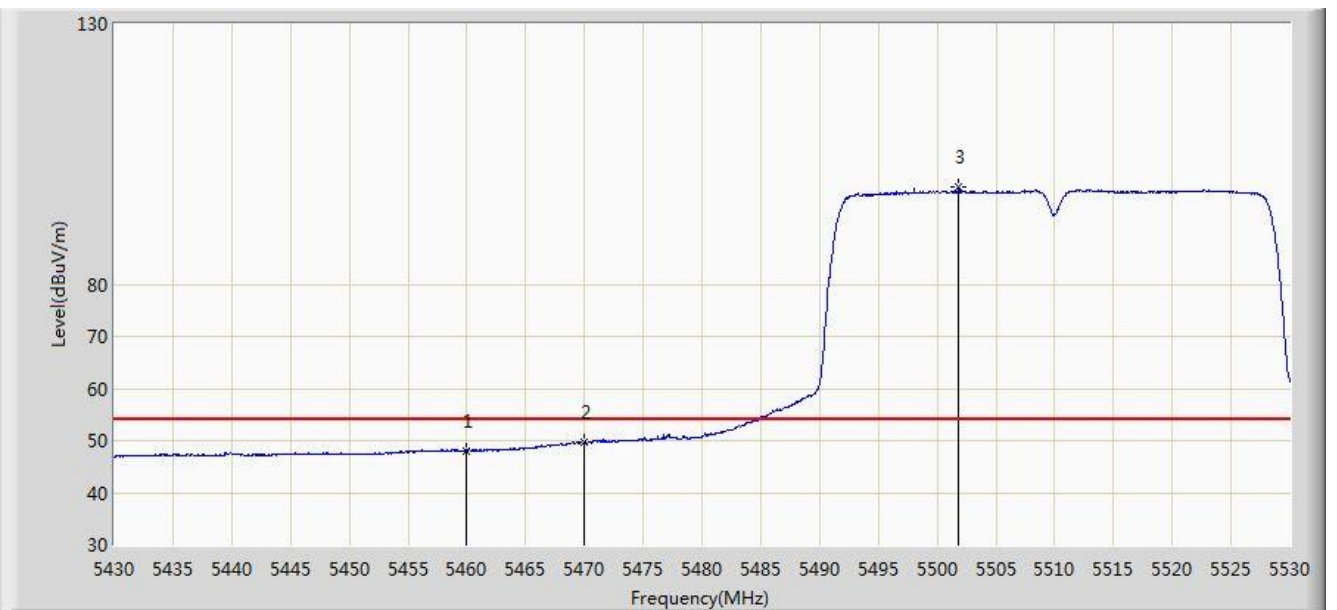


No	Flag	Mark	Frequency (MHz)	Measure Level (dBuV/m)	Reading Level (dBuV)	Over Limit (dB)	Limit (dBuV/m)	Factor (dB)	Type
1			5458.450	68.334	64.157	-5.666	74.000	4.177	PK
2			5460.000	60.898	56.718	-13.102	74.000	4.180	PK
3			5466.650	71.560	67.365	-2.440	74.000	4.196	PK
4			5470.000	65.309	61.107	-8.691	74.000	4.202	PK
5		*	5502.650	114.355	110.075	N/A	N/A	4.281	PK

Note: Measure Level (dB μ V/m) = Reading Level (dB μ V) + Factor (dB)

Factor (dB) = Cable Loss (dB) + Antenna Factor (dB) (dB/m) - Pre_Amplifier Gain (dB)

Site: AC1	Time: 2017/08/28 - 13:44
Limit: FCC_Part15.209_RE(3m)	Engineer: Kevin Ker
Probe: BBHA9120D_1GHz_18GHz	Polarity: Vertical
EUT: AC220 Wi-Fi AP OD directional antenna US	Power: DC 54V
Test Mode: Transmit by 802.11n-HT40 at channel 5510MHz Ant 1 + 2 (Beam-Forming Mode)	

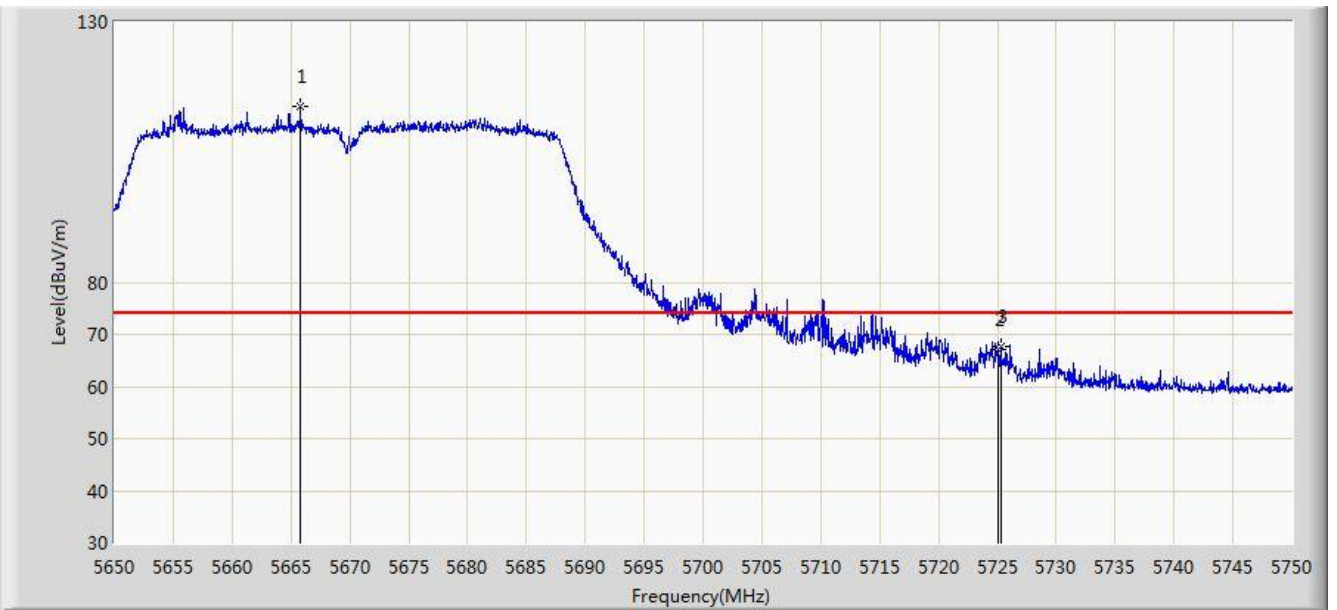


No	Flag	Mark	Frequency (MHz)	Measure Level (dBuV/m)	Reading Level (dBuV)	Over Limit (dB)	Limit (dBuV/m)	Factor (dB)	Type
1			5460.000	48.014	43.834	-5.986	54.000	4.180	AV
2			5470.000	49.601	45.399	-4.399	54.000	4.202	AV
3		*	5501.850	98.564	94.287	N/A	N/A	4.278	AV

Note: Measure Level (dB μ V/m) = Reading Level (dB μ V) + Factor (dB)

Factor (dB) = Cable Loss (dB) + Antenna Factor (dB) (dB/m) - Pre_Amplifier Gain (dB)

Site: AC1	Time: 2017/08/29 - 21:31
Limit: FCC_Part15.209_RE(3m)	Engineer: Kevin Ker
Probe: BBHA9120D_1GHz_18GHz	Polarity: Horizontal
EUT: AC220 Wi-Fi AP OD directional antenna US	Power: DC 54V
Test Mode: Transmit by 802.11n-HT40 at channel 5510MHz Ant 1 + 2 (Beam-Forming Mode)	

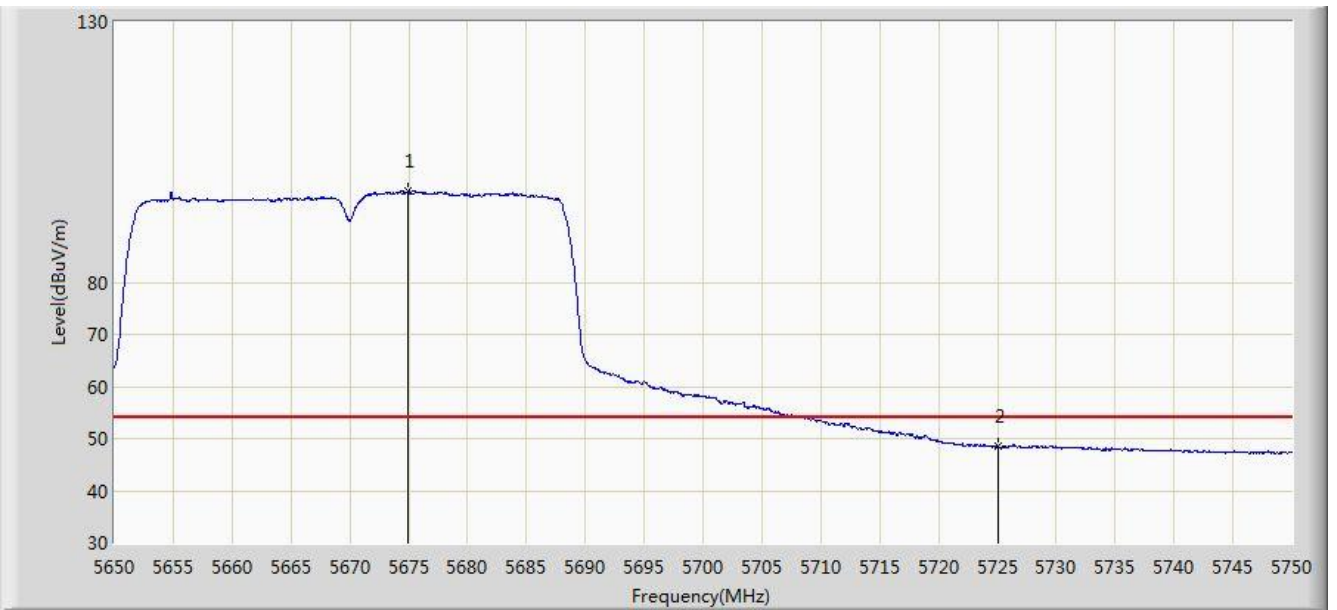


No	Flag	Mark	Frequency (MHz)	Measure Level (dBuV/m)	Reading Level (dBuV)	Over Limit (dB)	Limit (dBuV/m)	Factor (dB)	Type
1		*	5665.800	113.757	109.027	N/A	N/A	4.729	PK
2			5725.000	67.125	62.096	-6.875	74.000	5.029	PK
3			5725.300	67.760	62.729	-6.240	74.000	5.031	PK

Note: Measure Level (dBuV/m) = Reading Level (dBuV) + Factor (dB)

Factor (dB) = Cable Loss (dB) + Antenna Factor (dB) (dB/m) - Pre_Amplifier Gain (dB)

Site: AC1	Time: 2017/08/29 - 21:33
Limit: FCC_Part15.209_RE(3m)	Engineer: Kevin Ker
Probe: BBHA9120D_1GHz_18GHz	Polarity: Horizontal
EUT: AC220 Wi-Fi AP OD directional antenna US	Power: DC 54V
Test Mode: Transmit by 802.11n-HT40 at channel 5510MHz Ant 1 + 2 (Beam-Forming Mode)	



No	Flag	Mark	Frequency (MHz)	Measure Level (dBuV/m)	Reading Level (dBuV)	Over Limit (dB)	Limit (dBuV/m)	Factor (dB)	Type
1		*	5674.950	97.551	92.784	N/A	N/A	4.767	AV
2			5725.000	48.538	43.509	-5.462	54.000	5.029	AV

Note: Measure Level (dBuV/m) = Reading Level (dBuV) + Factor (dB)

Factor (dB) = Cable Loss (dB) + Antenna Factor (dB) (dB/m) - Pre_Amplifier Gain (dB)

Site: AC1	Time: 2017/08/29 - 21:30
Limit: FCC_Part15.209_RE(3m)	Engineer: Kevin Ker
Probe: BBHA9120D_1GHz_18GHz	Polarity: Vertical
EUT: AC220 Wi-Fi AP OD directional antenna US	Power: DC 54V
Test Mode: Transmit by 802.11n-HT40 at channel 5510MHz Ant 1 + 2 (Beam-Forming Mode)	

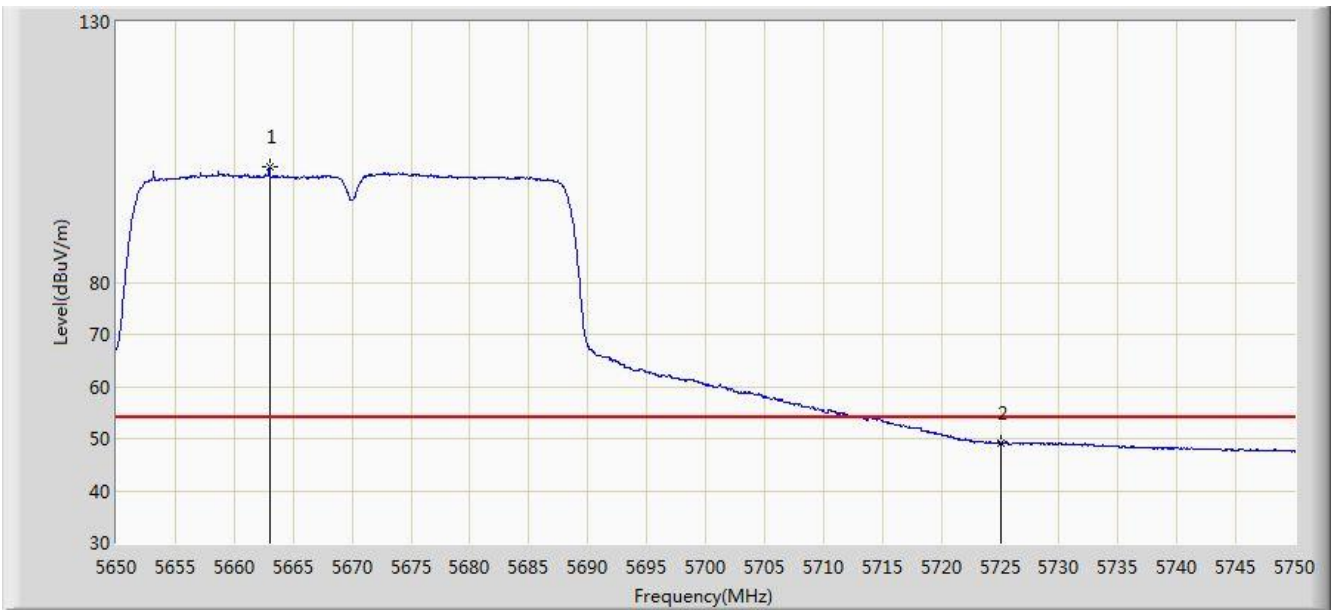


No	Flag	Mark	Frequency (MHz)	Measure Level (dBuV/m)	Reading Level (dBuV)	Over Limit (dB)	Limit (dBuV/m)	Factor (dB)	Type
1		*	5662.900	117.834	113.115	N/A	N/A	4.719	PK
2			5725.000	65.993	60.964	-8.007	74.000	5.029	PK
3			5725.900	73.031	67.996	-0.969	74.000	5.036	PK

Note: Measure Level (dB μ V/m) = Reading Level (dB μ V) + Factor (dB)

Factor (dB) = Cable Loss (dB) + Antenna Factor (dB) (dB/m) - Pre_Amplifier Gain (dB)

Site: AC1	Time: 2017/08/29 - 21:31
Limit: FCC_Part15.209_RE(3m)	Engineer: Kevin Ker
Probe: BBHA9120D_1GHz_18GHz	Polarity: Vertical
EUT: AC220 Wi-Fi AP OD directional antenna US	Power: DC 54V
Test Mode: Transmit by 802.11n-HT40 at channel 5510MHz Ant 1 + 2 (Beam-Forming Mode)	

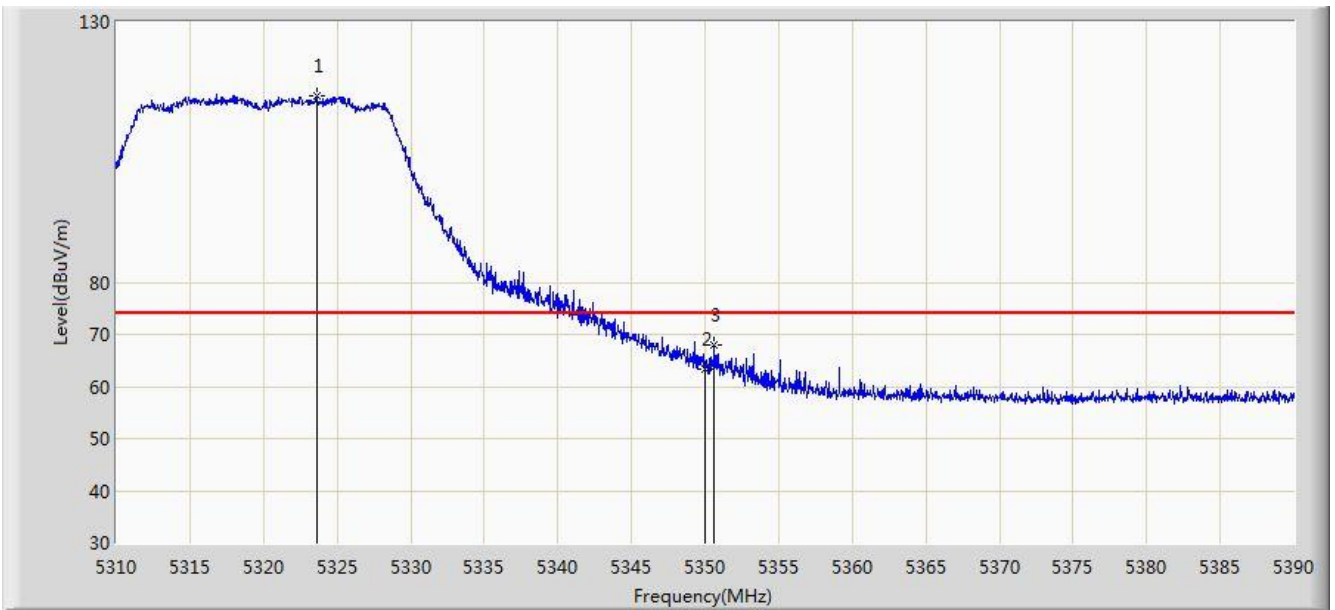


No	Flag	Mark	Frequency (MHz)	Measure Level (dBuV/m)	Reading Level (dBuV)	Over Limit (dB)	Limit (dBuV/m)	Factor (dB)	Type
1		*	5663.000	102.123	97.404	N/A	N/A	4.719	AV
2			5725.000	49.081	44.052	-4.919	54.000	5.029	AV

Note: Measure Level (dBuV/m) = Reading Level (dBuV) + Factor (dB)

Factor (dB) = Cable Loss (dB) + Antenna Factor (dB) (dB/m) - Pre_Amplifier Gain (dB)

Site: AC1	Time: 2017/08/29 - 22:48
Limit: FCC_Part15.209_RE(3m)	Engineer: Kevin Ker
Probe: BBHA9120D_1GHz_18GHz	Polarity: Horizontal
EUT: AC220 Wi-Fi AP OD directional antenna US	Power: DC 54V
Test Mode: Transmit by 802.11ac-VHT20 at channel 5320MHz Ant 1 + 2 (Beam-Forming Mode)	

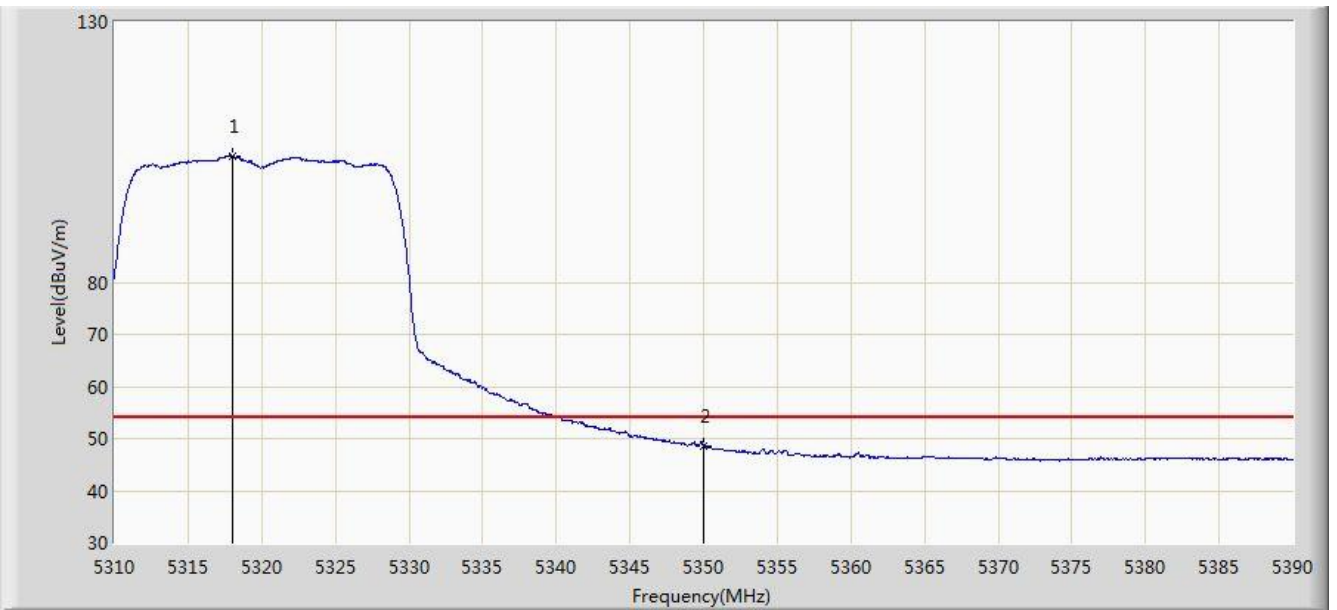


No	Flag	Mark	Frequency (MHz)	Measure Level (dBuV/m)	Reading Level (dBuV)	Over Limit (dB)	Limit (dBuV/m)	Factor (dB)	Type
1		*	5323.680	115.915	112.059	N/A	N/A	3.855	PK
2			5350.000	63.462	59.557	-10.538	74.000	3.904	PK
3			5350.600	67.909	64.003	-6.091	74.000	3.906	PK

Note: Measure Level (dBuV/m) = Reading Level (dBuV) + Factor (dB)

Factor (dB) = Cable Loss (dB) + Antenna Factor (dB) (dB/m) - Pre_Amplifier Gain (dB)

Site: AC1	Time: 2017/08/29 - 22:50
Limit: FCC_Part15.209_RE(3m)	Engineer: Kevin Ker
Probe: BBHA9120D_1GHz_18GHz	Polarity: Horizontal
EUT: AC220 Wi-Fi AP OD directional antenna US	Power: DC 54V
Test Mode: Transmit by 802.11ac-VHT20 at channel 5320MHz Ant 1 + 2 (Beam-Forming Mode)	

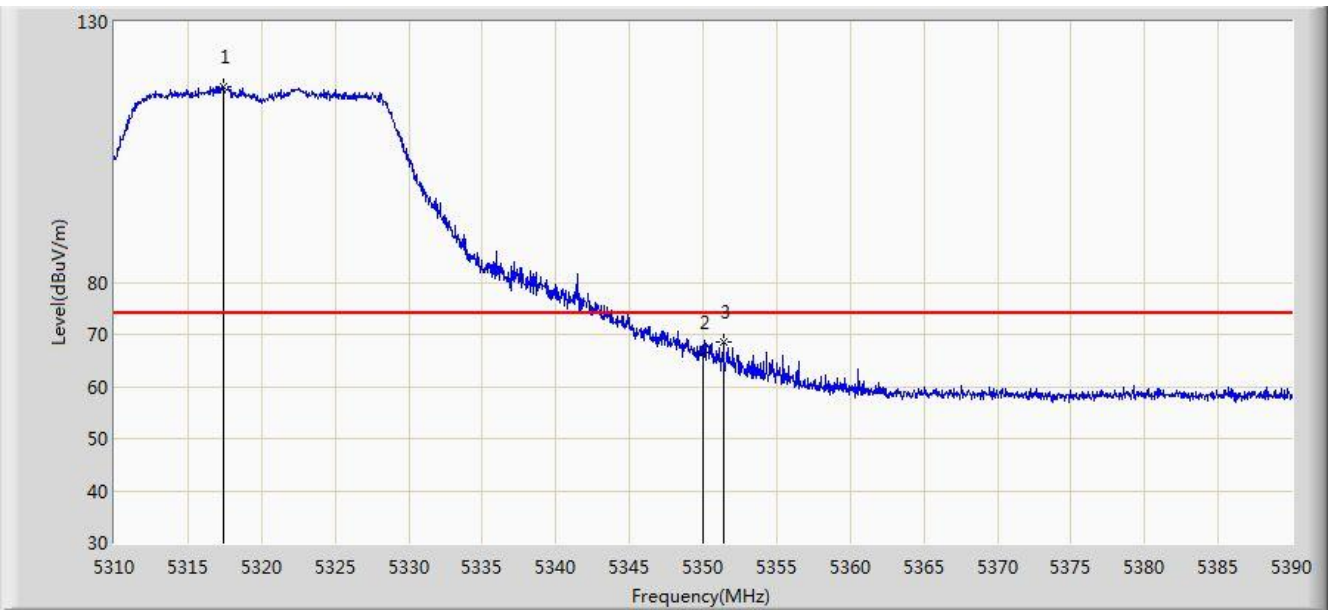


No	Flag	Mark	Frequency (MHz)	Measure Level (dBuV/m)	Reading Level (dBuV)	Over Limit (dB)	Limit (dBuV/m)	Factor (dB)	Type
1		*	5318.040	104.132	100.287	N/A	N/A	3.845	AV
2			5350.000	48.536	44.631	-5.464	54.000	3.904	AV

Note: Measure Level (dBuV/m) = Reading Level (dBuV) + Factor (dB)

Factor (dB) = Cable Loss (dB) + Antenna Factor (dB) (dB/m) - Pre_Amplifier Gain (dB)

Site: AC1	Time: 2017/08/29 - 22:51
Limit: FCC_Part15.209_RE(3m)	Engineer: Kevin Ker
Probe: BBHA9120D_1GHz_18GHz	Polarity: Vertical
EUT: AC220 Wi-Fi AP OD directional antenna US	Power: DC 54V
Test Mode: Transmit by 802.11ac-VHT20 at channel 5320MHz Ant 1 + 2 (Beam-Forming Mode)	

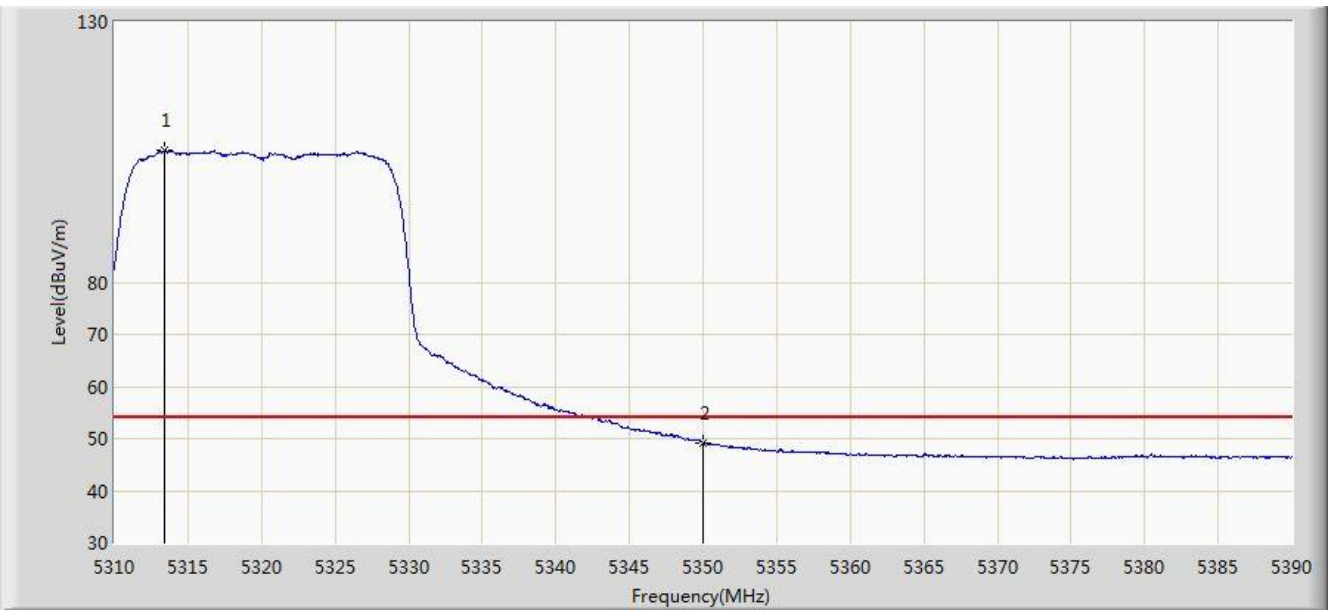


No	Flag	Mark	Frequency (MHz)	Measure Level (dBuV/m)	Reading Level (dBuV)	Over Limit (dB)	Limit (dBuV/m)	Factor (dB)	Type
1		*	5317.440	117.618	113.774	N/A	N/A	3.844	PK
2			5350.000	66.566	62.661	-7.434	74.000	3.904	PK
3			5351.400	68.457	64.550	-5.543	74.000	3.907	PK

Note: Measure Level (dB μ V/m) = Reading Level (dB μ V) + Factor (dB)

Factor (dB) = Cable Loss (dB) + Antenna Factor (dB) (dB/m) - Pre_Amplifier Gain (dB)

Site: AC1	Time: 2017/08/29 - 22:52
Limit: FCC_Part15.209_RE(3m)	Engineer: Kevin Ker
Probe: BBHA9120D_1GHz_18GHz	Polarity: Vertical
EUT: AC220 Wi-Fi AP OD directional antenna US	Power: DC 54V
Test Mode: Transmit by 802.11ac-VHT20 at channel 5320MHz Ant 1 + 2 (Beam-Forming Mode)	

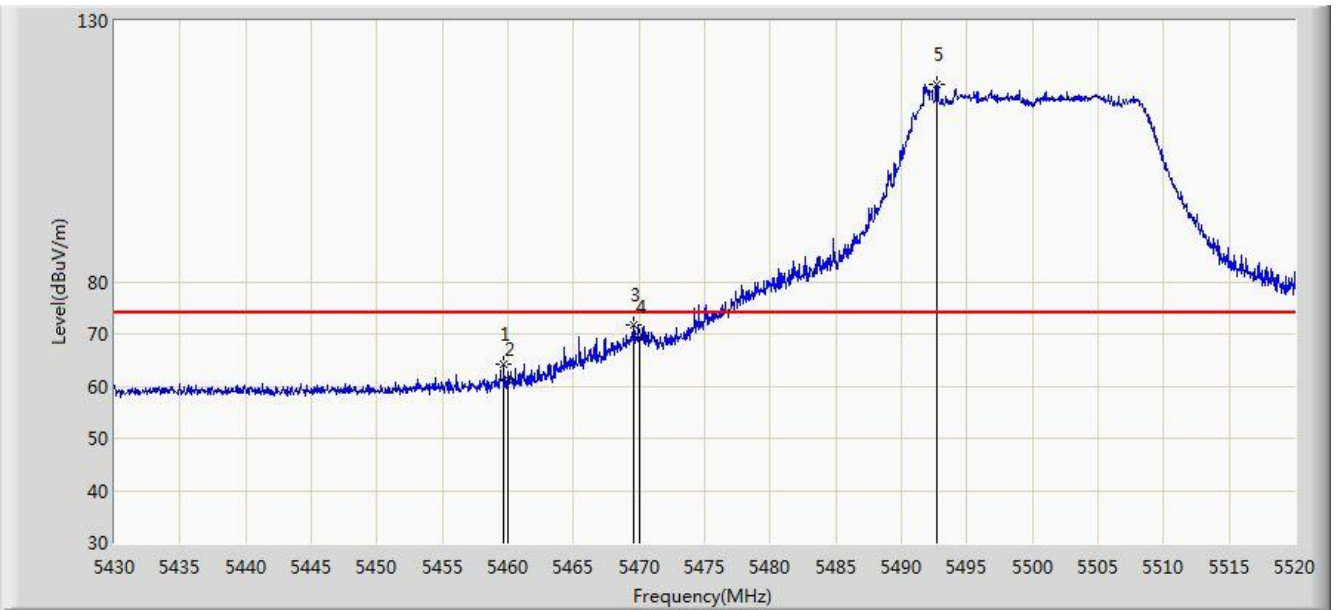


No	Flag	Mark	Frequency (MHz)	Measure Level (dBuV/m)	Reading Level (dBuV)	Over Limit (dB)	Limit (dBuV/m)	Factor (dB)	Type
1		*	5313.440	105.323	101.487	N/A	N/A	3.836	AV
2			5350.000	49.218	45.313	-4.782	54.000	3.904	AV

Note: Measure Level (dBuV/m) = Reading Level (dBuV) + Factor (dB)

Factor (dB) = Cable Loss (dB) + Antenna Factor (dB) (dB/m) - Pre_Amplifier Gain (dB)

Site: AC1	Time: 2017/08/29 - 22:53
Limit: FCC_Part15.209_RE(3m)	Engineer: Kevin Ker
Probe: BBHA9120D_1GHz_18GHz	Polarity: Horizontal
EUT: AC220 Wi-Fi AP OD directional antenna US	Power: DC 54V
Test Mode: Transmit by 802.11ac-VHT20 at channel 5500MHz Ant 1 + 2 (Beam-Forming Mode)	

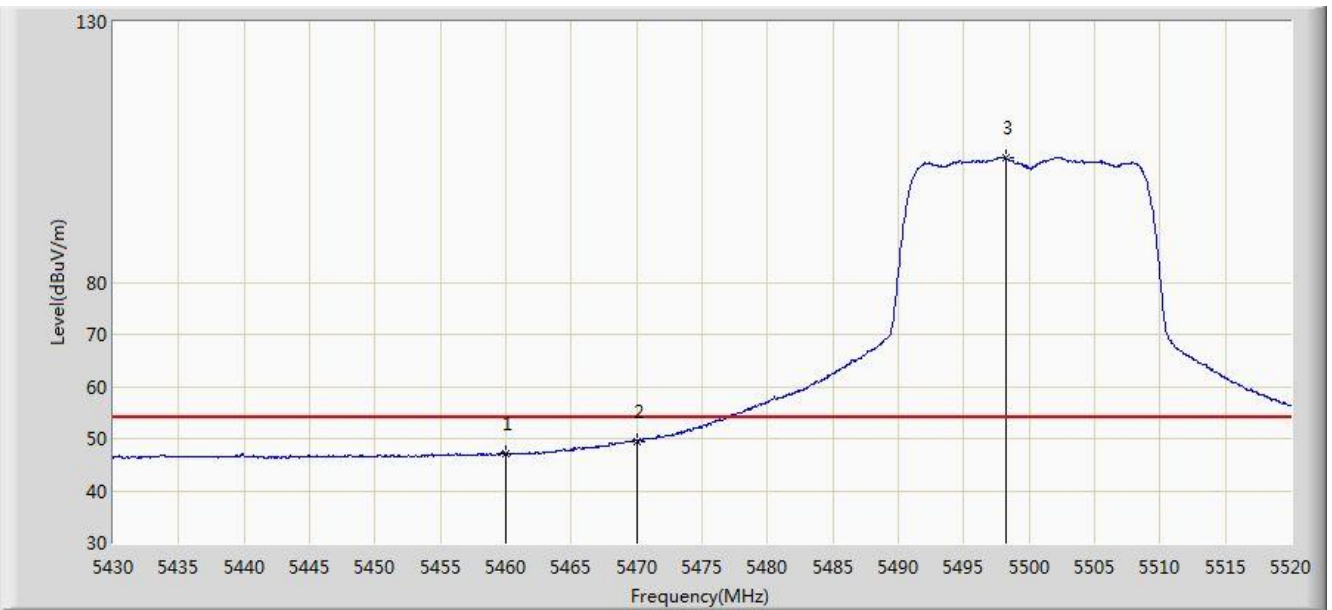


No	Flag	Mark	Frequency (MHz)	Measure Level (dBuV/m)	Reading Level (dBuV)	Over Limit (dB)	Limit (dBuV/m)	Factor (dB)	Type
1			5459.700	64.107	59.927	-9.893	74.000	4.180	PK
2			5460.000	61.271	57.091	-12.729	74.000	4.180	PK
3			5469.555	71.775	67.574	-2.225	74.000	4.202	PK
4			5470.000	69.377	65.175	-4.623	74.000	4.202	PK
5		*	5492.685	117.942	113.688	N/A	N/A	4.254	PK

Note: Measure Level (dB μ V/m) = Reading Level (dB μ V) + Factor (dB)

Factor (dB) = Cable Loss (dB) + Antenna Factor (dB) (dB/m) - Pre_Amplifier Gain (dB)

Site: AC1	Time: 2017/08/29 - 22:57
Limit: FCC_Part15.209_RE(3m)	Engineer: Kevin Ker
Probe: BBHA9120D_1GHz_18GHz	Polarity: Horizontal
EUT: AC220 Wi-Fi AP OD directional antenna US	Power: DC 54V
Test Mode: Transmit by 802.11ac-VHT20 at channel 5500MHz Ant 1 + 2 (Beam-Forming Mode)	

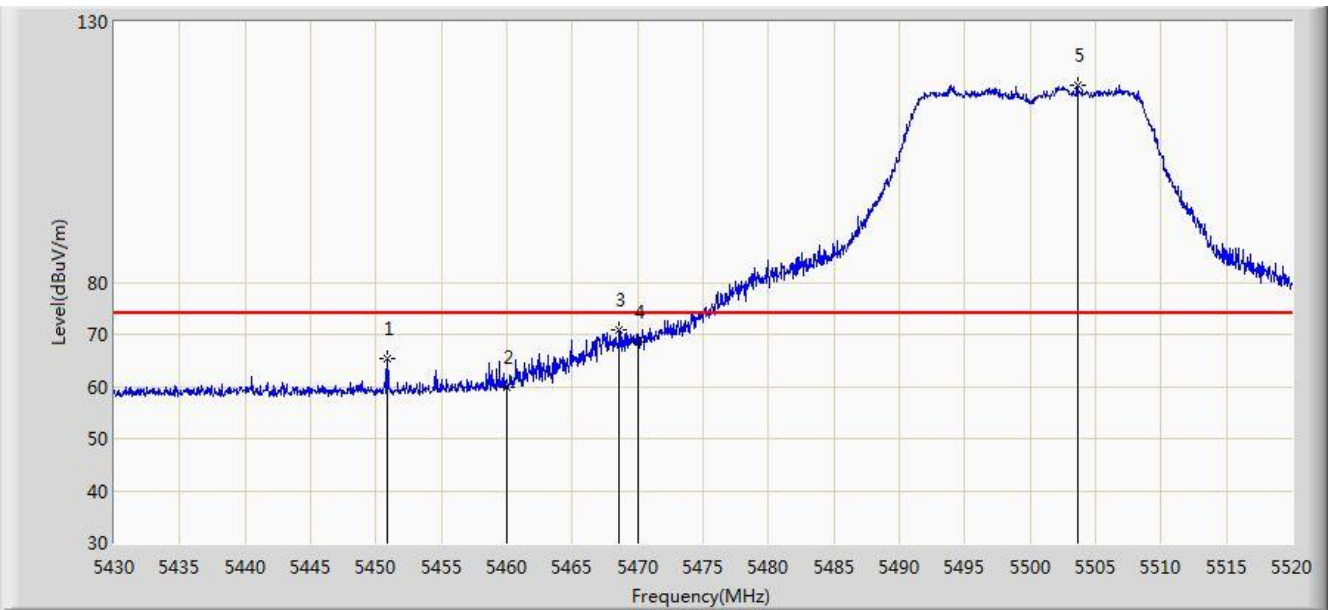


No	Flag	Mark	Frequency (MHz)	Measure Level (dBuV/m)	Reading Level (dBuV)	Over Limit (dB)	Limit (dBuV/m)	Factor (dB)	Type
1			5460.000	47.077	42.897	-6.923	54.000	4.180	AV
2			5470.000	49.516	45.314	-4.484	54.000	4.202	AV
3		*	5498.265	103.793	99.526	N/A	N/A	4.267	AV

Note: Measure Level (dBμV/m) = Reading Level (dBμV) + Factor (dB)

Factor (dB) = Cable Loss (dB) + Antenna Factor (dB) (dB/m) - Pre_Amplifier Gain (dB)

Site: AC1	Time: 2017/08/29 - 23:01
Limit: FCC_Part15.209_RE(3m)	Engineer: Kevin Ker
Probe: BBHA9120D_1GHz_18GHz	Polarity: Vertical
EUT: AC220 Wi-Fi AP OD directional antenna US	Power: DC 54V
Test Mode: Transmit by 802.11ac-VHT20 at channel 5500MHz Ant 1 + 2 (Beam-Forming Mode)	

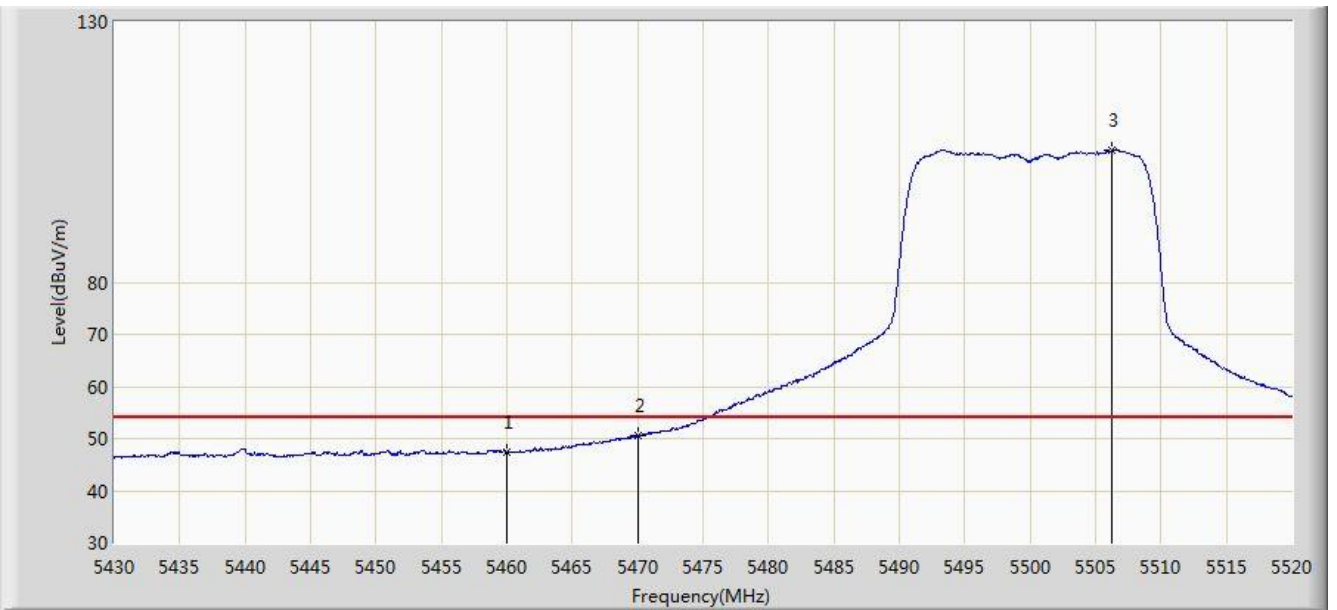


No	Flag	Mark	Frequency (MHz)	Measure Level (dBuV/m)	Reading Level (dBuV)	Over Limit (dB)	Limit (dBuV/m)	Factor (dB)	Type
1			5450.880	65.413	61.255	-8.587	74.000	4.158	PK
2			5460.000	59.997	55.817	-14.003	74.000	4.180	PK
3			5468.610	70.977	66.778	-3.023	74.000	4.199	PK
4			5470.000	68.447	64.245	-5.553	74.000	4.202	PK
5		*	5503.620	117.741	113.458	N/A	N/A	4.283	PK

Note: Measure Level (dB μ V/m) = Reading Level (dB μ V) + Factor (dB)

Factor (dB) = Cable Loss (dB) + Antenna Factor (dB) (dB/m) - Pre_Amplifier Gain (dB)

Site: AC1	Time: 2017/08/29 - 23:02
Limit: FCC_Part15.209_RE(3m)	Engineer: Kevin Ker
Probe: BBHA9120D_1GHz_18GHz	Polarity: Vertical
EUT: AC220 Wi-Fi AP OD directional antenna US	Power: DC 54V
Test Mode: Transmit by 802.11ac-VHT20 at channel 5500MHz Ant 1 + 2 (Beam-Forming Mode)	

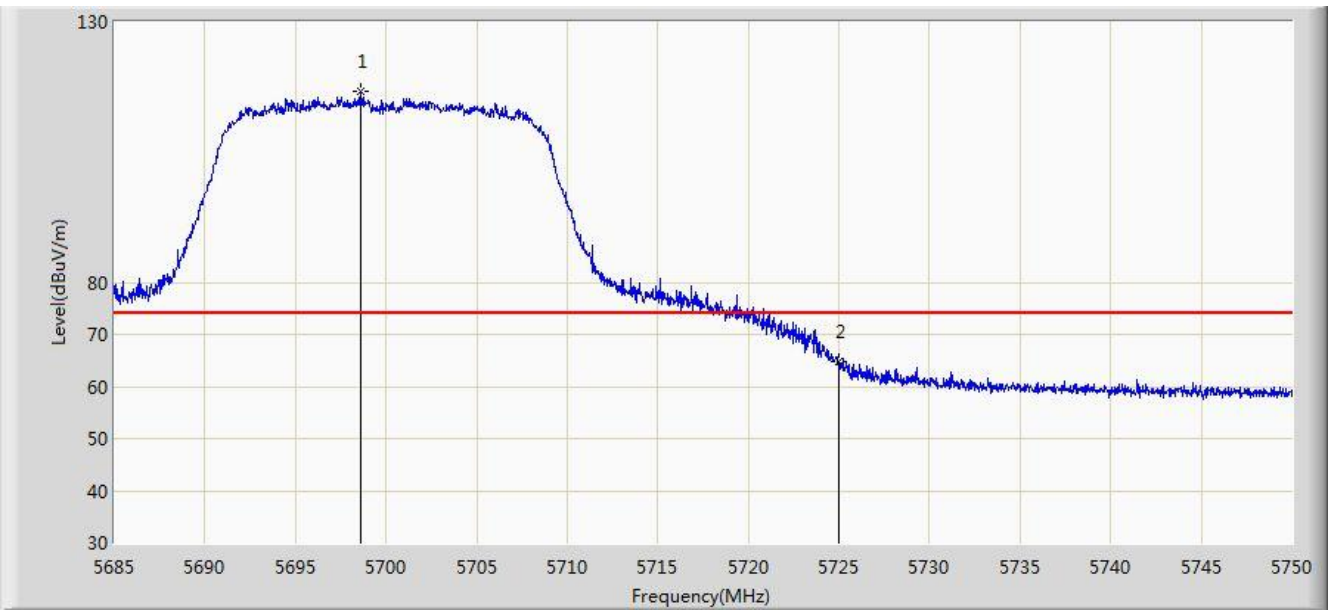


No	Flag	Mark	Frequency (MHz)	Measure Level (dBuV/m)	Reading Level (dBuV)	Over Limit (dB)	Limit (dBuV/m)	Factor (dB)	Type
1			5460.000	47.396	43.216	-6.604	54.000	4.180	AV
2			5470.000	50.577	46.375	-3.423	54.000	4.202	AV
3		*	5506.275	105.346	101.056	N/A	N/A	4.291	AV

Note: Measure Level (dB μ V/m) = Reading Level (dB μ V) + Factor (dB)

Factor (dB) = Cable Loss (dB) + Antenna Factor (dB) (dB/m) - Pre_Amplifier Gain (dB)

Site: AC1	Time: 2017/08/29 - 23:22
Limit: FCC_Part15.209_RE(3m)	Engineer: Kevin Ker
Probe: BBHA9120D_1GHz_18GHz	Polarity: Horizontal
EUT: AC220 Wi-Fi AP OD directional antenna US	Power: DC 54V
Test Mode: Transmit by 802.11ac-VHT20 at channel 5700MHz Ant 1 + 2 (Beam-Forming Mode)	

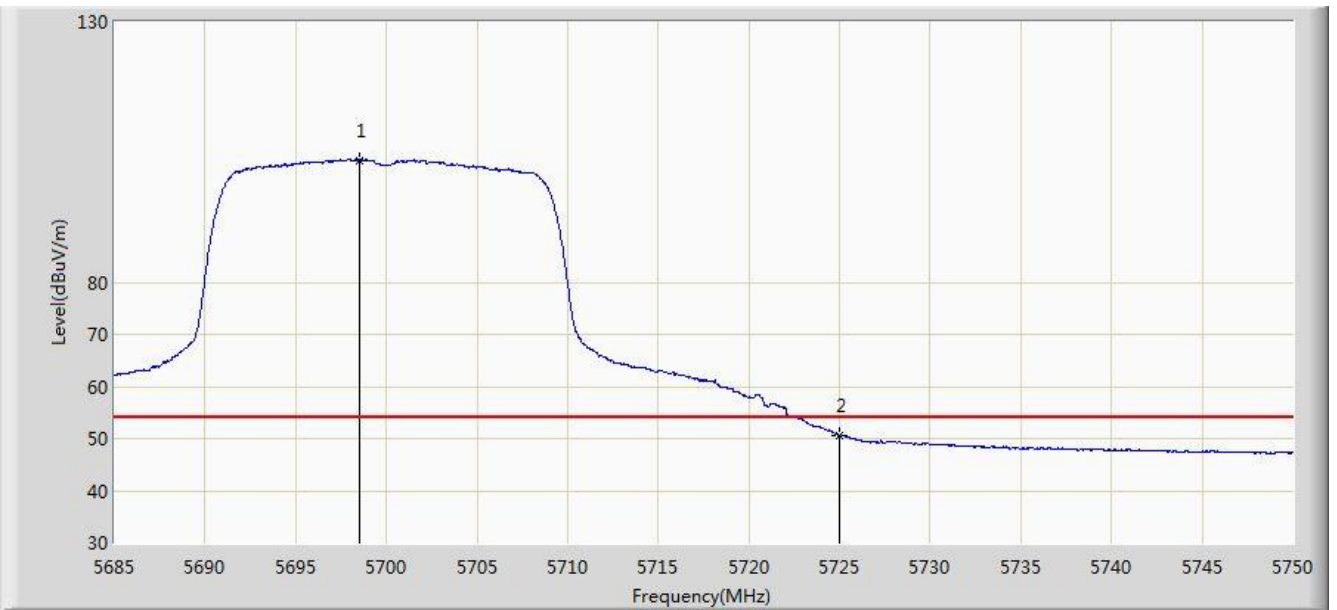


No	Flag	Mark	Frequency (MHz)	Measure Level (dBuV/m)	Reading Level (dBuV)	Over Limit (dB)	Limit (dBuV/m)	Factor (dB)	Type
1		*	5698.585	116.614	111.743	N/A	N/A	4.871	PK
2			5725.000	64.873	59.844	-9.127	74.000	5.029	PK

Note: Measure Level (dBuV/m) = Reading Level (dBuV) + Factor (dB)

Factor (dB) = Cable Loss (dB) + Antenna Factor (dB) (dB/m) - Pre_Amplifier Gain (dB)

Site: AC1	Time: 2017/08/29 - 23:25
Limit: FCC_Part15.209_RE(3m)	Engineer: Kevin Ker
Probe: BBHA9120D_1GHz_18GHz	Polarity: Horizontal
EUT: AC220 Wi-Fi AP OD directional antenna US	Power: DC 54V
Test Mode: Transmit by 802.11ac-VHT20 at channel 5700MHz Ant 1 + 2 (Beam-Forming Mode)	

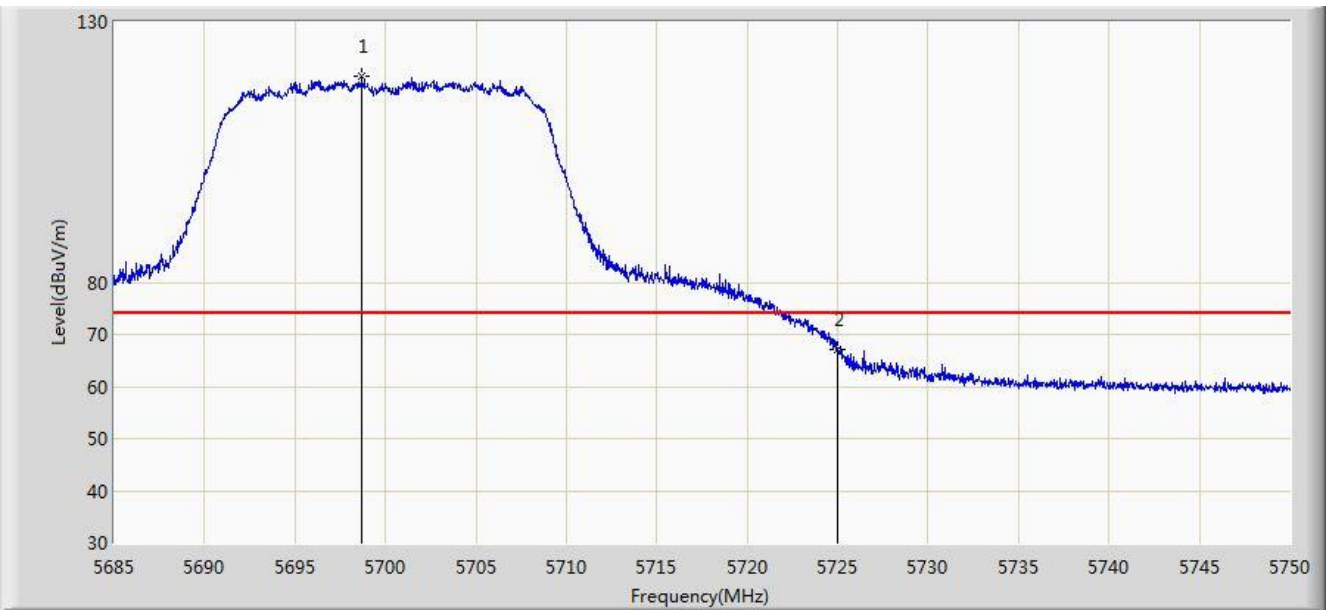


No	Flag	Mark	Frequency (MHz)	Measure Level (dBuV/m)	Reading Level (dBuV)	Over Limit (dB)	Limit (dBuV/m)	Factor (dB)	Type
1		*	5698.520	103.464	98.594	N/A	N/A	4.871	AV
2			5725.000	50.708	45.679	-3.292	54.000	5.029	AV

Note: Measure Level (dBuV/m) = Reading Level (dBuV) + Factor (dB)

Factor (dB) = Cable Loss (dB) + Antenna Factor (dB) (dB/m) - Pre_Amplifier Gain (dB)

Site: AC1	Time: 2017/08/29 - 23:21
Limit: FCC_Part15.209_RE(3m)	Engineer: Kevin Ker
Probe: BBHA9120D_1GHz_18GHz	Polarity: Vertical
EUT: AC220 Wi-Fi AP OD directional antenna US	Power: DC 54V
Test Mode: Transmit by 802.11ac-VHT20 at channel 5700MHz Ant 1 + 2 (Beam-Forming Mode)	

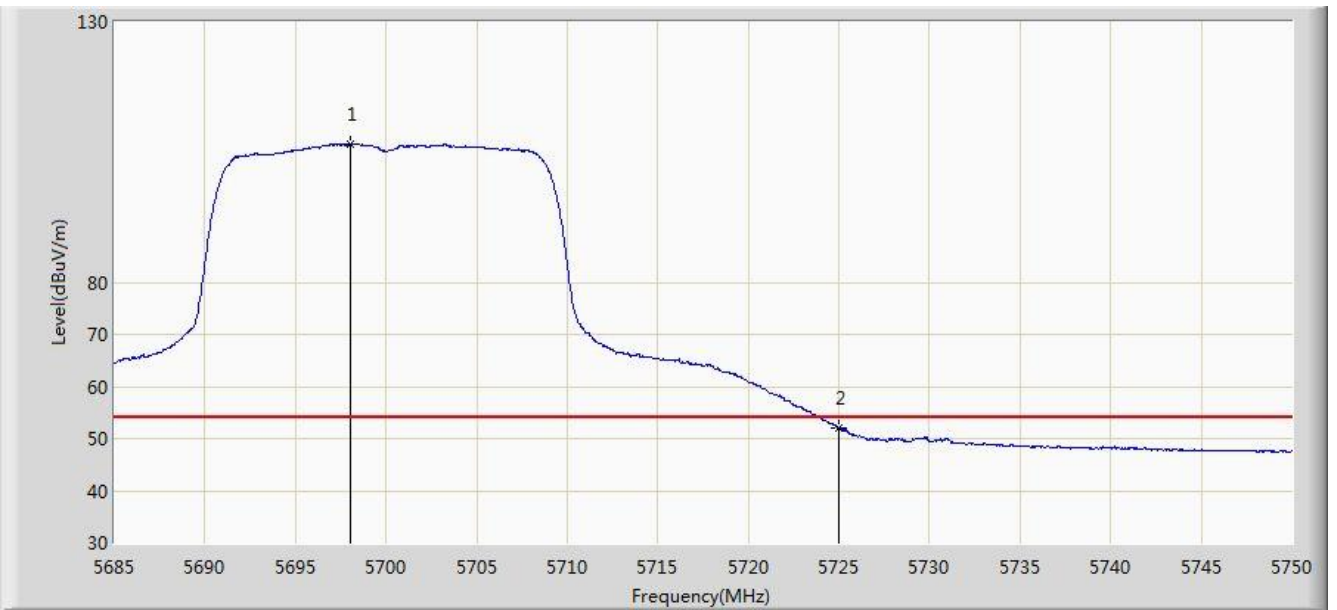


No	Flag	Mark	Frequency (MHz)	Measure Level (dBuV/m)	Reading Level (dBuV)	Over Limit (dB)	Limit (dBuV/m)	Factor (dB)	Type
1		*	5698.683	119.583	114.712	N/A	N/A	4.871	PK
2			5725.000	67.211	62.182	-6.789	74.000	5.029	PK

Note: Measure Level (dB μ V/m) = Reading Level (dB μ V) + Factor (dB)

Factor (dB) = Cable Loss (dB) + Antenna Factor (dB) (dB/m) - Pre_Amplifier Gain (dB)

Site: AC1	Time: 2017/08/29 - 23:21
Limit: FCC_Part15.209_RE(3m)	Engineer: Kevin Ker
Probe: BBHA9120D_1GHz_18GHz	Polarity: Vertical
EUT: AC220 Wi-Fi AP OD directional antenna US	Power: DC 54V
Test Mode: Transmit by 802.11ac-VHT20 at channel 5700MHz Ant 1 + 2 (Beam-Forming Mode)	

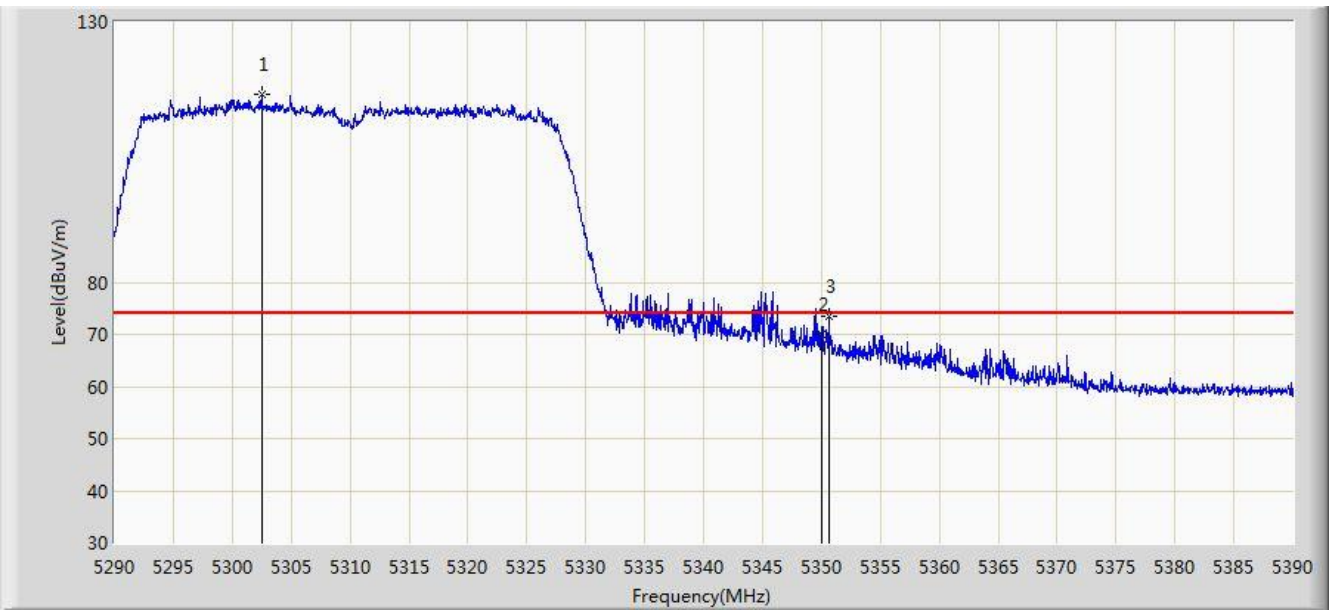


No	Flag	Mark	Frequency (MHz)	Measure Level (dBuV/m)	Reading Level (dBuV)	Over Limit (dB)	Limit (dBuV/m)	Factor (dB)	Type
1		*	5698.000	106.616	101.748	N/A	N/A	4.868	AV
2			5725.000	52.022	46.993	-1.978	54.000	5.029	AV

Note: Measure Level (dBuV/m) = Reading Level (dBuV) + Factor (dB)

Factor (dB) = Cable Loss (dB) + Antenna Factor (dB) (dB/m) - Pre_Amplifier Gain (dB)

Site: AC1	Time: 2017/08/30 - 00:34
Limit: FCC_Part15.209_RE(3m)	Engineer: Kevin Ker
Probe: BBHA9120D_1GHz_18GHz	Polarity: Horizontal
EUT: AC220 Wi-Fi AP OD directional antenna US	Power: DC 54V
Test Mode: Transmit by 802.11ac-VHT40 at channel 5310MHz Ant 1 + 2 (Beam-Forming Mode)	

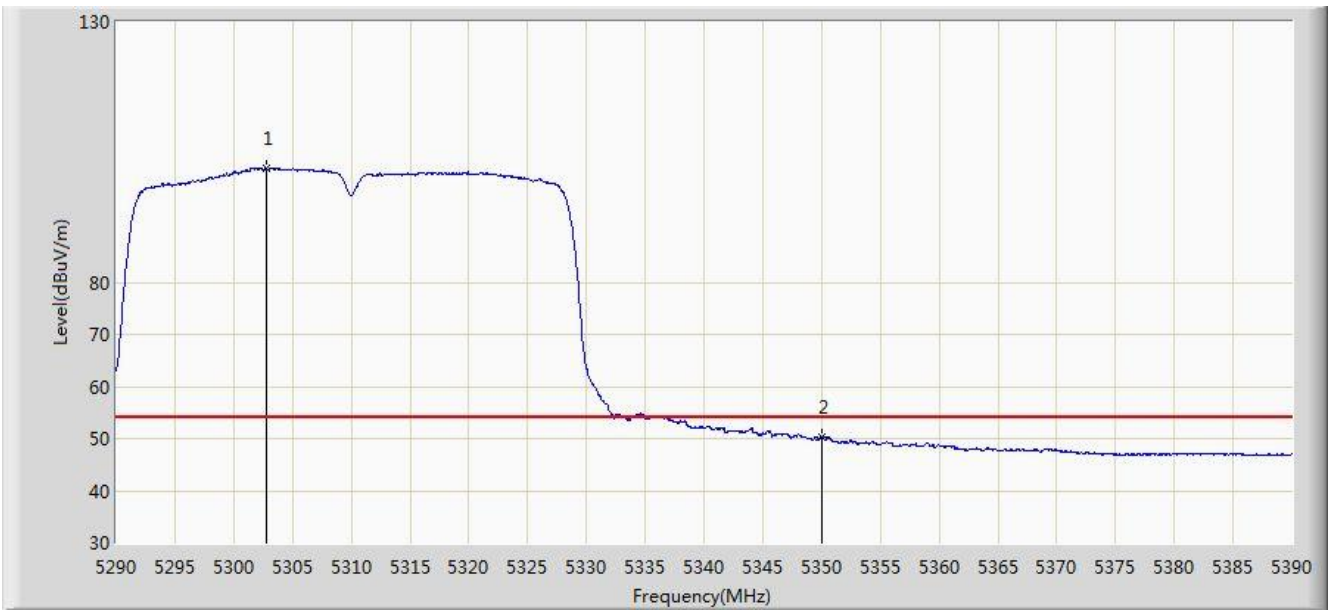


No	Flag	Mark	Frequency (MHz)	Measure Level (dBuV/m)	Reading Level (dBuV)	Over Limit (dB)	Limit (dBuV/m)	Factor (dB)	Type
1		*	5302.500	116.048	112.232	N/A	N/A	3.816	PK
2			5350.000	69.989	66.084	-4.011	74.000	3.904	PK
3			5350.600	73.468	69.562	-0.532	74.000	3.906	PK

Note: Measure Level (dB μ V/m) = Reading Level (dB μ V) + Factor (dB)

Factor (dB) = Cable Loss (dB) + Antenna Factor (dB) (dB/m) - Pre_Amplifier Gain (dB)

Site: AC1	Time: 2017/08/30 - 00:36
Limit: FCC_Part15.209_RE(3m)	Engineer: Kevin Ker
Probe: BBHA9120D_1GHz_18GHz	Polarity: Horizontal
EUT: AC220 Wi-Fi AP OD directional antenna US	Power: DC 54V
Test Mode: Transmit by 802.11ac-VHT40 at channel 5310MHz Ant 1 + 2 (Beam-Forming Mode)	

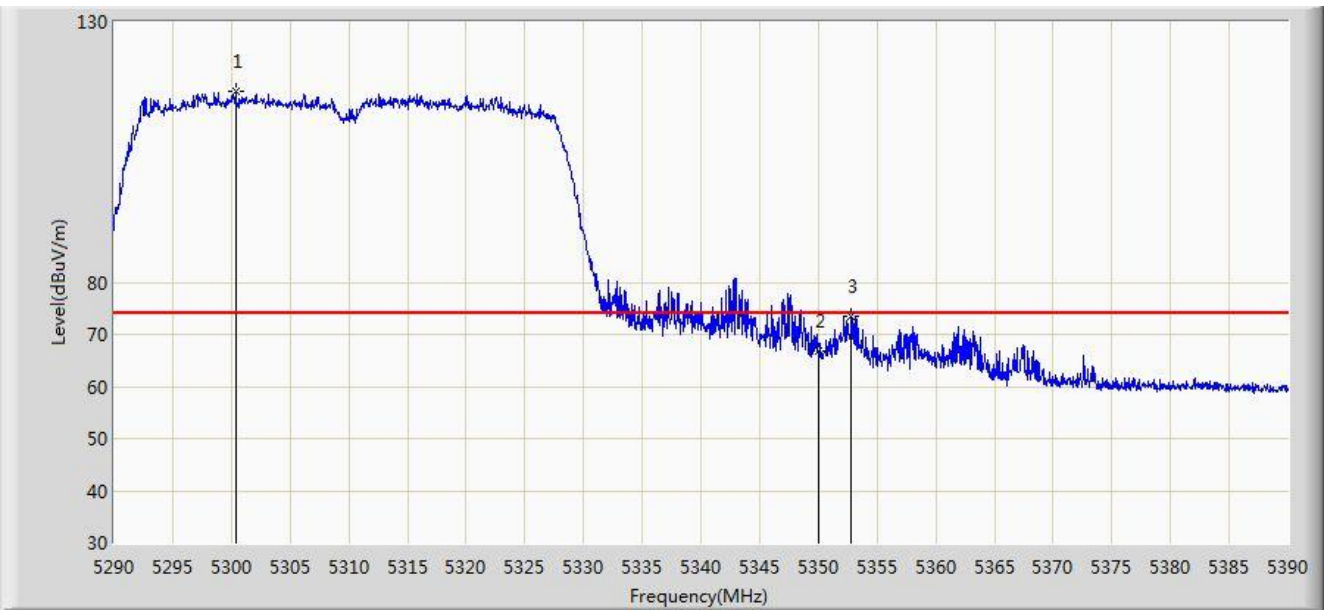


No	Flag	Mark	Frequency (MHz)	Measure Level (dBuV/m)	Reading Level (dBuV)	Over Limit (dB)	Limit (dBuV/m)	Factor (dB)	Type
1		*	5302.750	101.944	98.128	N/A	N/A	3.816	AV
2			5350.000	50.273	46.368	-3.727	54.000	3.904	AV

Note: Measure Level (dBuV/m) = Reading Level (dBuV) + Factor (dB)

Factor (dB) = Cable Loss (dB) + Antenna Factor (dB) (dB/m) - Pre_Amplifier Gain (dB)

Site: AC1	Time: 2017/08/30 - 00:36
Limit: FCC_Part15.209_RE(3m)	Engineer: Kevin Ker
Probe: BBHA9120D_1GHz_18GHz	Polarity: Vertical
EUT: AC220 Wi-Fi AP OD directional antenna US	Power: DC 54V
Test Mode: Transmit by 802.11ac-VHT40 at channel 5310MHz Ant 1 + 2 (Beam-Forming Mode)	

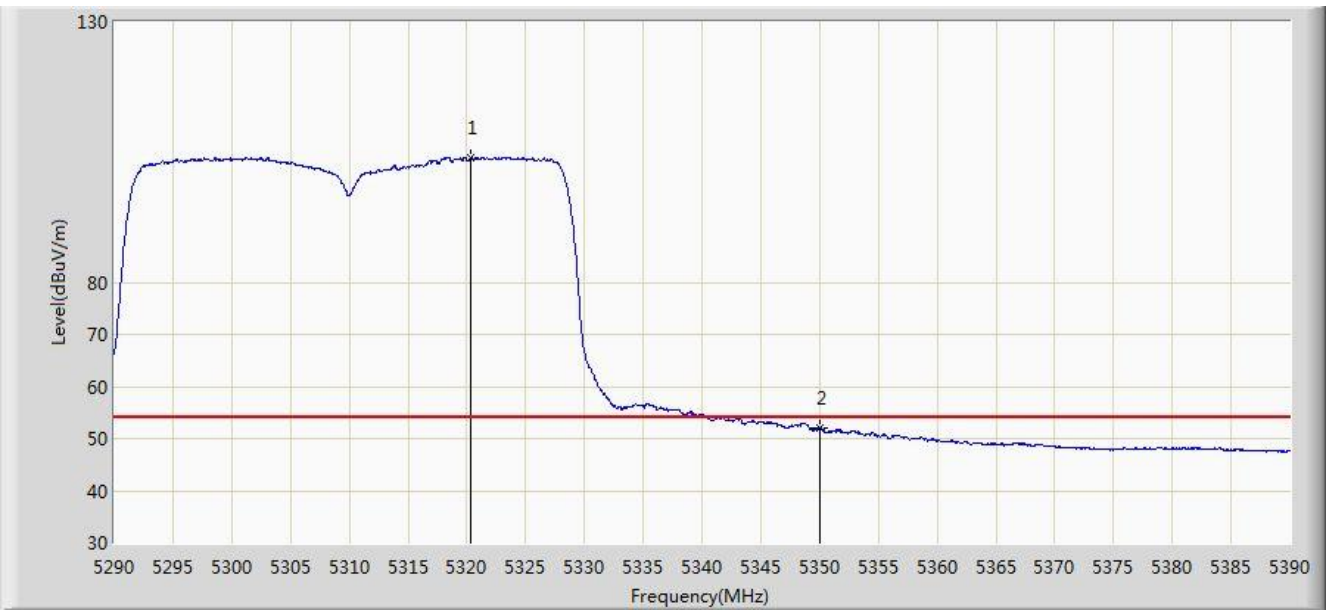


No	Flag	Mark	Frequency (MHz)	Measure Level (dBuV/m)	Reading Level (dBuV)	Over Limit (dB)	Limit (dBuV/m)	Factor (dB)	Type
1		*	5300.400	116.565	112.752	N/A	N/A	3.813	PK
2			5350.000	66.863	62.958	-7.137	74.000	3.904	PK
3			5352.800	73.552	69.642	-0.448	74.000	3.910	PK

Note: Measure Level (dBμV/m) = Reading Level (dBμV) + Factor (dB)

Factor (dB) = Cable Loss (dB) + Antenna Factor (dB) (dB/m) - Pre_Amplifier Gain (dB)

Site: AC1	Time: 2017/08/30 - 00:41
Limit: FCC_Part15.209_RE(3m)	Engineer: Kevin Ker
Probe: BBHA9120D_1GHz_18GHz	Polarity: Vertical
EUT: AC220 Wi-Fi AP OD directional antenna US	Power: DC 54V
Test Mode: Transmit by 802.11ac-VHT40 at channel 5310MHz Ant 1 + 2 (Beam-Forming Mode)	

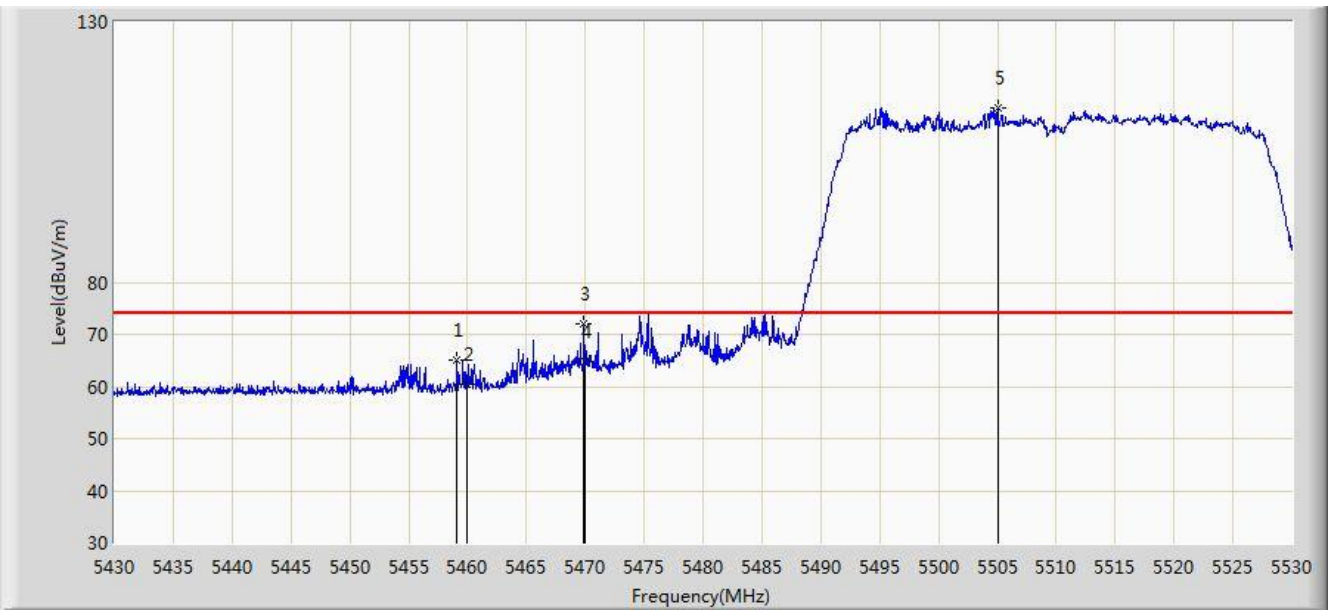


No	Flag	Mark	Frequency (MHz)	Measure Level (dBuV/m)	Reading Level (dBuV)	Over Limit (dB)	Limit (dBuV/m)	Factor (dB)	Type
1		*	5320.300	103.769	99.920	N/A	N/A	3.849	AV
2			5350.000	51.943	48.038	-2.057	54.000	3.904	AV

Note: Measure Level (dBuV/m) = Reading Level (dBuV) + Factor (dB)

Factor (dB) = Cable Loss (dB) + Antenna Factor (dB) (dB/m) - Pre_Amplifier Gain (dB)

Site: AC1	Time: 2017/08/30 - 00:52
Limit: FCC_Part15.209_RE(3m)	Engineer: Kevin Ker
Probe: BBHA9120D_1GHz_18GHz	Polarity: Horizontal
EUT: AC220 Wi-Fi AP OD directional antenna US	Power: DC 54V
Test Mode: Transmit by 802.11ac-VHT40 at channel 5510MHz Ant 1 + 2 (Beam-Forming Mode)	

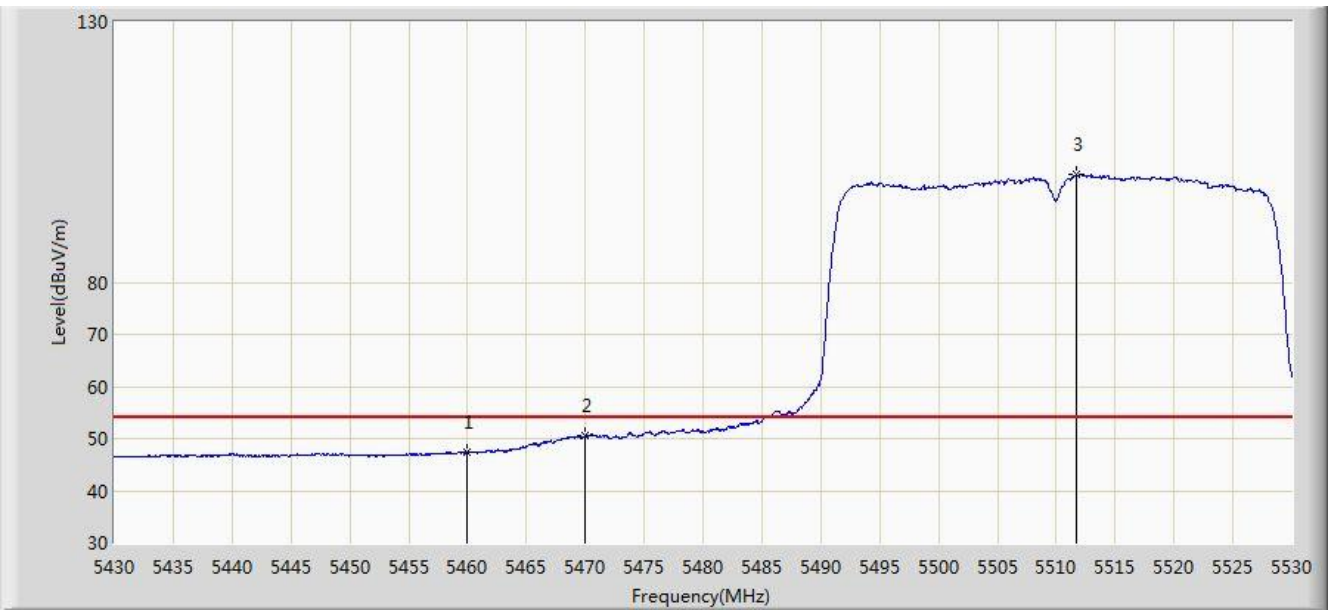


No	Flag	Mark	Frequency (MHz)	Measure Level (dBuV/m)	Reading Level (dBuV)	Over Limit (dB)	Limit (dBuV/m)	Factor (dB)	Type
1			5459.100	64.966	60.788	-9.034	74.000	4.178	PK
2			5460.000	60.437	56.257	-13.563	74.000	4.180	PK
3			5469.900	71.907	67.705	-2.093	74.000	4.202	PK
4			5470.000	64.840	60.638	-9.160	74.000	4.202	PK
5		*	5505.050	113.460	109.173	N/A	N/A	4.287	PK

Note: Measure Level (dB μ V/m) = Reading Level (dB μ V) + Factor (dB)

Factor (dB) = Cable Loss (dB) + Antenna Factor (dB) (dB/m) - Pre_Amplifier Gain (dB)

Site: AC1	Time: 2017/08/30 - 00:53
Limit: FCC_Part15.209_RE(3m)	Engineer: Kevin Ker
Probe: BBHA9120D_1GHz_18GHz	Polarity: Horizontal
EUT: AC220 Wi-Fi AP OD directional antenna US	Power: DC 54V
Test Mode: Transmit by 802.11ac-VHT40 at channel 5510MHz Ant 1 + 2 (Beam-Forming Mode)	

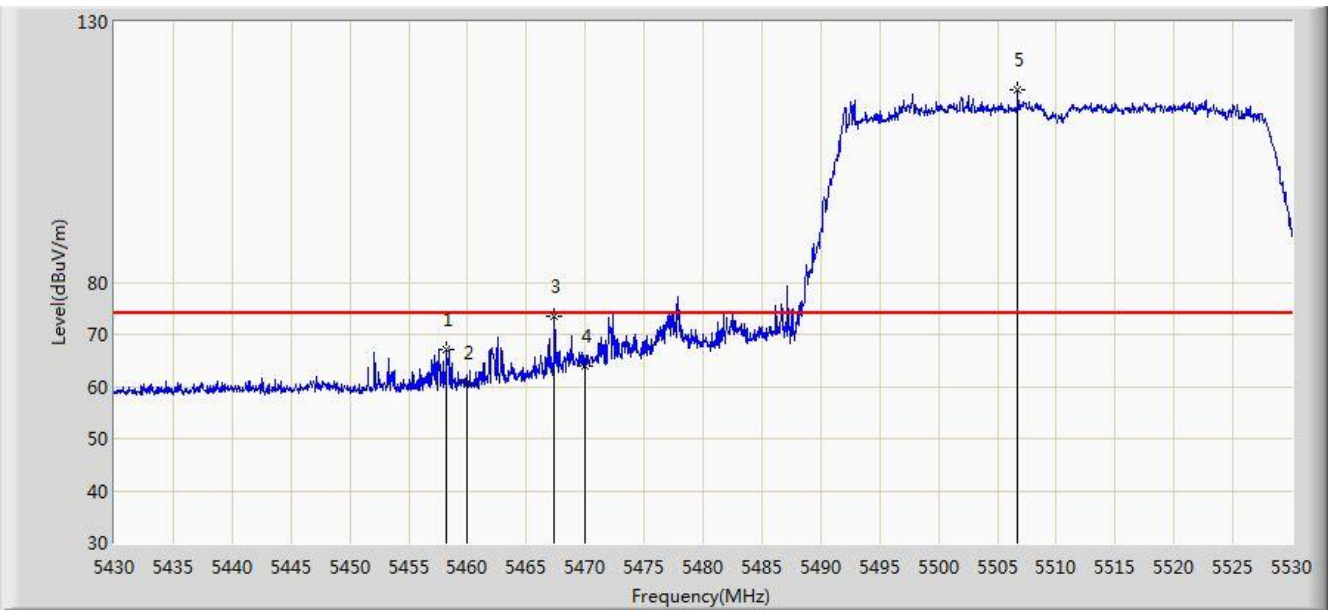


No	Flag	Mark	Frequency (MHz)	Measure Level (dBuV/m)	Reading Level (dBuV)	Over Limit (dB)	Limit (dBuV/m)	Factor (dB)	Type
1			5460.000	47.287	43.107	-6.713	54.000	4.180	AV
2			5470.000	50.438	46.236	-3.562	54.000	4.202	AV
3		*	5511.700	100.767	96.461	N/A	N/A	4.306	AV

Note: Measure Level (dBuV/m) = Reading Level (dBuV) + Factor (dB)

Factor (dB) = Cable Loss (dB) + Antenna Factor (dB) (dB/m) - Pre_Amplifier Gain (dB)

Site: AC1	Time: 2017/08/30 - 00:54
Limit: FCC_Part15.209_RE(3m)	Engineer: Kevin Ker
Probe: BBHA9120D_1GHz_18GHz	Polarity: Vertical
EUT: AC220 Wi-Fi AP OD directional antenna US	Power: DC 54V
Test Mode: Transmit by 802.11ac-VHT40 at channel 5510MHz Ant 1 + 2 (Beam-Forming Mode)	

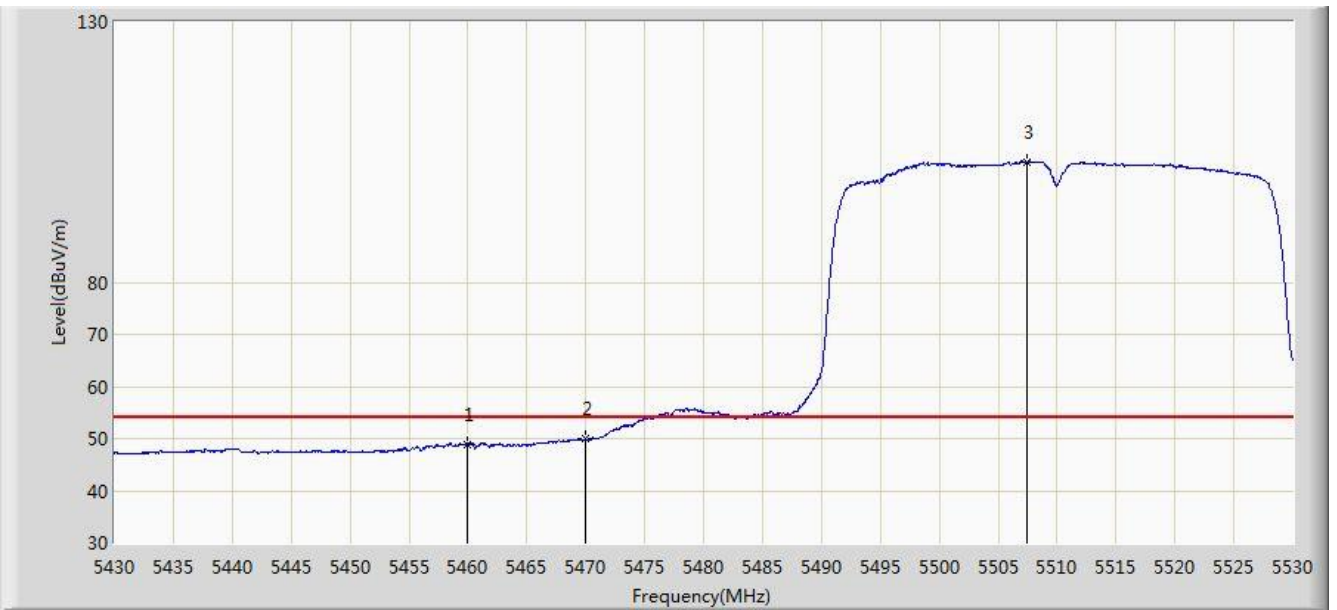


No	Flag	Mark	Frequency (MHz)	Measure Level (dBuV/m)	Reading Level (dBuV)	Over Limit (dB)	Limit (dBuV/m)	Factor (dB)	Type
1			5458.200	67.085	62.909	-6.915	74.000	4.176	PK
2			5460.000	60.779	56.599	-13.221	74.000	4.180	PK
3			5467.400	73.500	69.303	-0.500	74.000	4.196	PK
4			5470.000	63.913	59.711	-10.087	74.000	4.202	PK
5		*	5506.750	116.964	112.672	N/A	N/A	4.292	PK

Note: Measure Level (dBμV/m) = Reading Level (dBμV) + Factor (dB)

Factor (dB) = Cable Loss (dB) + Antenna Factor (dB) (dB/m) - Pre_Amplifier Gain (dB)

Site: AC1	Time: 2017/08/30 - 00:55
Limit: FCC_Part15.209_RE(3m)	Engineer: Kevin Ker
Probe: BBHA9120D_1GHz_18GHz	Polarity: Vertical
EUT: AC220 Wi-Fi AP OD directional antenna US	Power: DC 54V
Test Mode: Transmit by 802.11ac-VHT40 at channel 5510MHz Ant 1 + 2 (Beam-Forming Mode)	

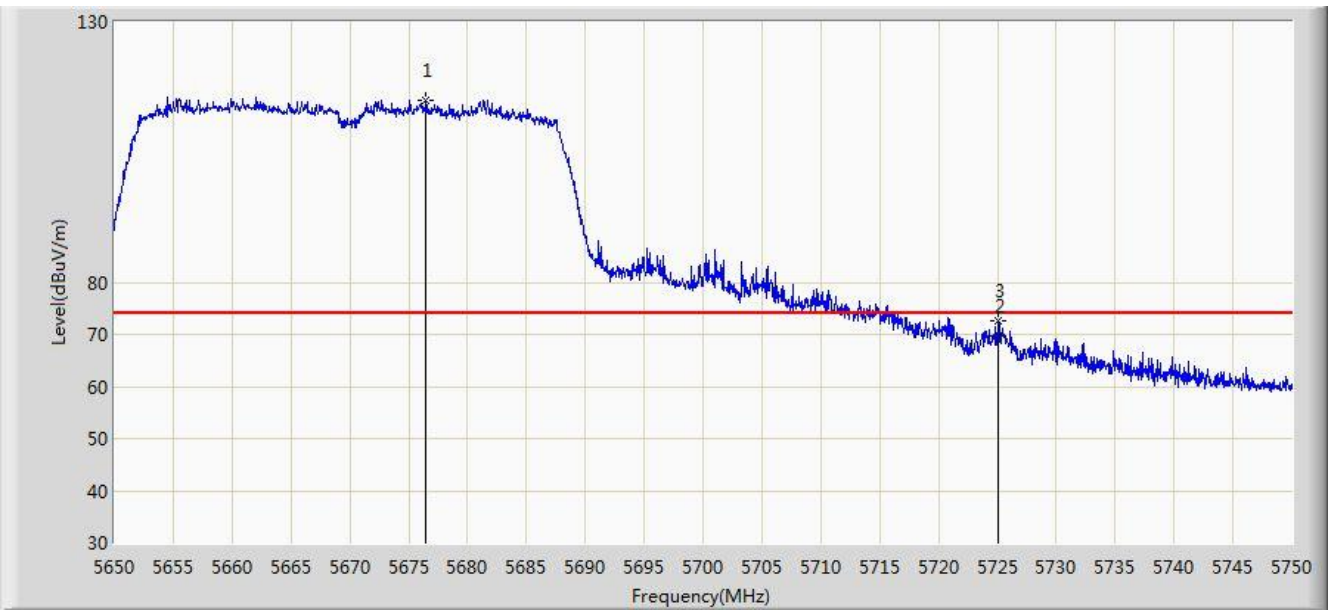


No	Flag	Mark	Frequency (MHz)	Measure Level (dBuV/m)	Reading Level (dBuV)	Over Limit (dB)	Limit (dBuV/m)	Factor (dB)	Type
1			5460.000	48.950	44.770	-5.050	54.000	4.180	AV
2			5470.000	49.921	45.719	-4.079	54.000	4.202	AV
3		*	5507.500	103.146	98.852	N/A	N/A	4.294	AV

Note: Measure Level (dBμV/m) = Reading Level (dBμV) + Factor (dB)

Factor (dB) = Cable Loss (dB) + Antenna Factor (dB) (dB/m) - Pre_Amplifier Gain (dB)

Site: AC1	Time: 2017/08/30 - 01:03
Limit: FCC_Part15.209_RE(3m)	Engineer: Kevin Ker
Probe: BBHA9120D_1GHz_18GHz	Polarity: Horizontal
EUT: AC220 Wi-Fi AP OD directional antenna US	Power: DC 54V
Test Mode: Transmit by 802.11ac-VHT40 at channel 5670MHz Ant 1 + 2 (Beam-Forming Mode)	

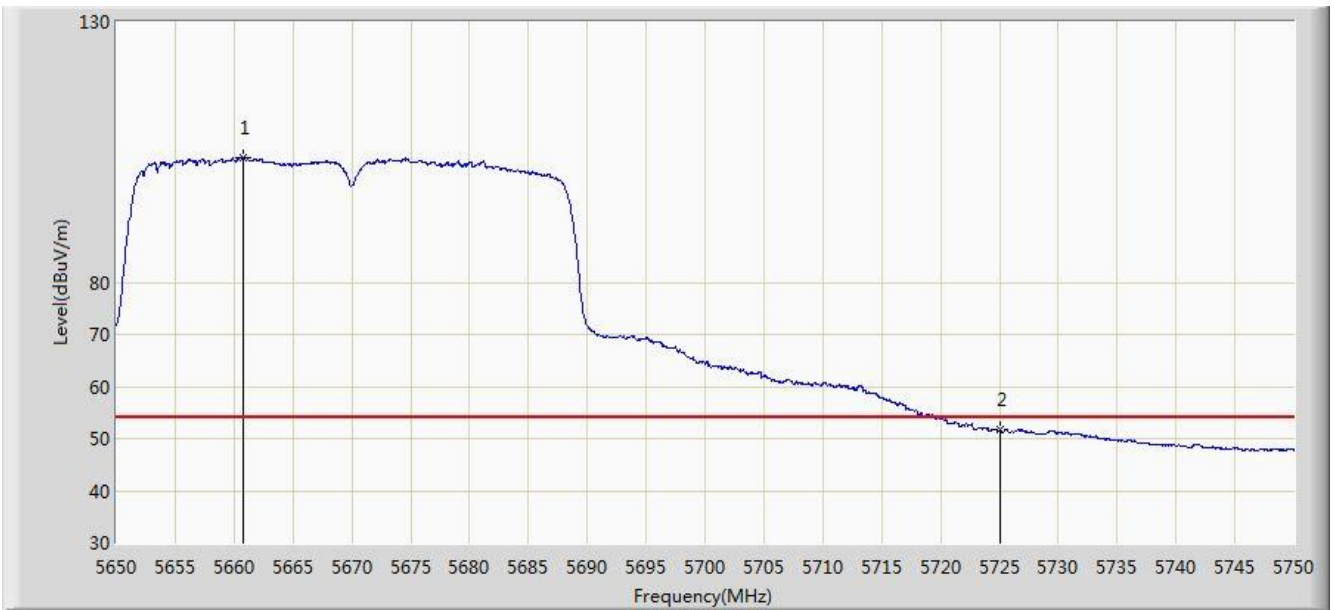


No	Flag	Mark	Frequency (MHz)	Measure Level (dBuV/m)	Reading Level (dBuV)	Over Limit (dB)	Limit (dBuV/m)	Factor (dB)	Type
1		*	5676.500	115.019	110.246	N/A	N/A	4.772	PK
2			5725.000	69.578	64.549	-4.422	74.000	5.029	PK
3			5725.100	72.471	67.441	-1.529	74.000	5.030	PK

Note: Measure Level (dBμV/m) = Reading Level (dBμV) + Factor (dB)

Factor (dB) = Cable Loss (dB) + Antenna Factor (dB) (dB/m) - Pre_Amplifier Gain (dB)

Site: AC1	Time: 2017/08/30 - 01:05
Limit: FCC_Part15.209_RE(3m)	Engineer: Kevin Ker
Probe: BBHA9120D_1GHz_18GHz	Polarity: Horizontal
EUT: AC220 Wi-Fi AP OD directional antenna US	Power: DC 54V
Test Mode: Transmit by 802.11ac-VHT40 at channel 5670MHz Ant 1 + 2 (Beam-Forming Mode)	



No	Flag	Mark	Frequency (MHz)	Measure Level (dBuV/m)	Reading Level (dBuV)	Over Limit (dB)	Limit (dBuV/m)	Factor (dB)	Type
1		*	5660.800	103.820	99.110	N/A	N/A	4.709	AV
2			5725.000	51.623	46.594	-2.377	54.000	5.029	AV

Note: Measure Level (dBuV/m) = Reading Level (dBuV) + Factor (dB)

Factor (dB) = Cable Loss (dB) + Antenna Factor (dB) (dB/m) - Pre_Amplifier Gain (dB)