



FCC 15C & 15E Test Photograph

Description: Front view of Conducted Emission Test Setup



Description: Back view of Conducted Emission Test Setup



Description: AC220 Wi-Fi AP OD directional antenna US Radiated Emission Test Setup for 9kHz ~ 30MHz



Description: AC220 Wi-Fi AP OD external antenna US Radiated Emission Test Setup for 9kHz ~ 30MHz



Description: AC220 Wi-Fi AP OD omni antenna US Radiated Emission Test Setup for 9kHz ~ 30MHz



Description: AC220 Wi-Fi AP OD directional antenna US Radiated Emission Test Setup for 30MHz ~ 1GHz




Description: AC220 Wi-Fi AP OD external antenna US Radiated Emission Test Setup for 30MHz ~ 1GHz




Description: AC220 Wi-Fi AP OD omni antenna US Radiated Emission Test Setup for 30MHz ~ 1GHz




Description: AC220 Wi-Fi AP OD directional antenna US Radiated Emission Test Setup for 1GHz ~ 18GHz




Description: AC220 Wi-Fi AP OD external antenna US Radiated Emission Test Setup for 1GHz ~ 18GHz




Description: AC220 Wi-Fi AP OD omni antenna US Radiated Emission Test Setup for 1GHz ~ 18GHz




Description: AC220 Wi-Fi AP OD directional antenna US Radiated Emission Test Setup for 18GHz ~ 40GHz



Description: AC220 Wi-Fi AP OD external antenna US Radiated Emission Test Setup for 18GHz ~ 40GHz



Description: AC220 Wi-Fi AP OD omni antenna US Radiated Emission Test Setup for 18GHz ~ 40GHz



Description: DFS Test Setup Photo

