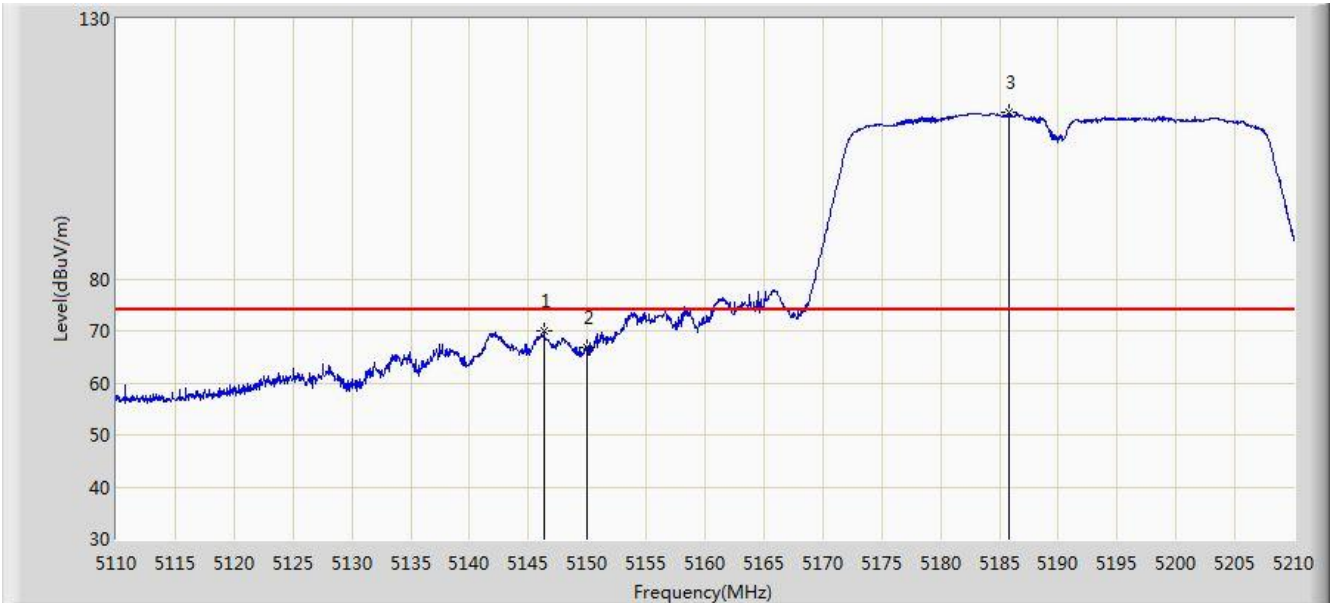


Site: AC1	Time: 2017/07/29 - 23:54
Limit: FCC_Part15.209_RE(3m)	Engineer: Kevin Ker
Probe: BBHA9120D_1GHz_18GHz	Polarity: Vertical
EUT: AC220 Wi-Fi AP OD external antenna US	Power: DC 54V
Test Mode: Transmit by 802.11n-HT40 at channel 5190MHz Ant 1 + 2 (CDD Mode)	

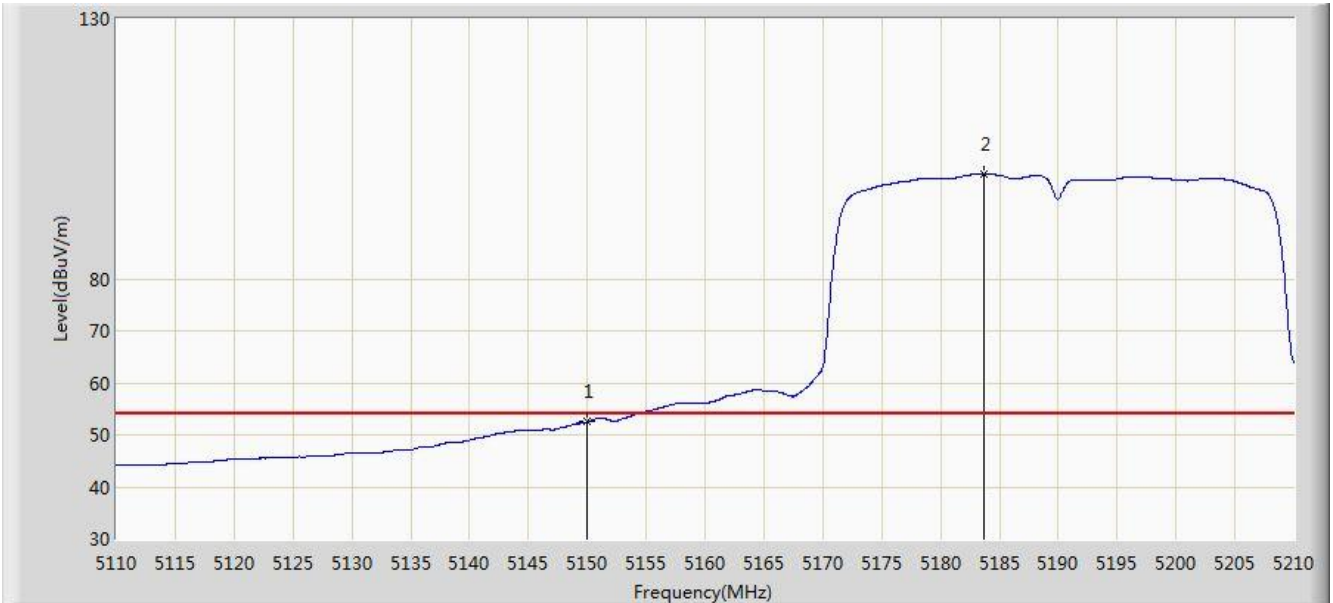


No	Flag	Mark	Frequency (MHz)	Measure Level (dBuV/m)	Reading Level (dBuV)	Margin (dB)	Limit (dBuV/m)	Factor (dB)	Type
1			5146.350	69.891	65.715	-4.109	74.000	4.176	PK
2			5150.000	66.950	62.781	-7.050	74.000	4.170	PK
3		*	5185.800	111.896	107.848	N/A	N/A	4.048	PK

Note: Measure Level (dB μ V/m) = Reading Level (dB μ V) + Factor (dB)

Factor (dB) = Cable Loss (dB) + Antenna Factor (dB) (dB/m) - Pre_Amplifier Gain (dB)

Site: AC1	Time: 2017/07/29 - 23:57
Limit: FCC_Part15.209_RE(3m)	Engineer: Kevin Ker
Probe: BBHA9120D_1GHz_18GHz	Polarity: Vertical
EUT: AC220 Wi-Fi AP OD external antenna US	Power: DC 54V
Test Mode: Transmit by 802.11n-HT40 at channel 5190MHz Ant 1 + 2 (CDD Mode)	

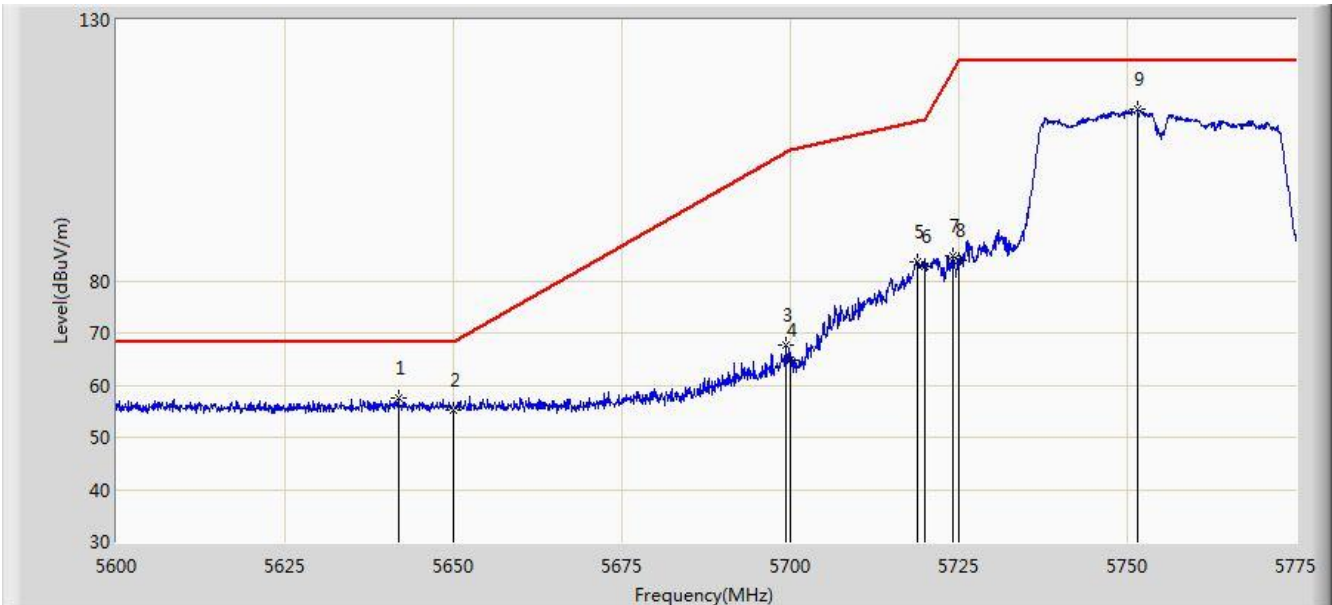


No	Flag	Mark	Frequency (MHz)	Measure Level (dBuV/m)	Reading Level (dBuV)	Margin (dB)	Limit (dBuV/m)	Factor (dB)	Type
1			5150.000	52.505	48.336	-1.495	54.000	4.170	AV
2		*	5183.650	100.217	96.161	N/A	N/A	4.056	AV

Note: Measure Level (dB μ V/m) = Reading Level (dB μ V) + Factor (dB)

Factor (dB) = Cable Loss (dB) + Antenna Factor (dB) (dB/m) - Pre_Amplifier Gain (dB)

Site: AC1	Time: 2017/07/30 - 00:32
Limit: FCC_Part15.407_RE(3m)	Engineer: Kevin Ker
Probe: BBHA9120D_1GHz_18GHz	Polarity: Horizontal
EUT: AC220 Wi-Fi AP OD external antenna US	Power: DC 54V
Test Mode: Transmit by 802.11n-HT40 at channel 5755MHz Ant 1 + 2 (CDD Mode)	

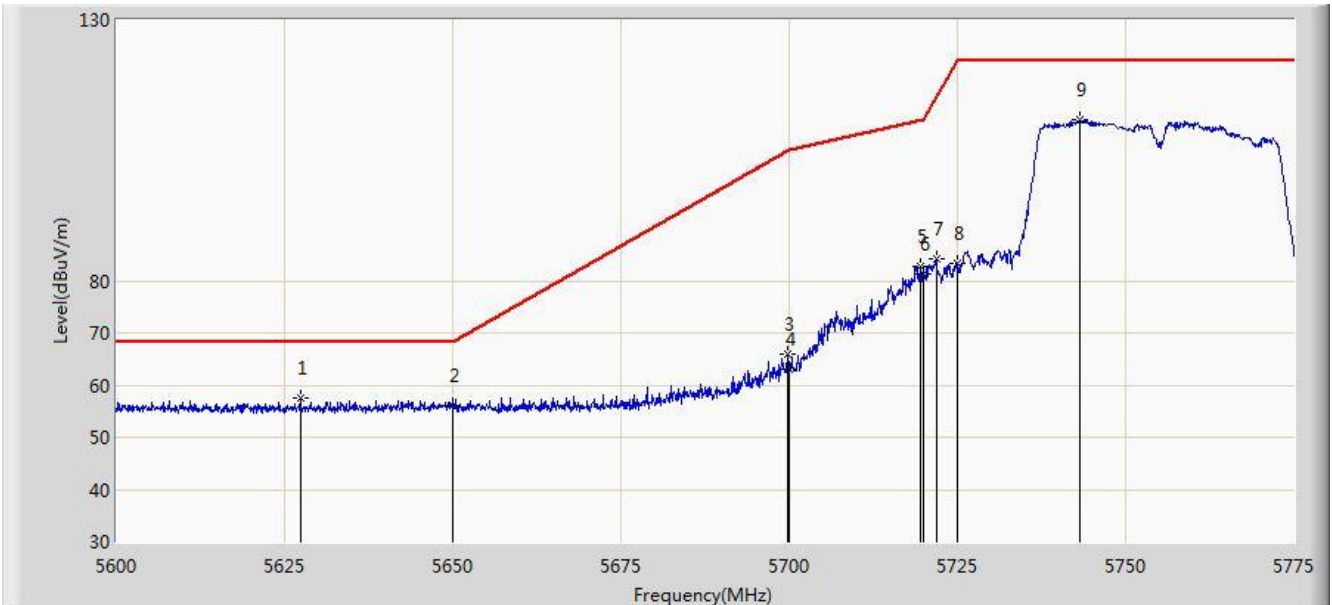


No	Flag	Mark	Frequency (MHz)	Measure Level (dBuV/m)	Reading Level (dBuV)	Margin (dB)	Limit (dBuV/m)	Factor (dB)	Type
1			5641.825	57.581	52.937	-10.619	68.200	4.644	PK
2			5650.000	55.158	50.487	-13.042	68.200	4.671	PK
3			5699.312	67.775	62.900	-36.998	104.773	4.874	PK
4			5700.000	64.763	59.885	-40.437	105.200	4.878	PK
5			5718.913	83.749	78.759	-26.747	110.496	4.990	PK
6			5720.000	82.723	77.726	-28.077	110.800	4.997	PK
7			5724.163	84.864	79.840	-35.429	120.292	5.024	PK
8			5725.000	83.782	78.753	-38.418	122.200	5.029	PK
9		*	5751.550	112.789	107.597	N/A	N/A	5.192	PK

Note: Measure Level (dBuV/m) = Reading Level (dBuV) + Factor (dB)

Factor (dB) = Cable Loss (dB) + Antenna Factor (dB) (dB/m) - Pre_Amplifier Gain (dB)

Site: AC1	Time: 2017/07/30 - 00:36
Limit: FCC_Part15.407_RE(3m)	Engineer: Kevin Ker
Probe: BBHA9120D_1GHz_18GHz	Polarity: Vertical
EUT: AC220 Wi-Fi AP OD external antenna US	Power: DC 54V
Test Mode: Transmit by 802.11n-HT40 at channel 5755MHz Ant 1 + 2 (CDD Mode)	

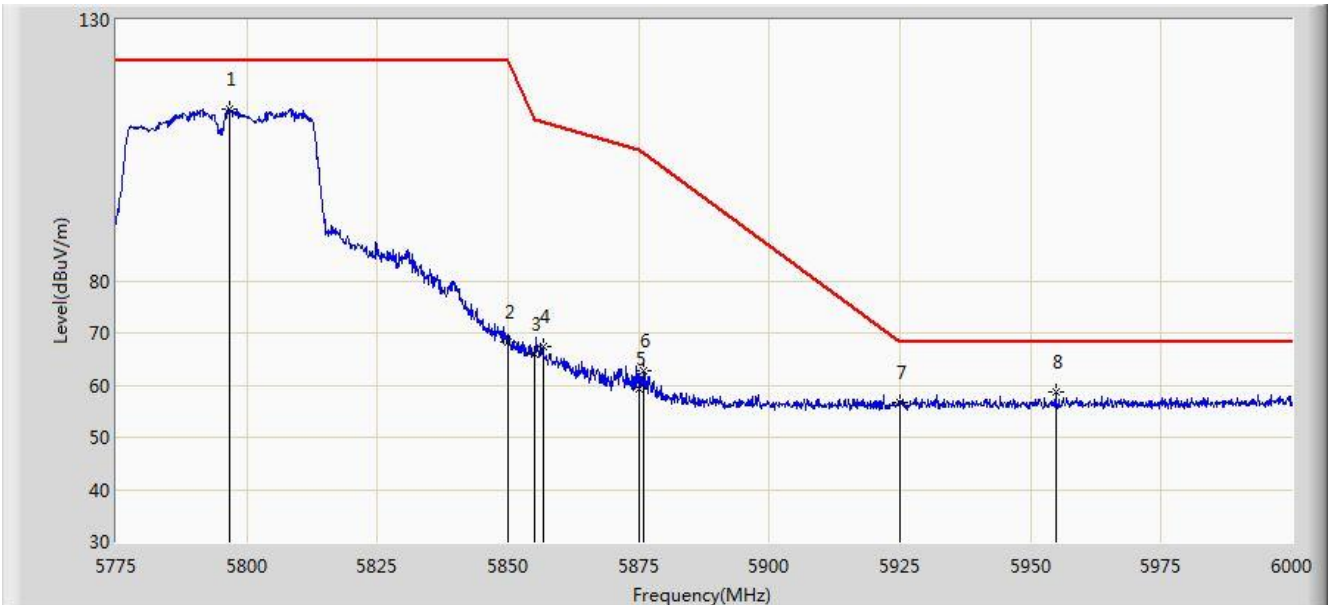


No	Flag	Mark	Frequency (MHz)	Measure Level (dBuV/m)	Reading Level (dBuV)	Margin (dB)	Limit (dBuV/m)	Factor (dB)	Type
1			5627.388	57.442	52.840	-10.758	68.200	4.601	PK
2			5650.000	56.220	51.549	-11.980	68.200	4.671	PK
3			5699.750	66.072	61.195	-38.973	105.045	4.877	PK
4			5700.000	62.903	58.025	-42.297	105.200	4.878	PK
5			5719.525	82.889	77.895	-27.778	110.667	4.993	PK
6			5720.000	81.374	76.377	-29.426	110.800	4.997	PK
7			5721.888	84.203	79.194	-30.903	115.106	5.008	PK
8			5725.000	83.265	78.236	-38.935	122.200	5.029	PK
9		*	5743.237	110.838	105.693	N/A	N/A	5.145	PK

Note: Measure Level (dB μ V/m) = Reading Level (dB μ V) + Factor (dB)

Factor (dB) = Cable Loss (dB) + Antenna Factor (dB) (dB/m) - Pre_Amplifier Gain (dB)

Site: AC1	Time: 2017/07/30 - 00:39
Limit: FCC_Part15.407_RE(3m)	Engineer: Kevin Ker
Probe: BBHA9120D_1GHz_18GHz	Polarity: Horizontal
EUT: AC220 Wi-Fi AP OD external antenna US	Power: DC 54V
Test Mode: Transmit by 802.11n-HT40 at channel 5795MHz Ant 1 + 2 (CDD Mode)	

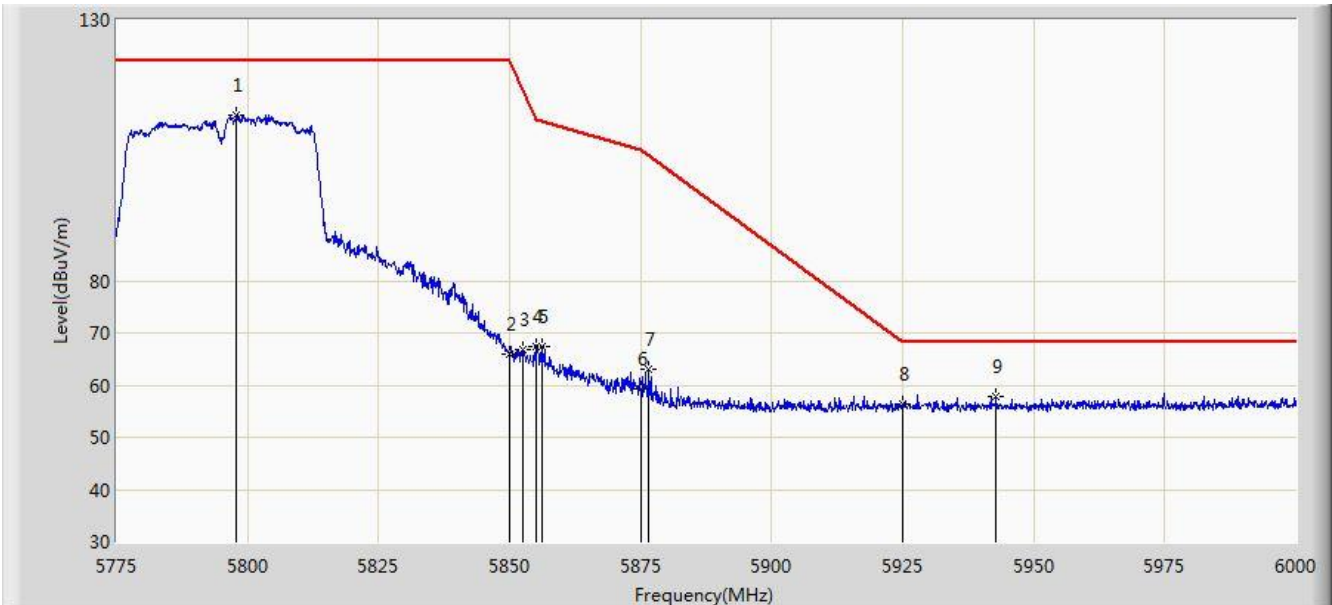


No	Flag	Mark	Frequency (MHz)	Measure Level (dBuV/m)	Reading Level (dBuV)	Margin (dB)	Limit (dBuV/m)	Factor (dB)	Type
1		*	5796.600	113.002	107.576	N/A	N/A	5.425	PK
2			5850.000	68.337	62.611	-53.863	122.200	5.726	PK
3			5855.000	65.941	60.195	-44.859	110.800	5.746	PK
4			5856.788	67.352	61.598	-42.947	110.299	5.754	PK
5			5875.000	59.385	53.565	-45.815	105.200	5.820	PK
6			5876.025	62.654	56.831	-41.903	104.558	5.824	PK
7			5925.000	56.671	50.705	-11.529	68.200	5.967	PK
8			5954.888	58.591	52.556	-9.609	68.200	6.035	PK

Note: Measure Level (dBμV/m) = Reading Level (dBμV) + Factor (dB)

Factor (dB) = Cable Loss (dB) + Antenna Factor (dB) (dB/m) - Pre_Amplifier Gain (dB)

Site: AC1	Time: 2017/07/30 - 00:43
Limit: FCC_Part15.407_RE(3m)	Engineer: Kevin Ker
Probe: BBHA9120D_1GHz_18GHz	Polarity: Vertical
EUT: AC220 Wi-Fi AP OD external antenna US	Power: DC 54V
Test Mode: Transmit by 802.11n-HT40 at channel 5795MHz Ant 1 + 2 (CDD Mode)	

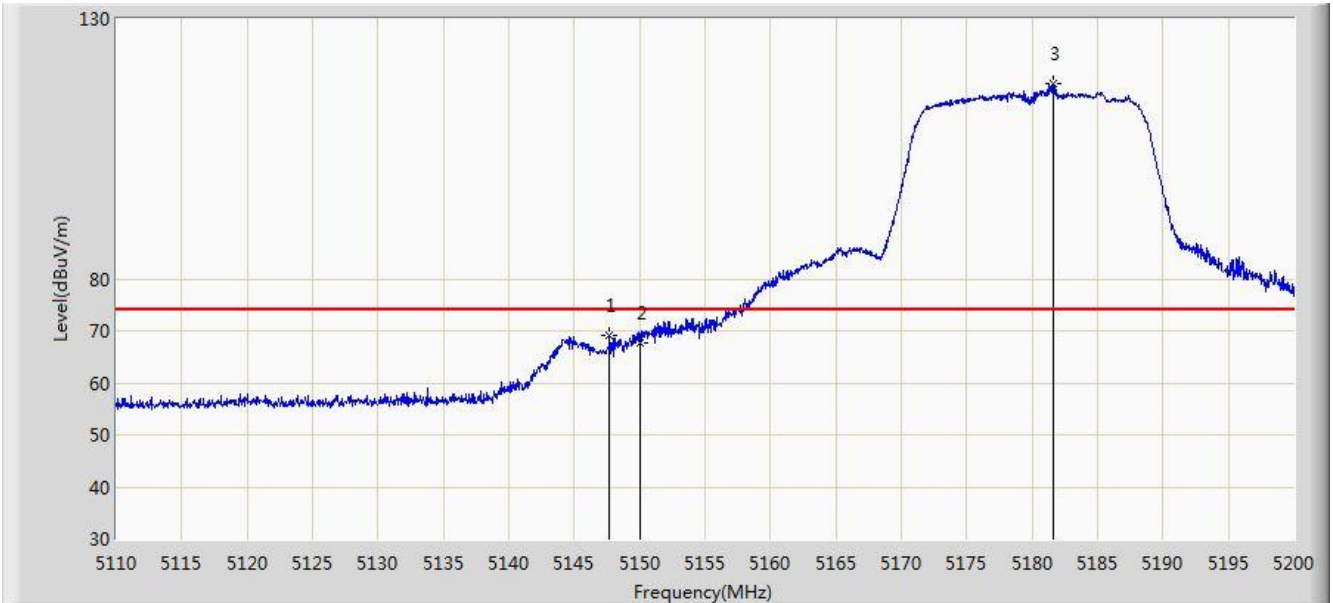


No	Flag	Mark	Frequency (MHz)	Measure Level (dBuV/m)	Reading Level (dBuV)	Margin (dB)	Limit (dBuV/m)	Factor (dB)	Type
1		*	5797.950	111.750	106.316	N/A	N/A	5.435	PK
2			5850.000	66.016	60.290	-56.184	122.200	5.726	PK
3			5852.625	66.851	61.115	-49.362	116.214	5.736	PK
4			5855.000	67.353	61.607	-43.447	110.800	5.746	PK
5			5856.112	67.464	61.713	-43.024	110.488	5.751	PK
6			5875.000	59.170	53.350	-46.030	105.200	5.820	PK
7			5876.587	63.079	57.254	-41.126	104.206	5.826	PK
8			5925.000	56.249	50.283	-11.951	68.200	5.967	PK
9			5942.850	57.921	51.911	-10.279	68.200	6.010	PK

Note: Measure Level (dB μ V/m) = Reading Level (dB μ V) + Factor (dB)

Factor (dB) = Cable Loss (dB) + Antenna Factor (dB) (dB/m) - Pre_Amplifier Gain (dB)

Site: AC1	Time: 2017/07/30 - 00:46
Limit: FCC_Part15.209_RE(3m)	Engineer: Kevin Ker
Probe: BBHA9120D_1GHz_18GHz	Polarity: Horizontal
EUT: AC220 Wi-Fi AP OD external antenna US	Power: DC 54V
Test Mode: Transmit by 802.11ac-VHT20 at channel 5180MHz Ant 1 + 2 (CDD Mode)	

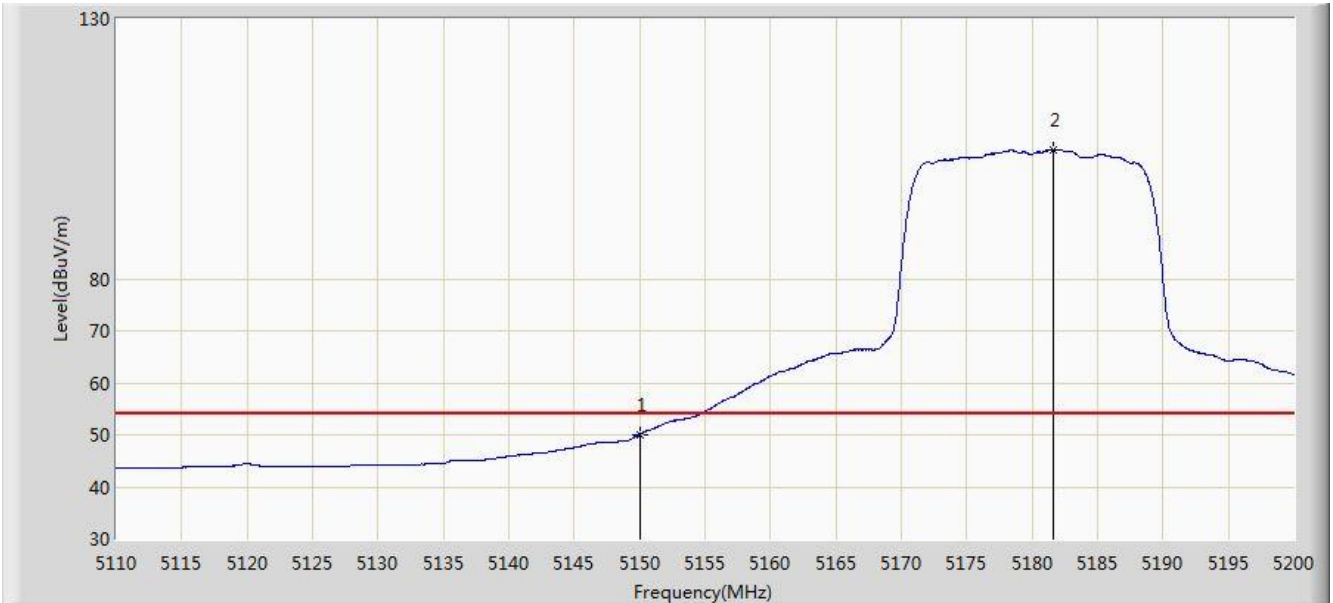


No	Flag	Mark	Frequency (MHz)	Measure Level (dBuV/m)	Reading Level (dBuV)	Margin (dB)	Limit (dBuV/m)	Factor (dB)	Type
1			5147.710	69.057	64.881	-4.943	74.000	4.176	PK
2			5150.000	67.544	63.375	-6.456	74.000	4.170	PK
3		*	5181.595	117.558	113.495	N/A	N/A	4.063	PK

Note: Measure Level (dB μ V/m) = Reading Level (dB μ V) + Factor (dB)

Factor (dB) = Cable Loss (dB) + Antenna Factor (dB) (dB/m) - Pre_Amplifier Gain (dB)

Site: AC1	Time: 2017/07/30 - 00:48
Limit: FCC_Part15.209_RE(3m)	Engineer: Kevin Ker
Probe: BBHA9120D_1GHz_18GHz	Polarity: Horizontal
EUT: AC220 Wi-Fi AP OD external antenna US	Power: DC 54V
Test Mode: Transmit by 802.11ac-VHT20 at channel 5180MHz Ant 1 + 2 (CDD Mode)	

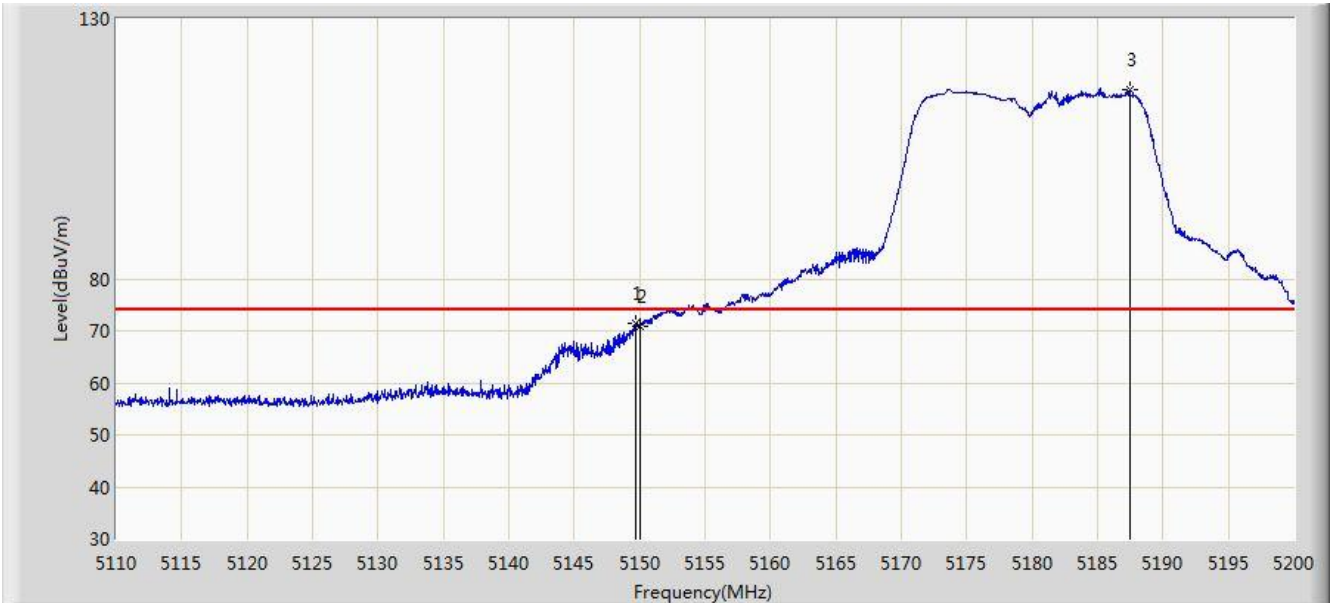


No	Flag	Mark	Frequency (MHz)	Measure Level (dBuV/m)	Reading Level (dBuV)	Margin (dB)	Limit (dBuV/m)	Factor (dB)	Type
1			5150.000	50.110	45.941	-3.890	54.000	4.170	AV
2		*	5181.595	104.750	100.687	N/A	N/A	4.063	AV

Note: Measure Level (dB μ V/m) = Reading Level (dB μ V) + Factor (dB)

Factor (dB) = Cable Loss (dB) + Antenna Factor (dB) (dB/m) - Pre_Amplifier Gain (dB)

Site: AC1	Time: 2017/07/30 - 00:51
Limit: FCC_Part15.209_RE(3m)	Engineer: Kevin Ker
Probe: BBHA9120D_1GHz_18GHz	Polarity: Vertical
EUT: AC220 Wi-Fi AP OD external antenna US	Power: DC 54V
Test Mode: Transmit by 802.11ac-VHT20 at channel 5180MHz Ant 1 + 2 (CDD Mode)	

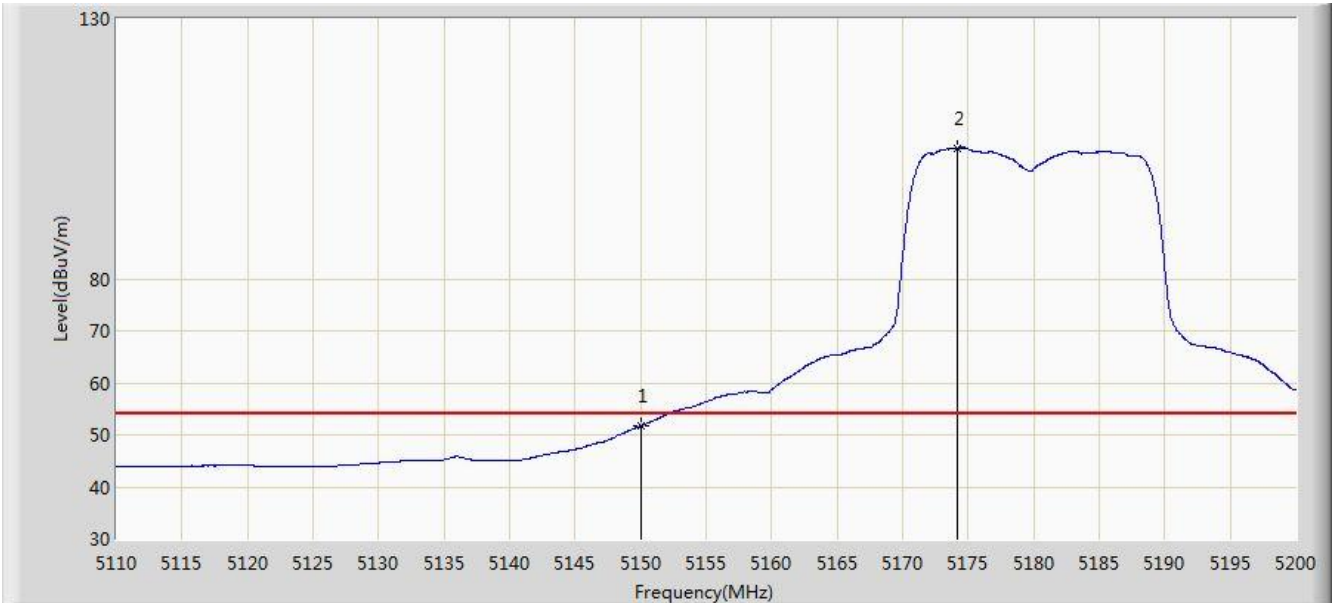


No	Flag	Mark	Frequency (MHz)	Measure Level (dBuV/m)	Reading Level (dBuV)	Margin (dB)	Limit (dBuV/m)	Factor (dB)	Type
1			5149.645	71.472	67.302	-2.528	74.000	4.170	PK
2			5150.000	70.904	66.735	-3.096	74.000	4.170	PK
3		*	5187.445	116.357	112.315	N/A	N/A	4.042	PK

Note: Measure Level (dB μ V/m) = Reading Level (dB μ V) + Factor (dB)

Factor (dB) = Cable Loss (dB) + Antenna Factor (dB) (dB/m) - Pre_Amplifier Gain (dB)

Site: AC1	Time: 2017/07/30 - 00:52
Limit: FCC_Part15.209_RE(3m)	Engineer: Kevin Ker
Probe: BBHA9120D_1GHz_18GHz	Polarity: Vertical
EUT: AC220 Wi-Fi AP OD external antenna US	Power: DC 54V
Test Mode: Transmit by 802.11ac-VHT20 at channel 5180MHz Ant 1 + 2 (CDD Mode)	

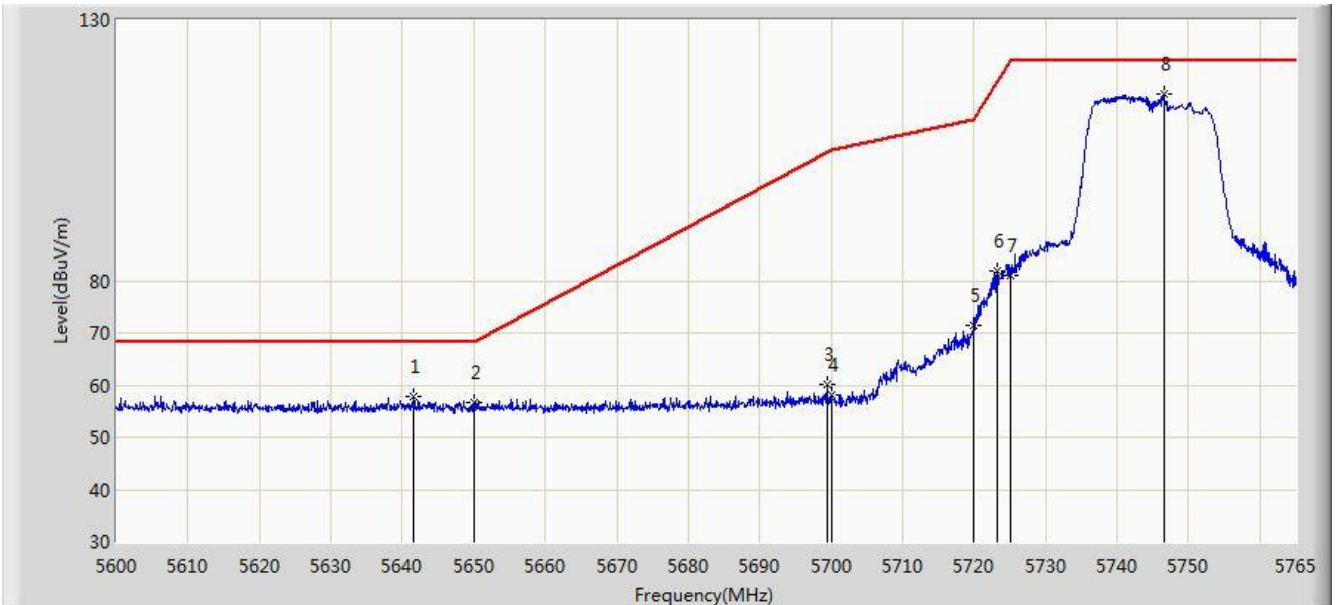


No	Flag	Mark	Frequency (MHz)	Measure Level (dBuV/m)	Reading Level (dBuV)	Margin (dB)	Limit (dBuV/m)	Factor (dB)	Type
1			5150.000	51.769	47.600	-2.231	54.000	4.170	AV
2		*	5174.215	105.184	101.095	N/A	N/A	4.090	AV

Note: Measure Level (dB μ V/m) = Reading Level (dB μ V) + Factor (dB)

Factor (dB) = Cable Loss (dB) + Antenna Factor (dB) (dB/m) - Pre_Amplifier Gain (dB)

Site: AC1	Time: 2017/07/30 - 01:24
Limit: FCC_Part15.407_RE(3m)	Engineer: Kevin Ker
Probe: BBHA9120D_1GHz_18GHz	Polarity: Horizontal
EUT: AC220 Wi-Fi AP OD external antenna US	Power: DC 54V
Test Mode: Transmit by 802.11ac-VHT20 at channel 5745MHz Ant 1 + 2 (CDD Mode)	

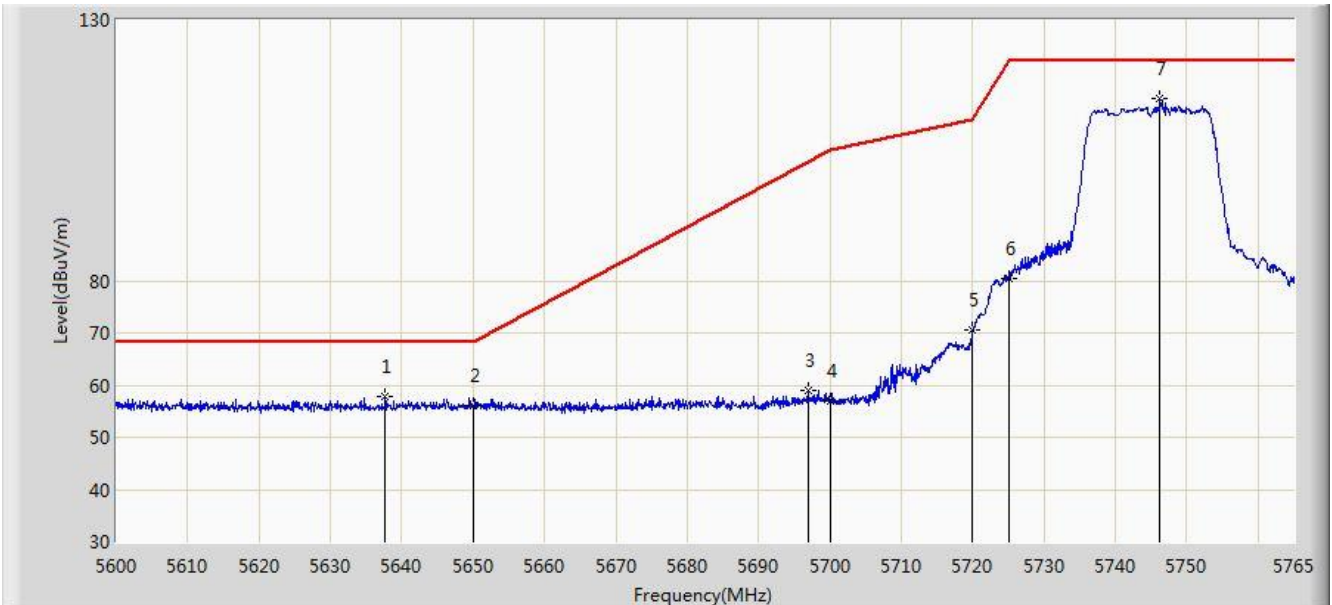


No	Flag	Mark	Frequency (MHz)	Measure Level (dBuV/m)	Reading Level (dBuV)	Margin (dB)	Limit (dBuV/m)	Factor (dB)	Type
1			5641.663	57.801	53.158	-10.399	68.200	4.643	PK
2			5650.000	56.704	52.033	-11.496	68.200	4.671	PK
3			5699.413	60.085	55.210	-44.750	104.835	4.875	PK
4			5700.000	58.059	53.181	-47.141	105.200	4.878	PK
5			5720.000	71.497	66.500	-39.303	110.800	4.997	PK
6			5723.172	81.970	76.953	-36.063	118.033	5.017	PK
7			5725.000	80.882	75.853	-41.318	122.200	5.029	PK
8		*	5746.603	115.912	110.748	N/A	N/A	5.165	PK

Note: Measure Level (dB μ V/m) = Reading Level (dB μ V) + Factor (dB)

Factor (dB) = Cable Loss (dB) + Antenna Factor (dB) (dB/m) - Pre_Amplifier Gain (dB)

Site: AC1	Time: 2017/07/30 - 01:26
Limit: FCC_Part15.407_RE(3m)	Engineer: Kevin Ker
Probe: BBHA9120D_1GHz_18GHz	Polarity: Vertical
EUT: AC220 Wi-Fi AP OD external antenna US	Power: DC 54V
Test Mode: Transmit by 802.11ac-VHT20 at channel 5745MHz Ant 1 + 2 (CDD Mode)	

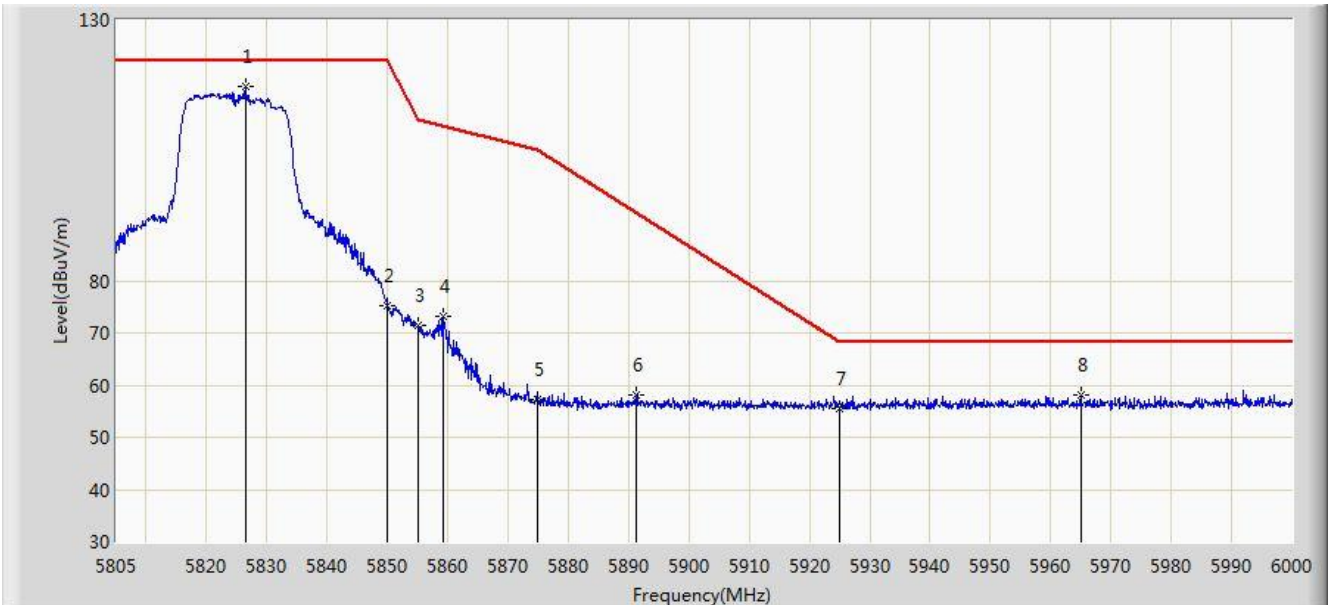


No	Flag	Mark	Frequency (MHz)	Measure Level (dBuV/m)	Reading Level (dBuV)	Margin (dB)	Limit (dBuV/m)	Factor (dB)	Type
1			5637.703	57.709	53.078	-10.491	68.200	4.631	PK
2			5650.000	55.964	51.293	-12.236	68.200	4.671	PK
3			5696.937	59.058	54.196	-44.239	103.297	4.862	PK
4			5700.000	57.093	52.215	-48.107	105.200	4.878	PK
5			5720.000	70.449	65.452	-40.351	110.800	4.997	PK
6			5725.000	80.425	75.396	-41.775	122.200	5.029	PK
7		*	5746.272	114.805	109.643	N/A	N/A	5.163	PK

Note: Measure Level (dBμV/m) = Reading Level (dBμV) + Factor (dB)

Factor (dB) = Cable Loss (dB) + Antenna Factor (dB) (dB/m) - Pre_Amplifier Gain (dB)

Site: AC1	Time: 2017/07/30 - 01:29
Limit: FCC_Part15.407_RE(3m)	Engineer: Kevin Ker
Probe: BBHA9120D_1GHz_18GHz	Polarity: Horizontal
EUT: AC220 Wi-Fi AP OD external antenna US	Power: DC 54V
Test Mode: Transmit by 802.11ac-VHT20 at channel 5825MHz Ant 1 + 2 (CDD Mode)	

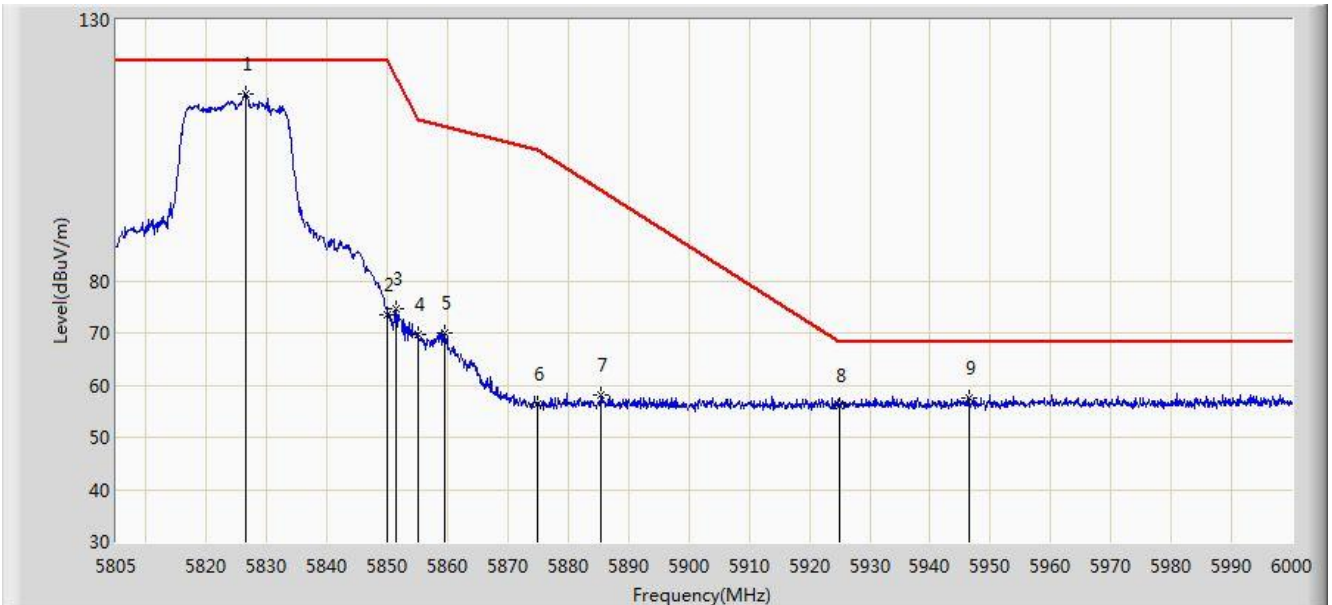


No	Flag	Mark	Frequency (MHz)	Measure Level (dBuV/m)	Reading Level (dBuV)	Margin (dB)	Limit (dBuV/m)	Factor (dB)	Type
1		*	5826.450	117.234	111.638	N/A	N/A	5.596	PK
2			5850.000	75.081	69.355	-47.119	122.200	5.726	PK
3			5855.000	71.504	65.758	-39.296	110.800	5.746	PK
4			5859.308	73.191	67.427	-36.401	109.592	5.764	PK
5			5875.000	57.175	51.355	-48.025	105.200	5.820	PK
6			5891.288	58.146	52.270	-36.861	95.007	5.875	PK
7			5925.000	55.436	49.470	-12.764	68.200	5.967	PK
8			5964.998	58.154	52.102	-10.046	68.200	6.053	PK

Note: Measure Level (dBμV/m) = Reading Level (dBμV) + Factor (dB)

Factor (dB) = Cable Loss (dB) + Antenna Factor (dB) (dB/m) - Pre_Amplifier Gain (dB)

Site: AC1	Time: 2017/07/30 - 01:34
Limit: FCC_Part15.407_RE(3m)	Engineer: Kevin Ker
Probe: BBHA9120D_1GHz_18GHz	Polarity: Vertical
EUT: AC220 Wi-Fi AP OD external antenna US	Power: DC 54V
Test Mode: Transmit by 802.11ac-VHT20 at channel 5825MHz Ant 1 + 2 (CDD Mode)	

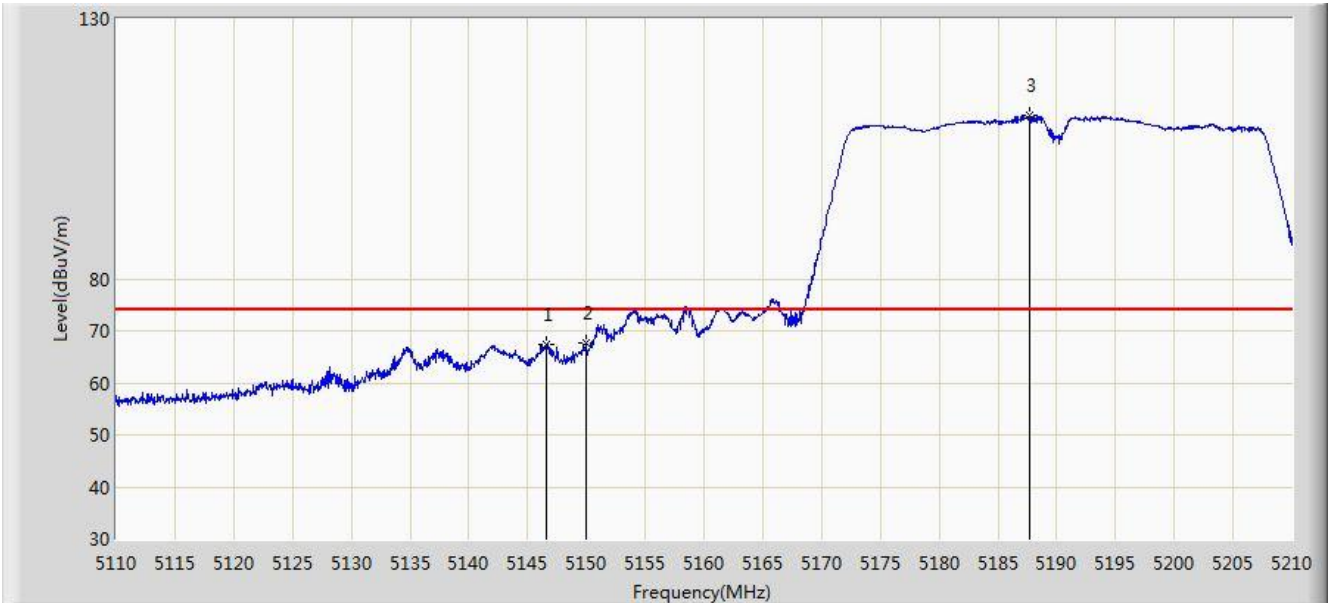


No	Flag	Mark	Frequency (MHz)	Measure Level (dBuV/m)	Reading Level (dBuV)	Margin (dB)	Limit (dBuV/m)	Factor (dB)	Type
1		*	5826.450	115.720	110.124	N/A	N/A	5.596	PK
2			5850.000	73.552	67.826	-48.648	122.200	5.726	PK
3			5851.312	74.684	68.953	-44.524	119.208	5.731	PK
4			5855.000	69.759	64.013	-41.041	110.800	5.746	PK
5			5859.502	70.064	64.299	-39.474	109.538	5.765	PK
6			5875.000	56.292	50.472	-48.908	105.200	5.820	PK
7			5885.437	58.167	52.311	-40.499	98.665	5.856	PK
8			5925.000	56.053	50.087	-12.147	68.200	5.967	PK
9			5946.473	57.598	51.579	-10.602	68.200	6.019	PK

Note: Measure Level (dB μ V/m) = Reading Level (dB μ V) + Factor (dB)

Factor (dB) = Cable Loss (dB) + Antenna Factor (dB) (dB/m) - Pre_Amplifier Gain (dB)

Site: AC1	Time: 2017/07/30 - 01:43
Limit: FCC_Part15.209_RE(3m)	Engineer: Kevin Ker
Probe: BBHA9120D_1GHz_18GHz	Polarity: Horizontal
EUT: AC220 Wi-Fi AP OD external antenna US	Power: DC 54V
Test Mode: Transmit by 802.11ac-VHT40 at channel 5190MHz Ant 1 + 2 (CDD Mode)	

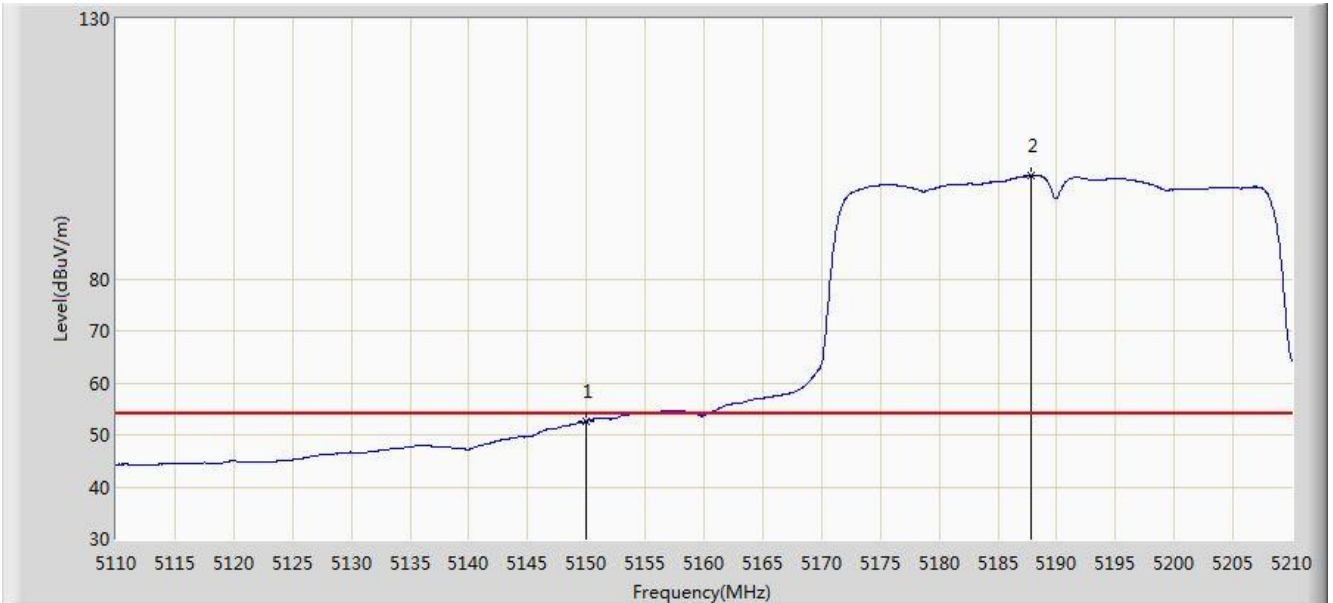


No	Flag	Mark	Frequency (MHz)	Measure Level (dBuV/m)	Reading Level (dBuV)	Margin (dB)	Limit (dBuV/m)	Factor (dB)	Type
1			5146.550	67.517	63.341	-6.483	74.000	4.176	PK
2			5150.000	67.603	63.434	-6.397	74.000	4.170	PK
3		*	5187.700	111.352	107.310	N/A	N/A	4.042	PK

Note: Measure Level (dBμV/m) = Reading Level (dBμV) + Factor (dB)

Factor (dB) = Cable Loss (dB) + Antenna Factor (dB) (dB/m) - Pre_Amplifier Gain (dB)

Site: AC1	Time: 2017/07/30 - 01:41
Limit: FCC_Part15.209_RE(3m)	Engineer: Kevin Ker
Probe: BBHA9120D_1GHz_18GHz	Polarity: Horizontal
EUT: AC220 Wi-Fi AP OD external antenna US	Power: DC 54V
Test Mode: Transmit by 802.11ac-VHT40 at channel 5190MHz Ant 1 + 2 (CDD Mode)	

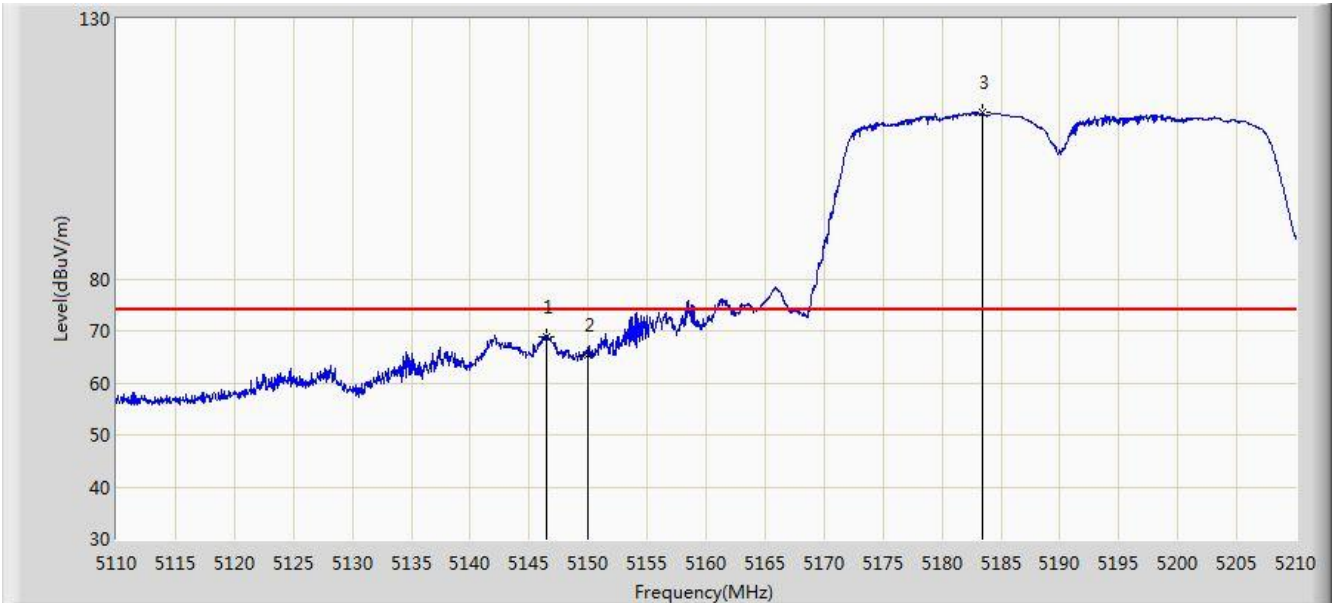


No	Flag	Mark	Frequency (MHz)	Measure Level (dBuV/m)	Reading Level (dBuV)	Margin (dB)	Limit (dBuV/m)	Factor (dB)	Type
1			5150.000	52.642	48.473	-1.358	54.000	4.170	AV
2		*	5187.850	99.945	95.904	N/A	N/A	4.041	AV

Note: Measure Level (dB μ V/m) = Reading Level (dB μ V) + Factor (dB)

Factor (dB) = Cable Loss (dB) + Antenna Factor (dB) (dB/m) - Pre_Amplifier Gain (dB)

Site: AC1	Time: 2017/07/30 - 01:45
Limit: FCC_Part15.209_RE(3m)	Engineer: Kevin Ker
Probe: BBHA9120D_1GHz_18GHz	Polarity: Vertical
EUT: AC220 Wi-Fi AP OD external antenna US	Power: DC 54V
Test Mode: Transmit by 802.11ac-VHT40 at channel 5190MHz Ant 1 + 2 (CDD Mode)	

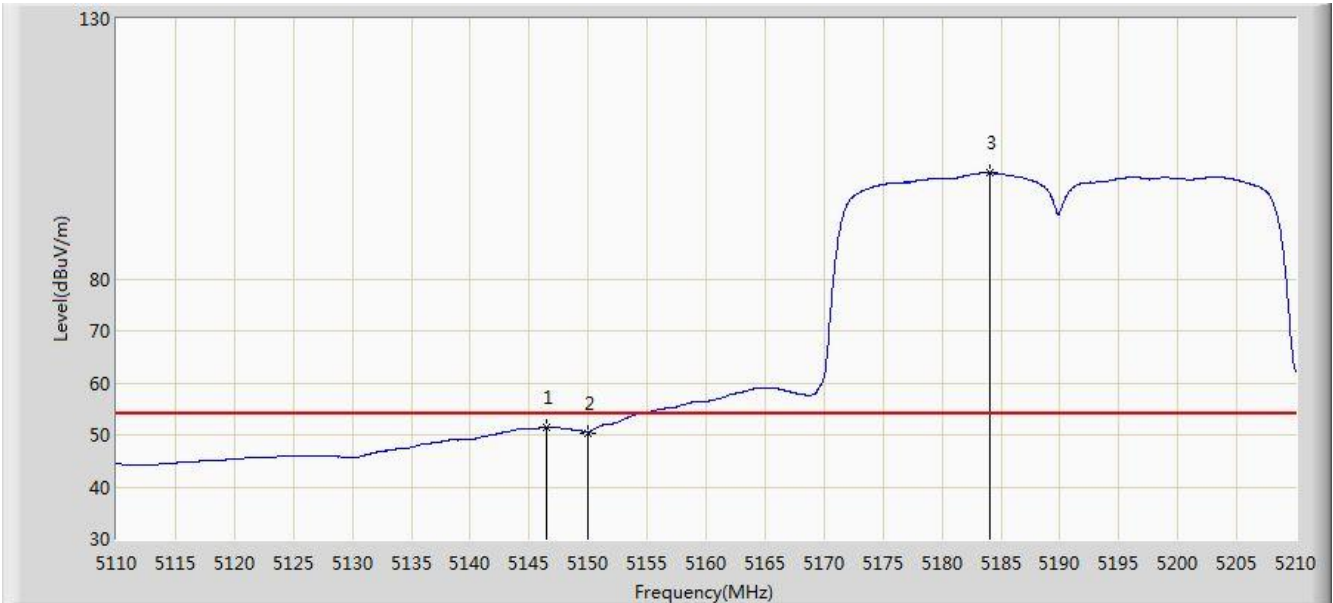


No	Flag	Mark	Frequency (MHz)	Measure Level (dBuV/m)	Reading Level (dBuV)	Margin (dB)	Limit (dBuV/m)	Factor (dB)	Type
1			5146.500	68.979	64.803	-5.021	74.000	4.176	PK
2			5150.000	65.256	61.087	-8.744	74.000	4.170	PK
3		*	5183.400	111.954	107.897	N/A	N/A	4.056	PK

Note: Measure Level (dB μ V/m) = Reading Level (dB μ V) + Factor (dB)

Factor (dB) = Cable Loss (dB) + Antenna Factor (dB) (dB/m) - Pre_Amplifier Gain (dB)

Site: AC1	Time: 2017/07/30 - 01:45
Limit: FCC_Part15.209_RE(3m)	Engineer: Kevin Ker
Probe: BBHA9120D_1GHz_18GHz	Polarity: Vertical
EUT: AC220 Wi-Fi AP OD external antenna US	Power: DC 54V
Test Mode: Transmit by 802.11ac-VHT40 at channel 5190MHz Ant 1 + 2 (CDD Mode)	

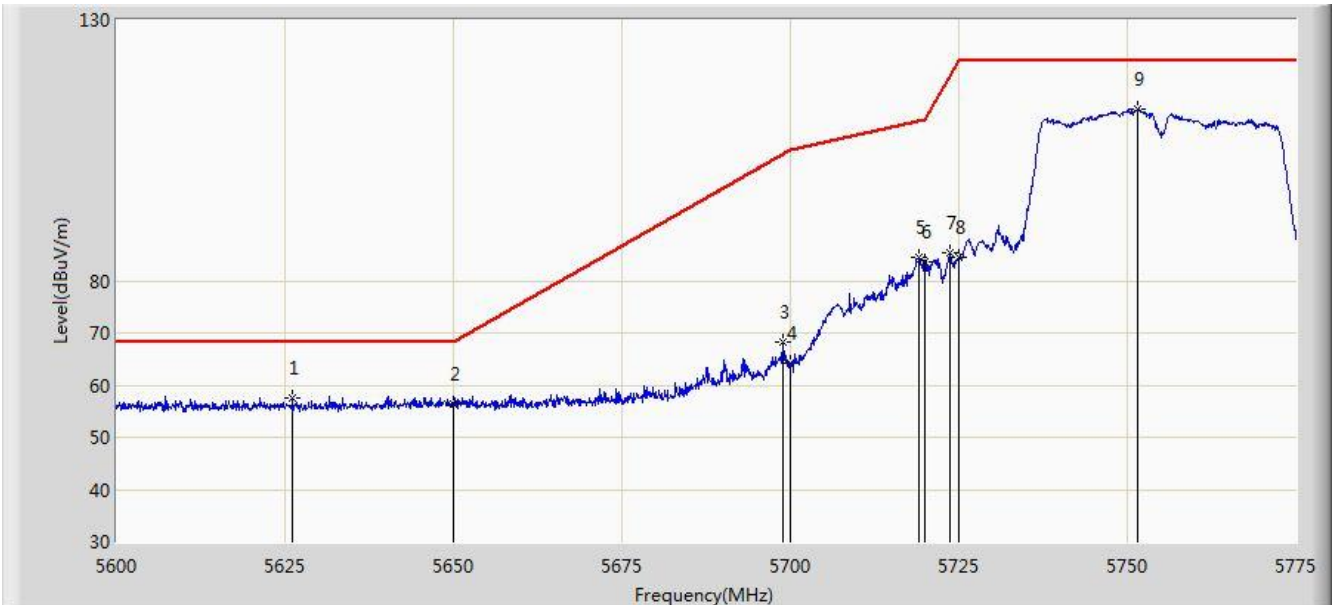


No	Flag	Mark	Frequency (MHz)	Measure Level (dBuV/m)	Reading Level (dBuV)	Margin (dB)	Limit (dBuV/m)	Factor (dB)	Type
1			5146.500	51.528	47.352	-2.472	54.000	4.176	AV
2			5150.000	50.411	46.242	-3.589	54.000	4.170	AV
3		*	5184.000	100.362	100.362	N/A	N/A	0.000	AV

Note: Measure Level (dB μ V/m) = Reading Level (dB μ V) + Factor (dB)

Factor (dB) = Cable Loss (dB) + Antenna Factor (dB) (dB/m) - Pre_Amplifier Gain (dB)

Site: AC1	Time: 2017/07/30 - 02:12
Limit: FCC_Part15.407_RE(3m)	Engineer: Kevin Ker
Probe: BBHA9120D_1GHz_18GHz	Polarity: Horizontal
EUT: AC220 Wi-Fi AP OD external antenna US	Power: DC 54V
Test Mode: Transmit by 802.11ac-VHT40 at channel 5755MHz Ant 1 + 2 (CDD Mode)	

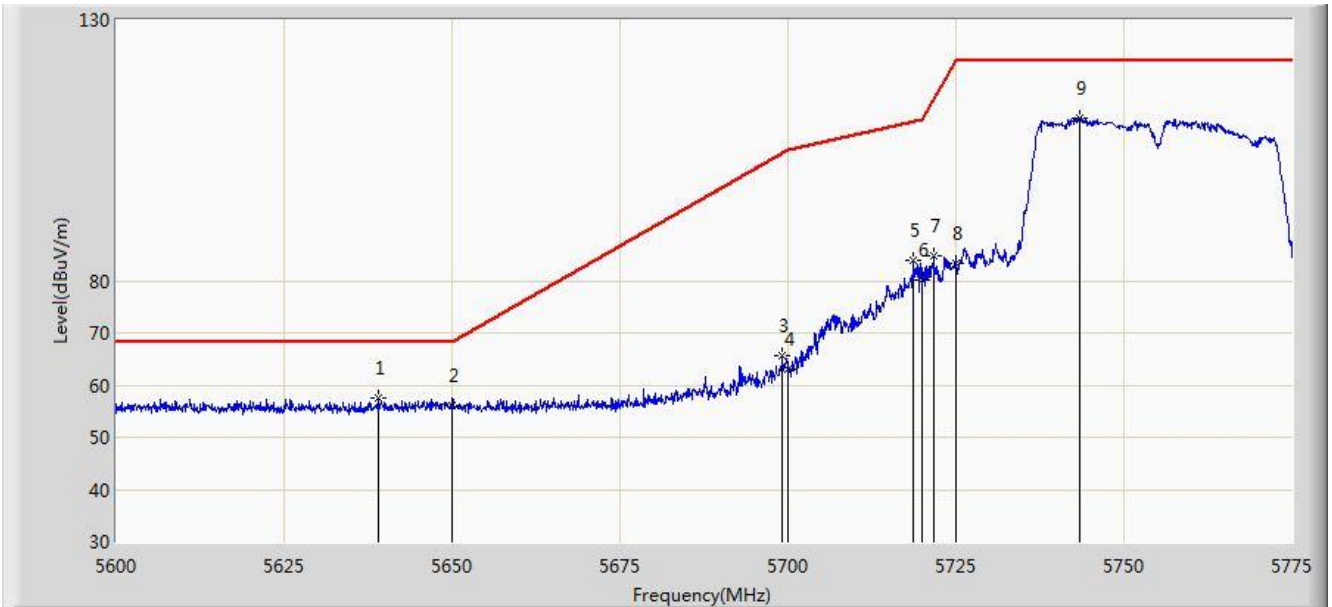


No	Flag	Mark	Frequency (MHz)	Measure Level (dBuV/m)	Reading Level (dBuV)	Margin (dB)	Limit (dBuV/m)	Factor (dB)	Type
1			5626.163	57.476	52.878	-10.724	68.200	4.598	PK
2			5650.000	56.486	51.815	-11.714	68.200	4.671	PK
3			5698.875	68.171	63.299	-36.330	104.501	4.872	PK
4			5700.000	64.194	59.316	-41.006	105.200	4.878	PK
5			5719.000	84.590	79.600	-25.930	110.520	4.990	PK
6			5720.000	83.611	78.614	-27.189	110.800	4.997	PK
7			5723.638	85.362	80.342	-33.733	119.096	5.021	PK
8			5725.000	84.515	79.486	-37.685	122.200	5.029	PK
9		*	5751.462	112.913	107.721	N/A	N/A	5.191	PK

Note: Measure Level (dB μ V/m) = Reading Level (dB μ V) + Factor (dB)

Factor (dB) = Cable Loss (dB) + Antenna Factor (dB) (dB/m) - Pre_Amplifier Gain (dB)

Site: AC1	Time: 2017/07/30 - 02:16
Limit: FCC_Part15.407_RE(3m)	Engineer: Kevin Ker
Probe: BBHA9120D_1GHz_18GHz	Polarity: Vertical
EUT: AC220 Wi-Fi AP OD external antenna US	Power: DC 54V
Test Mode: Transmit by 802.11ac-VHT40 at channel 5755MHz Ant 1 + 2 (CDD Mode)	

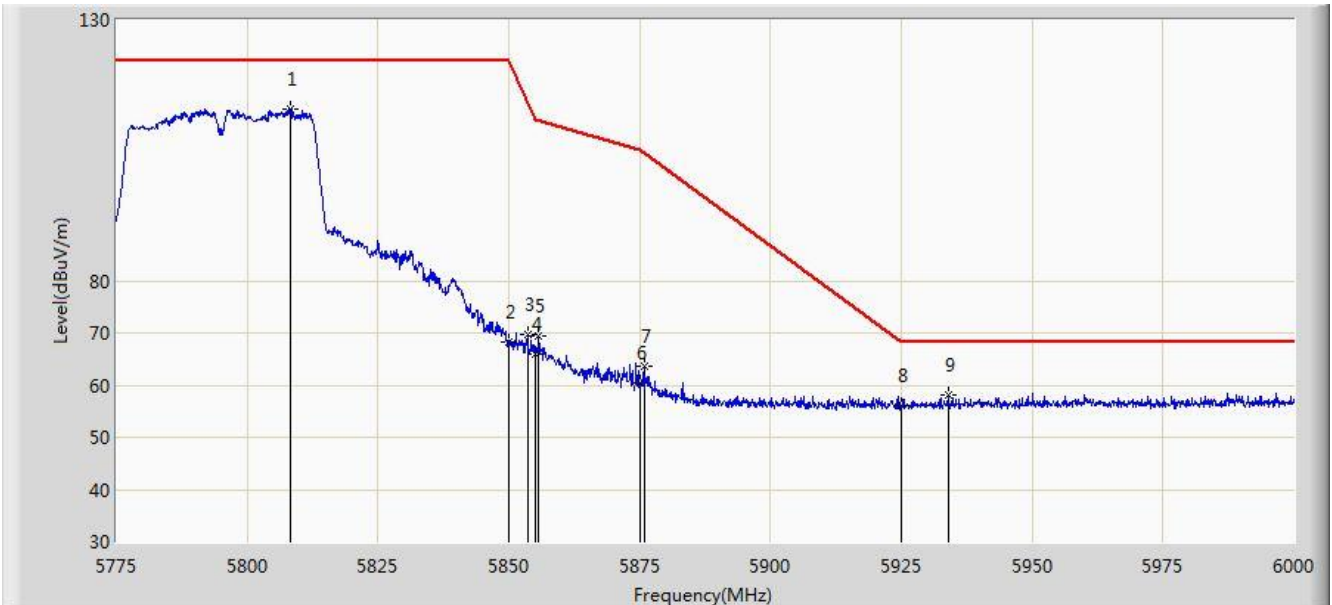


No	Flag	Mark	Frequency (MHz)	Measure Level (dBuV/m)	Reading Level (dBuV)	Margin (dB)	Limit (dBuV/m)	Factor (dB)	Type
1			5638.937	57.525	52.890	-10.675	68.200	4.635	PK
2			5650.000	56.107	51.436	-12.093	68.200	4.671	PK
3			5699.138	65.783	60.909	-38.882	104.664	4.874	PK
4			5700.000	63.042	58.164	-42.158	105.200	4.878	PK
5			5718.737	83.928	78.939	-26.519	110.447	4.989	PK
6			5720.000	80.010	75.013	-30.790	110.800	4.997	PK
7			5721.712	84.729	79.721	-29.976	114.704	5.008	PK
8			5725.000	83.297	78.268	-38.903	122.200	5.029	PK
9		*	5743.325	111.166	106.021	N/A	N/A	5.145	PK

Note: Measure Level (dBuV/m) = Reading Level (dBuV) + Factor (dB)

Factor (dB) = Cable Loss (dB) + Antenna Factor (dB) (dB/m) - Pre_Amplifier Gain (dB)

Site: AC1	Time: 2017/07/30 - 02:21
Limit: FCC_Part15.407_RE(3m)	Engineer: Kevin Ker
Probe: BBHA9120D_1GHz_18GHz	Polarity: Horizontal
EUT: AC220 Wi-Fi AP OD external antenna US	Power: DC 54V
Test Mode: Transmit by 802.11ac-VHT40 at channel 5795MHz Ant 1 + 2 (CDD Mode)	

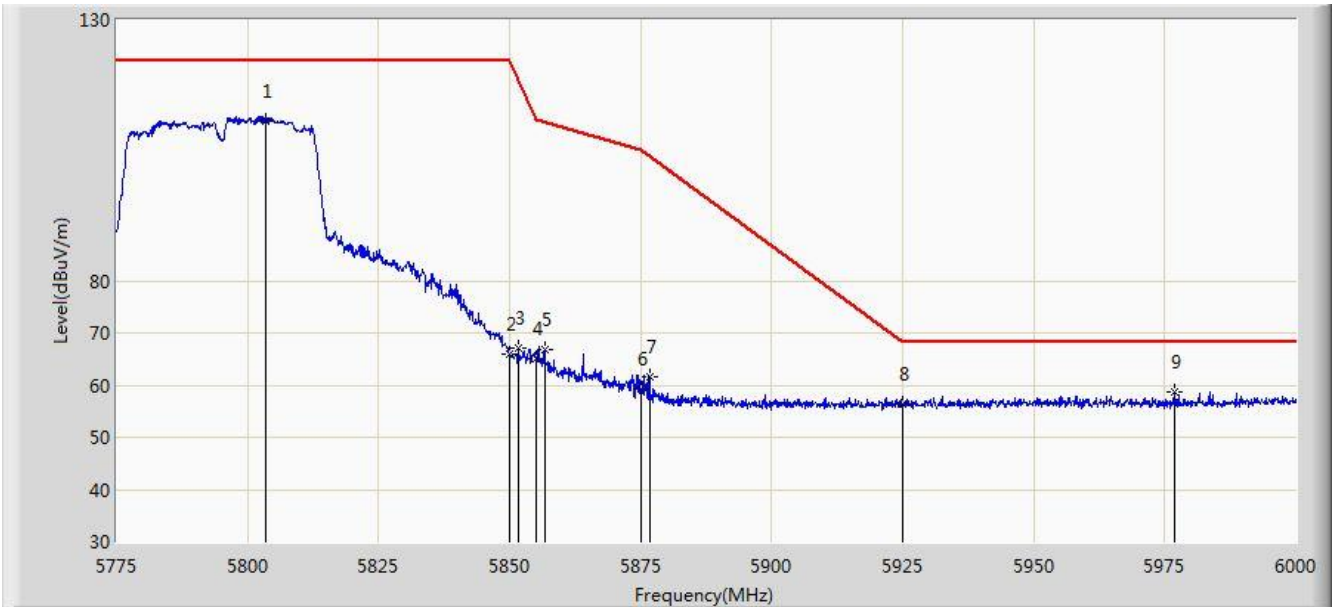


No	Flag	Mark	Frequency (MHz)	Measure Level (dBuV/m)	Reading Level (dBuV)	Margin (dB)	Limit (dBuV/m)	Factor (dB)	Type
1		*	5808.187	112.956	107.465	N/A	N/A	5.490	PK
2			5850.000	68.253	62.527	-53.947	122.200	5.726	PK
3			5853.525	69.630	63.890	-44.532	114.162	5.741	PK
4			5855.000	65.798	60.052	-45.002	110.800	5.746	PK
5			5855.663	69.301	63.552	-41.313	110.614	5.749	PK
6			5875.000	60.416	54.596	-44.784	105.200	5.820	PK
7			5875.800	63.708	57.885	-40.991	104.699	5.822	PK
8			5925.000	55.945	49.979	-12.255	68.200	5.967	PK
9			5933.962	58.124	52.135	-10.076	68.200	5.990	PK

Note: Measure Level (dB μ V/m) = Reading Level (dB μ V) + Factor (dB)

Factor (dB) = Cable Loss (dB) + Antenna Factor (dB) (dB/m) - Pre_Amplifier Gain (dB)

Site: AC1	Time: 2017/07/30 - 02:24
Limit: FCC_Part15.407_RE(3m)	Engineer: Kevin Ker
Probe: BBHA9120D_1GHz_18GHz	Polarity: Vertical
EUT: AC220 Wi-Fi AP OD external antenna US	Power: DC 54V
Test Mode: Transmit by 802.11ac-VHT40 at channel 5795MHz Ant 1 + 2 (CDD Mode)	

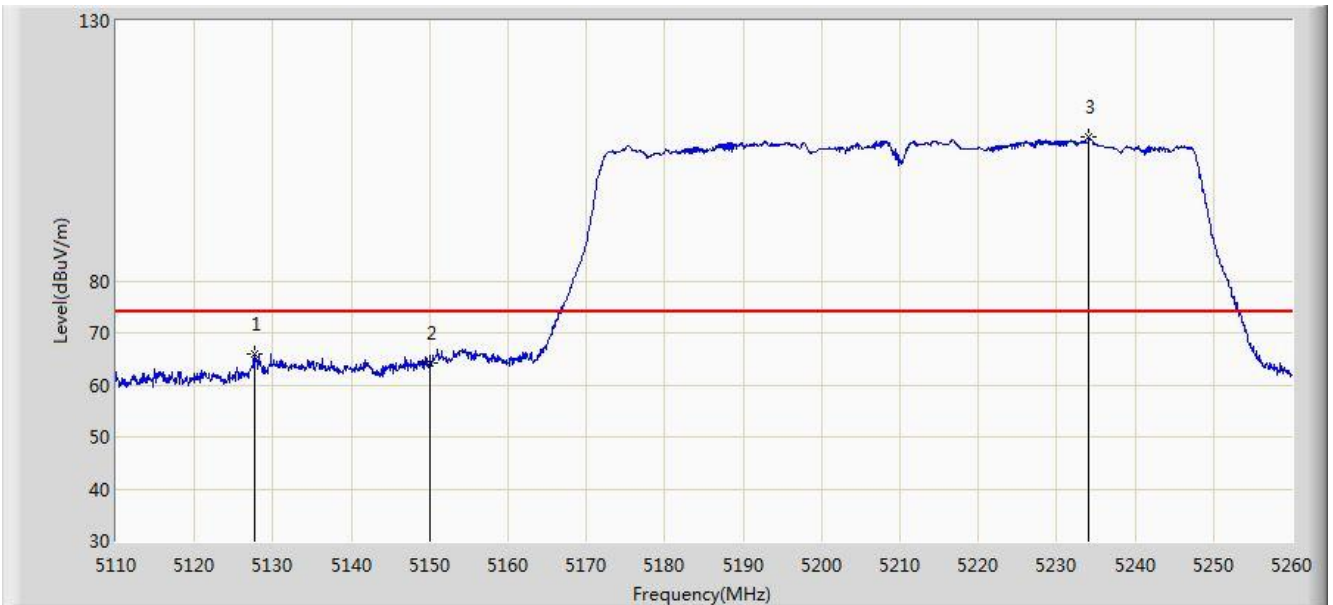


No	Flag	Mark	Frequency (MHz)	Measure Level (dBuV/m)	Reading Level (dBuV)	Margin (dB)	Limit (dBuV/m)	Factor (dB)	Type
1		*	5803.575	110.639	105.174	N/A	N/A	5.464	PK
2			5850.000	65.813	60.087	-56.387	122.200	5.726	PK
3			5851.612	67.203	61.471	-51.320	118.524	5.732	PK
4			5855.000	64.948	59.202	-45.852	110.800	5.746	PK
5			5856.675	66.854	61.101	-43.476	110.330	5.754	PK
6			5875.000	59.192	53.372	-46.008	105.200	5.820	PK
7			5876.812	61.551	55.725	-42.514	104.065	5.826	PK
8			5925.000	56.300	50.334	-11.900	68.200	5.967	PK
9			5976.825	58.681	52.609	-9.519	68.200	6.072	PK

Note: Measure Level (dB μ V/m) = Reading Level (dB μ V) + Factor (dB)

Factor (dB) = Cable Loss (dB) + Antenna Factor (dB) (dB/m) - Pre_Amplifier Gain (dB)

Site: AC1	Time: 2017/07/30 - 02:42
Limit: FCC_Part15.209_RE(3m)	Engineer: Kevin Ker
Probe: BBHA9120D_1GHz_18GHz	Polarity: Horizontal
EUT: AC220 Wi-Fi AP OD external antenna US	Power: DC 54V
Test Mode: Transmit by 802.11ac-VHT80 at channel 5210MHz Ant 1 + 2 (CDD Mode)	

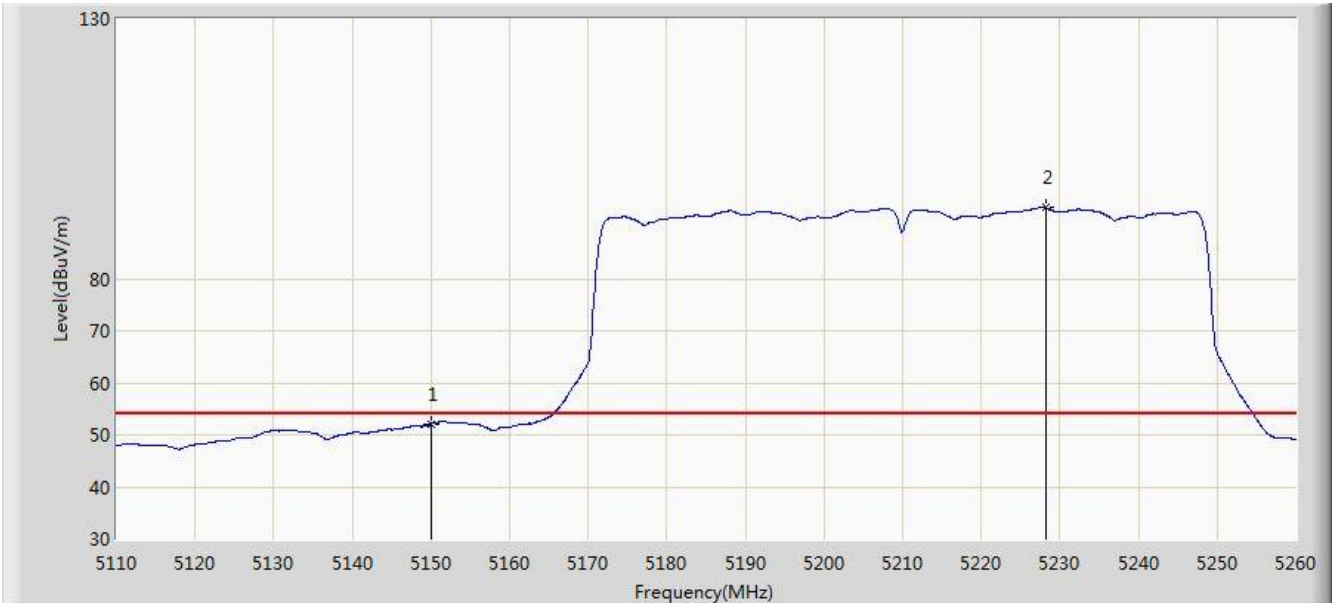


No	Flag	Mark	Frequency (MHz)	Measure Level (dBuV/m)	Reading Level (dBuV)	Margin (dB)	Limit (dBuV/m)	Factor (dB)	Type
1			5127.625	65.947	61.772	-8.053	74.000	4.175	PK
2			5150.000	64.121	59.952	-9.879	74.000	4.170	PK
3		*	5234.125	107.586	103.689	N/A	N/A	3.898	PK

Note: Measure Level (dB μ V/m) = Reading Level (dB μ V) + Factor (dB)

Factor (dB) = Cable Loss (dB) + Antenna Factor (dB) (dB/m) - Pre_Amplifier Gain (dB)

Site: AC1	Time: 2017/07/30 - 02:44
Limit: FCC_Part15.209_RE(3m)	Engineer: Kevin Ker
Probe: BBHA9120D_1GHz_18GHz	Polarity: Horizontal
EUT: AC220 Wi-Fi AP OD external antenna US	Power: DC 54V
Test Mode: Transmit by 802.11ac-VHT80 at channel 5210MHz Ant 1 + 2 (CDD Mode)	

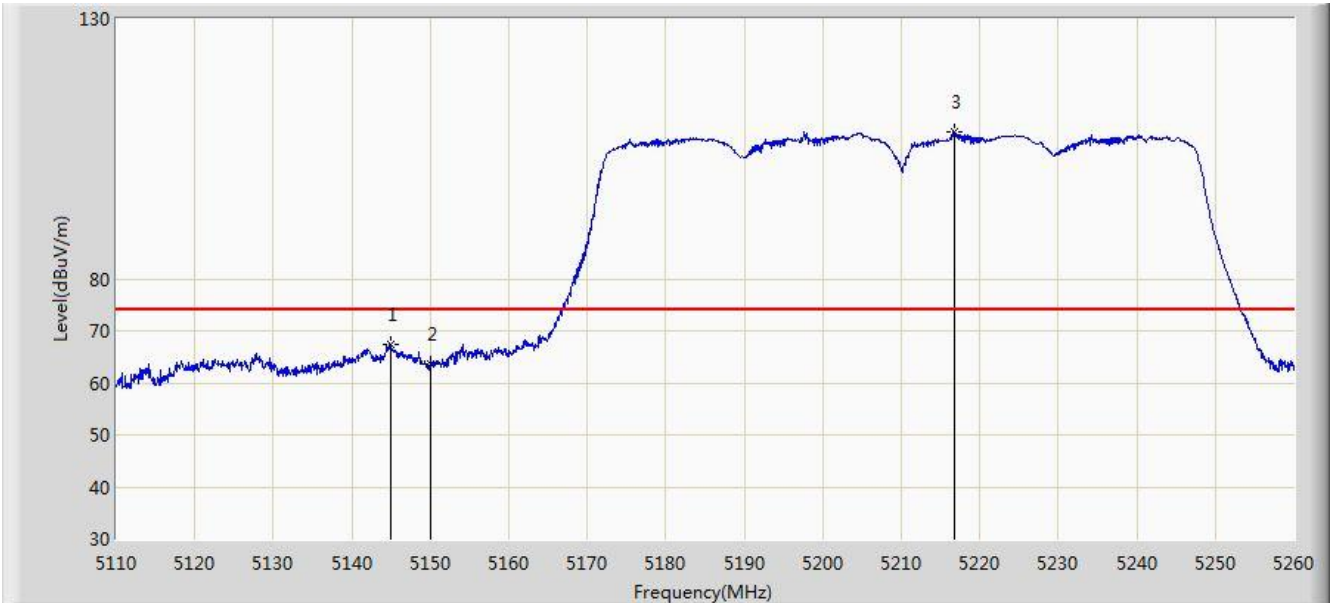


No	Flag	Mark	Frequency (MHz)	Measure Level (dBuV/m)	Reading Level (dBuV)	Margin (dB)	Limit (dBuV/m)	Factor (dB)	Type
1			5150.000	52.135	47.966	-1.865	54.000	4.170	AV
2		*	5228.200	93.746	89.831	N/A	N/A	3.914	AV

Note: Measure Level (dB μ V/m) = Reading Level (dB μ V) + Factor (dB)

Factor (dB) = Cable Loss (dB) + Antenna Factor (dB) (dB/m) - Pre_Amplifier Gain (dB)

Site: AC1	Time: 2017/07/30 - 02:42
Limit: FCC_Part15.209_RE(3m)	Engineer: Kevin Ker
Probe: BBHA9120D_1GHz_18GHz	Polarity: Vertical
EUT: AC220 Wi-Fi AP OD external antenna US	Power: DC 54V
Test Mode: Transmit by 802.11ac-VHT80 at channel 5210MHz Ant 1 + 2 (CDD Mode)	

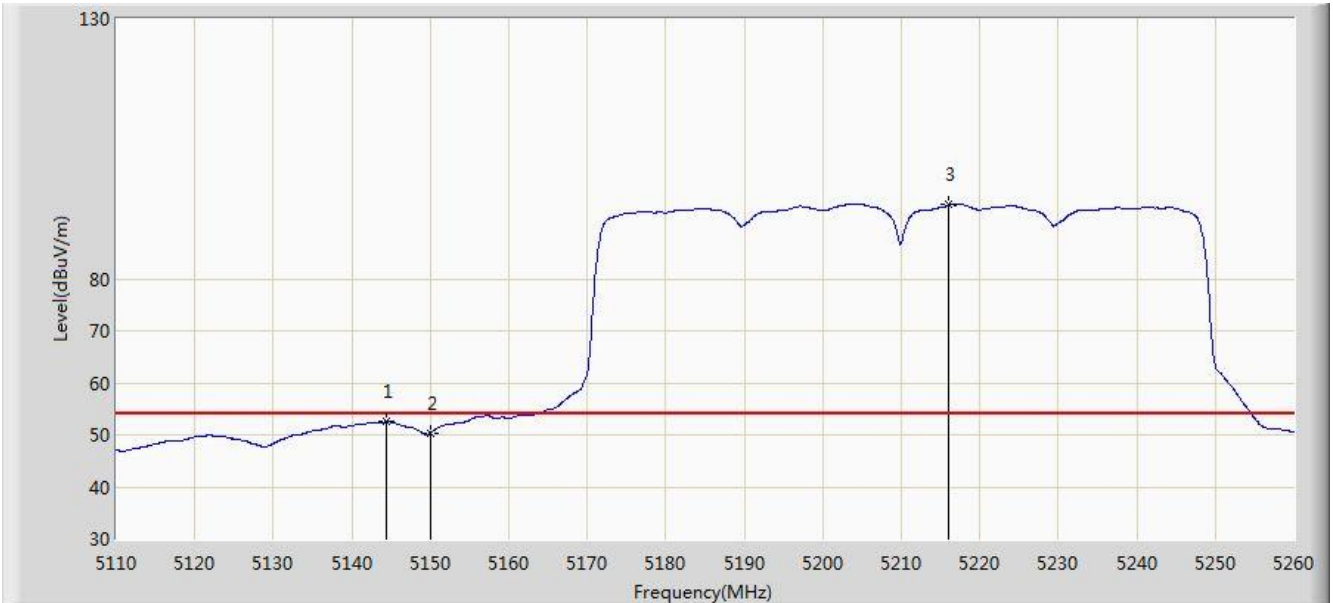


No	Flag	Mark	Frequency (MHz)	Measure Level (dBuV/m)	Reading Level (dBuV)	Margin (dB)	Limit (dBuV/m)	Factor (dB)	Type
1			5144.950	67.428	63.252	-6.572	74.000	4.175	PK
2			5150.000	63.503	59.334	-10.497	74.000	4.170	PK
3		*	5216.800	108.224	104.276	N/A	N/A	3.949	PK

Note: Measure Level (dB μ V/m) = Reading Level (dB μ V) + Factor (dB)

Factor (dB) = Cable Loss (dB) + Antenna Factor (dB) (dB/m) - Pre_Amplifier Gain (dB)

Site: AC1	Time: 2017/07/30 - 02:40
Limit: FCC_Part15.209_RE(3m)	Engineer: Kevin Ker
Probe: BBHA9120D_1GHz_18GHz	Polarity: Vertical
EUT: AC220 Wi-Fi AP OD external antenna US	Power: DC 54V
Test Mode: Transmit by 802.11ac-VHT80 at channel 5210MHz Ant 1 + 2 (CDD Mode)	

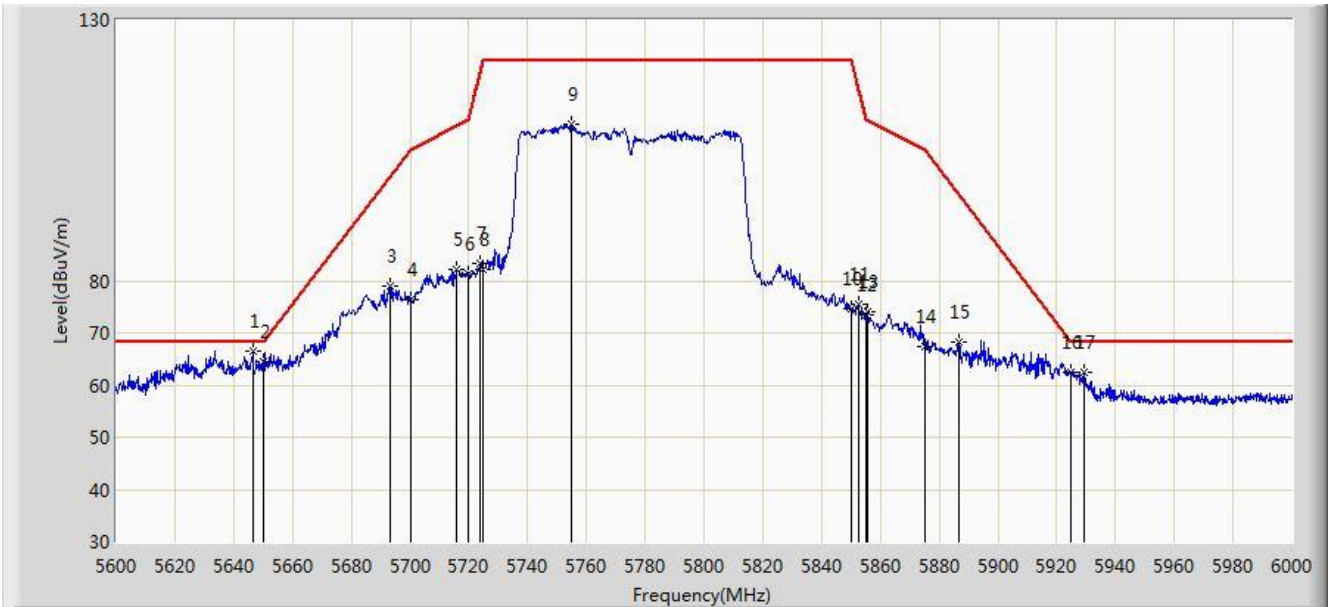


No	Flag	Mark	Frequency (MHz)	Measure Level (dBuV/m)	Reading Level (dBuV)	Margin (dB)	Limit (dBuV/m)	Factor (dB)	Type
1			5144.425	52.529	48.353	-1.471	54.000	4.176	AV
2			5150.000	50.377	46.208	-3.623	54.000	4.170	AV
3		*	5216.050	94.229	90.278	N/A	N/A	3.951	AV

Note: Measure Level (dBμV/m) = Reading Level (dBμV) + Factor (dB)

Factor (dB) = Cable Loss (dB) + Antenna Factor (dB) (dB/m) - Pre_Amplifier Gain (dB)

Site: AC1	Time: 2017/07/30 - 03:18
Limit: FCC_Part15.407_RE(3m)	Engineer: Kevin Ker
Probe: BBHA9120D_1GHz_18GHz	Polarity: Horizontal
EUT: AC220 Wi-Fi AP OD external antenna US	Power: DC 54V
Test Mode: Transmit by 802.11ac-VHT80 at channel 5775MHz Ant 1 + 2 (CDD Mode)	

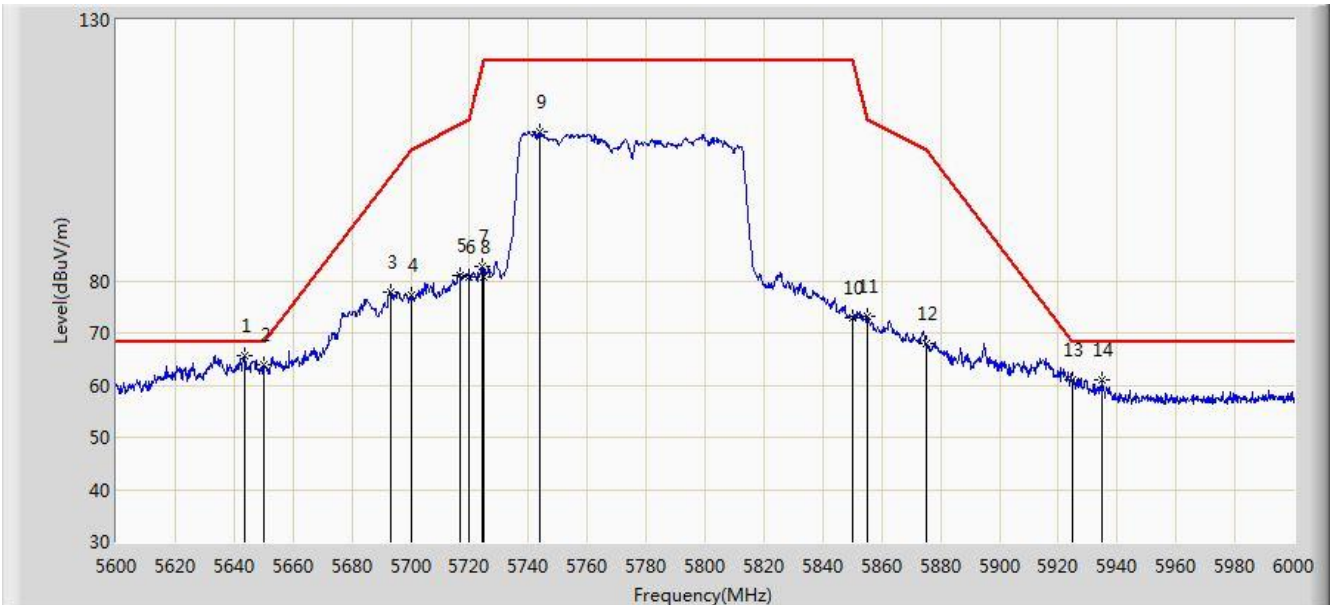


No	Flag	Mark	Frequency (MHz)	Measure Level (dBuV/m)	Reading Level (dBuV)	Margin (dB)	Limit (dBuV/m)	Factor (dB)	Type
1		*	5646.400	66.388	61.729	-1.812	68.200	4.659	PK
2			5650.000	64.500	59.829	-3.700	68.200	4.671	PK
3			5693.400	78.999	74.156	-22.098	101.097	4.843	PK
4			5700.000	76.300	71.422	-28.900	105.200	4.878	PK
5			5716.000	82.100	77.129	-27.581	109.682	4.971	PK
6			5720.000	81.171	76.174	-29.629	110.800	4.997	PK
7			5723.800	83.420	78.399	-36.045	119.465	5.022	PK
8			5725.000	82.295	77.266	-39.905	122.200	5.029	PK
9			5754.800	109.931	104.720	N/A	N/A	5.211	PK
10			5850.000	74.736	69.010	-47.464	122.200	5.726	PK
11			5852.600	75.552	69.816	-40.718	116.271	5.736	PK
12			5855.000	73.590	67.844	-37.210	110.800	5.746	PK
13			5855.800	74.016	68.266	-36.560	110.576	5.749	PK
14			5875.000	67.332	61.512	-37.868	105.200	5.820	PK
15			5886.600	68.119	62.259	-29.819	97.938	5.860	PK
16			5925.000	62.502	56.536	-5.698	68.200	5.967	PK
17			5929.400	62.537	56.560	-5.663	68.200	5.978	PK

Note: Measure Level (dB μ V/m) = Reading Level (dB μ V) + Factor (dB)

Factor (dB) = Cable Loss (dB) + Antenna Factor (dB) (dB/m) - Pre_Amplifier Gain (dB)

Site: AC1	Time: 2017/07/30 - 03:22
Limit: FCC_Part15.407_RE(3m)	Engineer: Kevin Ker
Probe: BBHA9120D_1GHz_18GHz	Polarity: Vertical
EUT: AC220 Wi-Fi AP OD external antenna US	Power: DC 54V
Test Mode: Transmit by 802.11ac-VHT80 at channel 5775MHz Ant 1 + 2 (CDD Mode)	

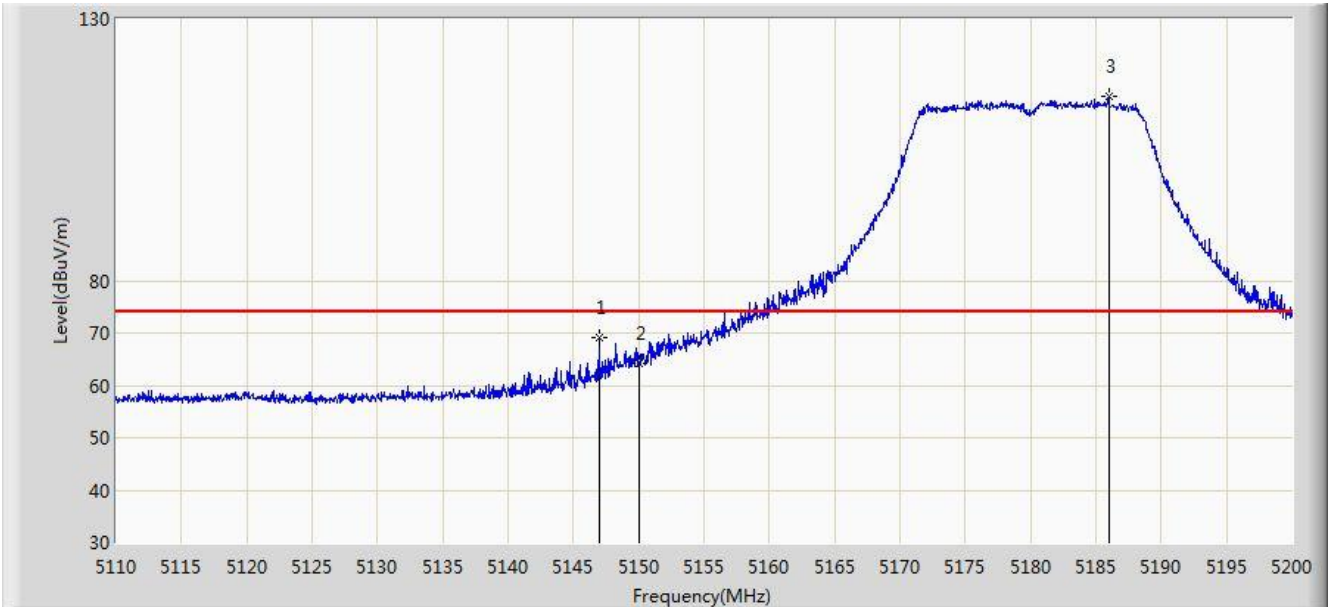


No	Flag	Mark	Frequency (MHz)	Measure Level (dBuV/m)	Reading Level (dBuV)	Margin (dB)	Limit (dBuV/m)	Factor (dB)	Type
1		*	5643.800	65.766	61.116	-2.434	68.200	4.651	PK
2			5650.000	63.772	59.101	-4.428	68.200	4.671	PK
3			5693.200	77.968	73.126	-23.005	100.973	4.841	PK
4			5700.000	77.341	72.463	-27.859	105.200	4.878	PK
5			5716.600	81.127	76.152	-28.722	109.849	4.975	PK
6			5720.000	80.826	75.829	-29.974	110.800	4.997	PK
7			5724.200	82.698	77.674	-37.679	120.377	5.024	PK
8			5725.000	80.778	75.749	-41.422	122.200	5.029	PK
9			5744.000	108.496	103.347	N/A	N/A	5.149	PK
10			5850.000	72.853	67.127	-49.347	122.200	5.726	PK
11			5855.000	73.214	67.468	-37.586	110.800	5.746	PK
12			5875.000	68.085	62.265	-37.115	105.200	5.820	PK
13			5925.000	60.875	54.909	-7.325	68.200	5.967	PK
14			5934.800	60.929	54.938	-7.271	68.200	5.991	PK

Note: Measure Level (dBuV/m) = Reading Level (dBuV) + Factor (dB)

Factor (dB) = Cable Loss (dB) + Antenna Factor (dB) (dB/m) - Pre_Amplifier Gain (dB)

Site: AC1	Time: 2017/08/26 - 12:22
Limit: FCC_Part15.209_RE(3m)	Engineer: Kevin Ker
Probe: BBHA9120D_1GHz_18GHz	Polarity: Horizontal
EUT: AC220 Wi-Fi AP OD external antenna US	Power: DC 54V
Test Mode: Transmit by 802.11n-HT20 at Channel 5180MHz Ant 1 + 2 (Beam-Forming Mode)	

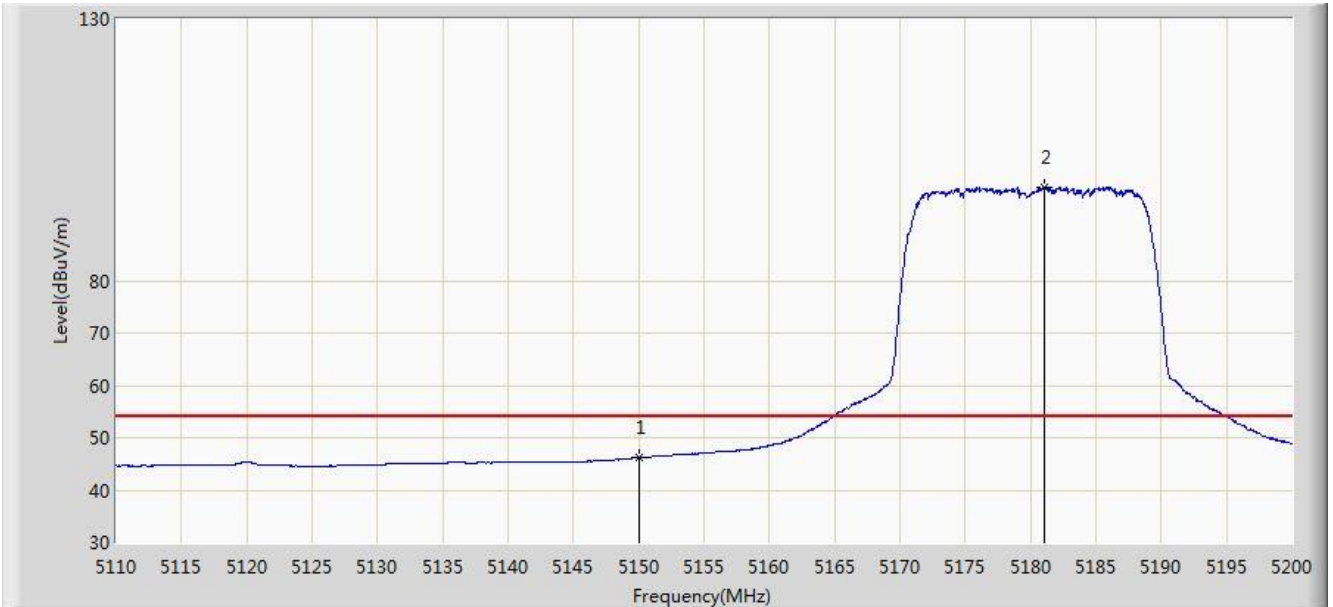


No	Flag	Mark	Frequency (MHz)	Measure Level (dBuV/m)	Reading Level (dBuV)	Over Limit (dB)	Limit (dBuV/m)	Factor (dB)	Type
1			5146.990	69.070	64.894	-4.930	74.000	4.176	PK
2			5150.000	64.295	60.126	-9.705	74.000	4.170	PK
3		*	5185.960	115.348	111.300	N/A	N/A	4.048	PK

Note: Measure Level (dB μ V/m) = Reading Level (dB μ V) + Factor (dB)

Factor (dB) = Cable Loss (dB) + Antenna Factor (dB/m) - Pre_Amplifier Gain (dB)

Site: AC1	Time: 2017/08/26 - 12:26
Limit: FCC_Part15.209_RE(3m)	Engineer: Kevin Ker
Probe: BBHA9120D_1GHz_18GHz	Polarity: Horizontal
EUT: AC220 Wi-Fi AP OD external antenna US	Power: DC 54V
Test Mode: Transmit by 802.11n-HT20 at Channel 5180MHz Ant 1 + 2 (Beam-Forming Mode)	

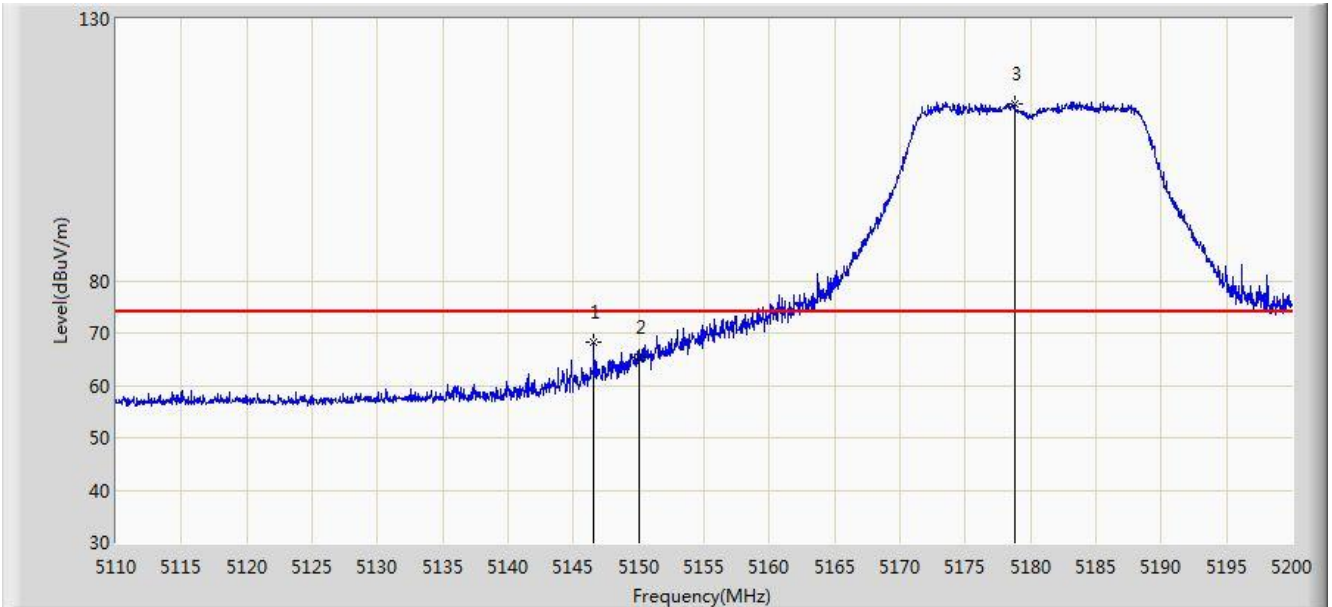


No	Flag	Mark	Frequency (MHz)	Measure Level (dBuV/m)	Reading Level (dBuV)	Over Limit (dB)	Limit (dBuV/m)	Factor (dB)	Type
1			5150.000	46.256	42.087	-7.744	54.000	4.170	AV
2		*	5181.100	97.903	93.838	N/A	N/A	4.064	AV

Note: Measure Level (dB μ V/m) = Reading Level (dB μ V) + Factor (dB)

Factor (dB) = Cable Loss (dB) + Antenna Factor (dB/m) - Pre_Amplifier Gain (dB)

Site: AC1	Time: 2017/08/26 - 12:26
Limit: FCC_Part15.209_RE(3m)	Engineer: Kevin Ker
Probe: BBHA9120D_1GHz_18GHz	Polarity: Vertical
EUT: AC220 Wi-Fi AP OD external antenna US	Power: DC 54V
Test Mode: Transmit by 802.11n-HT20 at Channel 5180MHz Ant 1 + 2 (Beam-Forming Mode)	

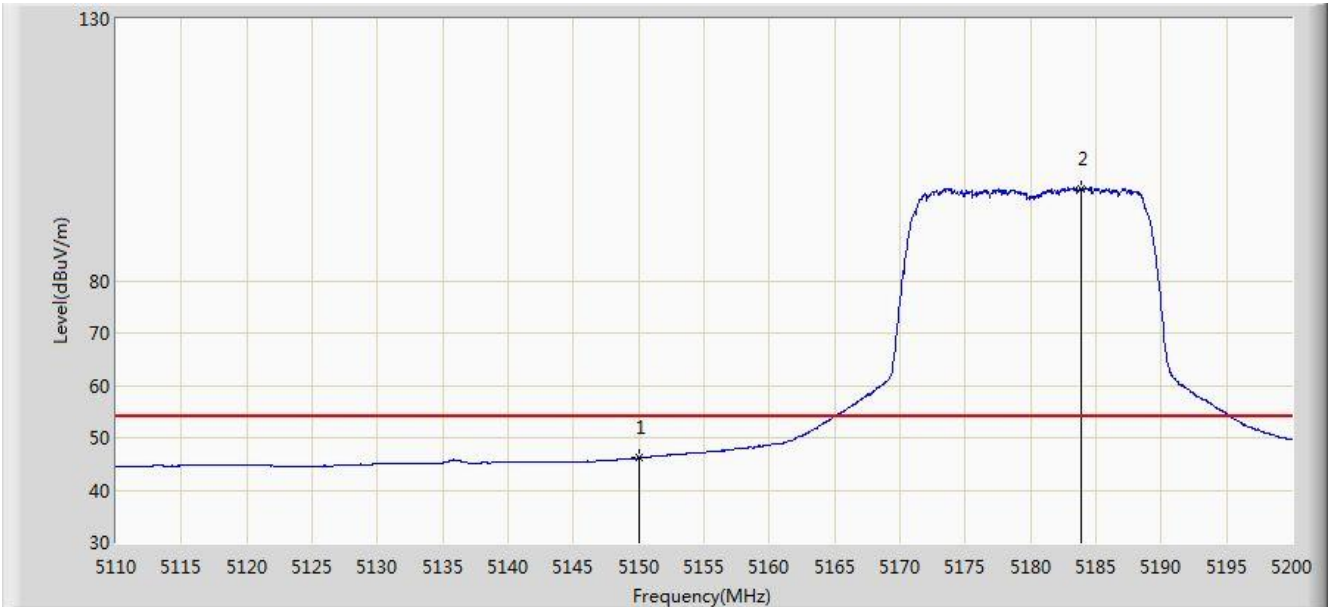


No	Flag	Mark	Frequency (MHz)	Measure Level (dBuV/m)	Reading Level (dBuV)	Over Limit (dB)	Limit (dBuV/m)	Factor (dB)	Type
1			5146.585	68.176	64.000	-5.824	74.000	4.176	PK
2			5150.000	65.229	61.060	-8.771	74.000	4.170	PK
3		*	5178.760	113.877	109.804	N/A	N/A	4.073	PK

Note: Measure Level (dB μ V/m) = Reading Level (dB μ V) + Factor (dB)

Factor (dB) = Cable Loss (dB) + Antenna Factor (dB/m) - Pre_Amplifier Gain (dB)

Site: AC1	Time: 2017/08/26 - 12:27
Limit: FCC_Part15.209_RE(3m)	Engineer: Kevin Ker
Probe: BBHA9120D_1GHz_18GHz	Polarity: Vertical
EUT: AC220 Wi-Fi AP OD external antenna US	Power: DC 54V
Test Mode: Transmit by 802.11n-HT20 at Channel 5180MHz Ant 1 + 2 (Beam-Forming Mode)	

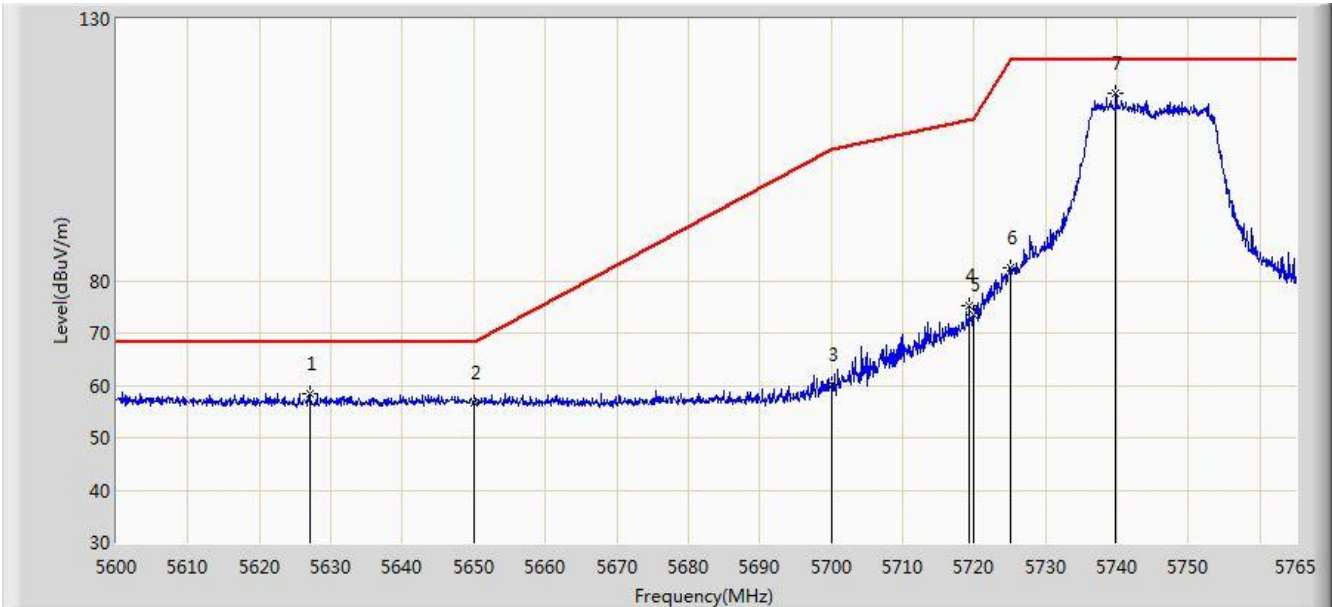


No	Flag	Mark	Frequency (MHz)	Measure Level (dBuV/m)	Reading Level (dBuV)	Over Limit (dB)	Limit (dBuV/m)	Factor (dB)	Type
1			5150.000	46.123	41.954	-7.877	54.000	4.170	AV
2		*	5183.845	97.581	93.526	N/A	N/A	4.056	AV

Note: Measure Level (dB μ V/m) = Reading Level (dB μ V) + Factor (dB)

Factor (dB) = Cable Loss (dB) + Antenna Factor (dB/m) - Pre_Amplifier Gain (dB)

Site: AC1	Time: 2017/08/26 - 13:25
Limit: FCC_Part15.407_RE(3m)	Engineer: Kevin Ker
Probe: BBHA9120D_1GHz_18GHz	Polarity: Horizontal
EUT: AC220 Wi-Fi AP OD external antenna US	Power: DC 54V
Test Mode: Transmit by 802.11n-HT20 at Channel 5745MHz Ant 1 + 2 (Beam-Forming Mode)	

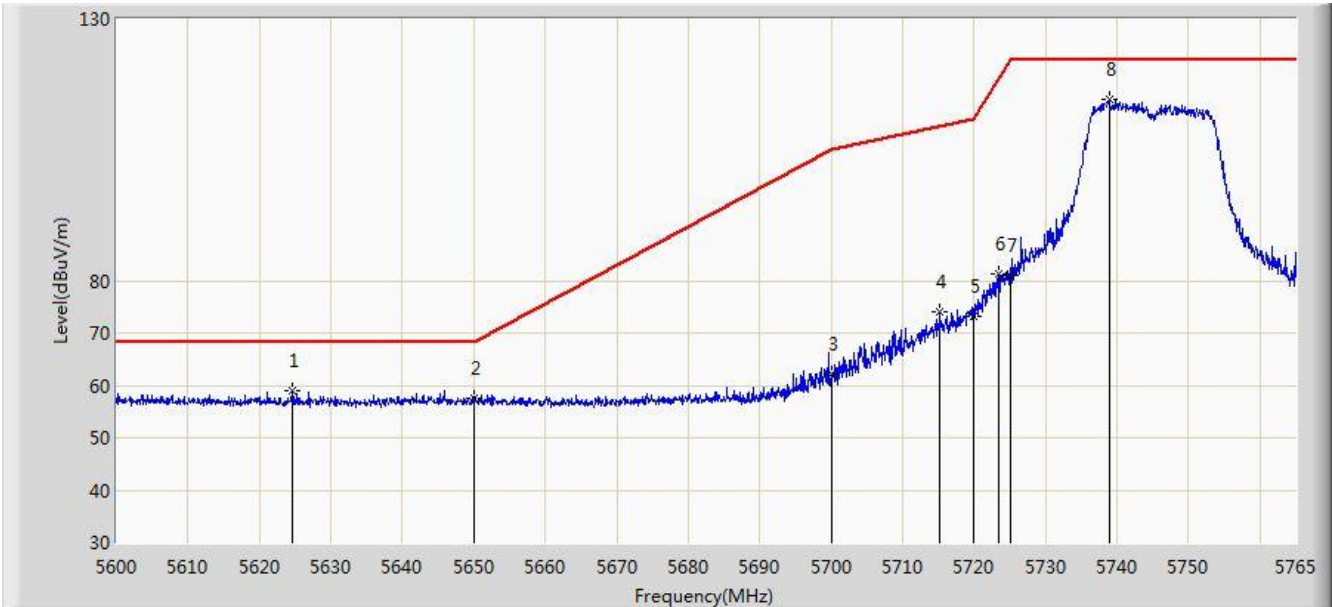


No	Flag	Mark	Frequency (MHz)	Measure Level (dBuV/m)	Reading Level (dBuV)	Over Limit (dB)	Limit (dBuV/m)	Factor (dB)	Type
1			5627.060	58.491	53.890	-9.709	68.200	4.601	PK
2			5650.000	56.691	52.020	-11.509	68.200	4.671	PK
3			5700.000	60.173	55.295	-45.027	105.200	4.878	PK
4			5719.295	75.175	70.183	-35.428	110.603	4.992	PK
5			5720.000	73.557	68.560	-37.243	110.800	4.997	PK
6			5725.000	82.527	77.498	-39.673	122.200	5.029	PK
7		*	5739.837	115.694	110.570	N/A	N/A	5.123	PK

Note: Measure Level (dBμV/m) = Reading Level (dBμV) + Factor (dB)

Factor (dB) = Cable Loss (dB) + Antenna Factor (dB/m) - Pre_Amplifier Gain (dB)

Site: AC1	Time: 2017/08/26 - 13:30
Limit: FCC_Part15.407_RE(3m)	Engineer: Kevin Ker
Probe: BBHA9120D_1GHz_18GHz	Polarity: Vertical
EUT: AC220 Wi-Fi AP OD external antenna US	Power: DC 54V
Test Mode: Transmit by 802.11n-HT20 at Channel 5745MHz Ant 1 + 2 (Beam-Forming Mode)	

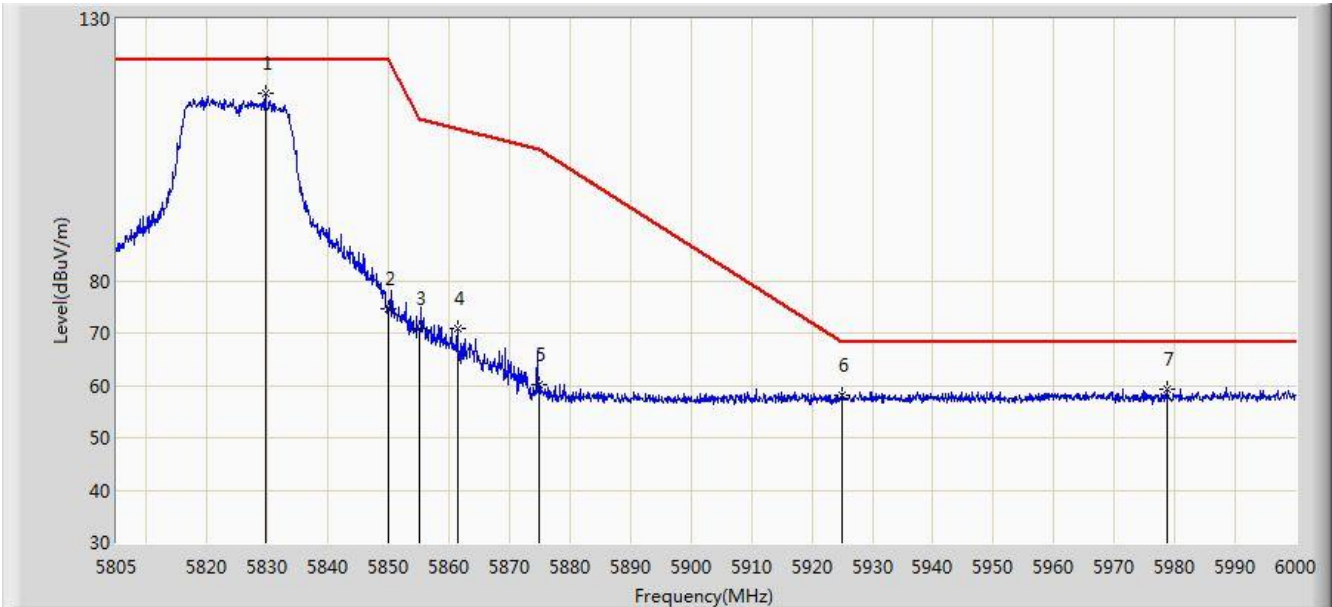


No	Flag	Mark	Frequency (MHz)	Measure Level (dBuV/m)	Reading Level (dBuV)	Over Limit (dB)	Limit (dBuV/m)	Factor (dB)	Type
1			5624.667	59.092	54.498	-9.108	68.200	4.595	PK
2			5650.000	57.627	52.956	-10.573	68.200	4.671	PK
3			5700.000	62.090	57.212	-43.110	105.200	4.878	PK
4			5715.252	74.079	69.113	-35.393	109.472	4.967	PK
5			5720.000	73.318	68.321	-37.482	110.800	4.997	PK
6			5723.420	81.416	76.397	-37.183	118.599	5.019	PK
7			5725.000	80.991	75.962	-41.209	122.200	5.029	PK
8		*	5738.848	114.665	109.548	N/A	N/A	5.117	PK

Note: Measure Level (dBuV/m) = Reading Level (dBuV) + Factor (dB)

Factor (dB) = Cable Loss (dB) + Antenna Factor (dB/m) - Pre_Amplifier Gain (dB)

Site: AC1	Time: 2017/08/26 - 13:32
Limit: FCC_Part15.407_RE(3m)	Engineer: Kevin Ker
Probe: BBHA9120D_1GHz_18GHz	Polarity: Horizontal
EUT: AC220 Wi-Fi AP OD external antenna US	Power: DC 54V
Test Mode: Transmit by 802.11n-HT20 at Channel 5825MHz Ant 1 + 2 (Beam-Forming Mode)	

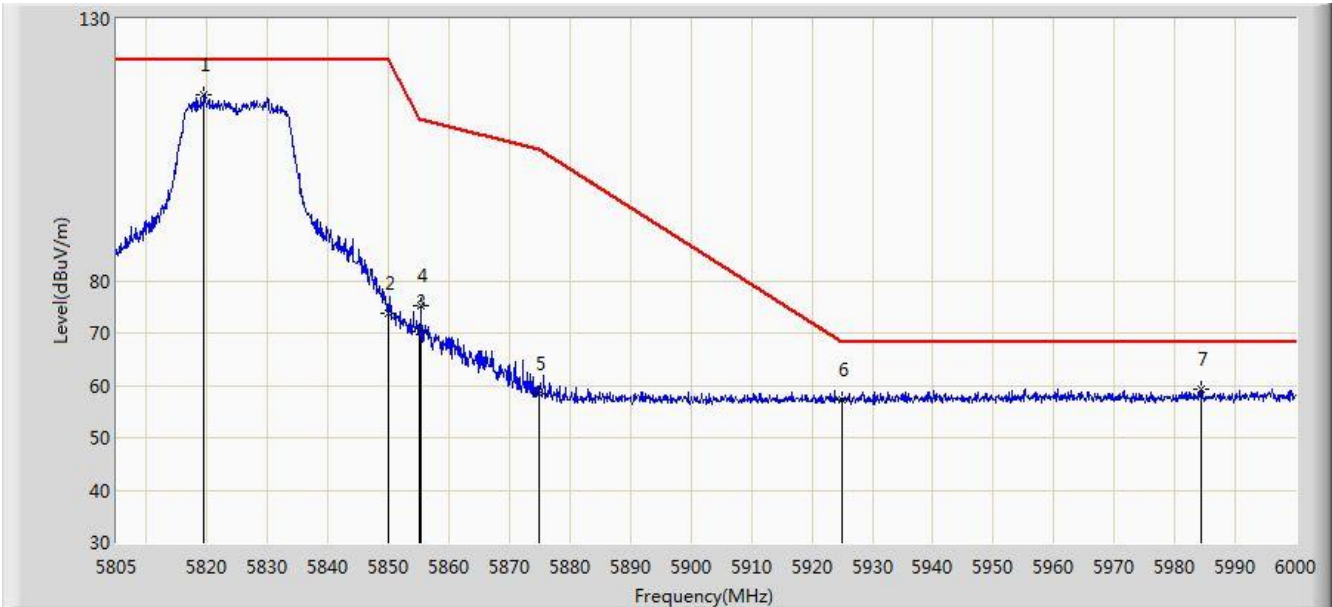


No	Flag	Mark	Frequency (MHz)	Measure Level (dBuV/m)	Reading Level (dBuV)	Over Limit (dB)	Limit (dBuV/m)	Factor (dB)	Type
1		*	5829.570	115.890	110.275	N/A	N/A	5.614	PK
2			5850.000	74.683	68.957	-47.517	122.200	5.726	PK
3			5855.000	70.974	65.228	-39.826	110.800	5.746	PK
4			5861.355	70.818	65.045	-38.201	109.019	5.772	PK
5			5875.000	60.275	54.455	-44.925	105.200	5.820	PK
6			5925.000	58.184	52.218	-10.016	68.200	5.967	PK
7			5978.647	59.378	53.303	-8.822	68.200	6.075	PK

Note: Measure Level (dBμV/m) = Reading Level (dBμV) + Factor (dB)

Factor (dB) = Cable Loss (dB) + Antenna Factor (dB/m) - Pre_Amplifier Gain (dB)

Site: AC1	Time: 2017/08/26 - 13:36
Limit: FCC_Part15.407_RE(3m)	Engineer: Kevin Ker
Probe: BBHA9120D_1GHz_18GHz	Polarity: Vertical
EUT: AC220 Wi-Fi AP OD external antenna US	Power: DC 54V
Test Mode: Transmit by 802.11n-HT20 at Channel 5825MHz Ant 1 + 2 (Beam-Forming Mode)	

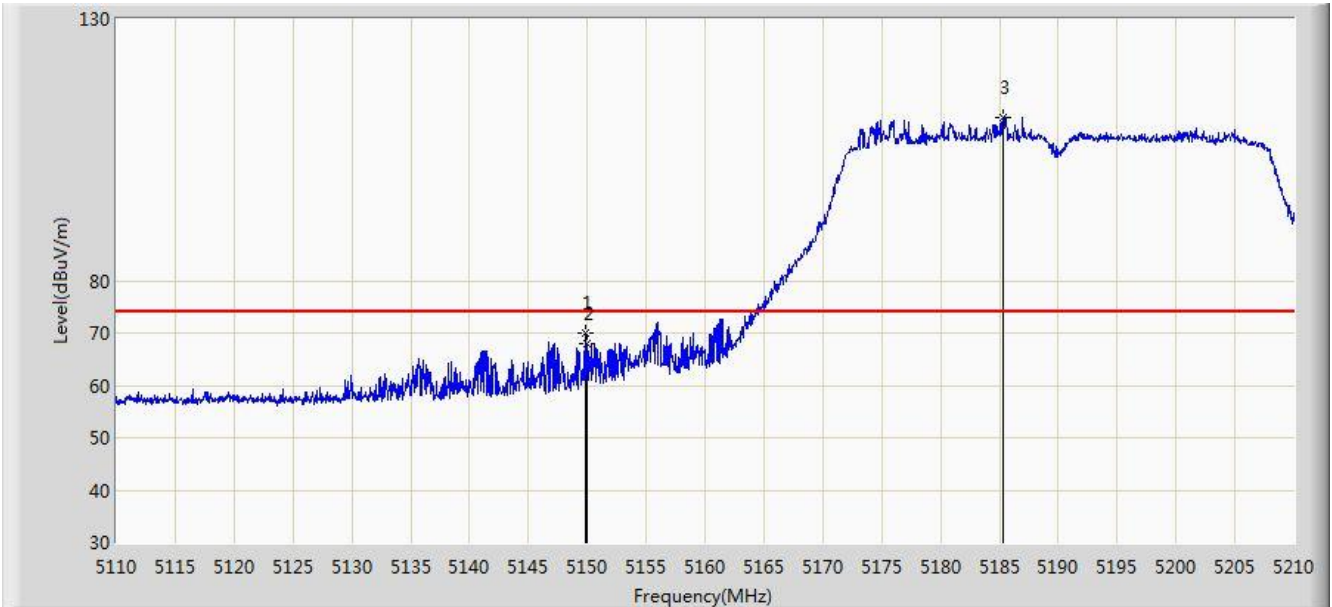


No	Flag	Mark	Frequency (MHz)	Measure Level (dBuV/m)	Reading Level (dBuV)	Over Limit (dB)	Limit (dBuV/m)	Factor (dB)	Type
1		*	5819.527	115.384	109.828	N/A	N/A	5.556	PK
2			5850.000	73.768	68.042	-48.432	122.200	5.726	PK
3			5855.000	70.269	64.523	-40.531	110.800	5.746	PK
4			5855.408	75.271	69.523	-35.415	110.686	5.749	PK
5			5875.000	58.384	52.564	-46.816	105.200	5.820	PK
6			5925.000	57.251	51.285	-10.949	68.200	5.967	PK
7			5984.400	59.349	53.264	-8.851	68.200	6.085	PK

Note: Measure Level (dBμV/m) = Reading Level (dBμV) + Factor (dB)

Factor (dB) = Cable Loss (dB) + Antenna Factor (dB/m) - Pre_Amplifier Gain (dB)

Site: AC1	Time: 2017/08/26 - 15:05
Limit: FCC_Part15.209_RE(3m)	Engineer: Kevin Ker
Probe: BBHA9120D_1GHz_18GHz	Polarity: Horizontal
EUT: AC220 Wi-Fi AP OD external antenna US	Power: DC 54V
Test Mode: Transmit by 802.11n-HT40 at Channel 5190MHz Ant 1 + 2 (Beam-Forming Mode)	

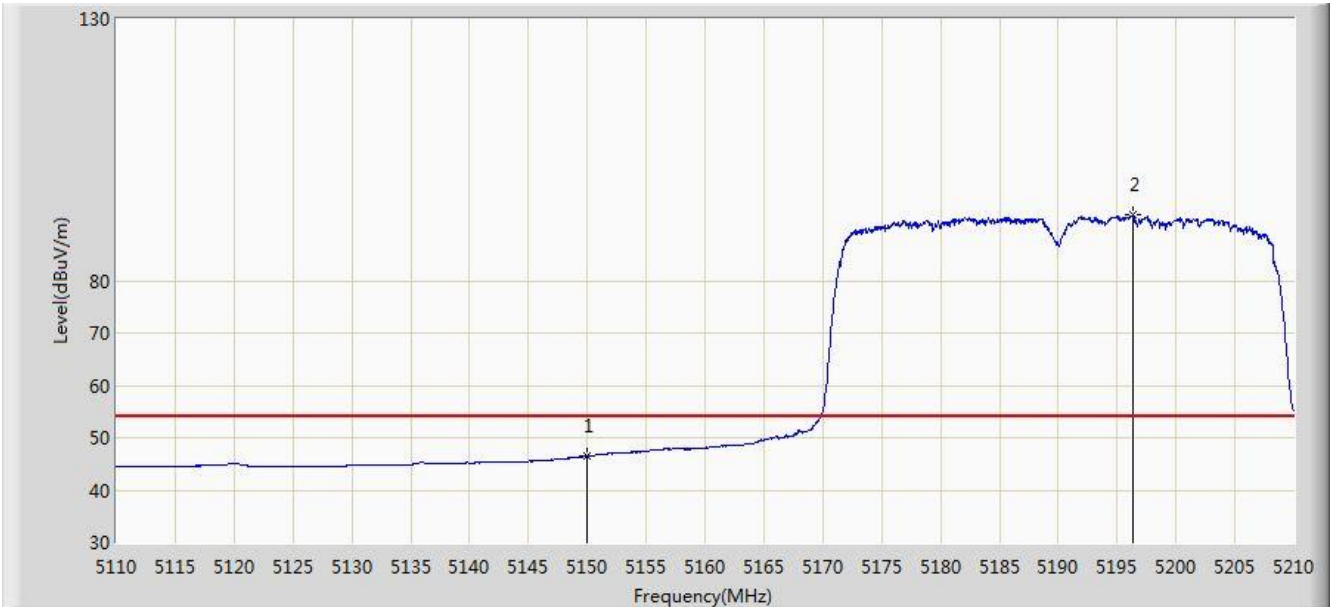


No	Flag	Mark	Frequency (MHz)	Measure Level (dBuV/m)	Reading Level (dBuV)	Over Limit (dB)	Limit (dBuV/m)	Factor (dB)	Type
1			5149.800	69.989	65.819	-4.011	74.000	4.169	PK
2			5150.000	68.013	63.844	-5.987	74.000	4.170	PK
3		*	5185.350	111.226	107.176	N/A	N/A	4.050	PK

Note: Measure Level (dBμV/m) = Reading Level (dBμV) + Factor (dB)

Factor (dB) = Cable Loss (dB) + Antenna Factor (dB/m) - Pre_Amplifier Gain (dB)

Site: AC1	Time: 2017/08/26 - 15:06
Limit: FCC_Part15.209_RE(3m)	Engineer: Kevin Ker
Probe: BBHA9120D_1GHz_18GHz	Polarity: Horizontal
EUT: AC220 Wi-Fi AP OD external antenna US	Power: DC 54V
Test Mode: Transmit by 802.11n-HT40 at Channel 5190MHz Ant 1 + 2 (Beam-Forming Mode)	

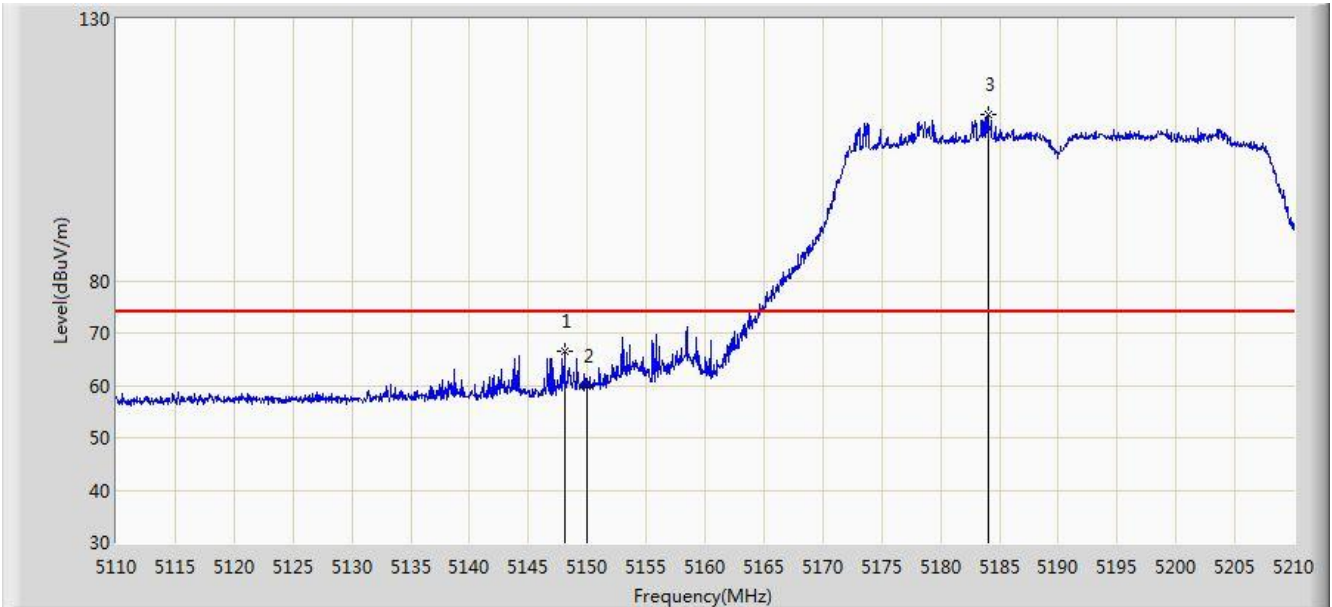


No	Flag	Mark	Frequency (MHz)	Measure Level (dBuV/m)	Reading Level (dBuV)	Over Limit (dB)	Limit (dBuV/m)	Factor (dB)	Type
1			5150.000	46.468	42.299	-7.532	54.000	4.170	AV
2		*	5196.300	92.610	88.599	N/A	N/A	4.011	AV

Note: Measure Level (dB μ V/m) = Reading Level (dB μ V) + Factor (dB)

Factor (dB) = Cable Loss (dB) + Antenna Factor (dB/m) - Pre_Amplifier Gain (dB)

Site: AC1	Time: 2017/08/26 - 15:07
Limit: FCC_Part15.209_RE(3m)	Engineer: Kevin Ker
Probe: BBHA9120D_1GHz_18GHz	Polarity: Vertical
EUT: AC220 Wi-Fi AP OD external antenna US	Power: DC 54V
Test Mode: Transmit by 802.11n-HT40 at Channel 5190MHz Ant 1 + 2 (Beam-Forming Mode)	

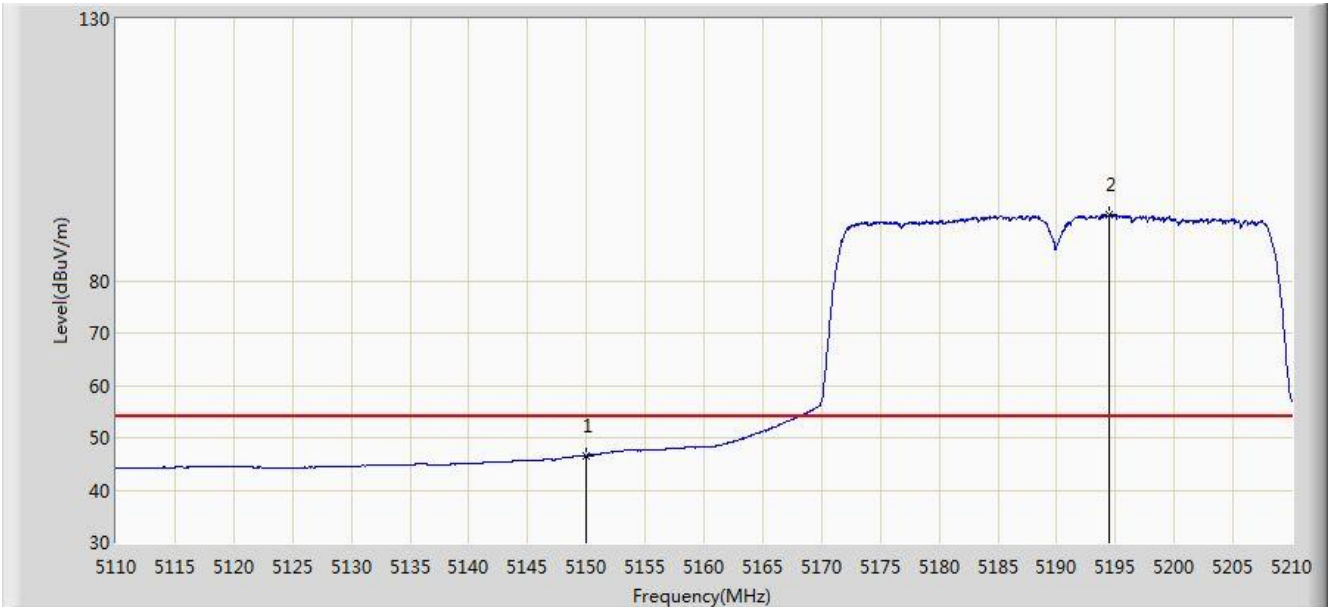


No	Flag	Mark	Frequency (MHz)	Measure Level (dBuV/m)	Reading Level (dBuV)	Over Limit (dB)	Limit (dBuV/m)	Factor (dB)	Type
1			5148.050	66.460	62.285	-7.540	74.000	4.176	PK
2			5150.000	59.756	55.587	-14.244	74.000	4.170	PK
3		*	5184.050	111.787	107.732	N/A	N/A	4.054	PK

Note: Measure Level (dB μ V/m) = Reading Level (dB μ V) + Factor (dB)

Factor (dB) = Cable Loss (dB) + Antenna Factor (dB/m) - Pre_Amplifier Gain (dB)

Site: AC1	Time: 2017/08/26 - 15:08
Limit: FCC_Part15.209_RE(3m)	Engineer: Kevin Ker
Probe: BBHA9120D_1GHz_18GHz	Polarity: Vertical
EUT: AC220 Wi-Fi AP OD external antenna US	Power: DC 54V
Test Mode: Transmit by 802.11n-HT40 at Channel 5190MHz Ant 1 + 2 (Beam-Forming Mode)	

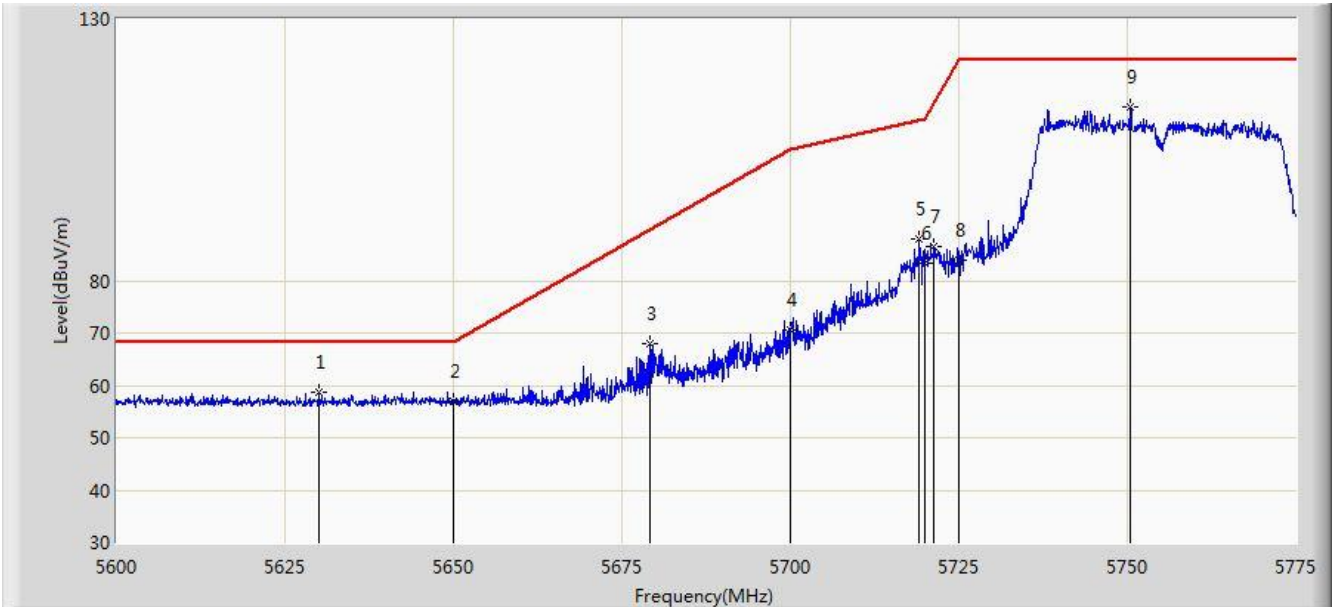


No	Flag	Mark	Frequency (MHz)	Measure Level (dBuV/m)	Reading Level (dBuV)	Over Limit (dB)	Limit (dBuV/m)	Factor (dB)	Type
1			5150.000	46.625	42.456	-7.375	54.000	4.170	AV
2		*	5194.400	92.578	88.560	N/A	N/A	4.018	AV

Note: Measure Level (dB μ V/m) = Reading Level (dB μ V) + Factor (dB)

Factor (dB) = Cable Loss (dB) + Antenna Factor (dB/m) - Pre_Amplifier Gain (dB)

Site: AC1	Time: 2017/08/26 - 16:10
Limit: FCC_Part15.407_RE(3m)	Engineer: Kevin Ker
Probe: BBHA9120D_1GHz_18GHz	Polarity: Horizontal
EUT: AC220 Wi-Fi AP OD external antenna US	Power: DC 54V
Test Mode: Transmit by 802.11n-HT40 at Channel 5755MHz Ant 1 + 2 (Beam-Forming Mode)	

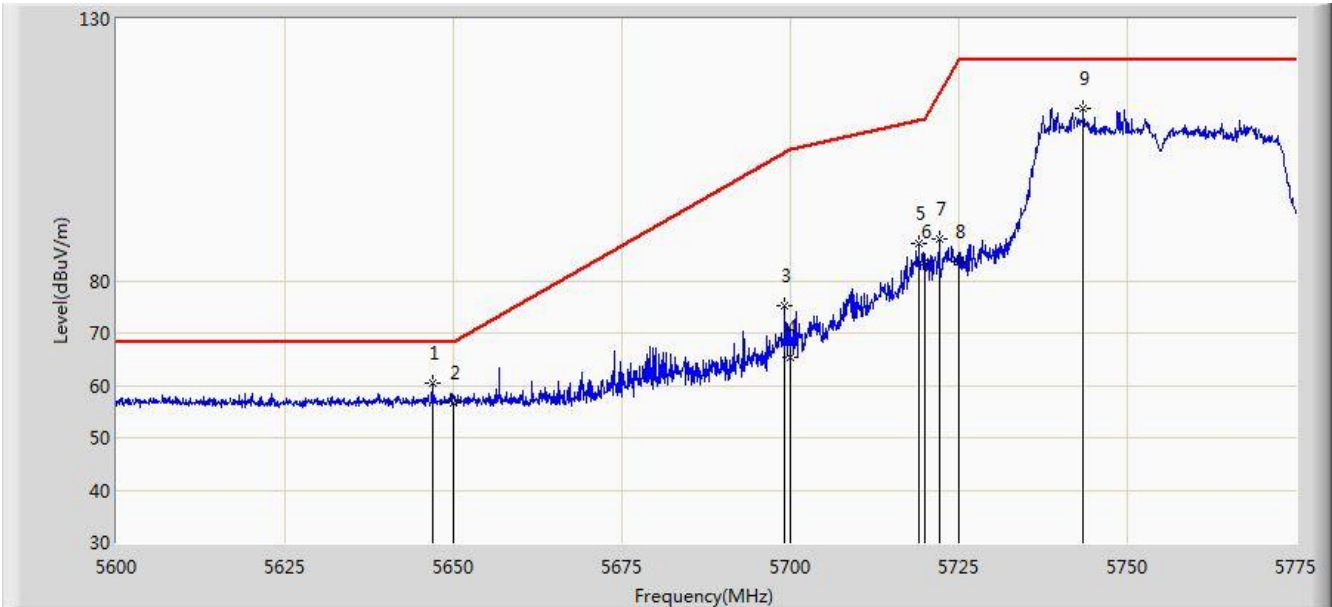


No	Flag	Mark	Frequency (MHz)	Measure Level (dBuV/m)	Reading Level (dBuV)	Over Limit (dB)	Limit (dBuV/m)	Factor (dB)	Type
1			5630.100	58.659	54.050	-9.541	68.200	4.610	PK
2			5650.000	57.025	52.354	-11.175	68.200	4.671	PK
3			5679.100	68.047	63.263	-21.727	89.774	4.785	PK
4			5700.000	70.526	65.648	-34.674	105.200	4.878	PK
5			5719.175	87.915	82.923	-22.655	110.569	4.992	PK
6			5720.000	83.251	78.254	-27.549	110.800	4.997	PK
7			5721.275	86.412	81.407	-27.296	113.708	5.005	PK
8			5725.000	83.960	78.931	-38.240	122.200	5.029	PK
9		*	5750.500	113.275	108.089	N/A	N/A	5.186	PK

Note: Measure Level (dBμV/m) = Reading Level (dBμV) + Factor (dB)

Factor (dB) = Cable Loss (dB) + Antenna Factor (dB/m) - Pre_Amplifier Gain (dB)

Site: AC1	Time: 2017/08/26 - 16:14
Limit: FCC_Part15.407_RE(3m)	Engineer: Kevin Ker
Probe: BBHA9120D_1GHz_18GHz	Polarity: Vertical
EUT: AC220 Wi-Fi AP OD external antenna US	Power: DC 54V
Test Mode: Transmit by 802.11n-HT40 at Channel 5755MHz Ant 1 + 2 (Beam-Forming Mode)	

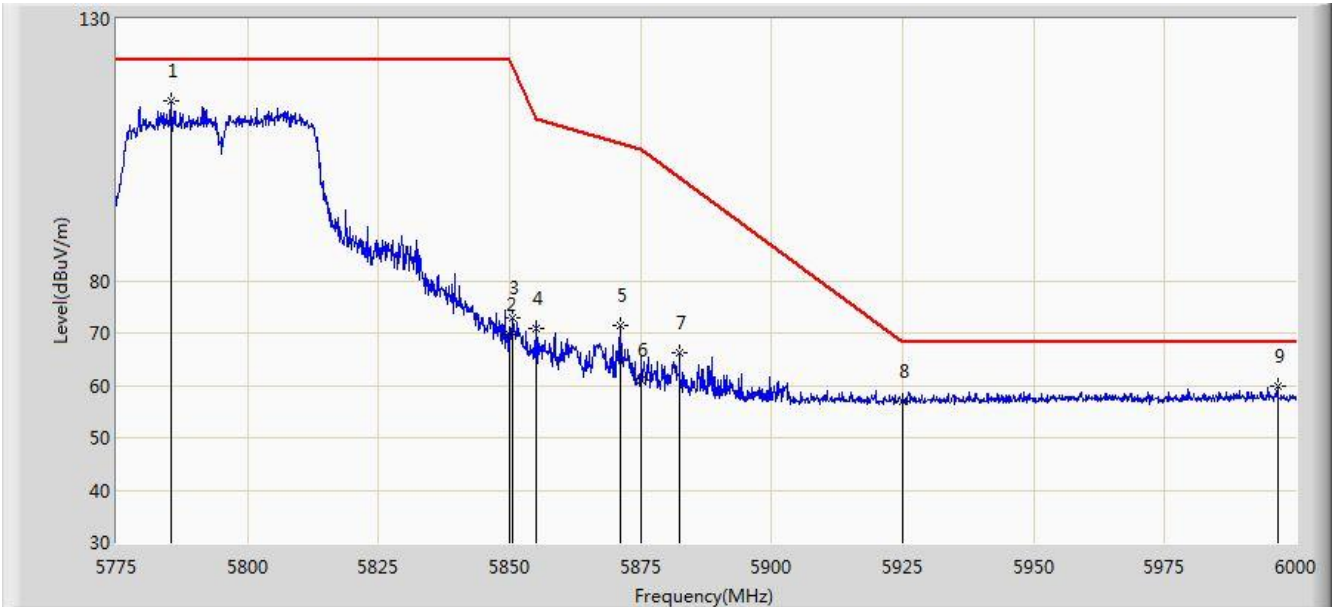


No	Flag	Mark	Frequency (MHz)	Measure Level (dBuV/m)	Reading Level (dBuV)	Over Limit (dB)	Limit (dBuV/m)	Factor (dB)	Type
1		*	5646.900	60.574	55.913	-7.626	68.200	4.661	PK
2			5650.000	56.643	51.972	-11.557	68.200	4.671	PK
3			5699.225	75.341	70.467	-29.288	104.629	4.874	PK
4			5700.000	65.490	60.612	-39.710	105.200	4.878	PK
5			5719.087	87.105	82.114	-23.440	110.545	4.992	PK
6			5720.000	83.610	78.613	-27.190	110.800	4.997	PK
7			5722.062	87.983	82.973	-27.519	115.503	5.010	PK
8			5725.000	83.557	78.528	-38.643	122.200	5.029	PK
9			5743.500	112.879	107.733	N/A	N/A	5.147	PK

Note: Measure Level (dBuV/m) = Reading Level (dBuV) + Factor (dB)

Factor (dB) = Cable Loss (dB) + Antenna Factor (dB/m) - Pre_Amplifier Gain (dB)

Site: AC1	Time: 2017/08/26 - 16:16
Limit: FCC_Part15.209_RE(3m)_ Bandedge	Engineer: Kevin Ker
Probe: BBHA9120D_1GHz_18GHz	Polarity: Horizontal
EUT: AC220 Wi-Fi AP OD external antenna US	Power: DC 54V
Test Mode: Transmit by 802.11n-HT40 at Channel 5795MHz Ant 1 + 2 (Beam-Forming Mode)	

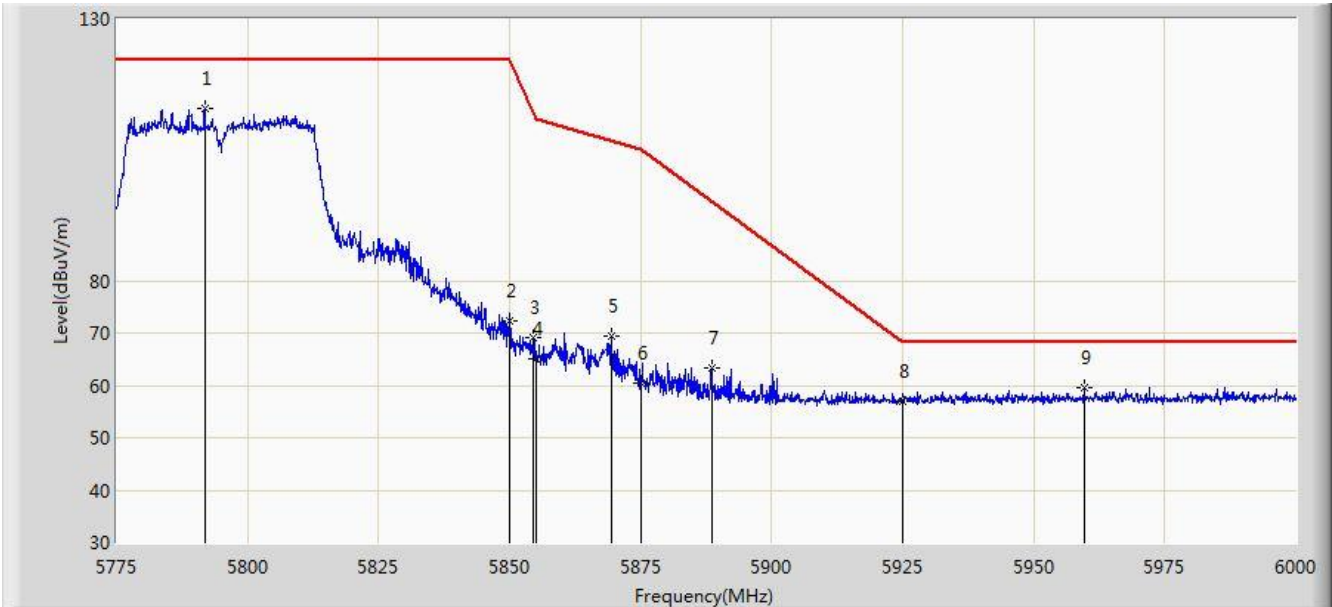


No	Flag	Mark	Frequency (MHz)	Measure Level (dBuV/m)	Reading Level (dBuV)	Over Limit (dB)	Limit (dBuV/m)	Factor (dB)	Type
1		*	5785.462	114.395	109.026	N/A	N/A	5.368	PK
2			5850.000	69.844	64.118	-52.356	122.200	5.726	PK
3			5850.487	72.808	67.080	-48.282	121.089	5.727	PK
4			5855.000	70.839	65.093	-39.961	110.800	5.746	PK
5			5871.075	71.321	65.515	-34.976	106.297	5.807	PK
6			5875.000	60.936	55.116	-44.264	105.200	5.820	PK
7			5882.437	66.283	60.438	-33.393	99.677	5.845	PK
8			5925.000	56.955	50.989	-11.245	68.200	5.967	PK
9			5996.513	59.783	53.678	-8.417	68.200	6.105	PK

Note: Measure Level (dBμV/m) = Reading Level (dBμV) + Factor (dB)

Factor (dB) = Cable Loss (dB) + Antenna Factor (dB/m) - Pre_Amplifier Gain (dB)

Site: AC1	Time: 2017/08/26 - 16:20
Limit: FCC_Part15.209_RE(3m)_ Bandedge	Engineer: Kevin Ker
Probe: BBHA9120D_1GHz_18GHz	Polarity: Vertical
EUT: AC220 Wi-Fi AP OD external antenna US	Power: DC 54V
Test Mode: Transmit by 802.11n-HT40 at Channel 5795MHz Ant 1 + 2 (Beam-Forming Mode)	

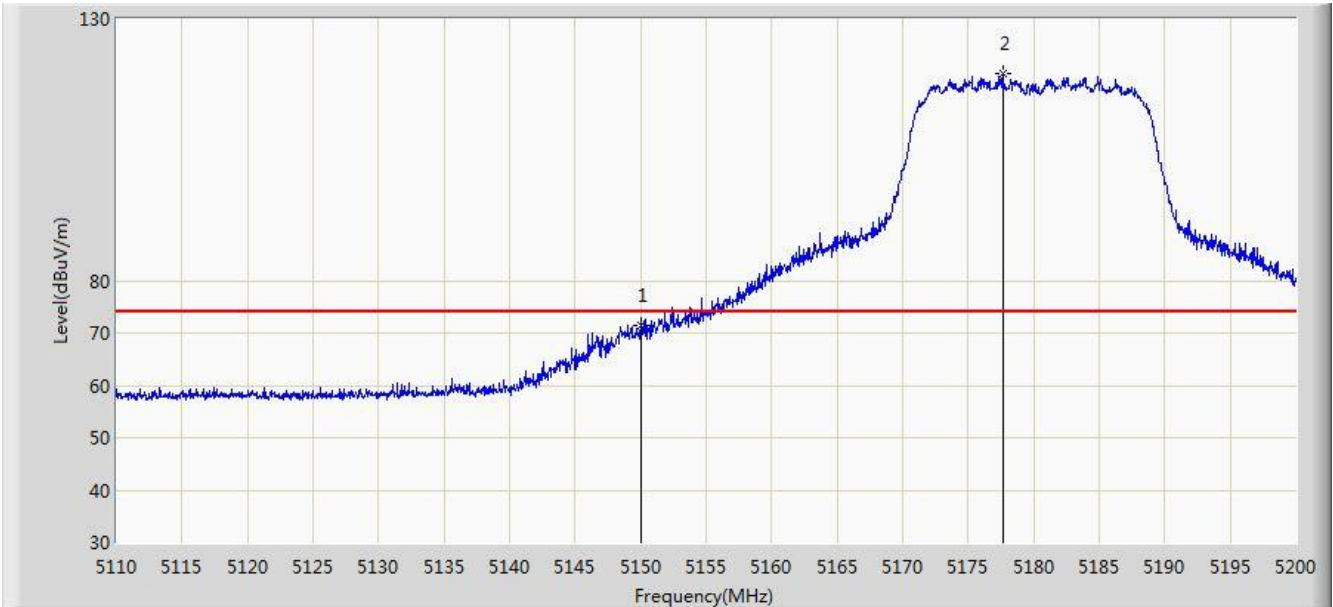


No	Flag	Mark	Frequency (MHz)	Measure Level (dBuV/m)	Reading Level (dBuV)	Over Limit (dB)	Limit (dBuV/m)	Factor (dB)	Type
1			5791.875	113.013	107.612	N/A	N/A	5.402	PK
2			5850.000	72.327	66.601	-49.873	122.200	5.726	PK
3			5854.425	69.247	63.503	-42.864	112.111	5.744	PK
4			5855.000	65.109	59.363	-45.691	110.800	5.746	PK
5			5869.500	69.314	63.513	-37.424	106.738	5.801	PK
6			5875.000	60.464	54.644	-44.736	105.200	5.820	PK
7			5888.513	63.413	57.547	-31.756	95.169	5.867	PK
8			5925.000	57.048	51.082	-11.152	68.200	5.967	PK
9		*	5959.612	59.426	53.383	-8.774	68.200	6.043	PK

Note: Measure Level (dBμV/m) = Reading Level (dBμV) + Factor (dB)

Factor (dB) = Cable Loss (dB) + Antenna Factor (dB/m) - Pre_Amplifier Gain (dB)

Site: AC1	Time: 2017/08/26 - 16:21
Limit: FCC_Part15.209_RE(3m)	Engineer: Kevin Ker
Probe: BBHA9120D_1GHz_18GHz	Polarity: Horizontal
EUT: AC220 Wi-Fi AP OD external antenna US	Power: DC 54V
Test Mode: Transmit by 802.11ac-VHT20 at Channel 5180MHz Ant 1 + 2 (Beam-Forming Mode)	

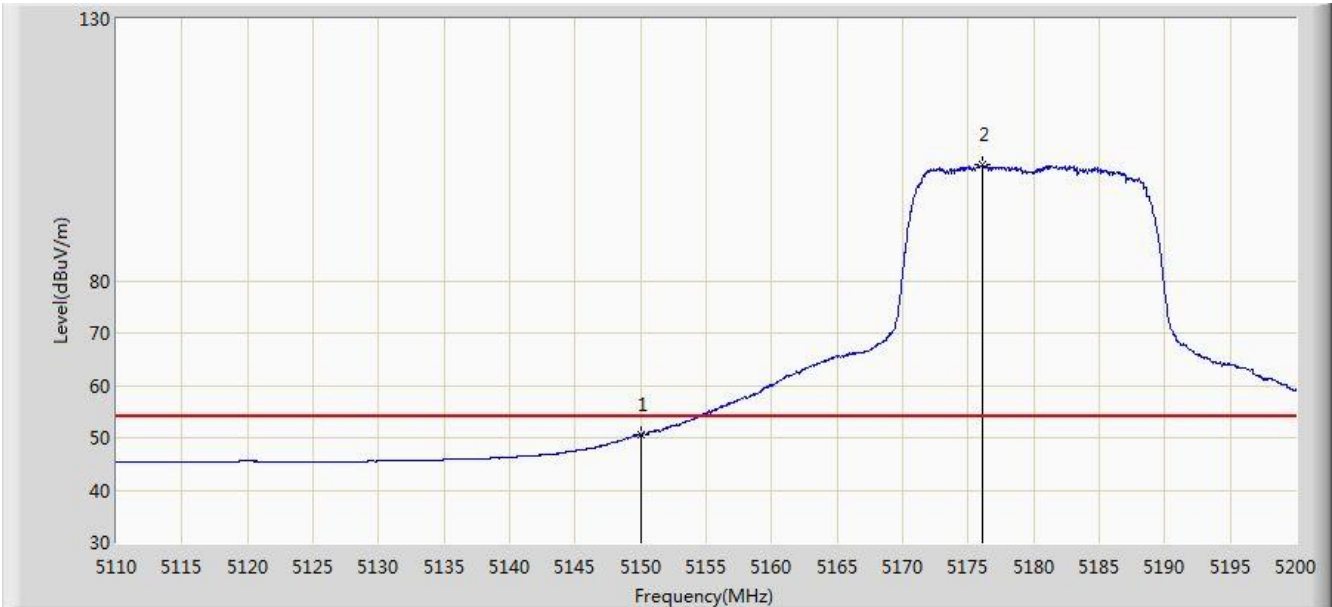


No	Flag	Mark	Frequency (MHz)	Measure Level (dBuV/m)	Reading Level (dBuV)	Over Limit (dB)	Limit (dBuV/m)	Factor (dB)	Type
1			5150.000	71.492	67.323	-2.508	74.000	4.170	PK
2		*	5177.635	119.667	115.590	N/A	N/A	4.077	PK

Note: Measure Level (dB μ V/m) = Reading Level (dB μ V) + Factor (dB)

Factor (dB) = Cable Loss (dB) + Antenna Factor (dB/m) - Pre_Amplifier Gain (dB)

Site: AC1	Time: 2017/08/26 - 16:39
Limit: FCC_Part15.209_RE(3m)	Engineer: Kevin Ker
Probe: BBHA9120D_1GHz_18GHz	Polarity: Horizontal
EUT: AC220 Wi-Fi AP OD external antenna US	Power: DC 54V
Test Mode: Transmit by 802.11ac-VHT20 at Channel 5180MHz Ant 1 + 2 (Beam-Forming Mode)	

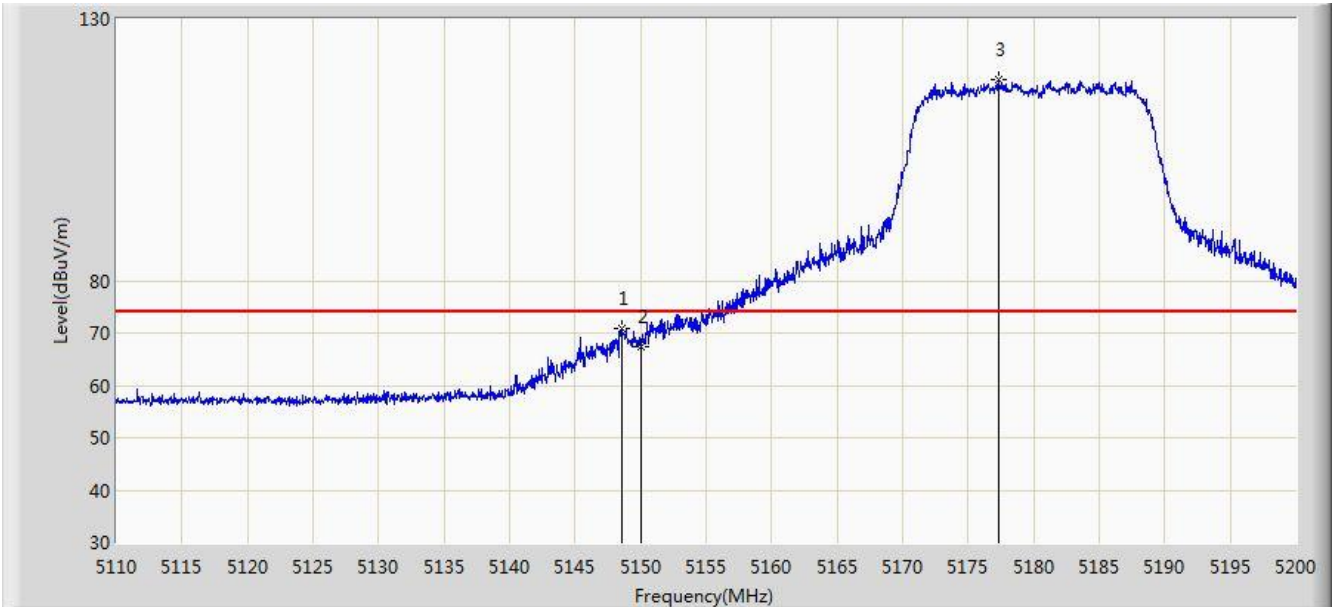


No	Flag	Mark	Frequency (MHz)	Measure Level (dBuV/m)	Reading Level (dBuV)	Over Limit (dB)	Limit (dBuV/m)	Factor (dB)	Type
1			5150.000	50.588	46.419	-3.412	54.000	4.170	AV
2		*	5176.060	102.091	98.008	N/A	N/A	4.083	AV

Note: Measure Level (dB μ V/m) = Reading Level (dB μ V) + Factor (dB)

Factor (dB) = Cable Loss (dB) + Antenna Factor (dB/m) - Pre_Amplifier Gain (dB)

Site: AC1	Time: 2017/08/26 - 16:40
Limit: FCC_Part15.209_RE(3m)	Engineer: Kevin Ker
Probe: BBHA9120D_1GHz_18GHz	Polarity: Vertical
EUT: AC220 Wi-Fi AP OD external antenna US	Power: DC 54V
Test Mode: Transmit by 802.11ac-VHT20 at Channel 5180MHz Ant 1 + 2 (Beam-Forming Mode)	

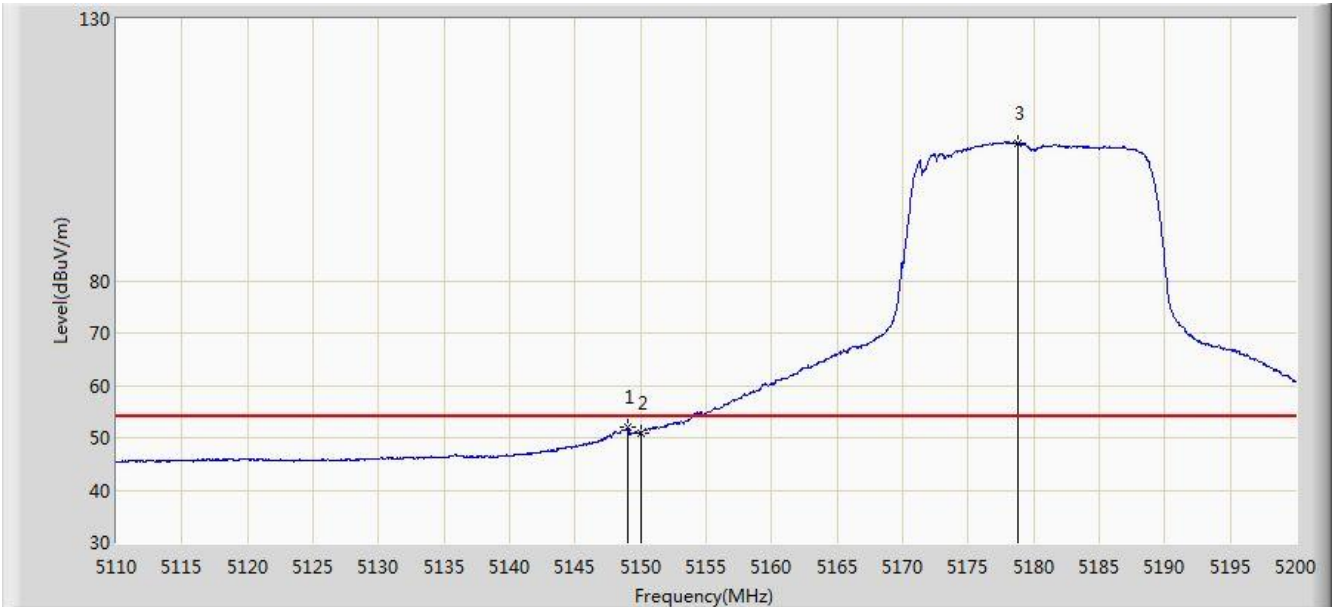


No	Flag	Mark	Frequency (MHz)	Measure Level (dBuV/m)	Reading Level (dBuV)	Over Limit (dB)	Limit (dBuV/m)	Factor (dB)	Type
1			5148.520	70.943	66.769	-3.057	74.000	4.173	PK
2			5150.000	67.521	63.352	-6.479	74.000	4.170	PK
3		*	5177.275	118.390	114.311	N/A	N/A	4.078	PK

Note: Measure Level (dBμV/m) = Reading Level (dBμV) + Factor (dB)

Factor (dB) = Cable Loss (dB) + Antenna Factor (dB/m) - Pre_Amplifier Gain (dB)

Site: AC1	Time: 2017/08/26 - 16:41
Limit: FCC_Part15.209_RE(3m)	Engineer: Kevin Ker
Probe: BBHA9120D_1GHz_18GHz	Polarity: Vertical
EUT: AC220 Wi-Fi AP OD external antenna US	Power: DC 54V
Test Mode: Transmit by 802.11ac-VHT20 at Channel 5180MHz Ant 1 + 2 (Beam-Forming Mode)	

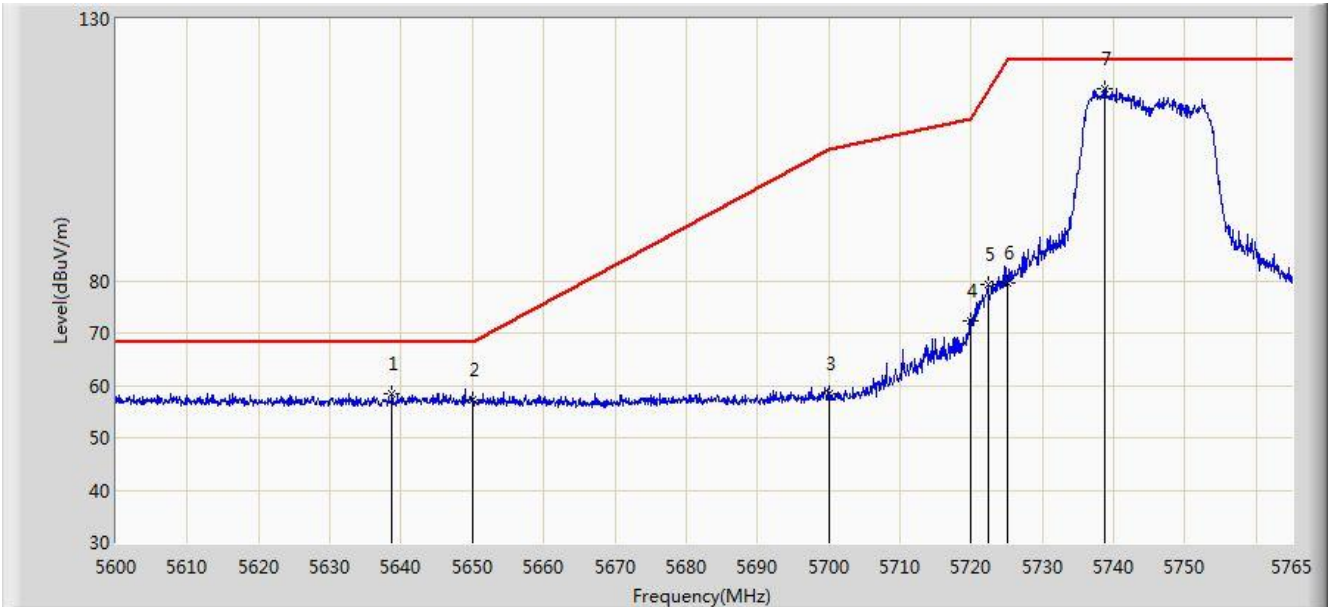


No	Flag	Mark	Frequency (MHz)	Measure Level (dBuV/m)	Reading Level (dBuV)	Over Limit (dB)	Limit (dBuV/m)	Factor (dB)	Type
1			5149.060	51.965	47.793	-2.035	54.000	4.173	AV
2			5150.000	50.953	46.784	-3.047	54.000	4.170	AV
3		*	5178.760	106.284	102.211	N/A	N/A	4.073	AV

Note: Measure Level (dBμV/m) = Reading Level (dBμV) + Factor (dB)

Factor (dB) = Cable Loss (dB) + Antenna Factor (dB/m) - Pre_Amplifier Gain (dB)

Site: AC1	Time: 2017/08/26 - 17:40
Limit: FCC_Part15.407_RE(3m)	Engineer: Kevin Ker
Probe: BBHA9120D_1GHz_18GHz	Polarity: Horizontal
EUT: AC220 Wi-Fi AP OD external antenna US	Power: DC 54V
Test Mode: Transmit by 802.11ac-VHT20 at Channel 5745MHz Ant 1 + 2 (Beam-Forming Mode)	

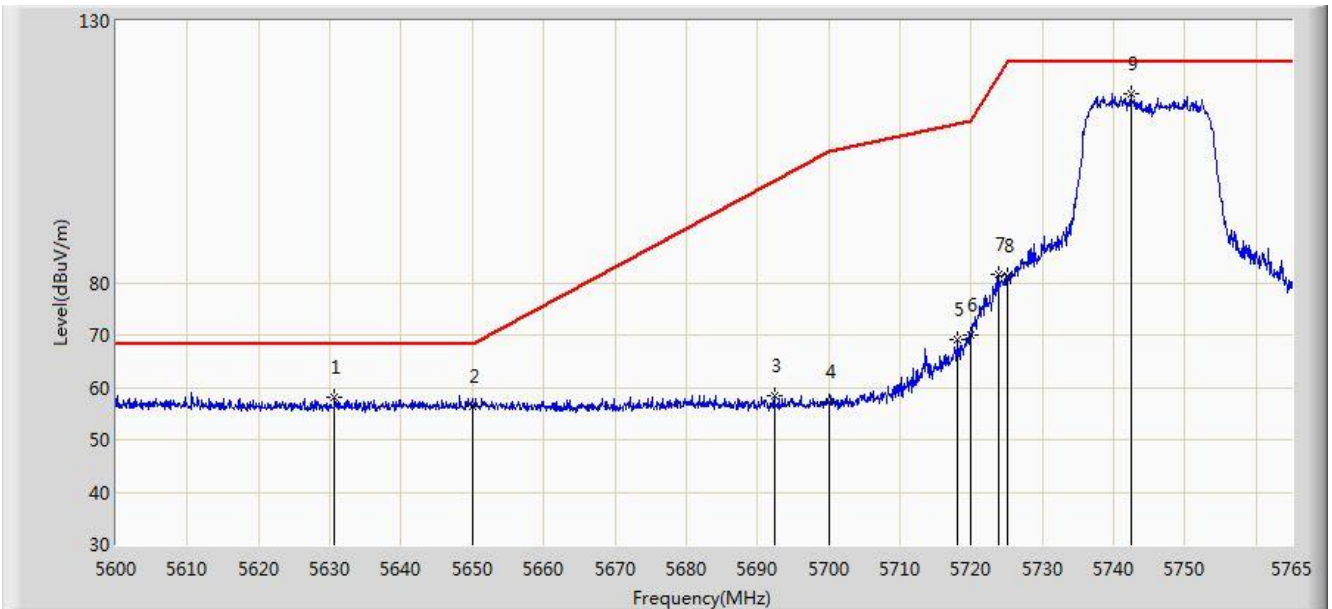


No	Flag	Mark	Frequency (MHz)	Measure Level (dBuV/m)	Reading Level (dBuV)	Over Limit (dB)	Limit (dBuV/m)	Factor (dB)	Type
1			5638.692	58.440	53.806	-9.760	68.200	4.634	PK
2			5650.000	57.156	52.485	-11.044	68.200	4.671	PK
3			5700.000	58.295	53.417	-46.905	105.200	4.878	PK
4			5720.000	72.371	67.374	-38.429	110.800	4.997	PK
5			5722.348	79.262	74.250	-36.893	116.155	5.012	PK
6			5725.000	79.565	74.536	-42.635	122.200	5.029	PK
7		*	5738.683	116.540	111.424	N/A	N/A	5.116	PK

Note: Measure Level (dBμV/m) = Reading Level (dBμV) + Factor (dB)

Factor (dB) = Cable Loss (dB) + Antenna Factor (dB/m) - Pre_Amplifier Gain (dB)

Site: AC1	Time: 2017/08/26 - 17:43
Limit: FCC_Part15.407_RE(3m)	Engineer: Kevin Ker
Probe: BBHA9120D_1GHz_18GHz	Polarity: Vertical
EUT: AC220 Wi-Fi AP OD external antenna US	Power: DC 54V
Test Mode: Transmit by 802.11ac-VHT20 at Channel 5745MHz Ant 1 + 2 (Beam-Forming Mode)	

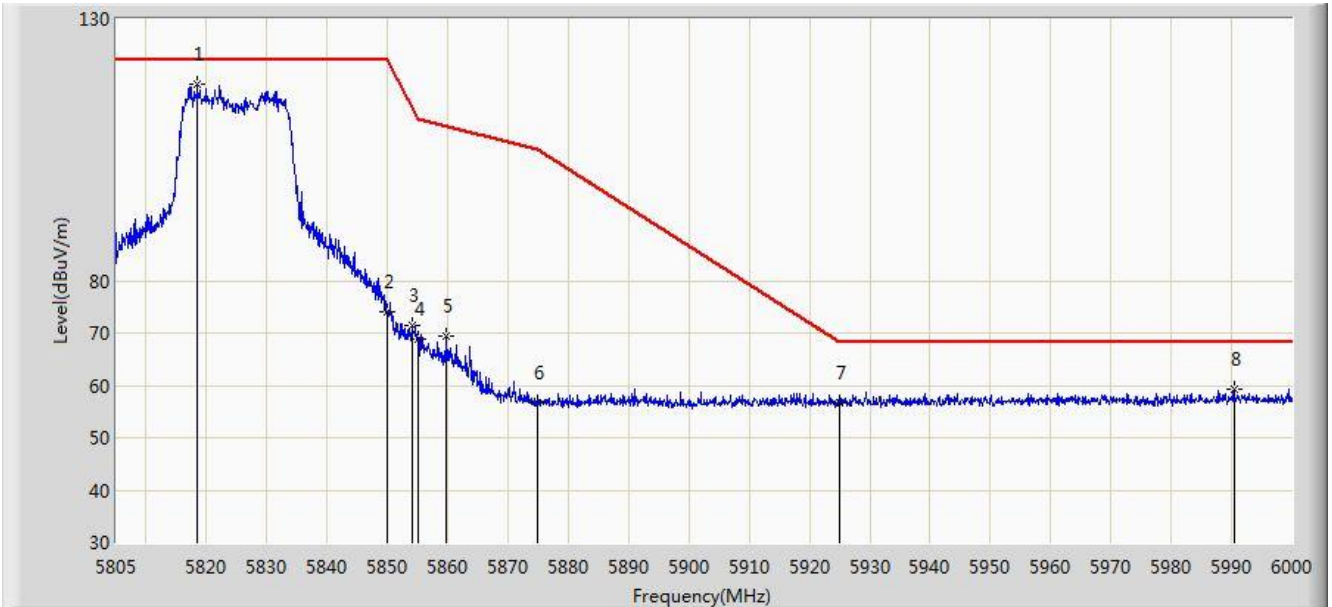


No	Flag	Mark	Frequency (MHz)	Measure Level (dBuV/m)	Reading Level (dBuV)	Over Limit (dB)	Limit (dBuV/m)	Factor (dB)	Type
1			5630.690	58.179	53.568	-10.021	68.200	4.611	PK
2			5650.000	56.290	51.619	-11.910	68.200	4.671	PK
3			5692.400	58.458	53.620	-41.139	99.597	4.838	PK
4			5700.000	57.215	52.337	-47.985	105.200	4.878	PK
5			5717.975	69.225	64.241	-41.009	110.234	4.984	PK
6			5720.000	70.005	65.008	-40.795	110.800	4.997	PK
7			5723.915	81.643	76.621	-38.084	119.727	5.022	PK
8			5725.000	81.368	76.339	-40.832	122.200	5.029	PK
9		*	5742.395	116.027	110.887	N/A	N/A	5.140	PK

Note: Measure Level (dBuV/m) = Reading Level (dBuV) + Factor (dB)

Factor (dB) = Cable Loss (dB) + Antenna Factor (dB/m) - Pre_Amplifier Gain (dB)

Site: AC1	Time: 2017/08/26 - 17:44
Limit: FCC_Part15.407_RE(3m)	Engineer: Kevin Ker
Probe: BBHA9120D_1GHz_18GHz	Polarity: Horizontal
EUT: AC220 Wi-Fi AP OD external antenna US	Power: DC 54V
Test Mode: Transmit by 802.11ac-VHT20 at Channel 5825MHz Ant 1 + 2 (Beam-Forming Mode)	

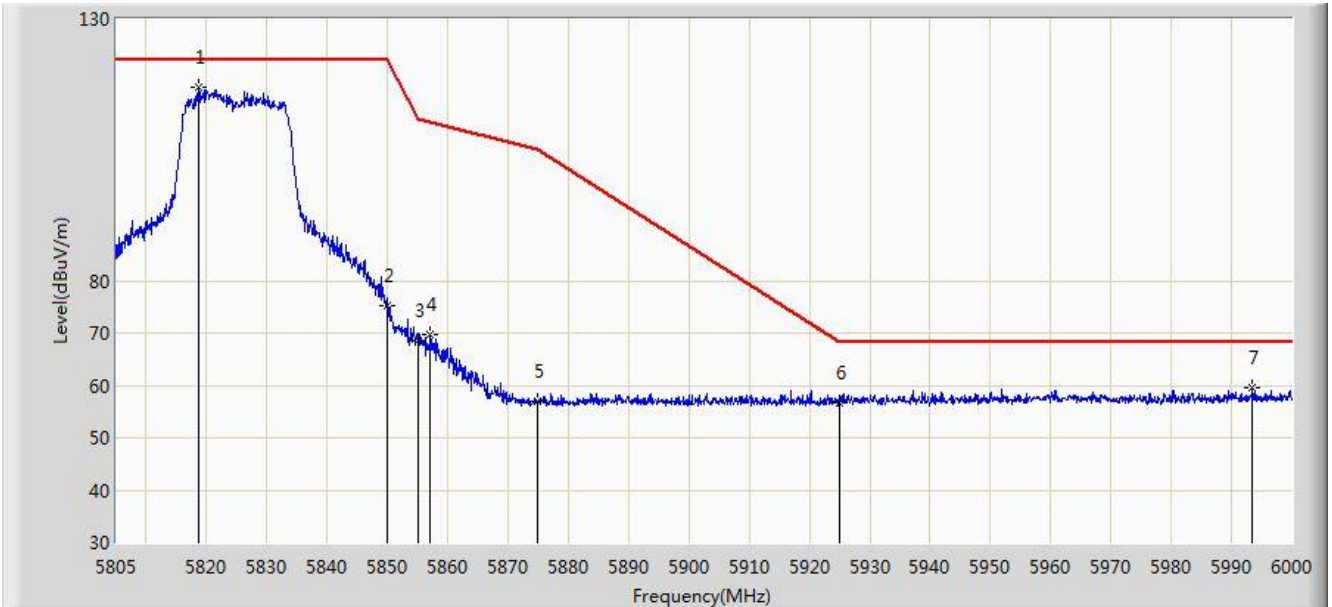


No	Flag	Mark	Frequency (MHz)	Measure Level (dBuV/m)	Reading Level (dBuV)	Over Limit (dB)	Limit (dBuV/m)	Factor (dB)	Type
1		*	5818.455	117.431	111.881	N/A	N/A	5.550	PK
2			5850.000	73.929	68.203	-48.271	122.200	5.726	PK
3			5854.140	71.561	65.818	-41.199	112.760	5.743	PK
4			5855.000	68.886	63.140	-41.914	110.800	5.746	PK
5			5859.795	69.527	63.761	-39.929	109.456	5.766	PK
6			5875.000	56.541	50.721	-48.659	105.200	5.820	PK
7			5925.000	56.803	50.837	-11.397	68.200	5.967	PK
8			5990.445	59.313	53.218	-8.887	68.200	6.095	PK

Note: Measure Level (dBuV/m) = Reading Level (dBuV) + Factor (dB)

Factor (dB) = Cable Loss (dB) + Antenna Factor (dB/m) - Pre_Amplifier Gain (dB)

Site: AC1	Time: 2017/08/26 - 17:49
Limit: FCC_Part15.407_RE(3m)	Engineer: Kevin Ker
Probe: BBHA9120D_1GHz_18GHz	Polarity: Vertical
EUT: AC220 Wi-Fi AP OD external antenna US	Power: DC 54V
Test Mode: Transmit by 802.11ac-VHT20 at Channel 5825MHz Ant 1 + 2 (Beam-Forming Mode)	

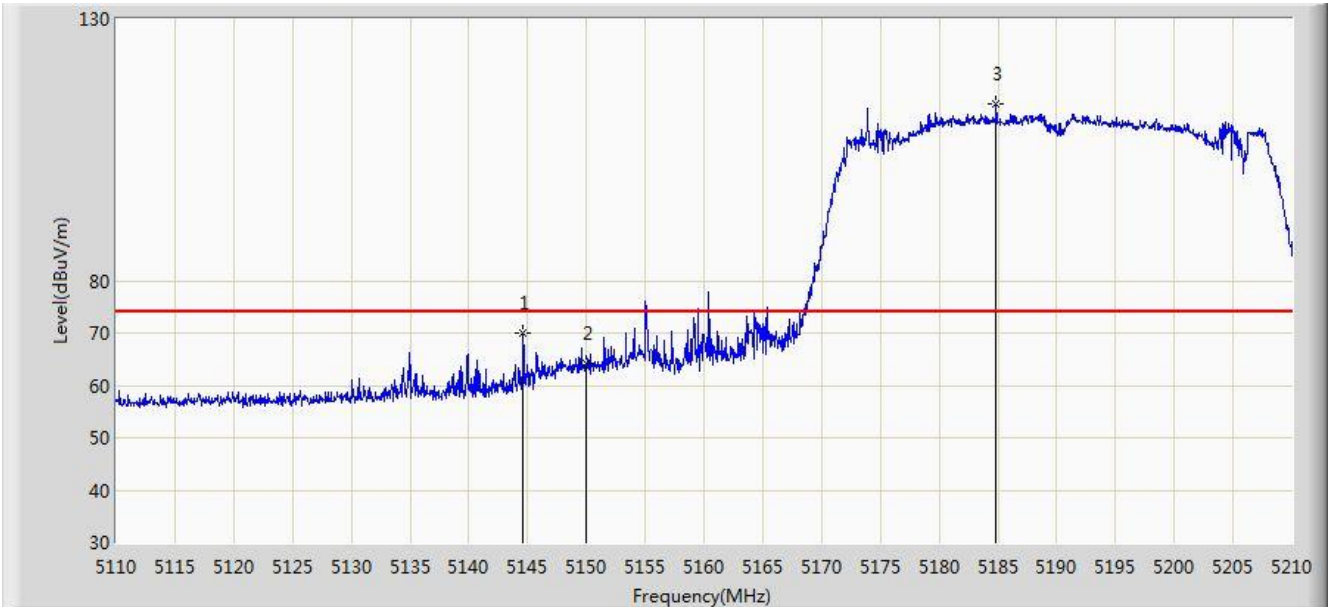


No	Flag	Mark	Frequency (MHz)	Measure Level (dBuV/m)	Reading Level (dBuV)	Over Limit (dB)	Limit (dBuV/m)	Factor (dB)	Type
1		*	5818.650	116.907	111.356	N/A	N/A	5.551	PK
2			5850.000	75.345	69.619	-46.855	122.200	5.726	PK
3			5855.000	68.529	62.783	-42.271	110.800	5.746	PK
4			5857.163	69.727	63.972	-40.466	110.193	5.755	PK
5			5875.000	57.047	51.227	-48.153	105.200	5.820	PK
6			5925.000	56.783	50.817	-11.417	68.200	5.967	PK
7			5993.467	59.691	53.591	-8.509	68.200	6.100	PK

Note: Measure Level (dBμV/m) = Reading Level (dBμV) + Factor (dB)

Factor (dB) = Cable Loss (dB) + Antenna Factor (dB/m) - Pre_Amplifier Gain (dB)

Site: AC1	Time: 2017/08/26 - 17:57
Limit: FCC_Part15.209_RE(3m)	Engineer: Kevin Ker
Probe: BBHA9120D_1GHz_18GHz	Polarity: Horizontal
EUT: AC220 Wi-Fi AP OD external antenna US	Power: DC 54V
Test Mode: Transmit by 802.11ac-VHT40 at Channel 5190MHz Ant 1 + 2 (Beam-Forming Mode)	

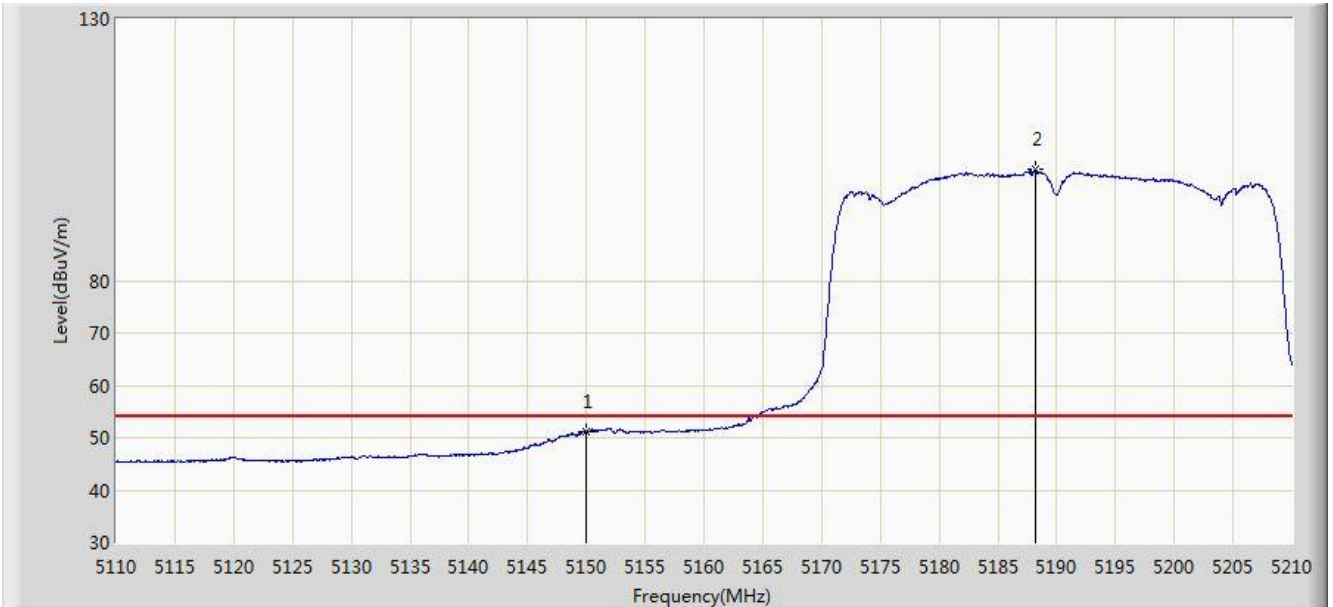


No	Flag	Mark	Frequency (MHz)	Measure Level (dBuV/m)	Reading Level (dBuV)	Over Limit (dB)	Limit (dBuV/m)	Factor (dB)	Type
1			5144.600	69.997	65.821	-4.003	74.000	4.176	PK
2			5150.000	64.098	59.929	-9.902	74.000	4.170	PK
3		*	5184.800	113.791	109.739	N/A	N/A	4.052	PK

Note: Measure Level (dBμV/m) = Reading Level (dBμV) + Factor (dB)

Factor (dB) = Cable Loss (dB) + Antenna Factor (dB/m) - Pre_Amplifier Gain (dB)

Site: AC1	Time: 2017/08/26 - 17:57
Limit: FCC_Part15.209_RE(3m)	Engineer: Kevin Ker
Probe: BBHA9120D_1GHz_18GHz	Polarity: Horizontal
EUT: AC220 Wi-Fi AP OD external antenna US	Power: DC 54V
Test Mode: Transmit by 802.11ac-VHT40 at Channel 5190MHz Ant 1 + 2 (Beam-Forming Mode)	

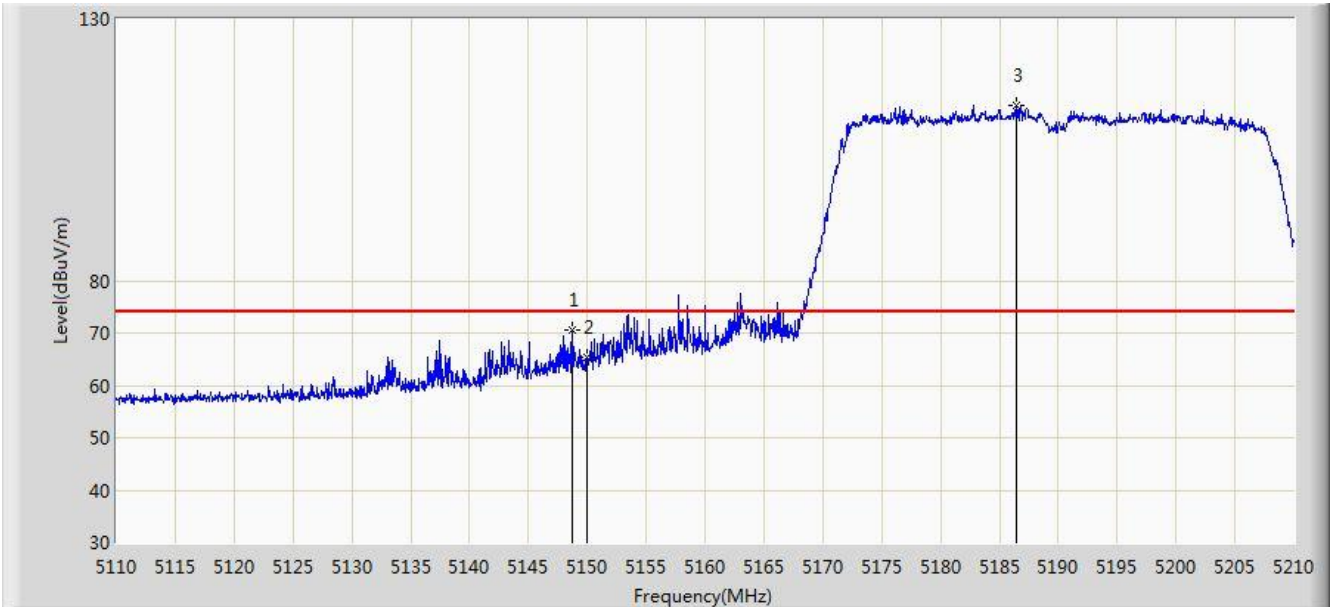


No	Flag	Mark	Frequency (MHz)	Measure Level (dBuV/m)	Reading Level (dBuV)	Over Limit (dB)	Limit (dBuV/m)	Factor (dB)	Type
1			5150.000	51.128	46.959	-2.872	54.000	4.170	AV
2		*	5188.250	101.275	97.235	N/A	N/A	4.040	AV

Note: Measure Level (dB μ V/m) = Reading Level (dB μ V) + Factor (dB)

Factor (dB) = Cable Loss (dB) + Antenna Factor (dB/m) - Pre_Amplifier Gain (dB)

Site: AC1	Time: 2017/08/26 - 17:58
Limit: FCC_Part15.209_RE(3m)	Engineer: Kevin Ker
Probe: BBHA9120D_1GHz_18GHz	Polarity: Vertical
EUT: AC220 Wi-Fi AP OD external antenna US	Power: DC 54V
Test Mode: Transmit by 802.11ac-VHT40 at Channel 5190MHz Ant 1 + 2 (Beam-Forming Mode)	

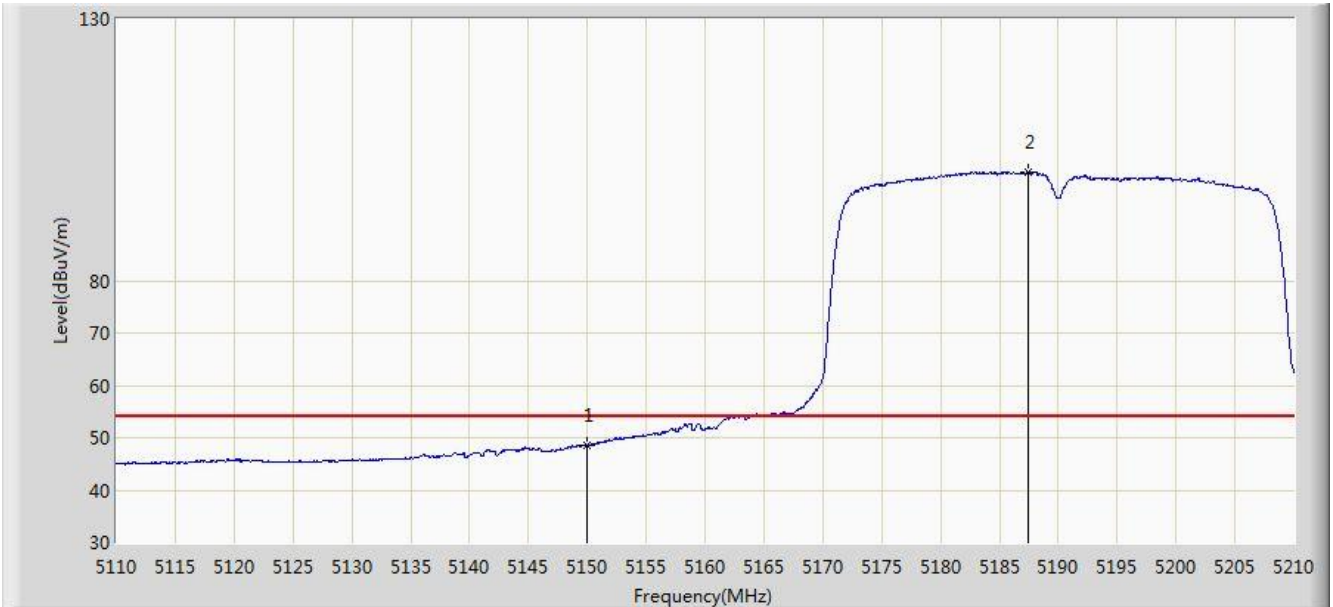


No	Flag	Mark	Frequency (MHz)	Measure Level (dBuV/m)	Reading Level (dBuV)	Over Limit (dB)	Limit (dBuV/m)	Factor (dB)	Type
1			5148.700	70.437	66.264	-3.563	74.000	4.174	PK
2			5150.000	65.507	61.338	-8.493	74.000	4.170	PK
3		*	5186.500	113.441	109.395	N/A	N/A	4.046	PK

Note: Measure Level (dBμV/m) = Reading Level (dBμV) + Factor (dB)

Factor (dB) = Cable Loss (dB) + Antenna Factor (dB/m) - Pre_Amplifier Gain (dB)

Site: AC1	Time: 2017/08/26 - 17:58
Limit: FCC_Part15.209_RE(3m)	Engineer: Kevin Ker
Probe: BBHA9120D_1GHz_18GHz	Polarity: Vertical
EUT: AC220 Wi-Fi AP OD external antenna US	Power: DC 54V
Test Mode: Transmit by 802.11ac-VHT40 at Channel 5190MHz Ant 1 + 2 (Beam-Forming Mode)	

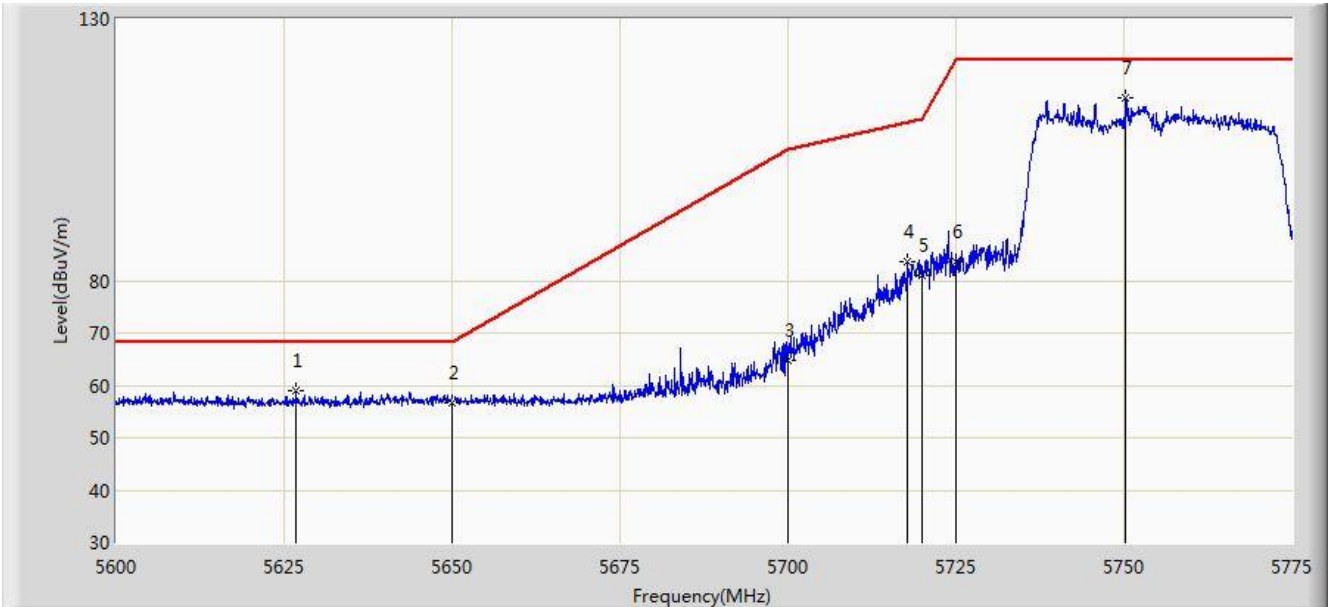


No	Flag	Mark	Frequency (MHz)	Measure Level (dBuV/m)	Reading Level (dBuV)	Over Limit (dB)	Limit (dBuV/m)	Factor (dB)	Type
1			5150.000	48.659	44.490	-5.341	54.000	4.170	AV
2		*	5187.400	100.672	96.629	N/A	N/A	4.043	AV

Note: Measure Level (dB μ V/m) = Reading Level (dB μ V) + Factor (dB)

Factor (dB) = Cable Loss (dB) + Antenna Factor (dB/m) - Pre_Amplifier Gain (dB)

Site: AC1	Time: 2017/08/26 - 18:24
Limit: FCC_Part15.407_RE(3m)	Engineer: Kevin Ker
Probe: BBHA9120D_1GHz_18GHz	Polarity: Horizontal
EUT: AC220 Wi-Fi AP OD external antenna US	Power: DC 54V
Test Mode: Transmit by 802.11ac-VHT40 at Channel 5755MHz Ant 1 + 2 (Beam-Forming Mode)	

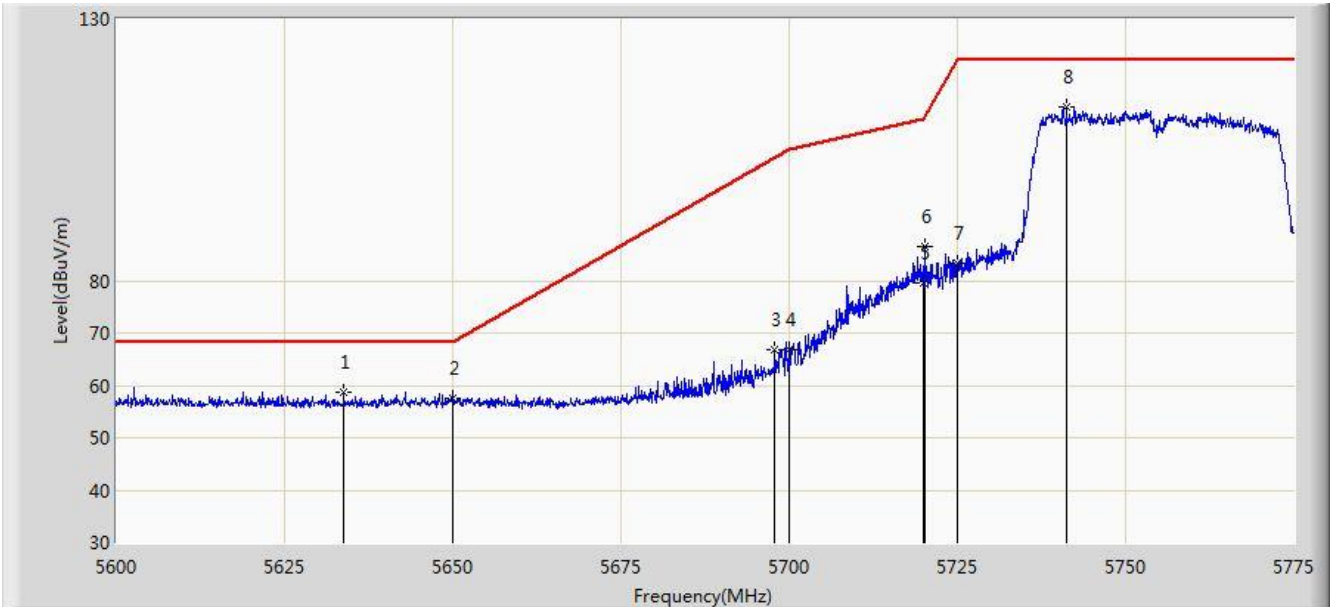


No	Flag	Mark	Frequency (MHz)	Measure Level (dBuV/m)	Reading Level (dBuV)	Over Limit (dB)	Limit (dBuV/m)	Factor (dB)	Type
1			5626.862	58.957	54.357	-9.243	68.200	4.601	PK
2			5650.000	56.608	51.937	-11.592	68.200	4.671	PK
3			5700.000	64.867	59.989	-40.333	105.200	4.878	PK
4			5717.862	83.556	78.573	-26.646	110.202	4.983	PK
5			5720.000	81.013	76.016	-29.787	110.800	4.997	PK
6			5725.000	83.703	78.674	-38.497	122.200	5.029	PK
7		*	5750.325	114.893	109.708	N/A	N/A	5.186	PK

Note: Measure Level (dBμV/m) = Reading Level (dBμV) + Factor (dB)

Factor (dB) = Cable Loss (dB) + Antenna Factor (dB/m) - Pre_Amplifier Gain (dB)

Site: AC1	Time: 2017/08/26 - 18:27
Limit: FCC_Part15.407_RE(3m)	Engineer: Kevin Ker
Probe: BBHA9120D_1GHz_18GHz	Polarity: Vertical
EUT: AC220 Wi-Fi AP OD external antenna US	Power: DC 54V
Test Mode: Transmit by 802.11ac-VHT40 at Channel 5755MHz Ant 1 + 2 (Beam-Forming Mode)	

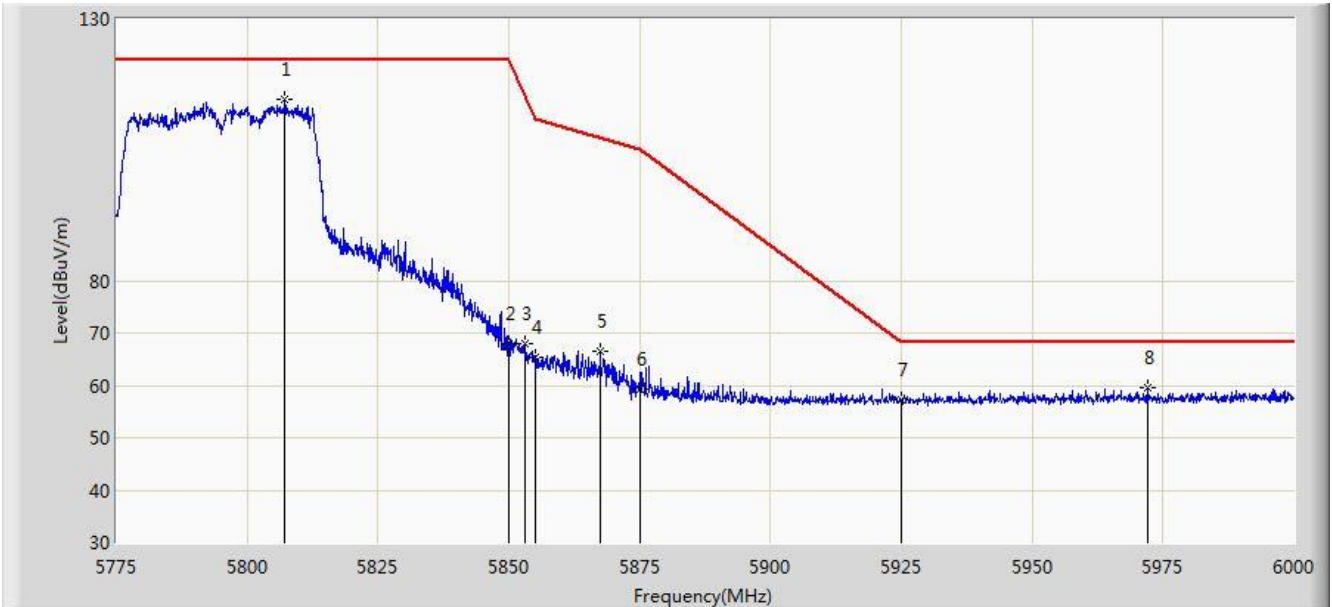


No	Flag	Mark	Frequency (MHz)	Measure Level (dBuV/m)	Reading Level (dBuV)	Over Limit (dB)	Limit (dBuV/m)	Factor (dB)	Type
1			5633.775	58.763	54.143	-9.437	68.200	4.620	PK
2			5650.000	57.469	52.798	-10.731	68.200	4.671	PK
3			5697.913	66.921	62.054	-36.741	103.662	4.867	PK
4			5700.000	66.807	61.929	-38.393	105.200	4.878	PK
5			5720.000	79.486	74.489	-31.314	110.800	4.997	PK
6			5720.138	86.420	81.422	-24.695	111.115	4.998	PK
7			5725.000	83.217	78.188	-38.983	122.200	5.029	PK
8		*	5741.225	113.266	108.134	N/A	N/A	5.132	PK

Note: Measure Level (dBuV/m) = Reading Level (dBuV) + Factor (dB)

Factor (dB) = Cable Loss (dB) + Antenna Factor (dB/m) - Pre_Amplifier Gain (dB)

Site: AC1	Time: 2017/08/26 - 18:28
Limit: FCC_Part15.407_RE(3m)	Engineer: Kevin Ker
Probe: BBHA9120D_1GHz_18GHz	Polarity: Horizontal
EUT: AC220 Wi-Fi AP OD external antenna US	Power: DC 54V
Test Mode: Transmit by 802.11ac-VHT40 at Channel 5795MHz Ant 1 + 2 (Beam-Forming Mode)	

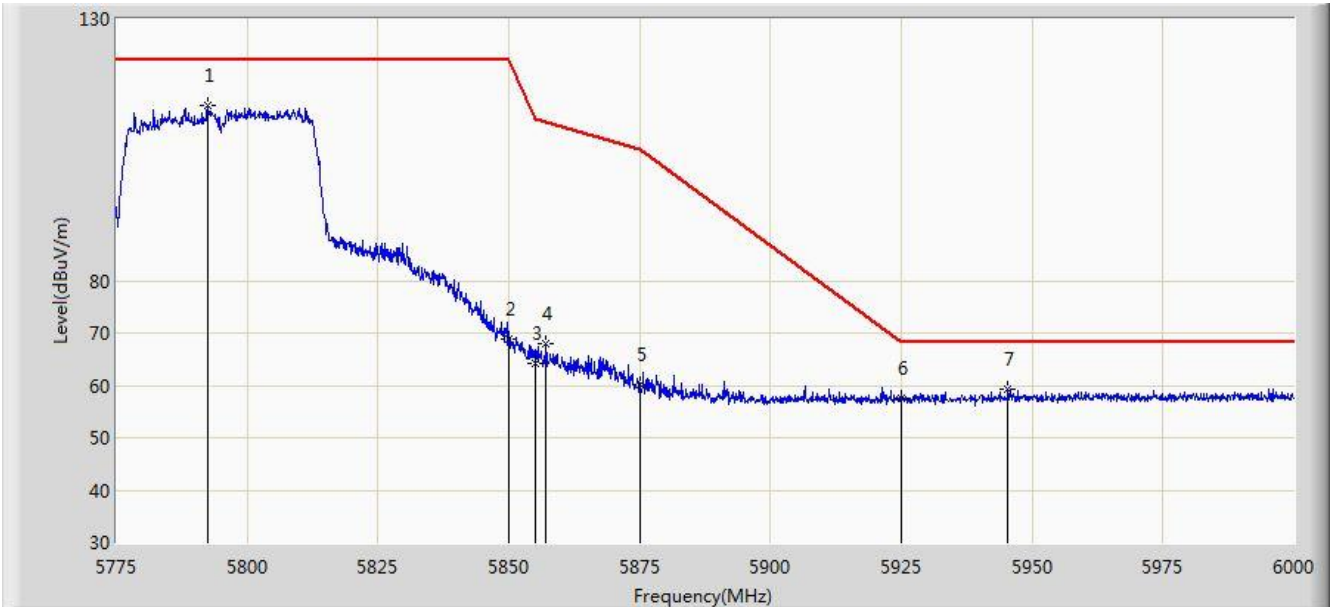


No	Flag	Mark	Frequency (MHz)	Measure Level (dBuV/m)	Reading Level (dBuV)	Over Limit (dB)	Limit (dBuV/m)	Factor (dB)	Type
1		*	5807.175	114.677	109.192	N/A	N/A	5.485	PK
2			5850.000	67.904	62.178	-54.296	122.200	5.726	PK
3			5853.187	68.075	62.336	-46.858	114.933	5.739	PK
4			5855.000	65.477	59.731	-45.323	110.800	5.746	PK
5			5867.475	66.532	60.738	-40.773	107.305	5.794	PK
6			5875.000	59.406	53.586	-45.794	105.200	5.820	PK
7			5925.000	57.150	51.184	-11.050	68.200	5.967	PK
8			5972.100	59.446	53.382	-8.754	68.200	6.065	PK

Note: Measure Level (dBμV/m) = Reading Level (dBμV) + Factor (dB)

Factor (dB) = Cable Loss (dB) + Antenna Factor (dB/m) - Pre_Amplifier Gain (dB)

Site: AC1	Time: 2017/08/26 - 18:33
Limit: FCC_Part15.407_RE(3m)	Engineer: Kevin Ker
Probe: BBHA9120D_1GHz_18GHz	Polarity: Vertical
EUT: AC220 Wi-Fi AP OD external antenna US	Power: DC 54V
Test Mode: Transmit by 802.11ac-VHT40 at Channel 5795MHz Ant 1 + 2 (Beam-Forming Mode)	

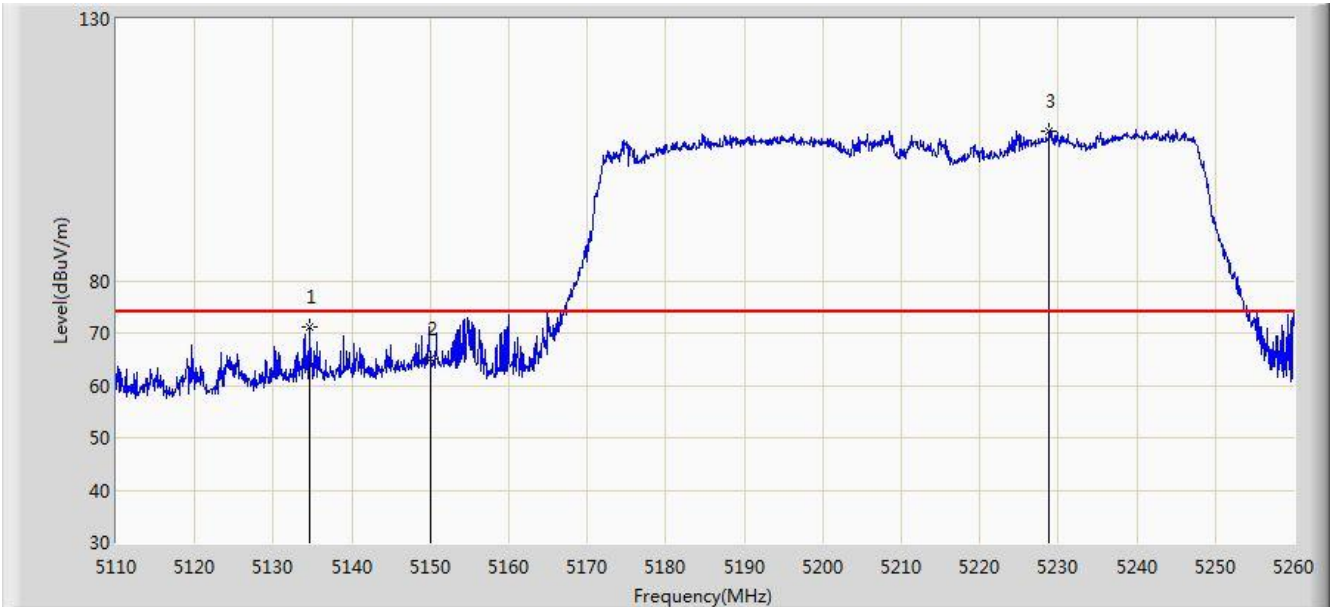


No	Flag	Mark	Frequency (MHz)	Measure Level (dBuV/m)	Reading Level (dBuV)	Over Limit (dB)	Limit (dBuV/m)	Factor (dB)	Type
1		*	5792.437	113.456	108.052	N/A	N/A	5.404	PK
2			5850.000	68.957	63.231	-53.243	122.200	5.726	PK
3			5855.000	64.210	58.464	-46.590	110.800	5.746	PK
4			5857.125	68.029	62.274	-42.175	110.204	5.755	PK
5			5875.000	60.263	54.443	-44.937	105.200	5.820	PK
6			5925.000	57.646	51.680	-10.554	68.200	5.967	PK
7			5945.437	59.395	53.378	-8.805	68.200	6.017	PK

Note: Measure Level (dBμV/m) = Reading Level (dBμV) + Factor (dB)

Factor (dB) = Cable Loss (dB) + Antenna Factor (dB/m) - Pre_Amplifier Gain (dB)

Site: AC1	Time: 2017/08/26 - 18:38
Limit: FCC_Part15.209_RE(3m)	Engineer: Kevin Ker
Probe: BBHA9120D_1GHz_18GHz	Polarity: Horizontal
EUT: AC220 Wi-Fi AP OD external antenna US	Power: DC 54V
Test Mode: Transmit by 802.11ac-VHT80 at Channel 5210MHz Ant 1 + 2 (Beam-Forming Mode)	

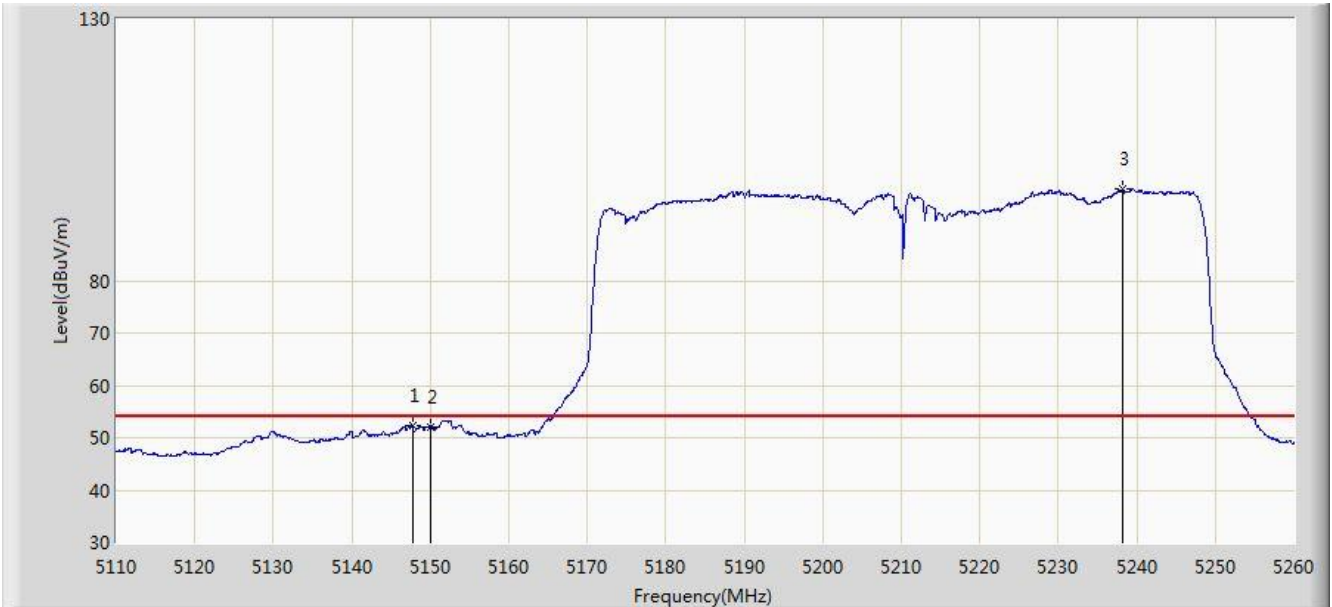


No	Flag	Mark	Frequency (MHz)	Measure Level (dBuV/m)	Reading Level (dBuV)	Over Limit (dB)	Limit (dBuV/m)	Factor (dB)	Type
1			5134.675	71.223	67.048	-2.777	74.000	4.175	PK
2			5150.000	65.133	60.964	-8.867	74.000	4.170	PK
3		*	5228.875	108.533	104.620	N/A	N/A	3.912	PK

Note: Measure Level (dB μ V/m) = Reading Level (dB μ V) + Factor (dB)

Factor (dB) = Cable Loss (dB) + Antenna Factor (dB/m) - Pre_Amplifier Gain (dB)

Site: AC1	Time: 2017/08/26 - 18:39
Limit: FCC_Part15.209_RE(3m)	Engineer: Kevin Ker
Probe: BBHA9120D_1GHz_18GHz	Polarity: Horizontal
EUT: AC220 Wi-Fi AP OD external antenna US	Power: DC 54V
Test Mode: Transmit by 802.11ac-VHT80 at Channel 5210MHz Ant 1 + 2 (Beam-Forming Mode)	

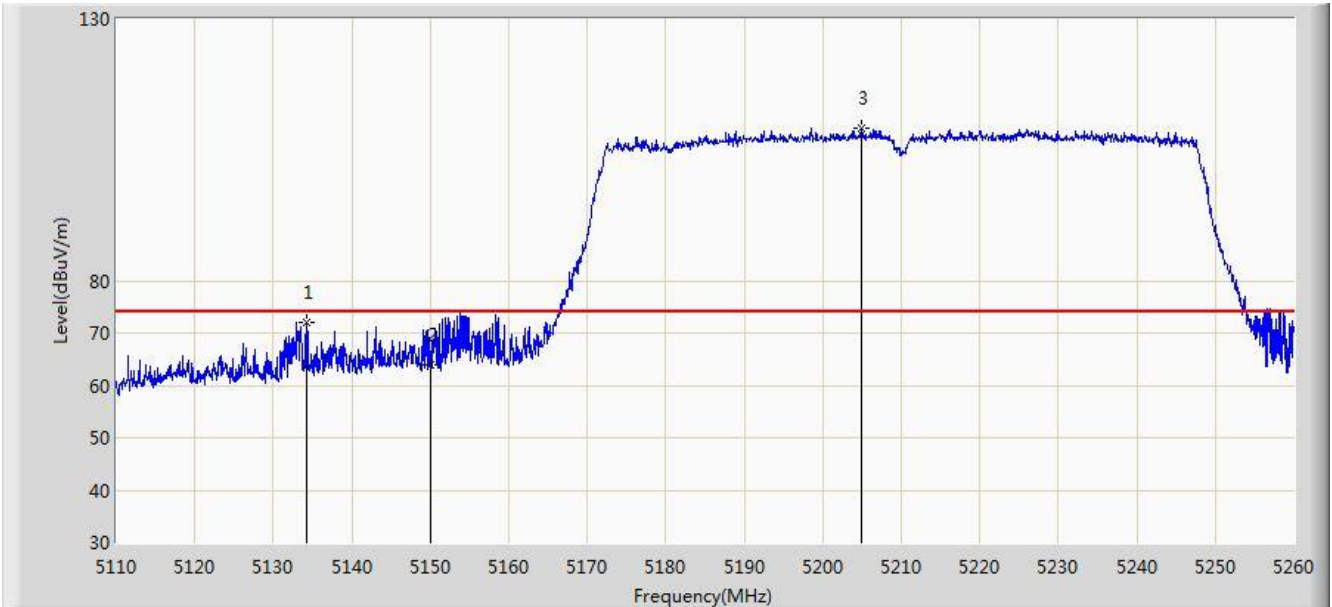


No	Flag	Mark	Frequency (MHz)	Measure Level (dBuV/m)	Reading Level (dBuV)	Over Limit (dB)	Limit (dBuV/m)	Factor (dB)	Type
1			5147.725	52.312	48.136	-1.688	54.000	4.176	AV
2			5150.000	52.141	47.972	-1.859	54.000	4.170	AV
3		*	5238.250	97.505	93.620	N/A	N/A	3.885	AV

Note: Measure Level (dB μ V/m) = Reading Level (dB μ V) + Factor (dB)

Factor (dB) = Cable Loss (dB) + Antenna Factor (dB/m) - Pre_Amplifier Gain (dB)

Site: AC1	Time: 2017/08/26 - 18:41
Limit: FCC_Part15.209_RE(3m)	Engineer: Kevin Ker
Probe: BBHA9120D_1GHz_18GHz	Polarity: Vertical
EUT: AC220 Wi-Fi AP OD external antenna US	Power: DC 54V
Test Mode: Transmit by 802.11ac-VHT80 at Channel 5210MHz Ant 1 + 2 (Beam-Forming Mode)	

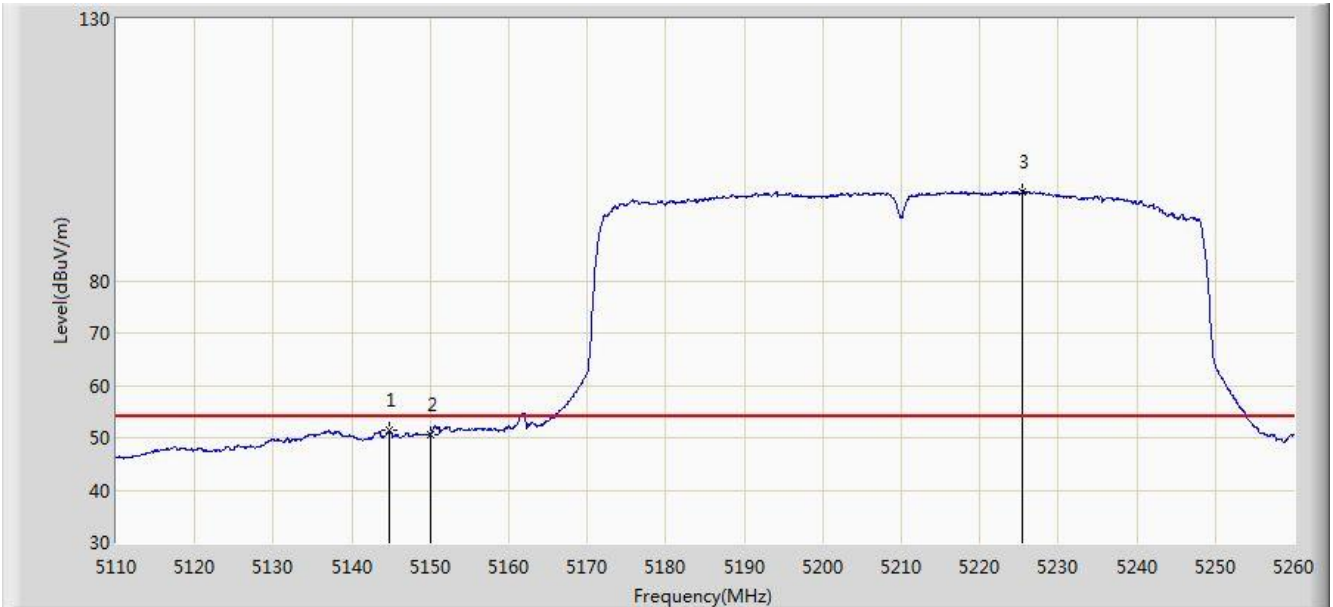


No	Flag	Mark	Frequency (MHz)	Measure Level (dBuV/m)	Reading Level (dBuV)	Over Limit (dB)	Limit (dBuV/m)	Factor (dB)	Type
1			5134.300	72.003	67.828	-1.997	74.000	4.175	PK
2			5150.000	63.889	59.720	-10.111	74.000	4.170	PK
3		*	5204.875	109.169	105.185	N/A	N/A	3.983	PK

Note: Measure Level (dBμV/m) = Reading Level (dBμV) + Factor (dB)

Factor (dB) = Cable Loss (dB) + Antenna Factor (dB/m) - Pre_Amplifier Gain (dB)

Site: AC1	Time: 2017/08/26 - 18:42
Limit: FCC_Part15.209_RE(3m)	Engineer: Kevin Ker
Probe: BBHA9120D_1GHz_18GHz	Polarity: Vertical
EUT: AC220 Wi-Fi AP OD external antenna US	Power: DC 54V
Test Mode: Transmit by 802.11ac-VHT80 at Channel 5210MHz Ant 1 + 2 (Beam-Forming Mode)	

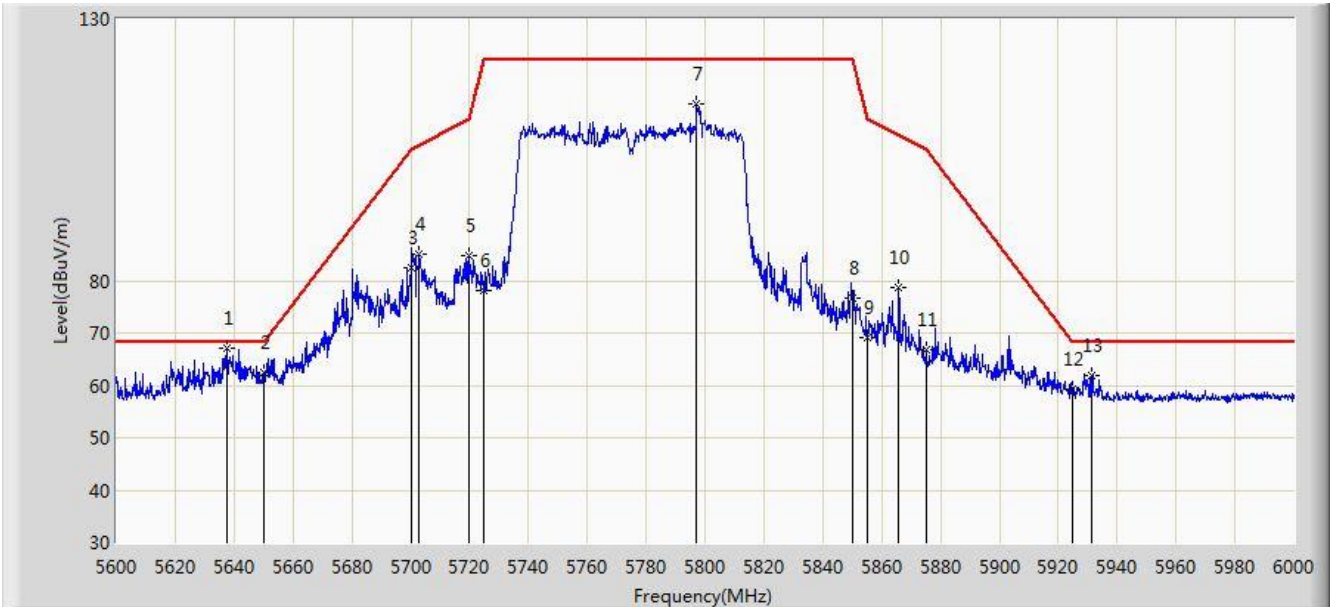


No	Flag	Mark	Frequency (MHz)	Measure Level (dBuV/m)	Reading Level (dBuV)	Over Limit (dB)	Limit (dBuV/m)	Factor (dB)	Type
1			5144.725	51.323	47.147	-2.677	54.000	4.176	AV
2			5150.000	50.677	46.508	-3.323	54.000	4.170	AV
3		*	5225.425	97.092	93.169	N/A	N/A	3.924	AV

Note: Measure Level (dB μ V/m) = Reading Level (dB μ V) + Factor (dB)

Factor (dB) = Cable Loss (dB) + Antenna Factor (dB/m) - Pre_Amplifier Gain (dB)

Site: AC1	Time: 2017/08/26 - 19:11
Limit: FCC_Part15.407_RE(3m)	Engineer: Kevin Ker
Probe: BBHA9120D_1GHz_18GHz	Polarity: Horizontal
EUT: AC220 Wi-Fi AP OD external antenna US	Power: DC 54V
Test Mode: Transmit by 802.11ac-VHT80 at Channel 5775MHz Ant 1 + 2 (Beam-Forming Mode)	

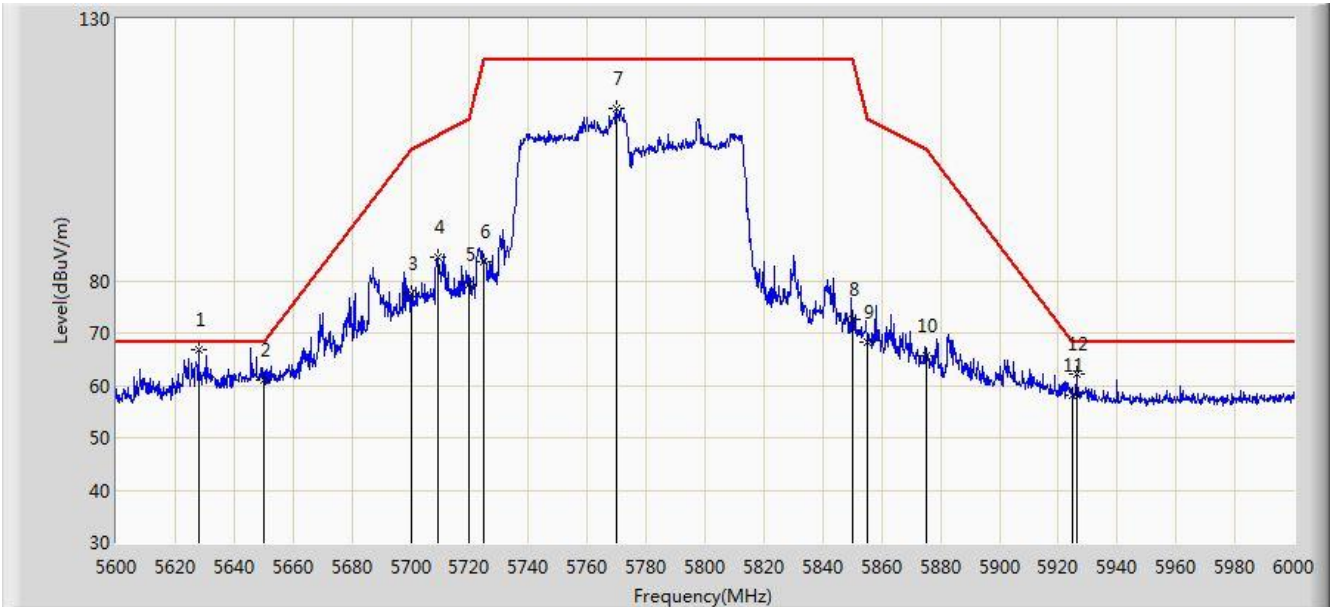


No	Flag	Mark	Frequency (MHz)	Measure Level (dBuV/m)	Reading Level (dBuV)	Over Limit (dB)	Limit (dBuV/m)	Factor (dB)	Type
1		*	5637.800	66.978	62.347	-1.222	68.200	4.631	PK
2			5650.000	62.359	57.688	-5.841	68.200	4.671	PK
3			5700.000	82.599	77.721	-22.601	105.200	4.878	PK
4			5703.000	85.206	80.312	-20.835	106.041	4.893	PK
5			5720.000	84.862	79.865	-25.938	110.800	4.997	PK
6			5725.000	78.010	72.981	-44.190	122.200	5.029	PK
7			5797.200	113.691	108.261	N/A	N/A	5.429	PK
8			5850.000	76.770	71.044	-45.430	122.200	5.726	PK
9			5855.000	69.120	63.374	-41.680	110.800	5.746	PK
10			5865.800	78.640	72.852	-29.133	107.774	5.788	PK
11			5875.000	66.719	60.899	-38.481	105.200	5.820	PK
12			5925.000	59.347	53.381	-8.853	68.200	5.967	PK
13			5931.400	61.865	55.883	-6.335	68.200	5.982	PK

Note: Measure Level (dBuV/m) = Reading Level (dBuV) + Factor (dB)

Factor (dB) = Cable Loss (dB) + Antenna Factor (dB/m) - Pre_Amplifier Gain (dB)

Site: AC1	Time: 2017/08/26 - 19:14
Limit: FCC_Part15.407_RE(3m)	Engineer: Kevin Ker
Probe: BBHA9120D_1GHz_18GHz	Polarity: Vertical
EUT: AC220 Wi-Fi AP OD external antenna US	Power: DC 54V
Test Mode: Transmit by 802.11ac-VHT80 at Channel 5775MHz Ant 1 + 2 (Beam-Forming Mode)	

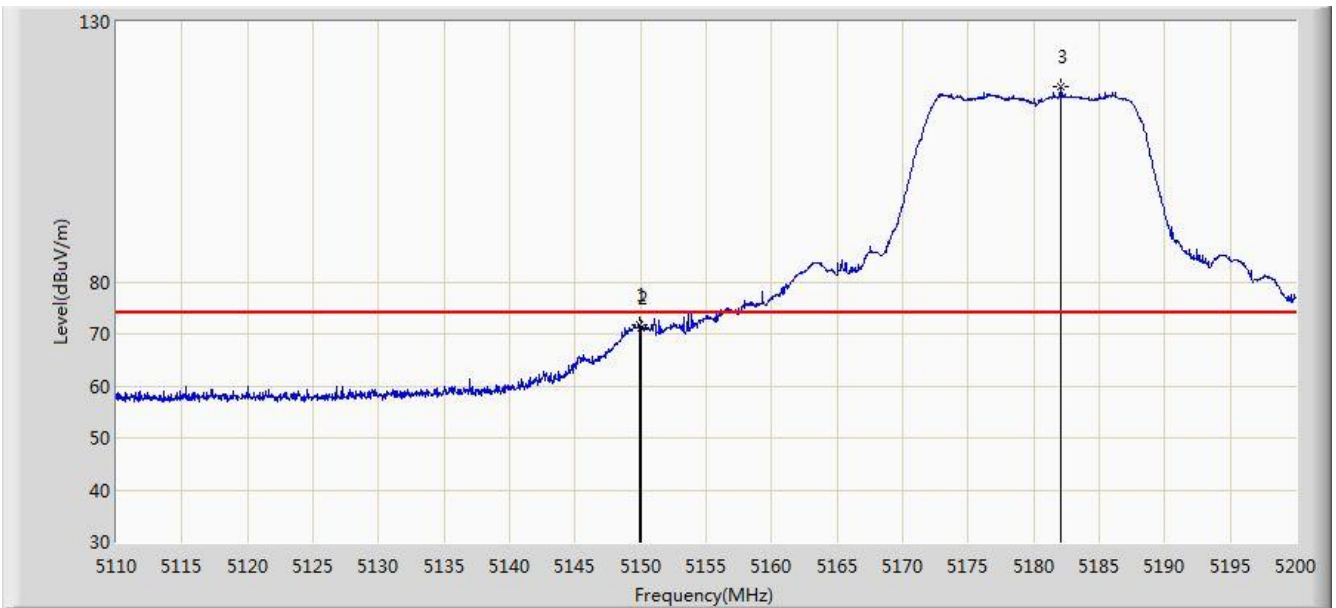


No	Flag	Mark	Frequency (MHz)	Measure Level (dBuV/m)	Reading Level (dBuV)	Over Limit (dB)	Limit (dBuV/m)	Factor (dB)	Type
1		*	5628.000	66.843	62.240	-1.357	68.200	4.604	PK
2			5650.000	60.990	56.319	-7.210	68.200	4.671	PK
3			5700.000	77.464	72.586	-27.736	105.200	4.878	PK
4			5709.400	84.529	79.600	-23.306	107.834	4.929	PK
5			5720.000	79.350	74.353	-31.450	110.800	4.997	PK
6			5725.000	83.720	78.691	-38.480	122.200	5.029	PK
7			5769.800	112.888	107.598	N/A	N/A	5.290	PK
8			5850.000	72.502	66.776	-49.698	122.200	5.726	PK
9			5855.000	68.286	62.540	-42.514	110.800	5.746	PK
10			5875.000	65.570	59.750	-39.630	105.200	5.820	PK
11			5925.000	58.004	52.038	-10.196	68.200	5.967	PK
12			5926.200	62.153	56.184	-6.047	68.200	5.969	PK

Note: Measure Level (dBuV/m) = Reading Level (dBuV) + Factor (dB)

Factor (dB) = Cable Loss (dB) + Antenna Factor (dB/m) - Pre_Amplifier Gain (dB)

Site: AC1	Time: 2017/07/21 - 03:39
Limit: FCC_Part15.209_RE(3m)	Engineer: Kevin Ker
Probe: BBHA9120D_1GHz_18GHz	Polarity: Horizontal
EUT: AC220 Wi-Fi AP OD small omni antenna US	Power: DC 54V
Test Mode: Transmit by 802.11a at Channel 5180MHz Ant 1	

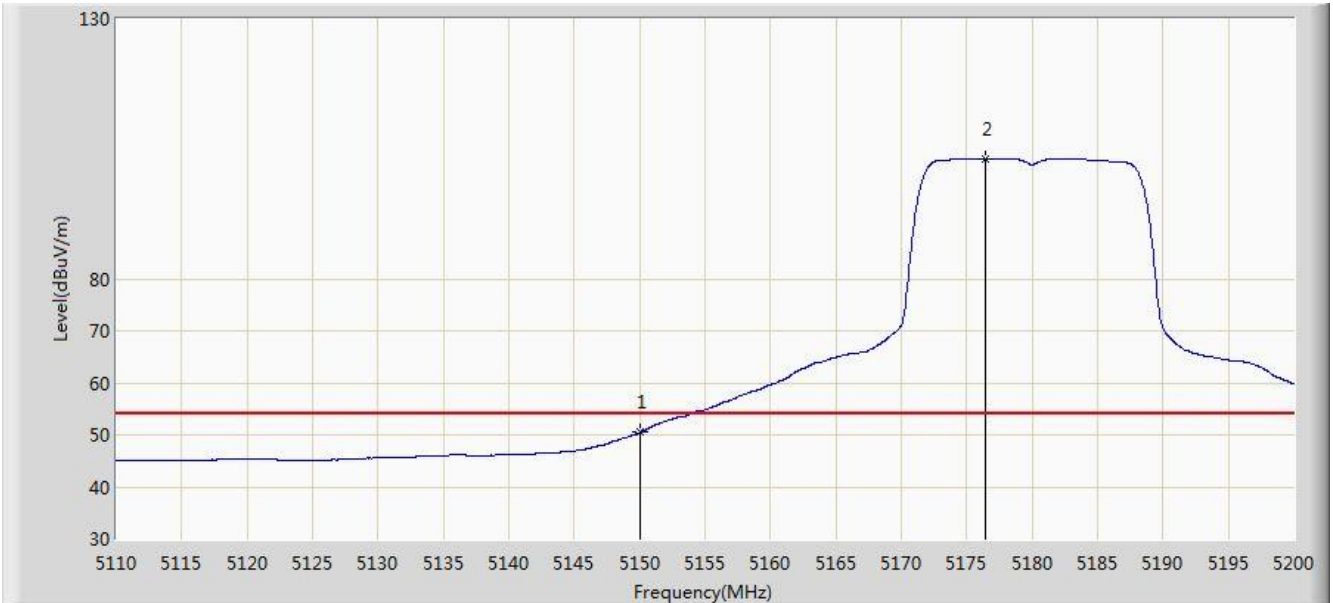


No	Flag	Mark	Frequency (MHz)	Measure Level (dBuV/m)	Reading Level (dBuV)	Margin (dB)	Limit (dBuV/m)	Factor (dB)	Type
1			5149.960	71.719	67.550	-2.281	74.000	4.170	PK
2			5150.000	71.241	67.072	-2.759	74.000	4.170	PK
3		*	5182.045	117.514	113.452	N/A	N/A	4.061	PK

Note: Measure Level (dB μ V/m) = Reading Level (dB μ V) + Factor (dB)

Factor (dB) = Cable Loss (dB) + Antenna Factor (dB) (dB/m) - Pre_Amplifier Gain (dB)

Site: AC1	Time: 2017/07/21 - 03:42
Limit: FCC_Part15.209_RE(3m)	Engineer: Kevin Ker
Probe: BBHA9120D_1GHz_18GHz	Polarity: Horizontal
EUT: AC220 Wi-Fi AP OD small omni antenna US	Power: DC 54V
Test Mode: Transmit by 802.11a at Channel 5180MHz Ant 1	

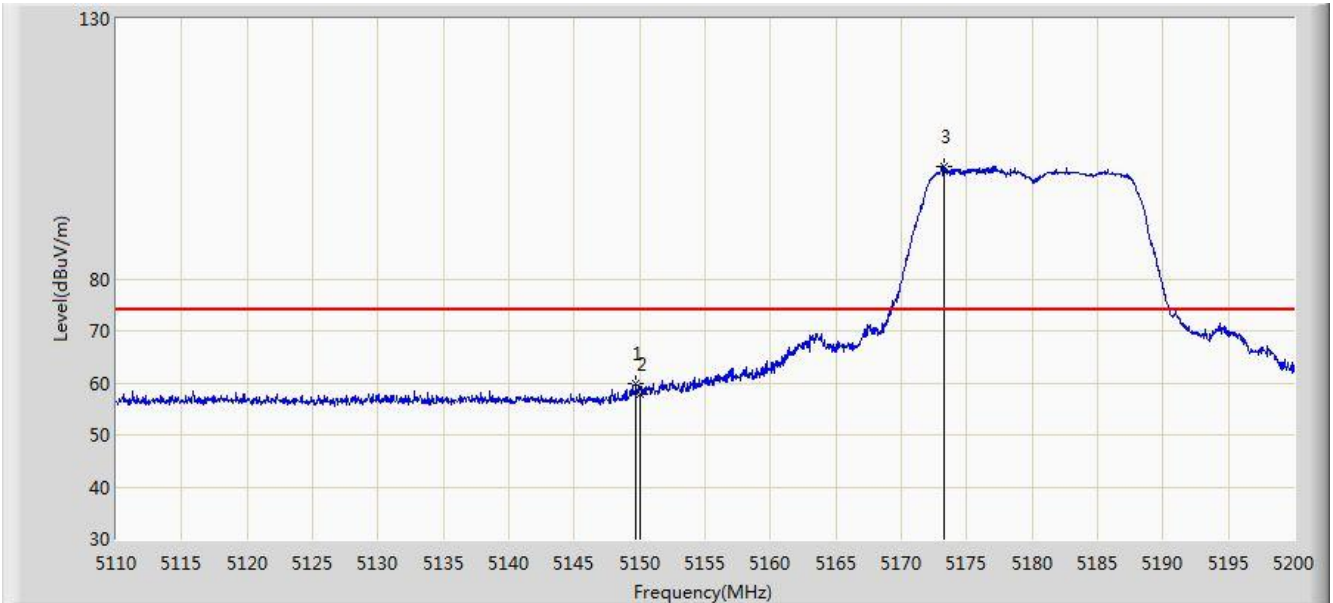


No	Flag	Mark	Frequency (MHz)	Measure Level (dBuV/m)	Reading Level (dBuV)	Margin (dB)	Limit (dBuV/m)	Factor (dB)	Type
1			5150.000	50.450	46.281	-3.550	54.000	4.170	AV
2		*	5176.420	103.059	98.977	N/A	N/A	4.081	AV

Note: Measure Level (dB μ V/m) = Reading Level (dB μ V) + Factor (dB)

Factor (dB) = Cable Loss (dB) + Antenna Factor (dB) (dB/m) - Pre_Amplifier Gain (dB)

Site: AC1	Time: 2017/07/21 - 03:42
Limit: FCC_Part15.209_RE(3m)	Engineer: Kevin Ker
Probe: BBHA9120D_1GHz_18GHz	Polarity: Vertical
EUT: AC220 Wi-Fi AP OD small omni antenna US	Power: DC 54V
Test Mode: Transmit by 802.11a at Channel 5180MHz Ant 1	

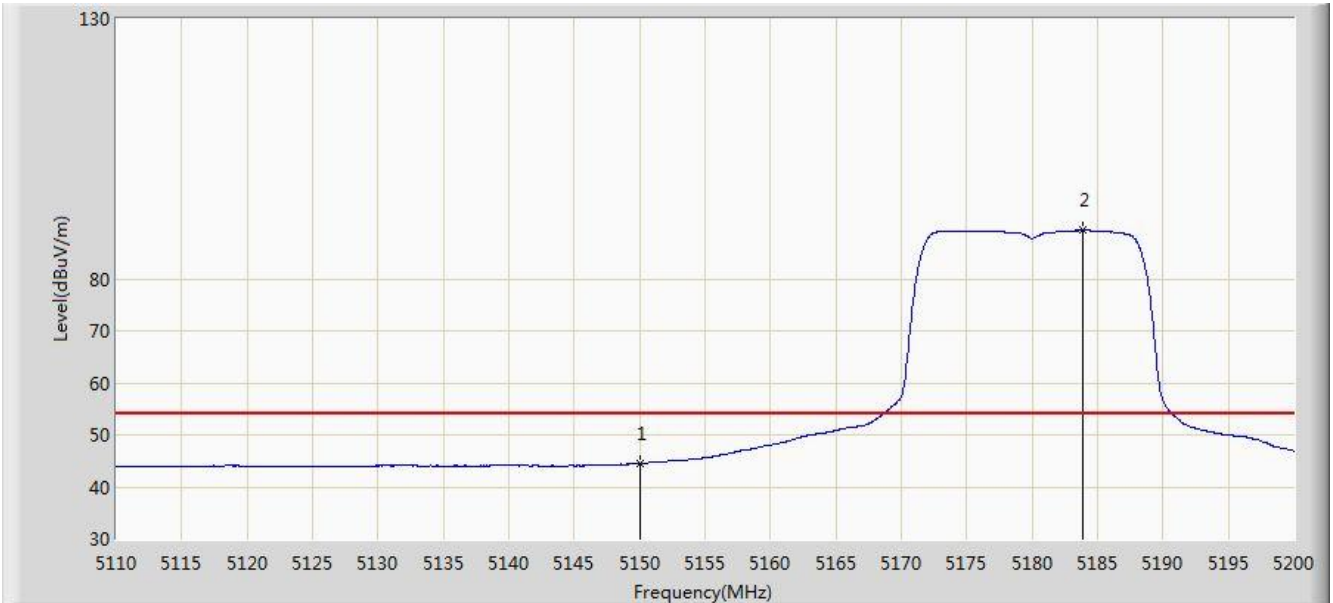


No	Flag	Mark	Frequency (MHz)	Measure Level (dBuV/m)	Reading Level (dBuV)	Margin (dB)	Limit (dBuV/m)	Factor (dB)	Type
1			5149.735	59.758	55.588	-14.242	74.000	4.170	PK
2			5150.000	57.887	53.718	-16.113	74.000	4.170	PK
3		*	5173.225	101.632	97.539	N/A	N/A	4.093	PK

Note: Measure Level (dBμV/m) = Reading Level (dBμV) + Factor (dB)

Factor (dB) = Cable Loss (dB) + Antenna Factor (dB) (dB/m) - Pre_Amplifier Gain (dB)

Site: AC1	Time: 2017/07/21 - 03:44
Limit: FCC_Part15.209_RE(3m)	Engineer: Kevin Ker
Probe: BBHA9120D_1GHz_18GHz	Polarity: Vertical
EUT: AC220 Wi-Fi AP OD small omni antenna US	Power: DC 54V
Test Mode: Transmit by 802.11a at Channel 5180MHz Ant 1	

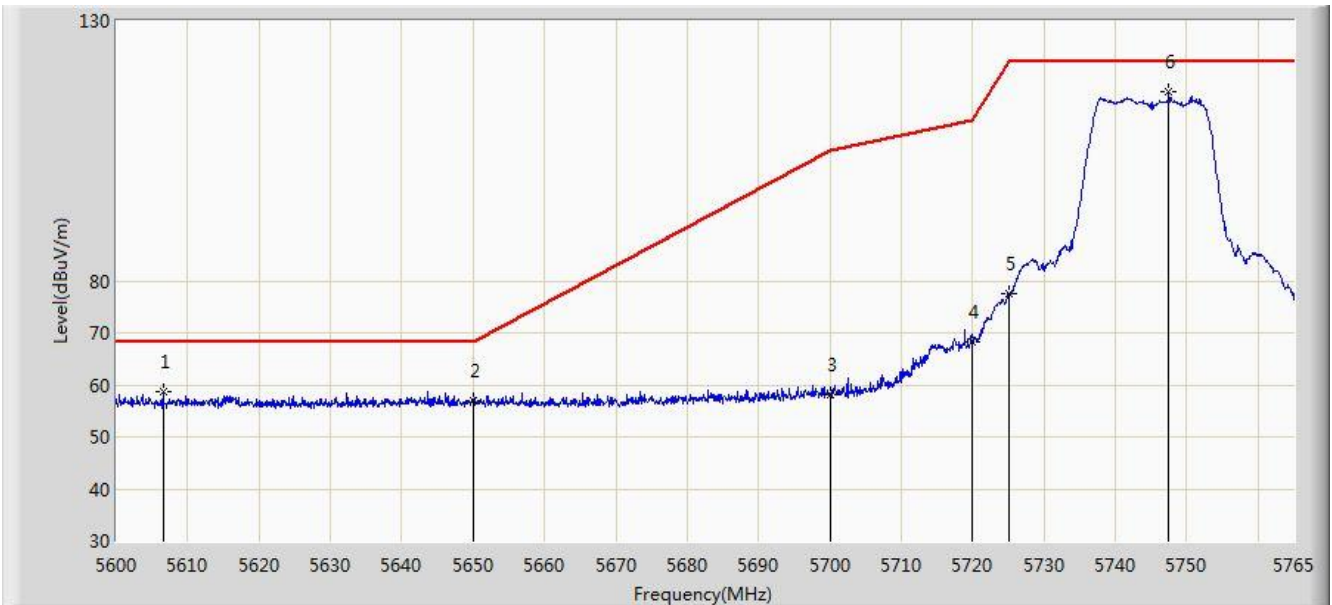


No	Flag	Mark	Frequency (MHz)	Measure Level (dBuV/m)	Reading Level (dBuV)	Margin (dB)	Limit (dBuV/m)	Factor (dB)	Type
1			5150.000	44.512	40.343	-9.488	54.000	4.170	AV
2		*	5183.845	89.313	85.258	N/A	N/A	4.056	AV

Note: Measure Level (dB μ V/m) = Reading Level (dB μ V) + Factor (dB)

Factor (dB) = Cable Loss (dB) + Antenna Factor (dB) (dB/m) - Pre_Amplifier Gain (dB)

Site: AC1	Time: 2017/07/21 - 18:07
Limit: FCC_Part15.407_RE(3m)	Engineer: Kevin Ker
Probe: BBHA9120D_1GHz_18GHz	Polarity: Horizontal
EUT: AC220 Wi-Fi AP OD small omni antenna US	Power: DC 54V
Test Mode: Transmit by 802.11a at Channel 5745MHz Ant 1	

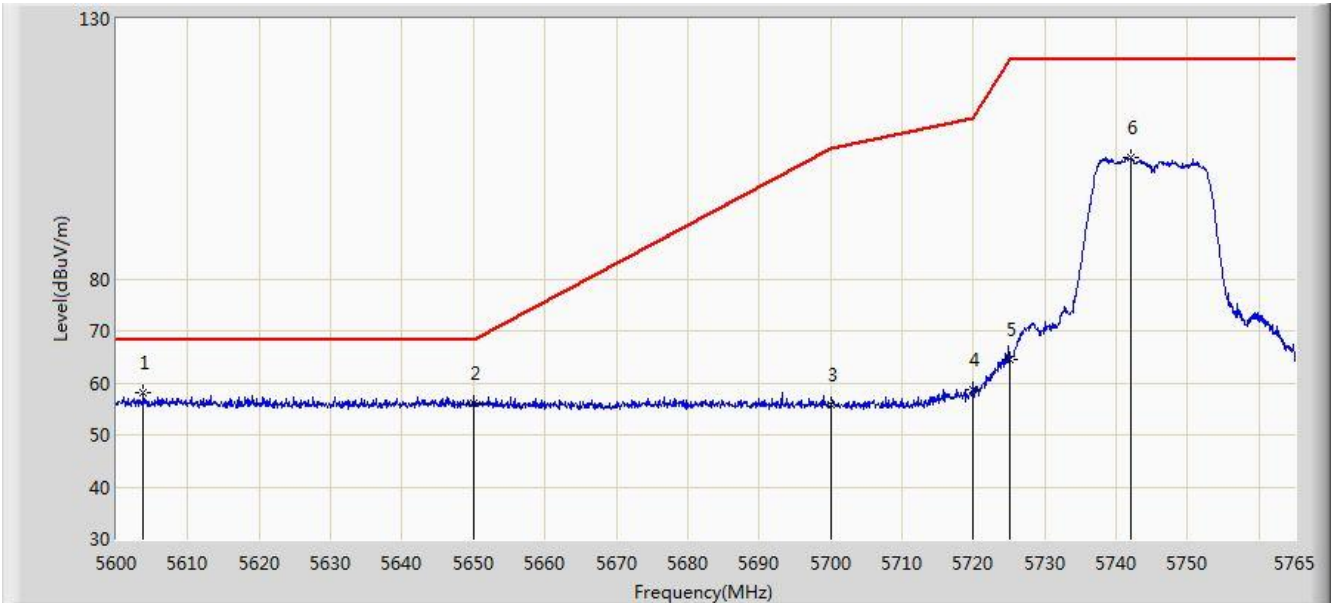


No	Flag	Mark	Frequency (MHz)	Measure Level (dBuV/m)	Reading Level (dBuV)	Margin (dB)	Limit (dBuV/m)	Factor (dB)	Type
1			5606.600	58.805	54.263	-9.395	68.200	4.542	PK
2			5650.000	56.876	52.205	-11.324	68.200	4.671	PK
3			5700.000	58.248	53.370	-46.952	105.200	4.878	PK
4			5720.000	68.293	63.296	-42.507	110.800	4.997	PK
5			5725.000	77.497	72.468	-44.703	122.200	5.029	PK
6		*	5747.510	116.413	111.244	N/A	N/A	5.170	PK

Note: Measure Level (dBμV/m) = Reading Level (dBμV) + Factor (dB)

Factor (dB) = Cable Loss (dB) + Antenna Factor (dB) (dB/m) - Pre_Amplifier Gain (dB)

Site: AC1	Time: 2017/07/21 - 18:13
Limit: FCC_Part15.407_RE(3m)	Engineer: Kevin Ker
Probe: BBHA9120D_1GHz_18GHz	Polarity: Vertical
EUT: AC220 Wi-Fi AP OD small omni antenna US	Power: DC 54V
Test Mode: Transmit by 802.11a at Channel 5745MHz Ant 1	

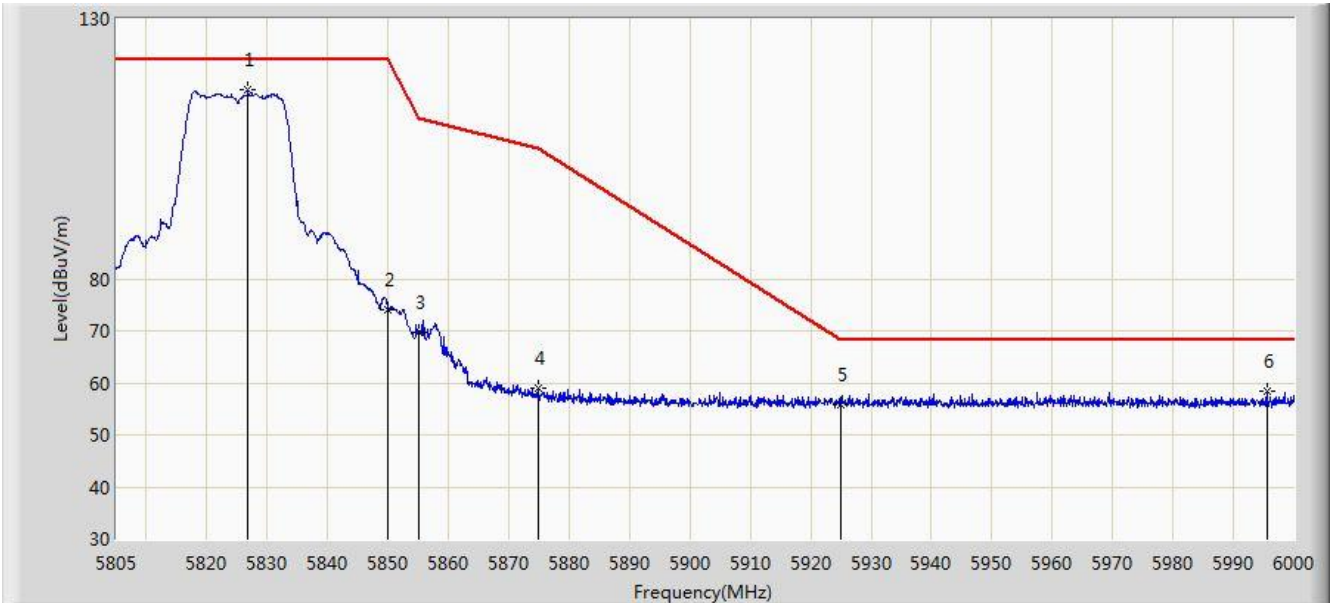


No	Flag	Mark	Frequency (MHz)	Measure Level (dBuV/m)	Reading Level (dBuV)	Margin (dB)	Limit (dBuV/m)	Factor (dB)	Type
1		*	5603.795	58.193	53.657	-10.007	68.200	4.536	PK
2			5650.000	55.994	51.323	-12.206	68.200	4.671	PK
3			5700.000	55.929	51.051	-49.271	105.200	4.878	PK
4			5720.000	58.799	53.802	-52.001	110.800	4.997	PK
5			5725.000	64.600	59.571	-57.600	122.200	5.029	PK
6			5742.147	103.365	98.227	N/A	N/A	5.138	PK

Note: Measure Level (dB μ V/m) = Reading Level (dB μ V) + Factor (dB)

Factor (dB) = Cable Loss (dB) + Antenna Factor (dB) (dB/m) - Pre_Amplifier Gain (dB)

Site: AC1	Time: 2017/07/21 - 18:17
Limit: FCC_Part15.407_RE(3m)	Engineer: Kevin Ker
Probe: BBHA9120D_1GHz_18GHz	Polarity: Horizontal
EUT: AC220 Wi-Fi AP OD small omni antenna US	Power: DC 54V
Test Mode: Transmit by 802.11a at Channel 5825MHz Ant 1	

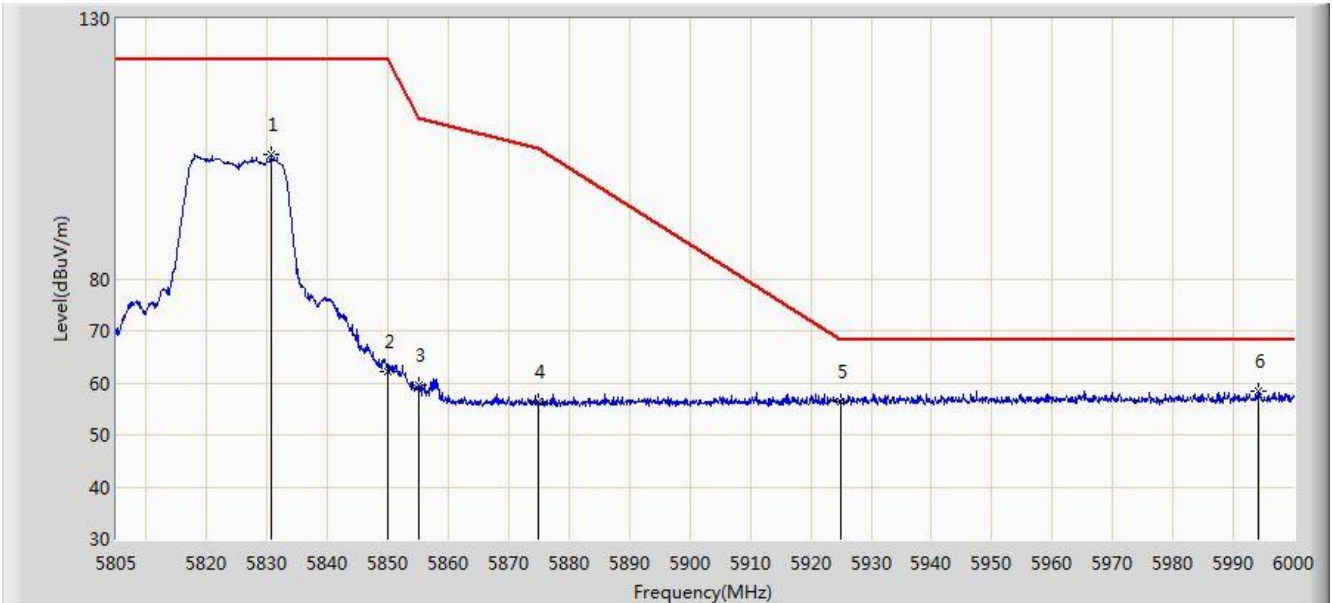


No	Flag	Mark	Frequency (MHz)	Measure Level (dBuV/m)	Reading Level (dBuV)	Margin (dB)	Limit (dBuV/m)	Factor (dB)	Type
1		*	5826.743	116.277	110.679	N/A	N/A	5.599	PK
2			5850.000	74.088	68.362	-48.112	122.200	5.726	PK
3			5855.000	69.635	63.889	-41.165	110.800	5.746	PK
4			5875.000	58.920	53.100	-46.280	105.200	5.820	PK
5			5925.000	55.905	49.939	-12.295	68.200	5.967	PK
6			5995.515	58.534	52.431	-9.666	68.200	6.103	PK

Note: Measure Level (dB μ V/m) = Reading Level (dB μ V) + Factor (dB)

Factor (dB) = Cable Loss (dB) + Antenna Factor (dB) (dB/m) - Pre_Amplifier Gain (dB)

Site: AC1	Time: 2017/07/21 - 18:22
Limit: FCC_Part15.407_RE(3m)	Engineer: Kevin Ker
Probe: BBHA9120D_1GHz_18GHz	Polarity: Vertical
EUT: AC220 Wi-Fi AP OD small omni antenna US	Power: DC 54V
Test Mode: Transmit by 802.11a at Channel 5825MHz Ant 1	

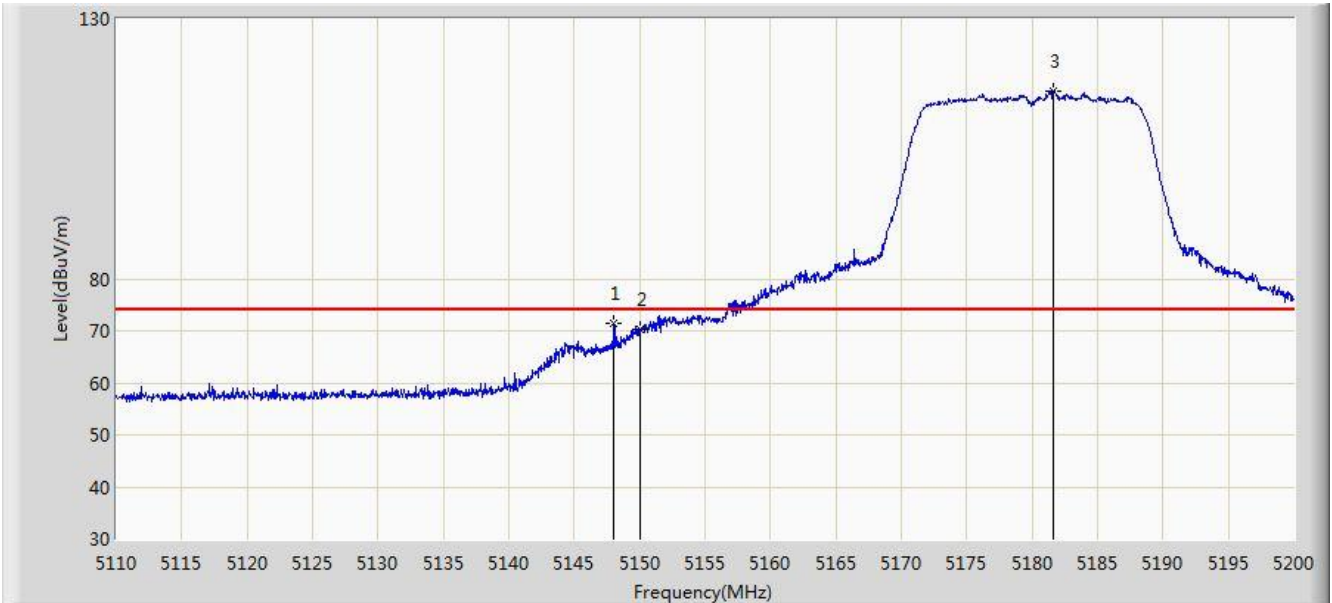


No	Flag	Mark	Frequency (MHz)	Measure Level (dBuV/m)	Reading Level (dBuV)	Margin (dB)	Limit (dBuV/m)	Factor (dB)	Type
1			5830.545	103.868	98.248	N/A	N/A	5.621	PK
2			5850.000	62.106	56.380	-60.094	122.200	5.726	PK
3			5855.000	59.424	53.678	-51.376	110.800	5.746	PK
4			5875.000	56.306	50.486	-48.894	105.200	5.820	PK
5			5925.000	56.509	50.543	-11.691	68.200	5.967	PK
6		*	5994.053	58.452	52.351	-9.748	68.200	6.101	PK

Note: Measure Level (dB μ V/m) = Reading Level (dB μ V) + Factor (dB)

Factor (dB) = Cable Loss (dB) + Antenna Factor (dB) (dB/m) - Pre_Amplifier Gain (dB)

Site: AC1	Time: 2017/07/21 - 04:30
Limit: FCC_Part15.209_RE(3m)	Engineer: Kevin Ker
Probe: BBHA9120D_1GHz_18GHz	Polarity: Horizontal
EUT: AC220 Wi-Fi AP OD small omni antenna US	Power: DC 54V
Test Mode: Transmit by 802.11n-HT20 at Channel 5180MHz Ant 1	

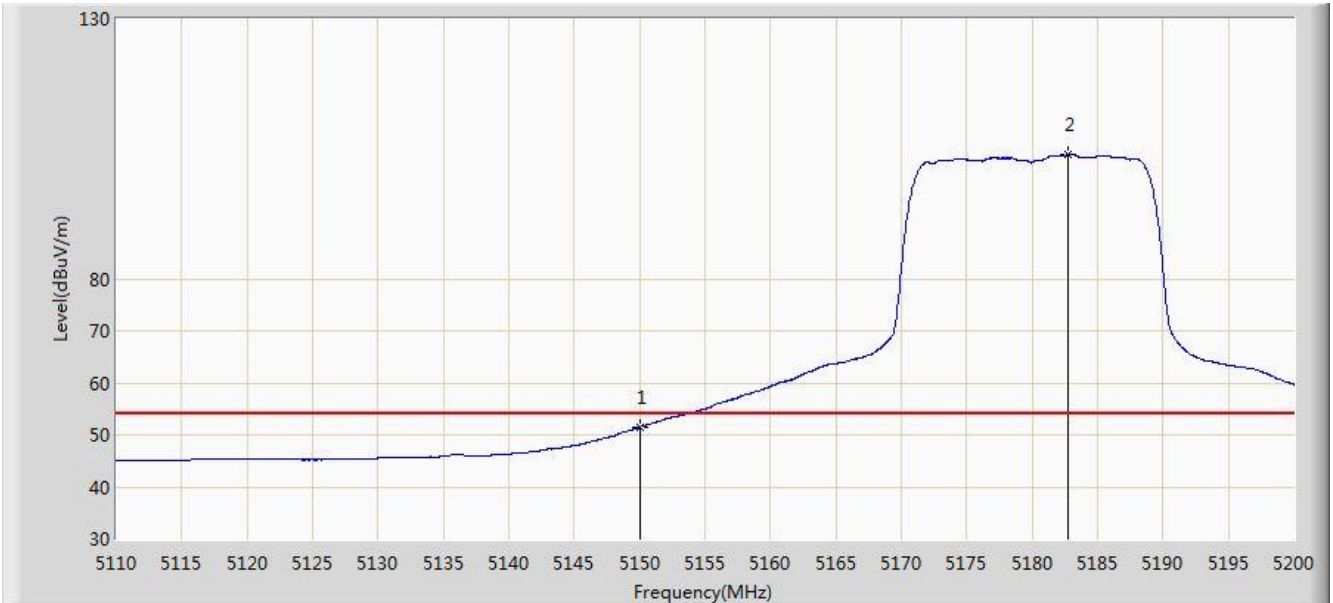


No	Flag	Mark	Frequency (MHz)	Measure Level (dBuV/m)	Reading Level (dBuV)	Margin (dB)	Limit (dBuV/m)	Factor (dB)	Type
1			5148.025	71.476	67.301	-2.524	74.000	4.176	PK
2			5150.000	70.263	66.094	-3.737	74.000	4.170	PK
3		*	5181.595	116.210	112.147	N/A	N/A	4.063	PK

Note: Measure Level (dB μ V/m) = Reading Level (dB μ V) + Factor (dB)

Factor (dB) = Cable Loss (dB) + Antenna Factor (dB) (dB/m) - Pre_Amplifier Gain (dB)

Site: AC1	Time: 2017/07/21 - 04:32
Limit: FCC_Part15.209_RE(3m)	Engineer: Kevin Ker
Probe: BBHA9120D_1GHz_18GHz	Polarity: Horizontal
EUT: AC220 Wi-Fi AP OD small omni antenna US	Power: DC 54V
Test Mode: Transmit by 802.11n-HT20 at Channel 5180MHz Ant 1	

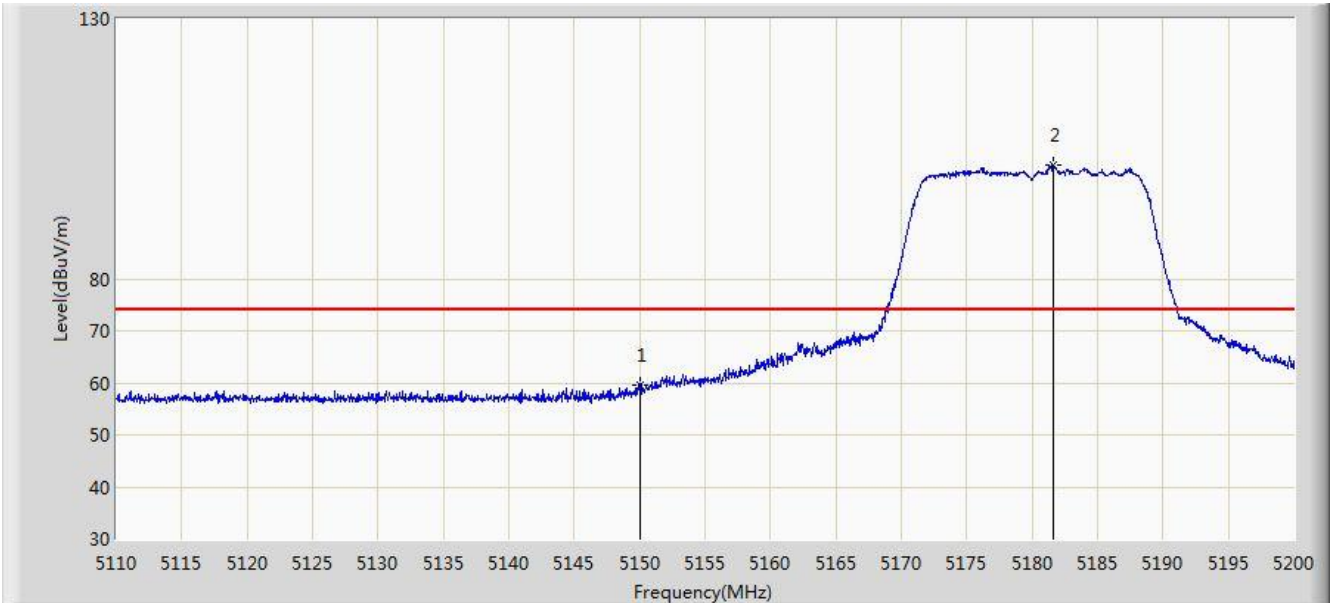


No	Flag	Mark	Frequency (MHz)	Measure Level (dBuV/m)	Reading Level (dBuV)	Margin (dB)	Limit (dBuV/m)	Factor (dB)	Type
1			5150.000	51.505	47.336	-2.495	54.000	4.170	AV
2		*	5182.720	103.782	99.723	N/A	N/A	4.060	AV

Note: Measure Level (dB μ V/m) = Reading Level (dB μ V) + Factor (dB)

Factor (dB) = Cable Loss (dB) + Antenna Factor (dB) (dB/m) - Pre_Amplifier Gain (dB)

Site: AC1	Time: 2017/07/21 - 04:32
Limit: FCC_Part15.209_RE(3m)	Engineer: Kevin Ker
Probe: BBHA9120D_1GHz_18GHz	Polarity: Vertical
EUT: AC220 Wi-Fi AP OD small omni antenna US	Power: DC 54V
Test Mode: Transmit by 802.11n-HT20 at Channel 5180MHz Ant 1	

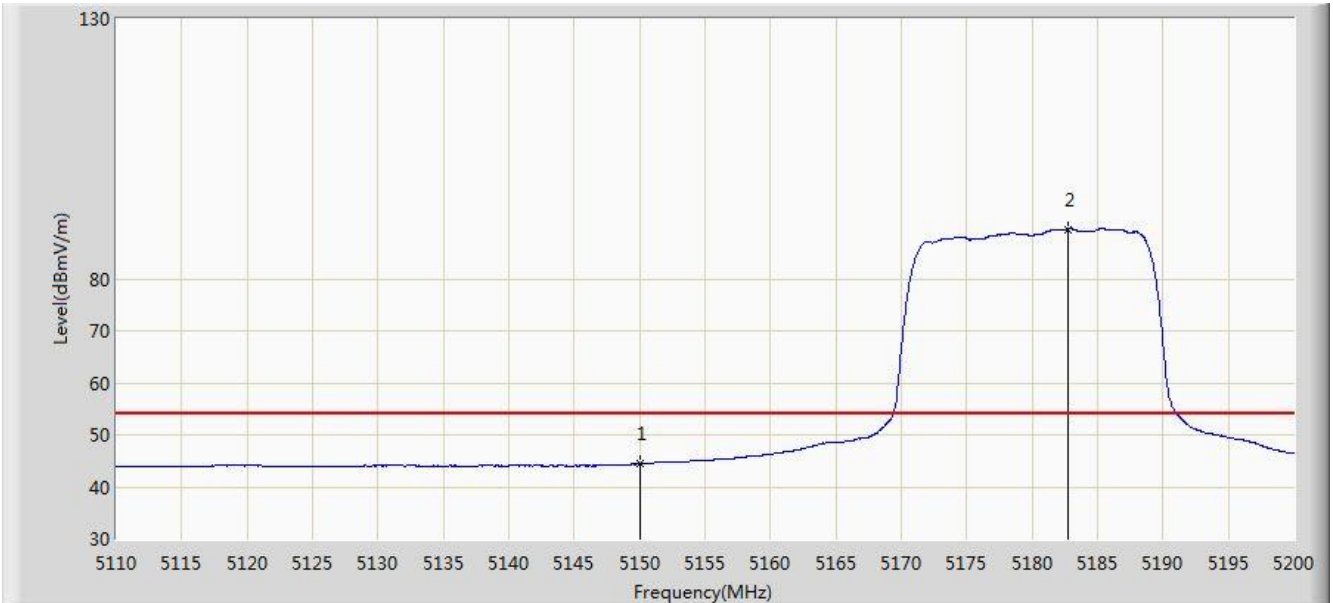


No	Flag	Mark	Frequency (MHz)	Measure Level (dBuV/m)	Reading Level (dBuV)	Margin (dB)	Limit (dBuV/m)	Factor (dB)	Type
1			5150.000	59.689	55.520	-14.311	74.000	4.170	PK
2		*	5181.640	101.904	97.841	N/A	N/A	4.063	PK

Note: Measure Level (dB μ V/m) = Reading Level (dB μ V) + Factor (dB)

Factor (dB) = Cable Loss (dB) + Antenna Factor (dB) (dB/m) - Pre_Amplifier Gain (dB)

Site: AC1	Time: 2017/07/21 - 04:34
Limit: FCC_Part15.209_RE(3m)	Engineer: Kevin Ker
Probe: BBHA9120D_1GHz_18GHz	Polarity: Vertical
EUT: AC220 Wi-Fi AP OD small omni antenna US	Power: DC 54V
Test Mode: Transmit by 802.11n-HT20 at Channel 5180MHz Ant 1	

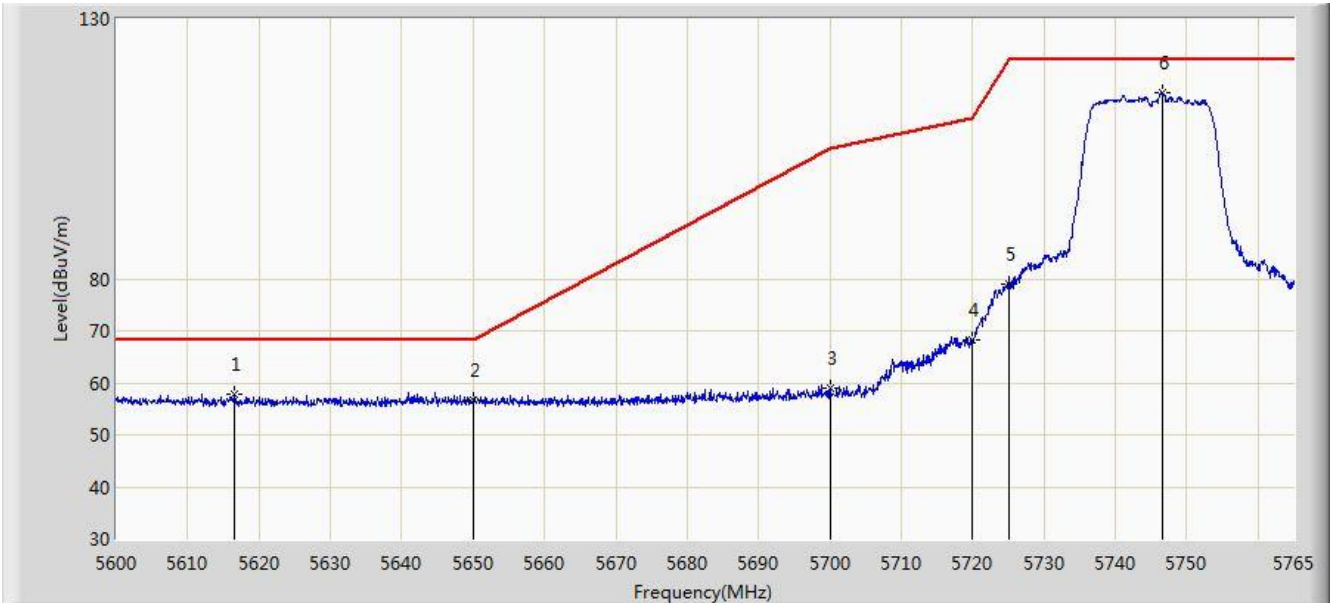


No	Flag	Mark	Frequency (MHz)	Measure Level (dBmV/m)	Reading Level (dBmV)	Margin (dB)	Limit (dBmV/m)	Factor (dB)	Type
1			5150.000	44.451	40.282	-9.549	54.000	4.170	AV
2		*	5182.720	89.541	85.482	N/A	N/A	4.060	AV

Note: Measure Level (dBμV/m) = Reading Level (dBμV) + Factor (dB)

Factor (dB) = Cable Loss (dB) + Antenna Factor (dB) (dB/m) - Pre_Amplifier Gain (dB)

Site: AC1	Time: 2017/07/21 - 18:33
Limit: FCC_Part15.407_RE(3m)	Engineer: Kevin Ker
Probe: BBHA9120D_1GHz_18GHz	Polarity: Horizontal
EUT: AC220 Wi-Fi AP OD small omni antenna US	Power: DC 54V
Test Mode: Transmit by 802.11n-HT20 at Channel 5745MHz Ant 1	

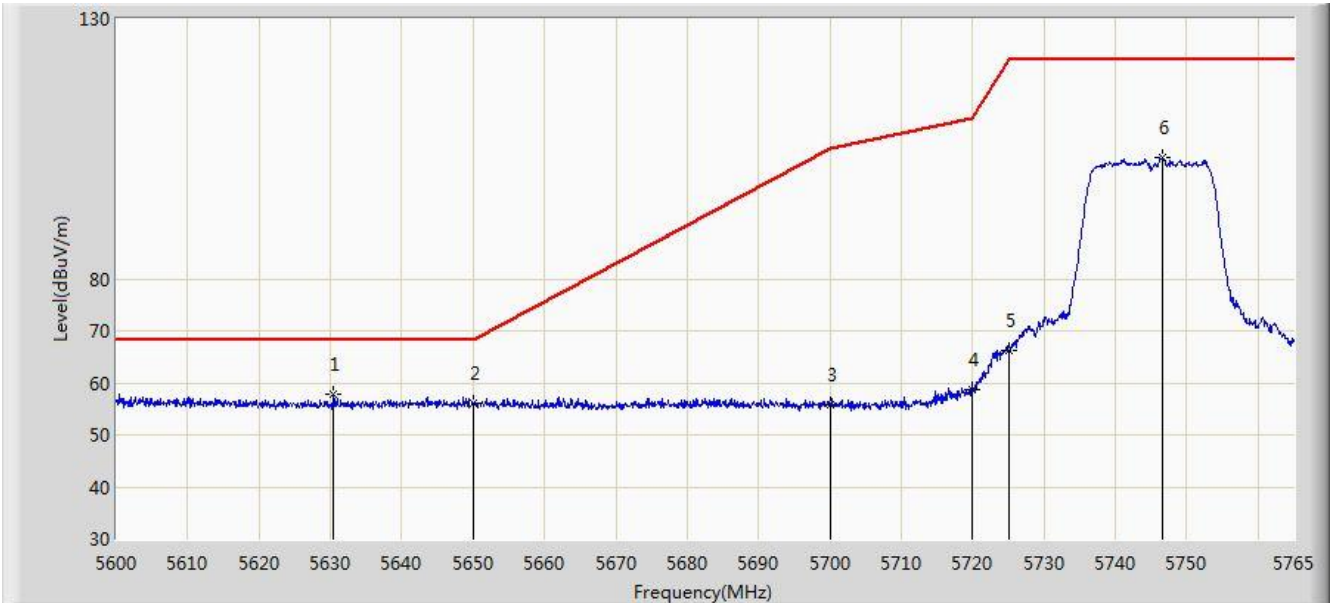


No	Flag	Mark	Frequency (MHz)	Measure Level (dBuV/m)	Reading Level (dBuV)	Margin (dB)	Limit (dBuV/m)	Factor (dB)	Type
1			5616.583	57.910	53.339	-10.290	68.200	4.571	PK
2			5650.000	56.608	51.937	-11.592	68.200	4.671	PK
3			5700.000	58.846	53.968	-46.354	105.200	4.878	PK
4			5720.000	68.236	63.239	-42.564	110.800	4.997	PK
5			5725.000	79.017	73.988	-43.183	122.200	5.029	PK
6		*	5746.685	115.710	110.545	N/A	N/A	5.165	PK

Note: Measure Level (dB μ V/m) = Reading Level (dB μ V) + Factor (dB)

Factor (dB) = Cable Loss (dB) + Antenna Factor (dB) (dB/m) - Pre_Amplifier Gain (dB)

Site: AC1	Time: 2017/07/21 - 18:37
Limit: FCC_Part15.407_RE(3m)	Engineer: Kevin Ker
Probe: BBHA9120D_1GHz_18GHz	Polarity: Vertical
EUT: AC220 Wi-Fi AP OD small omni antenna US	Power: DC 54V
Test Mode: Transmit by 802.11n-HT20 at Channel 5745MHz Ant 1	

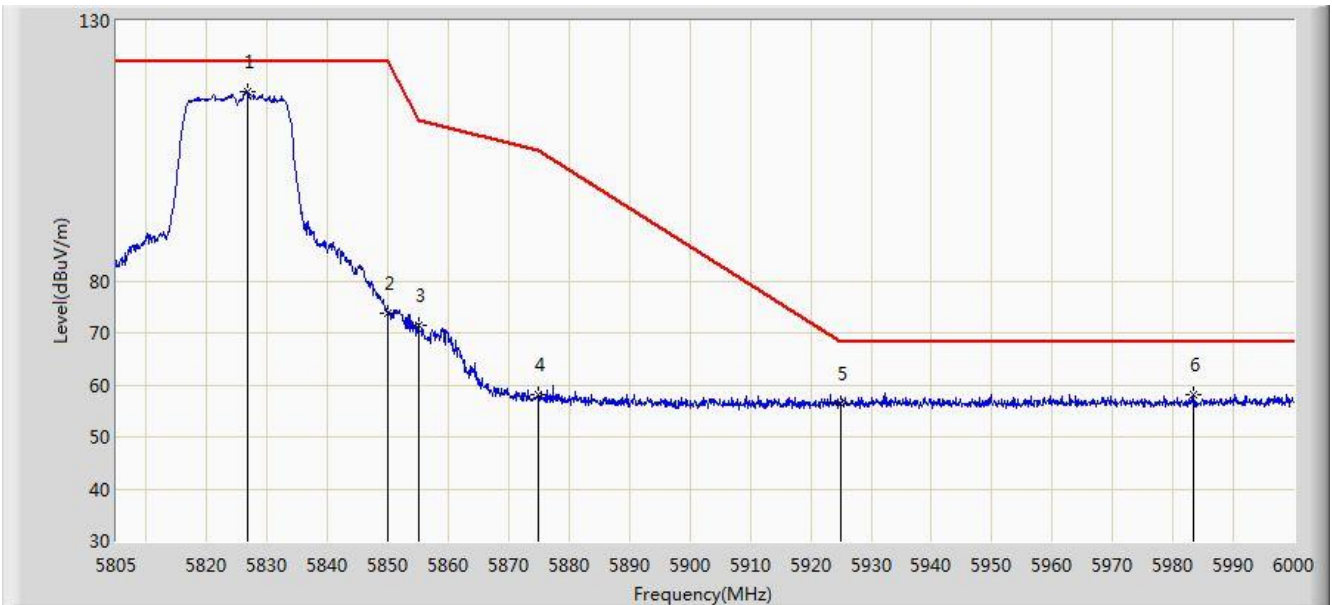


No	Flag	Mark	Frequency (MHz)	Measure Level (dBuV/m)	Reading Level (dBuV)	Margin (dB)	Limit (dBuV/m)	Factor (dB)	Type
1		*	5630.442	57.818	53.208	-10.382	68.200	4.610	PK
2			5650.000	56.112	51.441	-12.088	68.200	4.671	PK
3			5700.000	55.813	50.935	-49.387	105.200	4.878	PK
4			5720.000	58.681	53.684	-52.119	110.800	4.997	PK
5			5725.000	66.260	61.231	-55.940	122.200	5.029	PK
6			5746.603	103.459	98.295	N/A	N/A	5.165	PK

Note: Measure Level (dBμV/m) = Reading Level (dBμV) + Factor (dB)

Factor (dB) = Cable Loss (dB) + Antenna Factor (dB) (dB/m) - Pre_Amplifier Gain (dB)

Site: AC1	Time: 2017/07/21 - 18:44
Limit: FCC_Part15.407_RE(3m)	Engineer: Kevin Ker
Probe: BBHA9120D_1GHz_18GHz	Polarity: Horizontal
EUT: AC220 Wi-Fi AP OD small omni antenna US	Power: DC 54V
Test Mode: Transmit by 802.11n-HT20 at Channel 5825MHz Ant 1	

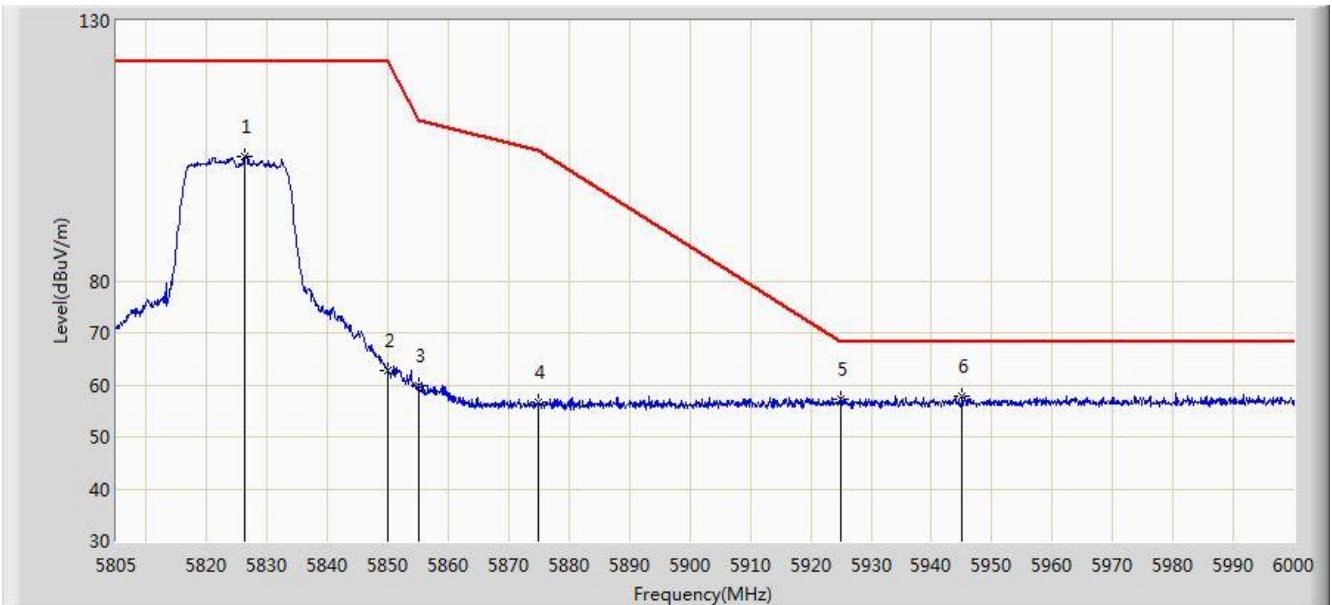


No	Flag	Mark	Frequency (MHz)	Measure Level (dBuV/m)	Reading Level (dBuV)	Margin (dB)	Limit (dBuV/m)	Factor (dB)	Type
1		*	5826.743	116.301	110.703	N/A	N/A	5.599	PK
2			5850.000	73.755	68.029	-48.445	122.200	5.726	PK
3			5855.000	71.462	65.716	-39.338	110.800	5.746	PK
4			5875.000	58.244	52.424	-46.956	105.200	5.820	PK
5			5925.000	56.362	50.396	-11.838	68.200	5.967	PK
6			5983.425	57.980	51.897	-10.220	68.200	6.083	PK

Note: Measure Level (dB μ V/m) = Reading Level (dB μ V) + Factor (dB)

Factor (dB) = Cable Loss (dB) + Antenna Factor (dB) (dB/m) - Pre_Amplifier Gain (dB)

Site: AC1	Time: 2017/07/21 - 18:48
Limit: FCC_Part15.407_RE(3m)	Engineer: Kevin Ker
Probe: BBHA9120D_1GHz_18GHz	Polarity: Vertical
EUT: AC220 Wi-Fi AP OD small omni antenna US	Power: DC 54V
Test Mode: Transmit by 802.11n-HT20 at Channel 5825MHz Ant 1	

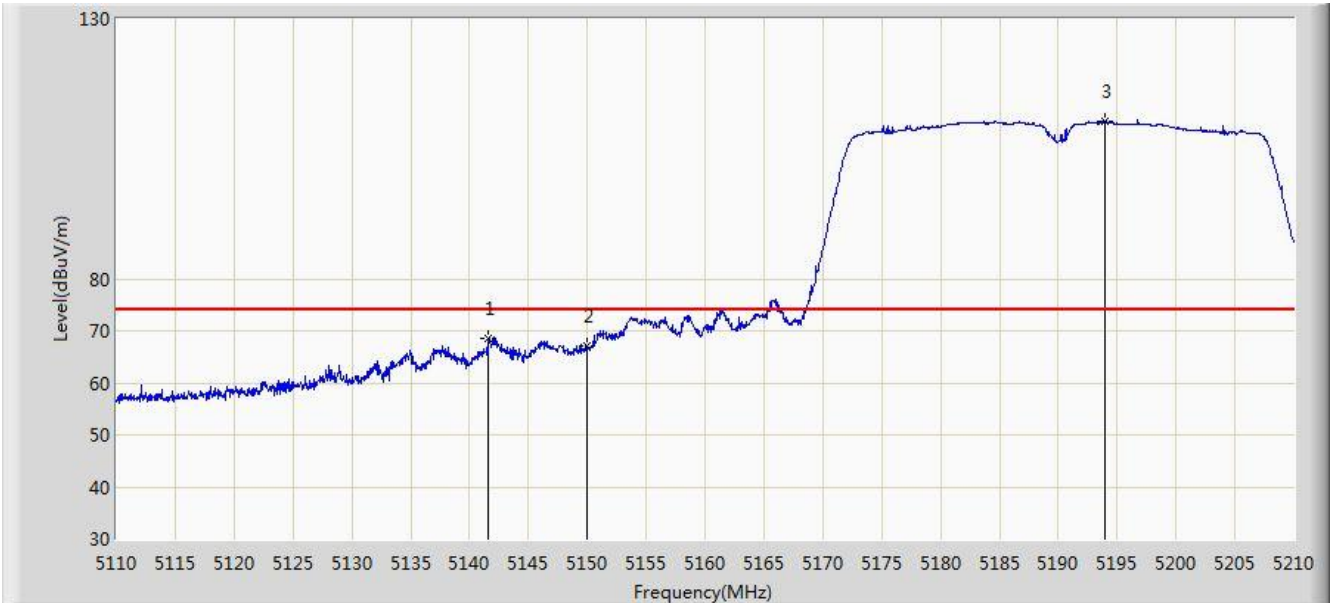


No	Flag	Mark	Frequency (MHz)	Measure Level (dBuV/m)	Reading Level (dBuV)	Margin (dB)	Limit (dBuV/m)	Factor (dB)	Type
1			5826.353	103.852	98.256	N/A	N/A	5.595	PK
2			5850.000	62.861	57.135	-59.339	122.200	5.726	PK
3			5855.000	59.889	54.143	-50.911	110.800	5.746	PK
4			5875.000	56.706	50.886	-48.494	105.200	5.820	PK
5			5925.000	57.340	51.374	-10.860	68.200	5.967	PK
6		*	5945.010	57.899	51.883	-10.301	68.200	6.016	PK

Note: Measure Level (dB μ V/m) = Reading Level (dB μ V) + Factor (dB)

Factor (dB) = Cable Loss (dB) + Antenna Factor (dB) (dB/m) - Pre_Amplifier Gain (dB)

Site: AC1	Time: 2017/07/21 - 05:12
Limit: FCC_Part15.209_RE(3m)	Engineer: Kevin Ker
Probe: BBHA9120D_1GHz_18GHz	Polarity: Horizontal
EUT: AC220 Wi-Fi AP OD small omni antenna US	Power: DC 54V
Test Mode: Transmit by 802.11n-HT40 at Channel 5190MHz Ant 1	

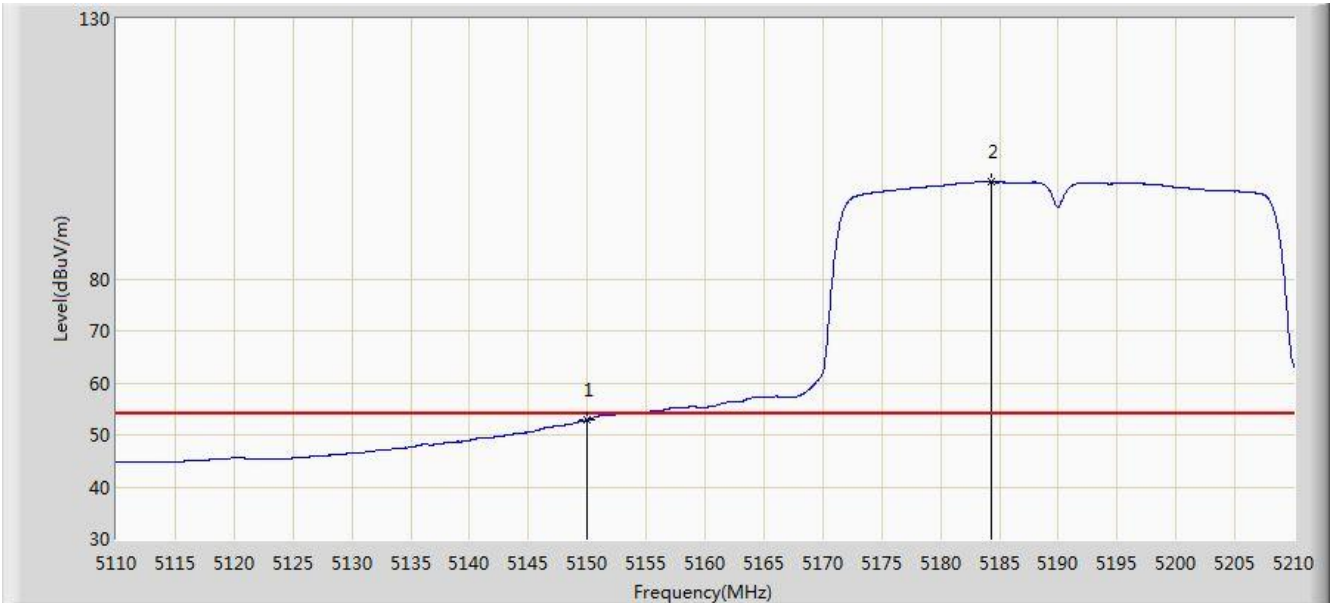


No	Flag	Mark	Frequency (MHz)	Measure Level (dBuV/m)	Reading Level (dBuV)	Margin (dB)	Limit (dBuV/m)	Factor (dB)	Type
1			5141.600	68.685	64.509	-5.315	74.000	4.176	PK
2			5150.000	67.066	62.897	-6.934	74.000	4.170	PK
3		*	5193.950	110.349	106.330	N/A	N/A	4.019	PK

Note: Measure Level (dB μ V/m) = Reading Level (dB μ V) + Factor (dB)

Factor (dB) = Cable Loss (dB) + Antenna Factor (dB) (dB/m) - Pre_Amplifier Gain (dB)

Site: AC1	Time: 2017/07/21 - 05:12
Limit: FCC_Part15.209_RE(3m)	Engineer: Kevin Ker
Probe: BBHA9120D_1GHz_18GHz	Polarity: Horizontal
EUT: AC220 Wi-Fi AP OD small omni antenna US	Power: DC 54V
Test Mode: Transmit by 802.11n-HT40 at Channel 5190MHz Ant 1	

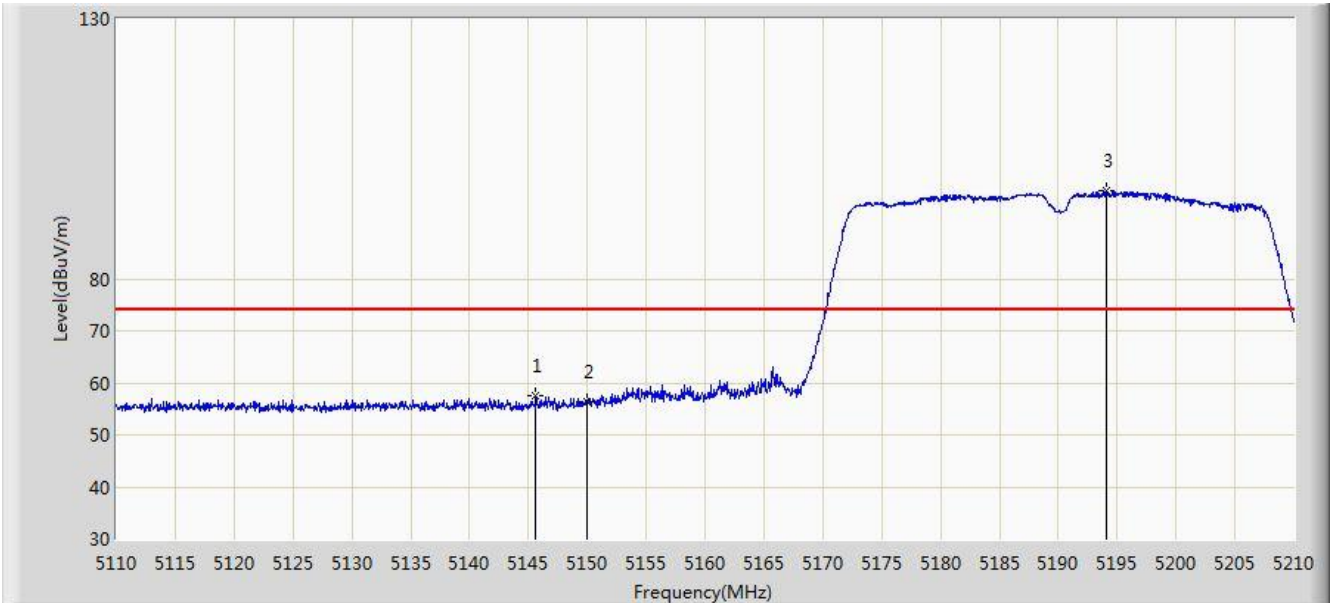


No	Flag	Mark	Frequency (MHz)	Measure Level (dBuV/m)	Reading Level (dBuV)	Margin (dB)	Limit (dBuV/m)	Factor (dB)	Type
1			5150.000	52.855	48.686	-1.145	54.000	4.170	AV
2		*	5184.300	98.651	94.597	N/A	N/A	4.053	AV

Note: Measure Level (dB μ V/m) = Reading Level (dB μ V) + Factor (dB)

Factor (dB) = Cable Loss (dB) + Antenna Factor (dB) (dB/m) - Pre_Amplifier Gain (dB)

Site: AC1	Time: 2017/07/21 - 05:13
Limit: FCC_Part15.209_RE(3m)	Engineer: Kevin Ker
Probe: BBHA9120D_1GHz_18GHz	Polarity: Vertical
EUT: AC220 Wi-Fi AP OD small omni antenna US	Power: DC 54V
Test Mode: Transmit by 802.11n-HT40 at Channel 5190MHz Ant 1	

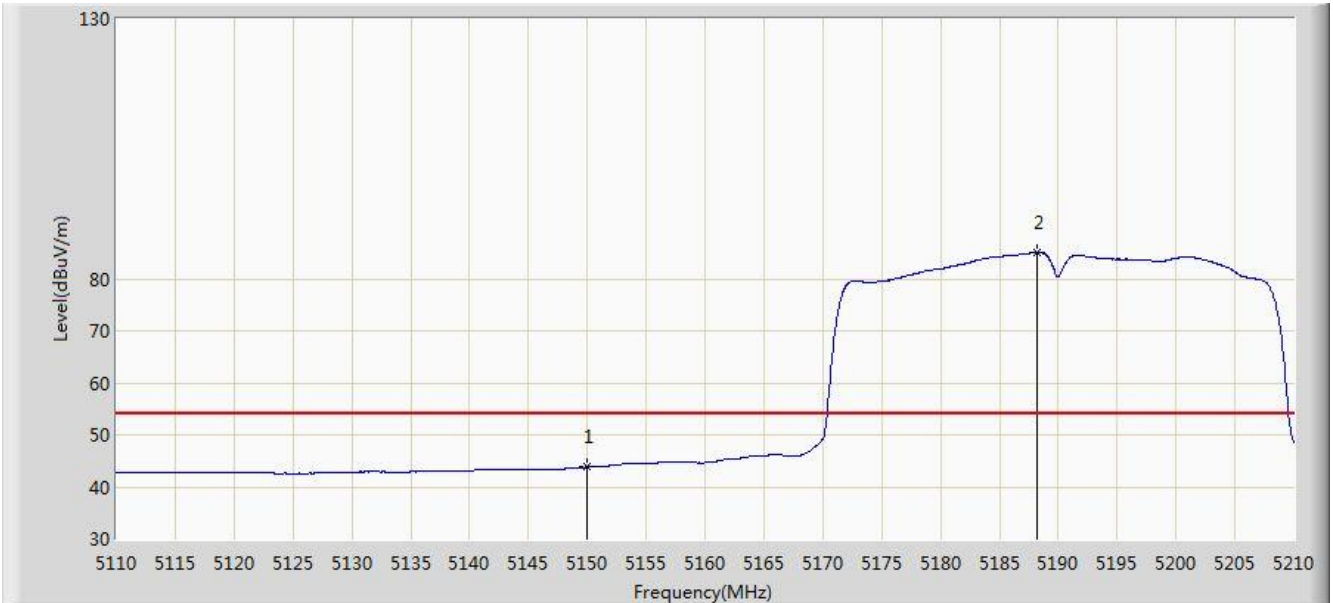


No	Flag	Mark	Frequency (MHz)	Measure Level (dBuV/m)	Reading Level (dBuV)	Margin (dB)	Limit (dBuV/m)	Factor (dB)	Type
1			5145.650	57.501	53.325	-16.499	74.000	4.176	PK
2			5150.000	56.295	52.126	-17.705	74.000	4.170	PK
3		*	5194.050	96.926	92.907	N/A	N/A	4.019	PK

Note: Measure Level (dBμV/m) = Reading Level (dBμV) + Factor (dB)

Factor (dB) = Cable Loss (dB) + Antenna Factor (dB) (dB/m) - Pre_Amplifier Gain (dB)

Site: AC1	Time: 2017/07/21 - 05:14
Limit: FCC_Part15.209_RE(3m)	Engineer: Kevin Ker
Probe: BBHA9120D_1GHz_18GHz	Polarity: Vertical
EUT: AC220 Wi-Fi AP OD small omni antenna US	Power: DC 54V
Test Mode: Transmit by 802.11n-HT40 at Channel 5190MHz Ant 1	

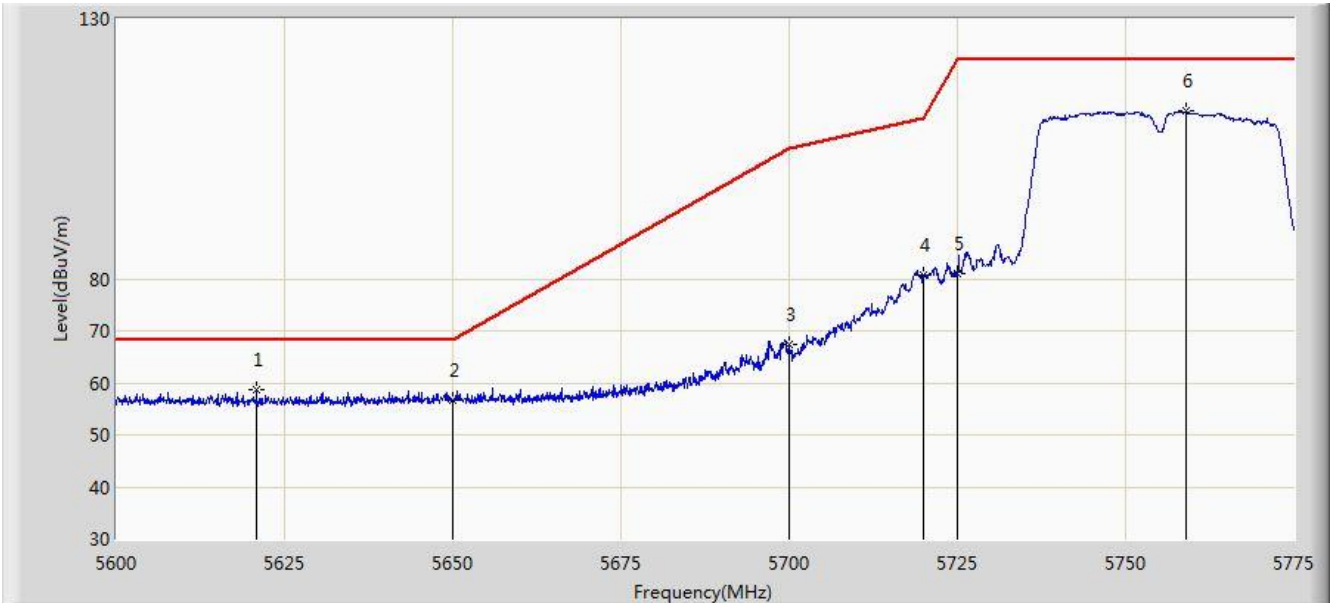


No	Flag	Mark	Frequency (MHz)	Measure Level (dBuV/m)	Reading Level (dBuV)	Margin (dB)	Limit (dBuV/m)	Factor (dB)	Type
1			5150.000	43.819	39.650	-10.181	54.000	4.170	AV
2		*	5188.200	85.126	81.086	N/A	N/A	4.039	AV

Note: Measure Level (dB μ V/m) = Reading Level (dB μ V) + Factor (dB)

Factor (dB) = Cable Loss (dB) + Antenna Factor (dB) (dB/m) - Pre_Amplifier Gain (dB)

Site: AC1	Time: 2017/07/21 - 18:52
Limit: FCC_Part15.407_RE(3m)	Engineer: Kevin Ker
Probe: BBHA9120D_1GHz_18GHz	Polarity: Horizontal
EUT: AC220 Wi-Fi AP OD small omni antenna US	Power: DC 54V
Test Mode: Transmit by 802.11n-HT40 at Channel 5755MHz Ant 1	

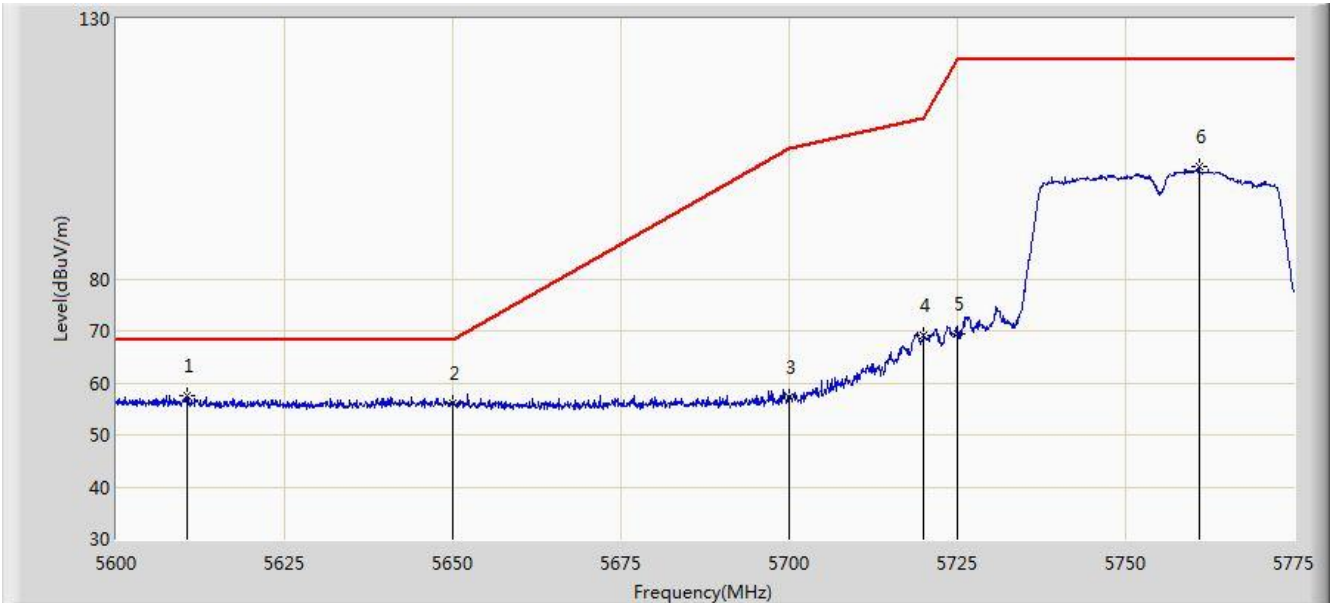


No	Flag	Mark	Frequency (MHz)	Measure Level (dBuV/m)	Reading Level (dBuV)	Margin (dB)	Limit (dBuV/m)	Factor (dB)	Type
1			5620.825	58.745	54.162	-9.455	68.200	4.583	PK
2			5650.000	56.689	52.018	-11.511	68.200	4.671	PK
3			5700.000	67.351	62.473	-37.849	105.200	4.878	PK
4			5720.000	80.767	75.770	-30.033	110.800	4.997	PK
5			5725.000	81.115	76.086	-41.085	122.200	5.029	PK
6		*	5758.900	112.338	107.104	N/A	N/A	5.233	PK

Note: Measure Level (dB μ V/m) = Reading Level (dB μ V) + Factor (dB)

Factor (dB) = Cable Loss (dB) + Antenna Factor (dB) (dB/m) - Pre_Amplifier Gain (dB)

Site: AC1	Time: 2017/07/21 - 18:56
Limit: FCC_Part15.407_RE(3m)	Engineer: Kevin Ker
Probe: BBHA9120D_1GHz_18GHz	Polarity: Vertical
EUT: AC220 Wi-Fi AP OD small omni antenna US	Power: DC 54V
Test Mode: Transmit by 802.11n-HT40 at Channel 5755MHz Ant 1	

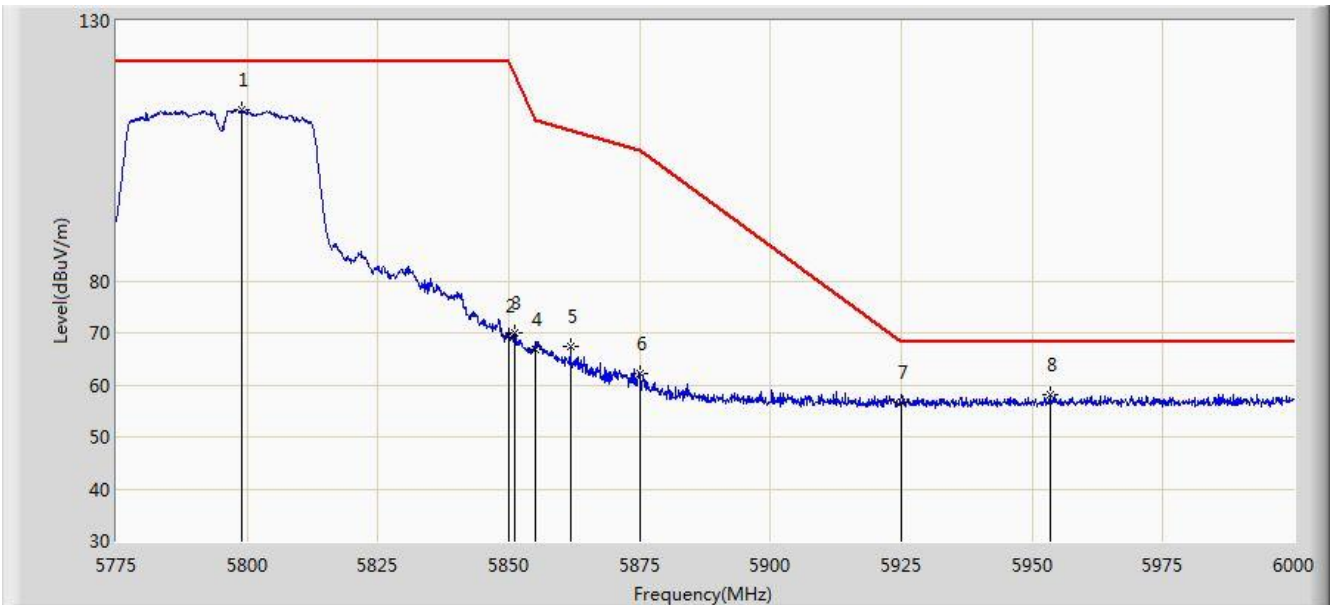


No	Flag	Mark	Frequency (MHz)	Measure Level (dBuV/m)	Reading Level (dBuV)	Margin (dB)	Limit (dBuV/m)	Factor (dB)	Type
1		*	5610.500	57.604	53.051	-10.596	68.200	4.552	PK
2			5650.000	56.036	51.365	-12.164	68.200	4.671	PK
3			5700.000	57.228	52.350	-47.972	105.200	4.878	PK
4			5720.000	69.069	64.072	-41.731	110.800	4.997	PK
5			5725.000	69.329	64.300	-52.871	122.200	5.029	PK
6			5760.913	101.636	96.391	N/A	N/A	5.245	PK

Note: Measure Level (dB μ V/m) = Reading Level (dB μ V) + Factor (dB)

Factor (dB) = Cable Loss (dB) + Antenna Factor (dB) (dB/m) - Pre_Amplifier Gain (dB)

Site: AC1	Time: 2017/07/21 - 19:01
Limit: FCC_Part15.407_RE(3m)	Engineer: Kevin Ker
Probe: BBHA9120D_1GHz_18GHz	Polarity: Horizontal
EUT: AC220 Wi-Fi AP OD small omni antenna US	Power: DC 54V
Test Mode: Transmit by 802.11n-HT40 at Channel 5795MHz Ant 1	

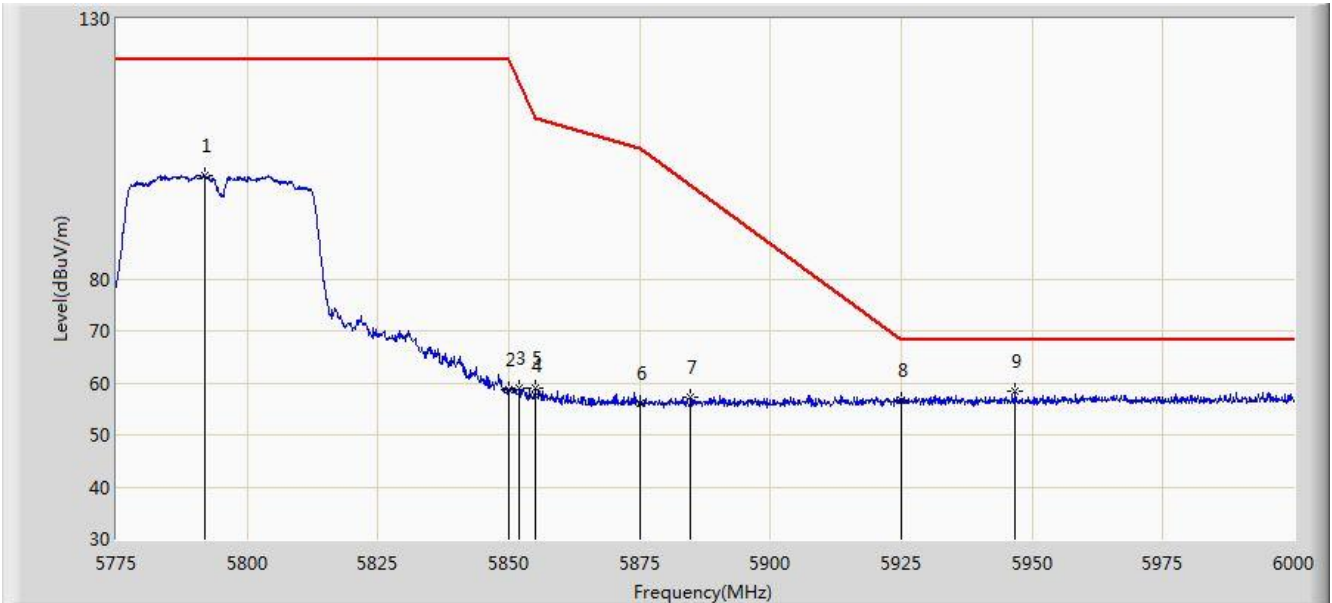


No	Flag	Mark	Frequency (MHz)	Measure Level (dBuV/m)	Reading Level (dBuV)	Margin (dB)	Limit (dBuV/m)	Factor (dB)	Type
1		*	5798.962	112.964	107.525	N/A	N/A	5.439	PK
2			5850.000	69.551	63.825	-52.649	122.200	5.726	PK
3			5851.050	70.002	64.272	-49.803	119.805	5.730	PK
4			5855.000	66.712	60.966	-44.088	110.800	5.746	PK
5			5861.850	67.304	61.529	-41.576	108.880	5.775	PK
6			5875.000	62.099	56.279	-43.101	105.200	5.820	PK
7			5925.000	56.638	50.672	-11.562	68.200	5.967	PK
8			5953.425	58.132	52.100	-10.068	68.200	6.032	PK

Note: Measure Level (dB μ V/m) = Reading Level (dB μ V) + Factor (dB)

Factor (dB) = Cable Loss (dB) + Antenna Factor (dB) (dB/m) - Pre_Amplifier Gain (dB)

Site: AC1	Time: 2017/07/21 - 19:04
Limit: FCC_Part15.407_RE(3m)	Engineer: Kevin Ker
Probe: BBHA9120D_1GHz_18GHz	Polarity: Vertical
EUT: AC220 Wi-Fi AP OD small omni antenna US	Power: DC 54V
Test Mode: Transmit by 802.11n-HT40 at Channel 5795MHz Ant 1	

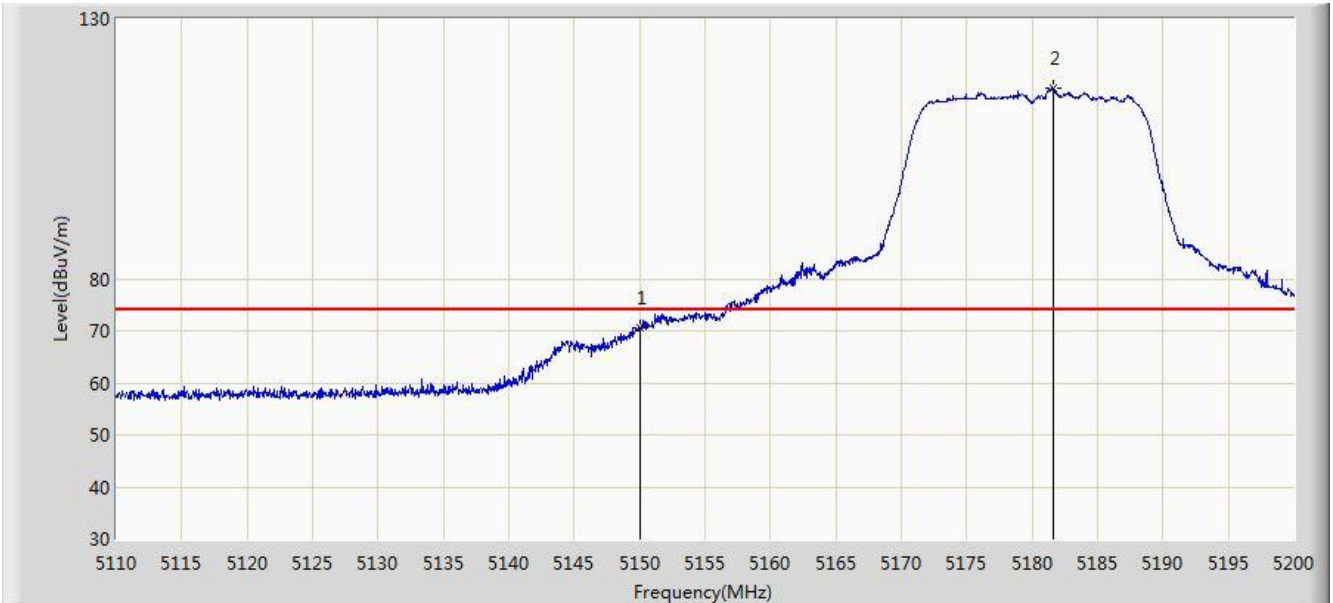


No	Flag	Mark	Frequency (MHz)	Measure Level (dBuV/m)	Reading Level (dBuV)	Margin (dB)	Limit (dBuV/m)	Factor (dB)	Type
1			5791.987	99.941	94.539	N/A	N/A	5.402	PK
2			5850.000	58.602	52.876	-63.598	122.200	5.726	PK
3			5852.062	59.088	53.354	-58.409	117.497	5.734	PK
4			5855.000	57.489	51.743	-53.311	110.800	5.746	PK
5			5855.100	58.972	53.225	-51.800	110.772	5.746	PK
6			5875.000	55.980	50.160	-49.220	105.200	5.820	PK
7			5884.800	57.195	51.342	-41.868	99.064	5.854	PK
8			5925.000	56.705	50.739	-11.495	68.200	5.967	PK
9		*	5946.788	58.410	52.390	-9.790	68.200	6.020	PK

Note: Measure Level (dBuV/m) = Reading Level (dBuV) + Factor (dB)

Factor (dB) = Cable Loss (dB) + Antenna Factor (dB) (dB/m) - Pre_Amplifier Gain (dB)

Site: AC1	Time: 2017/07/21 - 06:02
Limit: FCC_Part15.209_RE(3m)	Engineer: Kevin Ker
Probe: BBHA9120D_1GHz_18GHz	Polarity: Horizontal
EUT: AC220 Wi-Fi AP OD small omni antenna US	Power: DC 54V
Test Mode: Transmit by 802.11ac-VHT20 at Channel 5180MHz Ant 1	

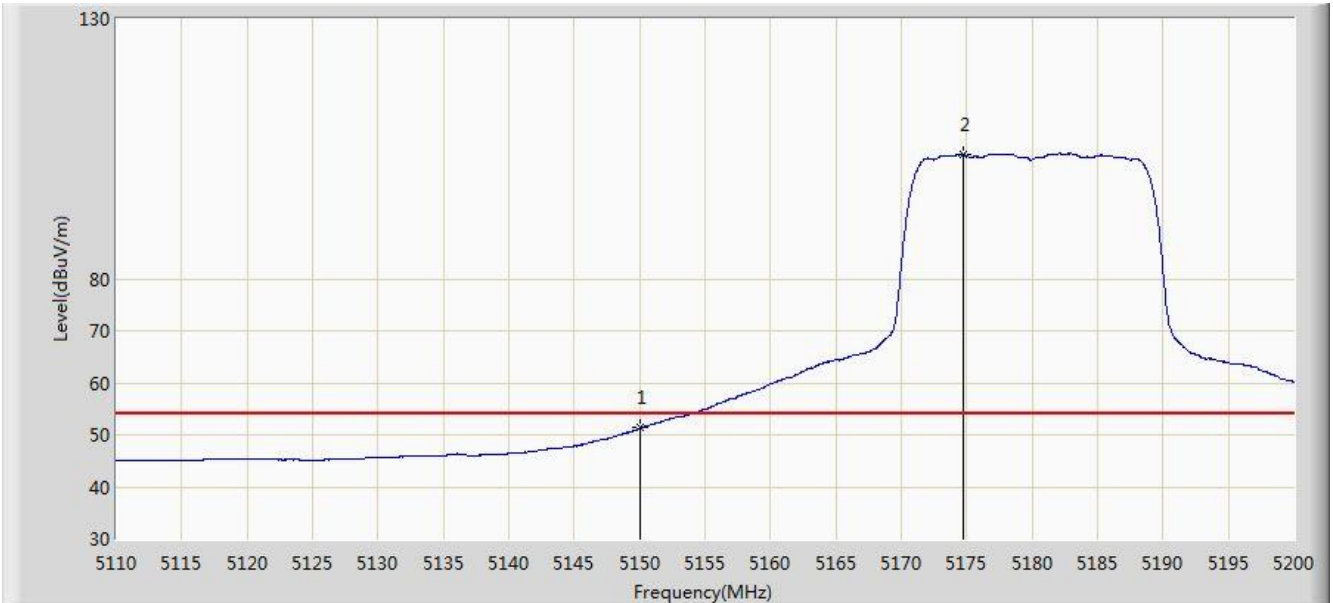


No	Flag	Mark	Frequency (MHz)	Measure Level (dBuV/m)	Reading Level (dBuV)	Margin (dB)	Limit (dBuV/m)	Factor (dB)	Type
1			5150.000	70.478	66.309	-3.522	74.000	4.170	PK
2		*	5181.595	116.553	112.490	N/A	N/A	4.063	PK

Note: Measure Level (dB μ V/m) = Reading Level (dB μ V) + Factor (dB)

Factor (dB) = Cable Loss (dB) + Antenna Factor (dB) (dB/m) - Pre_Amplifier Gain (dB)

Site: AC1	Time: 2017/07/21 - 06:04
Limit: FCC_Part15.209_RE(3m)	Engineer: Kevin Ker
Probe: BBHA9120D_1GHz_18GHz	Polarity: Horizontal
EUT: AC220 Wi-Fi AP OD small omni antenna US	Power: DC 54V
Test Mode: Transmit by 802.11ac-VHT20 at Channel 5180MHz Ant 1	

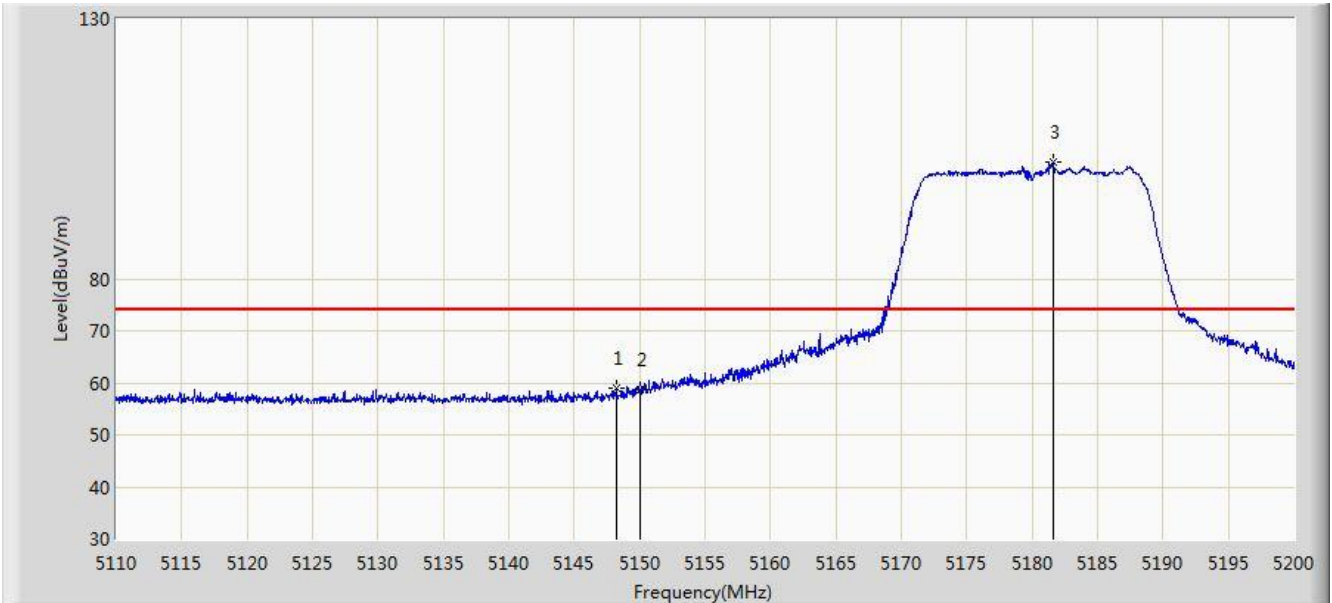


No	Flag	Mark	Frequency (MHz)	Measure Level (dBuV/m)	Reading Level (dBuV)	Margin (dB)	Limit (dBuV/m)	Factor (dB)	Type
1			5150.000	51.306	47.137	-2.694	54.000	4.170	AV
2		*	5174.755	103.815	99.728	N/A	N/A	4.088	AV

Note: Measure Level (dB μ V/m) = Reading Level (dB μ V) + Factor (dB)

Factor (dB) = Cable Loss (dB) + Antenna Factor (dB) (dB/m) - Pre_Amplifier Gain (dB)

Site: AC1	Time: 2017/07/21 - 06:04
Limit: FCC_Part15.209_RE(3m)	Engineer: Kevin Ker
Probe: BBHA9120D_1GHz_18GHz	Polarity: Vertical
EUT: AC220 Wi-Fi AP OD small omni antenna US	Power: DC 54V
Test Mode: Transmit by 802.11ac-VHT20 at Channel 5180MHz Ant 1	

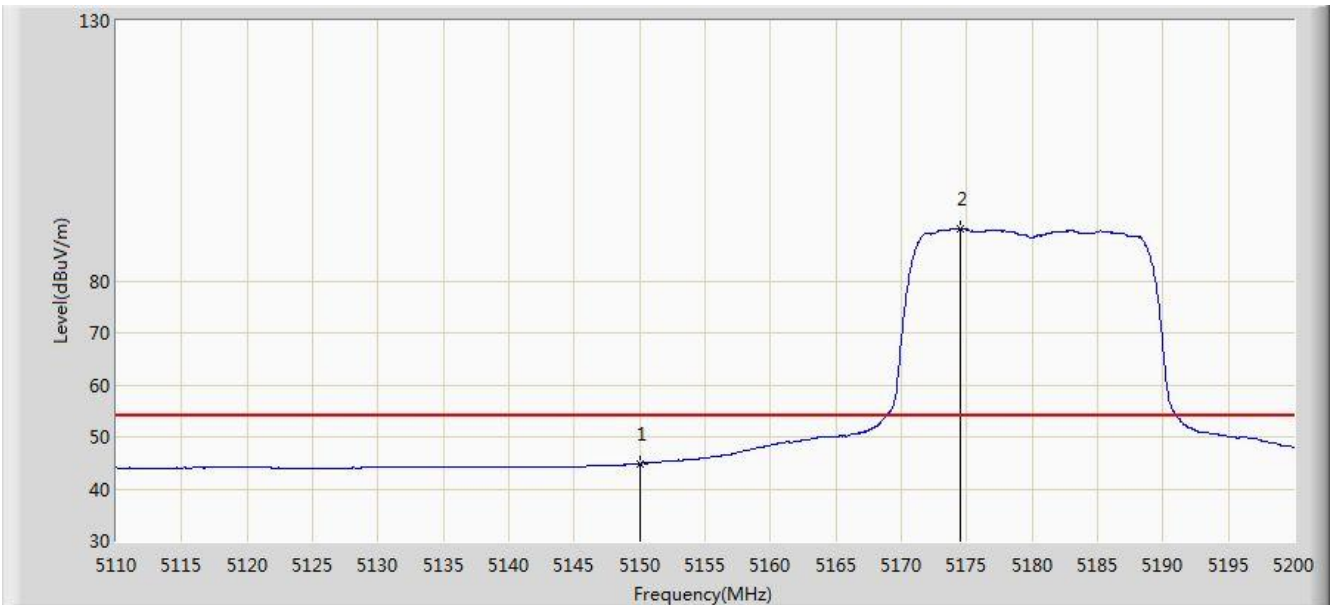


No	Flag	Mark	Frequency (MHz)	Measure Level (dBuV/m)	Reading Level (dBuV)	Margin (dB)	Limit (dBuV/m)	Factor (dB)	Type
1			5148.205	59.068	54.893	-14.932	74.000	4.174	PK
2			5150.000	58.558	54.389	-15.442	74.000	4.170	PK
3		*	5181.595	102.505	98.442	N/A	N/A	4.063	PK

Note: Measure Level (dB μ V/m) = Reading Level (dB μ V) + Factor (dB)

Factor (dB) = Cable Loss (dB) + Antenna Factor (dB) (dB/m) - Pre_Amplifier Gain (dB)

Site: AC1	Time: 2017/07/21 - 06:06
Limit: FCC_Part15.209_RE(3m)	Engineer: Kevin Ker
Probe: BBHA9120D_1GHz_18GHz	Polarity: Vertical
EUT: AC220 Wi-Fi AP OD small omni antenna US	Power: DC 54V
Test Mode: Transmit by 802.11ac-VHT20 at Channel 5180MHz Ant 1	

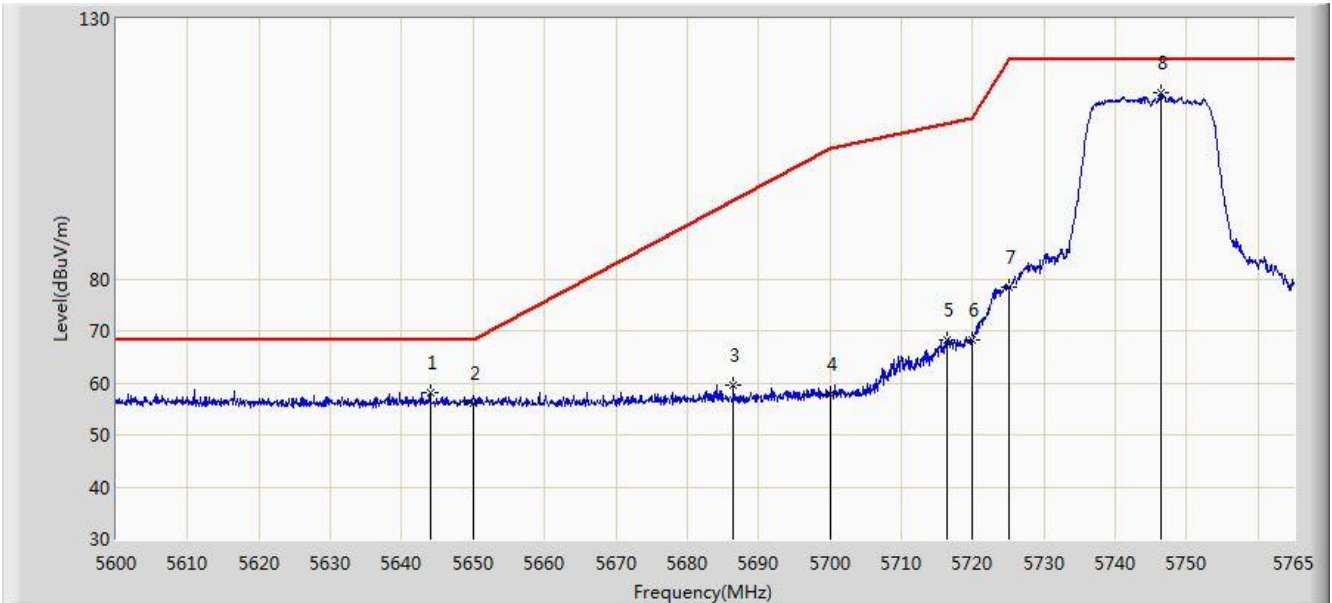


No	Flag	Mark	Frequency (MHz)	Measure Level (dBuV/m)	Reading Level (dBuV)	Margin (dB)	Limit (dBuV/m)	Factor (dB)	Type
1			5150.000	44.880	40.711	-9.120	54.000	4.170	AV
2		*	5174.485	90.020	85.932	N/A	N/A	4.089	AV

Note: Measure Level (dB μ V/m) = Reading Level (dB μ V) + Factor (dB)

Factor (dB) = Cable Loss (dB) + Antenna Factor (dB) (dB/m) - Pre_Amplifier Gain (dB)

Site: AC1	Time: 2017/07/21 - 19:10
Limit: FCC_Part15.407_RE(3m)	Engineer: Kevin Ker
Probe: BBHA9120D_1GHz_18GHz	Polarity: Horizontal
EUT: AC220 Wi-Fi AP OD small omni antenna US	Power: DC 54V
Test Mode: Transmit by 802.11ac-VHT20 at Channel 5745MHz Ant 1	

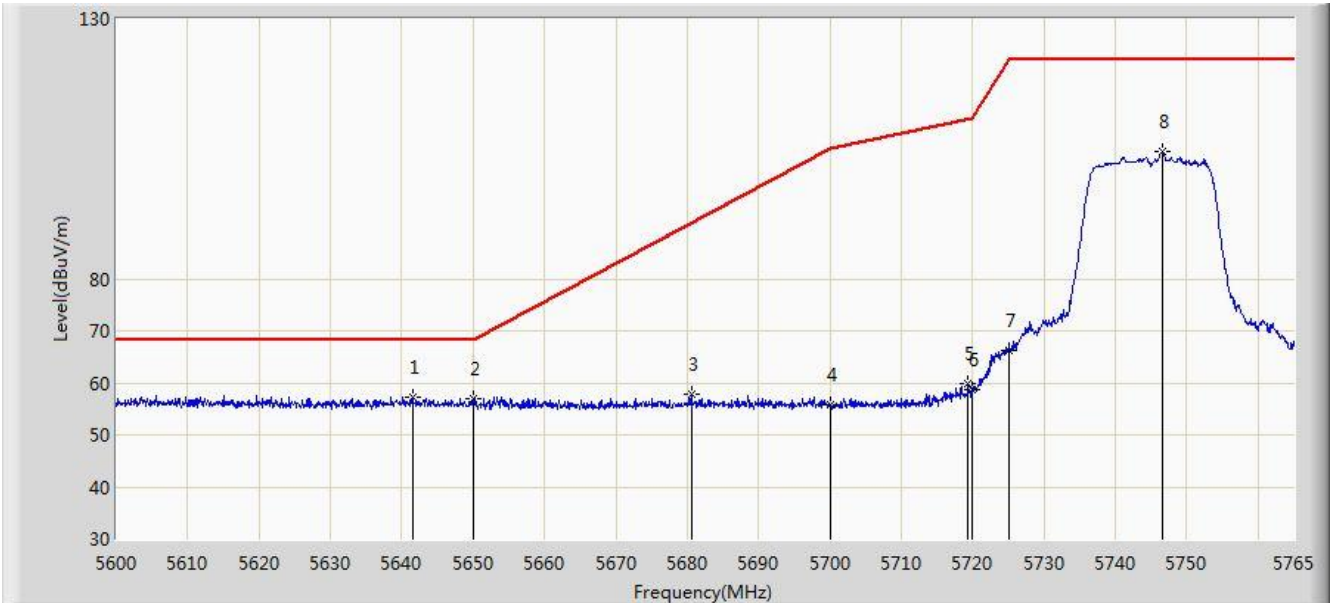


No	Flag	Mark	Frequency (MHz)	Measure Level (dBuV/m)	Reading Level (dBuV)	Margin (dB)	Limit (dBuV/m)	Factor (dB)	Type
1			5643.973	58.155	53.504	-10.045	68.200	4.651	PK
2			5650.000	56.212	51.541	-11.988	68.200	4.671	PK
3			5686.460	59.694	54.881	-37.084	96.778	4.813	PK
4			5700.000	57.827	52.949	-47.373	105.200	4.878	PK
5			5716.325	68.383	63.410	-41.389	109.772	4.974	PK
6			5720.000	68.354	63.357	-42.446	110.800	4.997	PK
7			5725.000	78.539	73.510	-43.661	122.200	5.029	PK
8		*	5746.437	115.751	110.588	N/A	N/A	5.163	PK

Note: Measure Level (dBμV/m) = Reading Level (dBμV) + Factor (dB)

Factor (dB) = Cable Loss (dB) + Antenna Factor (dB) (dB/m) - Pre_Amplifier Gain (dB)

Site: AC1	Time: 2017/07/21 - 19:13
Limit: FCC_Part15.407_RE(3m)	Engineer: Kevin Ker
Probe: BBHA9120D_1GHz_18GHz	Polarity: Vertical
EUT: AC220 Wi-Fi AP OD small omni antenna US	Power: DC 54V
Test Mode: Transmit by 802.11ac-VHT20 at Channel 5745MHz Ant 1	

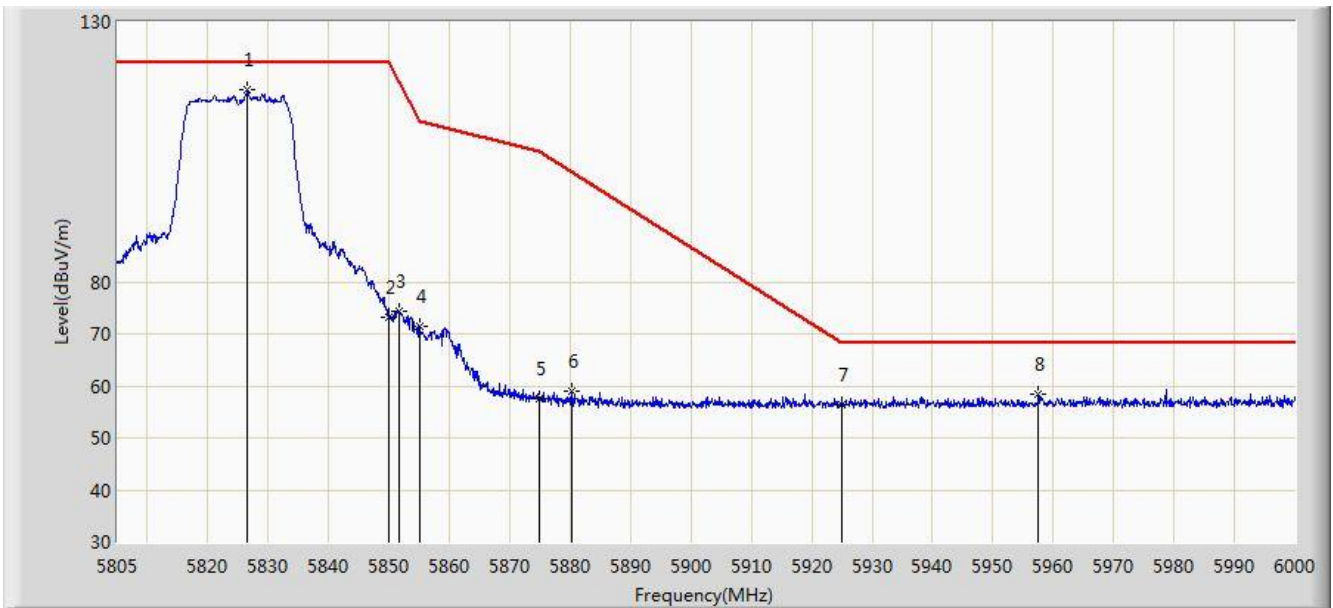


No	Flag	Mark	Frequency (MHz)	Measure Level (dBuV/m)	Reading Level (dBuV)	Margin (dB)	Limit (dBuV/m)	Factor (dB)	Type
1		*	5641.580	57.239	52.596	-10.961	68.200	4.643	PK
2			5650.000	56.931	52.260	-11.269	68.200	4.671	PK
3			5680.603	57.750	52.960	-35.379	93.129	4.790	PK
4			5700.000	55.749	50.871	-49.451	105.200	4.878	PK
5			5719.377	59.794	54.801	-50.832	110.626	4.993	PK
6			5720.000	58.648	53.651	-52.152	110.800	4.997	PK
7			5725.000	66.202	61.173	-55.998	122.200	5.029	PK
8			5746.520	104.460	99.296	N/A	N/A	5.163	PK

Note: Measure Level (dB μ V/m) = Reading Level (dB μ V) + Factor (dB)

Factor (dB) = Cable Loss (dB) + Antenna Factor (dB) (dB/m) - Pre_Amplifier Gain (dB)

Site: AC1	Time: 2017/07/21 - 19:17
Limit: FCC_Part15.407_RE(3m)	Engineer: Kevin Ker
Probe: BBHA9120D_1GHz_18GHz	Polarity: Horizontal
EUT: AC220 Wi-Fi AP OD small omni antenna US	Power: DC 54V
Test Mode: Transmit by 802.11ac-VHT20 at Channel 5825MHz Ant 1	

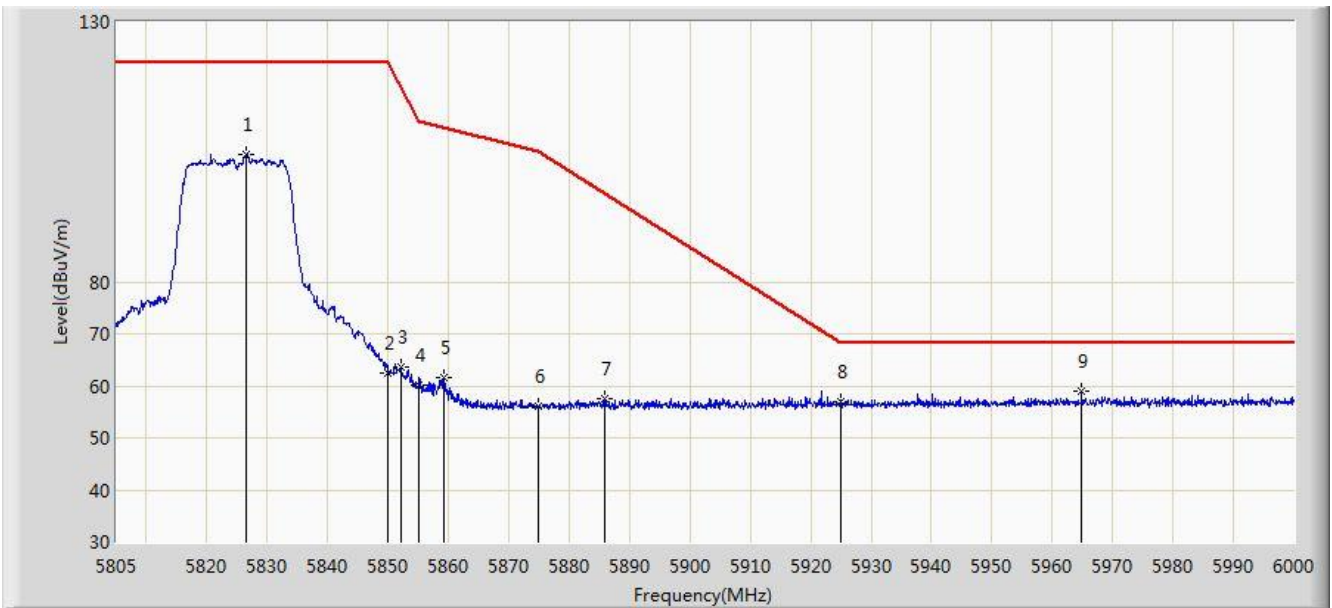


No	Flag	Mark	Frequency (MHz)	Measure Level (dBuV/m)	Reading Level (dBuV)	Margin (dB)	Limit (dBuV/m)	Factor (dB)	Type
1		*	5826.547	116.827	111.230	N/A	N/A	5.596	PK
2			5850.000	73.256	67.530	-48.944	122.200	5.726	PK
3			5851.605	74.436	68.704	-44.103	118.540	5.732	PK
4			5855.000	71.364	65.618	-39.436	110.800	5.746	PK
5			5875.000	57.627	51.807	-47.573	105.200	5.820	PK
6			5880.172	59.085	53.247	-42.876	101.960	5.837	PK
7			5925.000	56.451	50.485	-11.749	68.200	5.967	PK
8			5957.490	58.356	52.317	-9.844	68.200	6.040	PK

Note: Measure Level (dB μ V/m) = Reading Level (dB μ V) + Factor (dB)

Factor (dB) = Cable Loss (dB) + Antenna Factor (dB) (dB/m) - Pre_Amplifier Gain (dB)

Site: AC1	Time: 2017/07/21 - 19:20
Limit: FCC_Part15.407_RE(3m)	Engineer: Kevin Ker
Probe: BBHA9120D_1GHz_18GHz	Polarity: Vertical
EUT: AC220 Wi-Fi AP OD small omni antenna US	Power: DC 54V
Test Mode: Transmit by 802.11ac-VHT20 at Channel 5825MHz Ant 1	

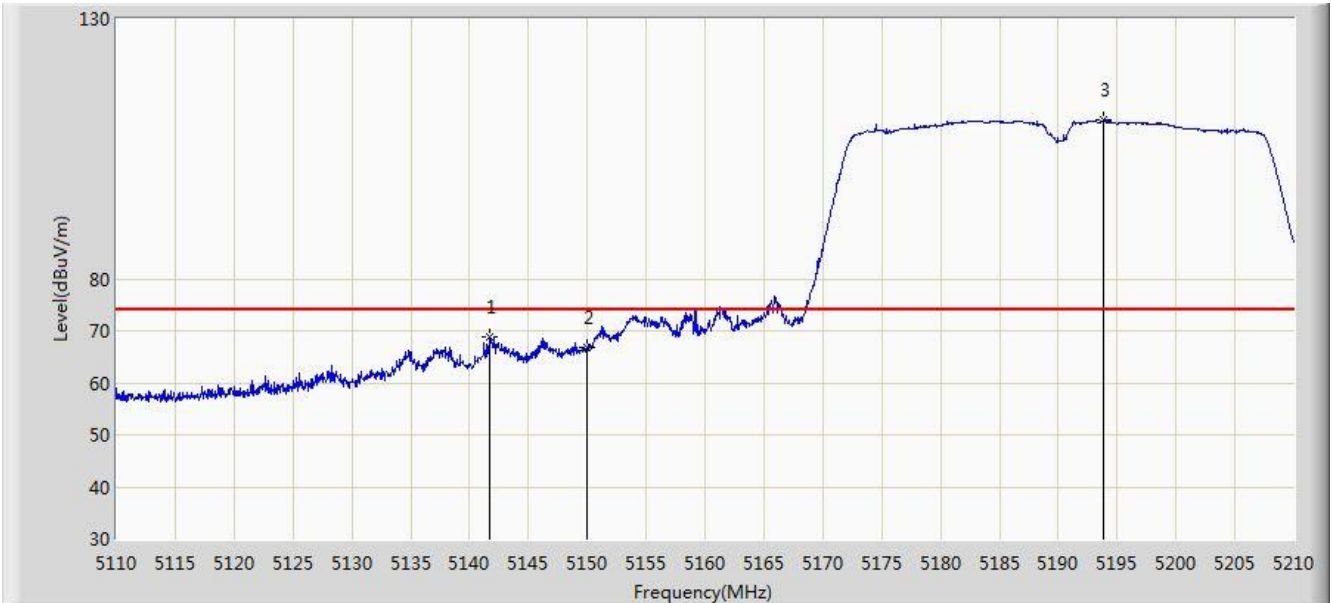


No	Flag	Mark	Frequency (MHz)	Measure Level (dBuV/m)	Reading Level (dBuV)	Margin (dB)	Limit (dBuV/m)	Factor (dB)	Type
1			5826.450	104.450	98.854	N/A	N/A	5.596	PK
2			5850.000	62.591	56.865	-59.609	122.200	5.726	PK
3			5852.190	63.531	57.796	-53.675	117.206	5.735	PK
4			5855.000	60.091	54.345	-50.709	110.800	5.746	PK
5			5859.210	61.549	55.785	-48.071	109.620	5.764	PK
6			5875.000	56.204	50.384	-48.996	105.200	5.820	PK
7			5885.828	57.583	51.726	-40.838	98.421	5.857	PK
8			5925.000	56.884	50.918	-11.316	68.200	5.967	PK
9		*	5964.803	58.983	52.931	-9.217	68.200	6.053	PK

Note: Measure Level (dBuV/m) = Reading Level (dBuV) + Factor (dB)

Factor (dB) = Cable Loss (dB) + Antenna Factor (dB) (dB/m) - Pre_Amplifier Gain (dB)

Site: AC1	Time: 2017/07/21 - 06:43
Limit: FCC_Part15.209_RE(3m)	Engineer: Kevin Ker
Probe: BBHA9120D_1GHz_18GHz	Polarity: Horizontal
EUT: AC220 Wi-Fi AP OD small omni antenna US	Power: DC 54V
Test Mode: Transmit by 802.11ac-VHT40 at Channel 5190MHz Ant 1	

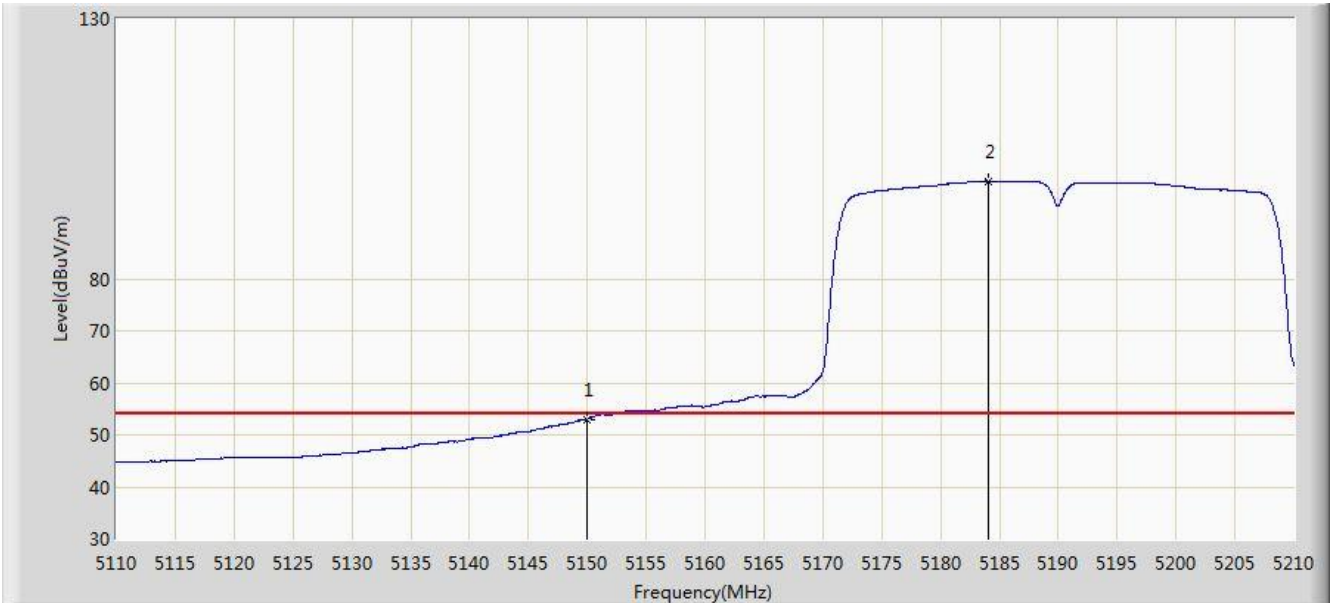


No	Flag	Mark	Frequency (MHz)	Measure Level (dBuV/m)	Reading Level (dBuV)	Margin (dB)	Limit (dBuV/m)	Factor (dB)	Type
1			5141.750	68.909	64.733	-5.091	74.000	4.176	PK
2			5150.000	66.798	62.629	-7.202	74.000	4.170	PK
3		*	5193.850	110.629	106.609	N/A	N/A	4.020	PK

Note: Measure Level (dB μ V/m) = Reading Level (dB μ V) + Factor (dB)

Factor (dB) = Cable Loss (dB) + Antenna Factor (dB) (dB/m) - Pre_Amplifier Gain (dB)

Site: AC1	Time: 2017/07/21 - 06:43
Limit: FCC_Part15.209_RE(3m)	Engineer: Kevin Ker
Probe: BBHA9120D_1GHz_18GHz	Polarity: Horizontal
EUT: AC220 Wi-Fi AP OD small omni antenna US	Power: DC 54V
Test Mode: Transmit by 802.11ac-VHT40 at Channel 5190MHz Ant 1	

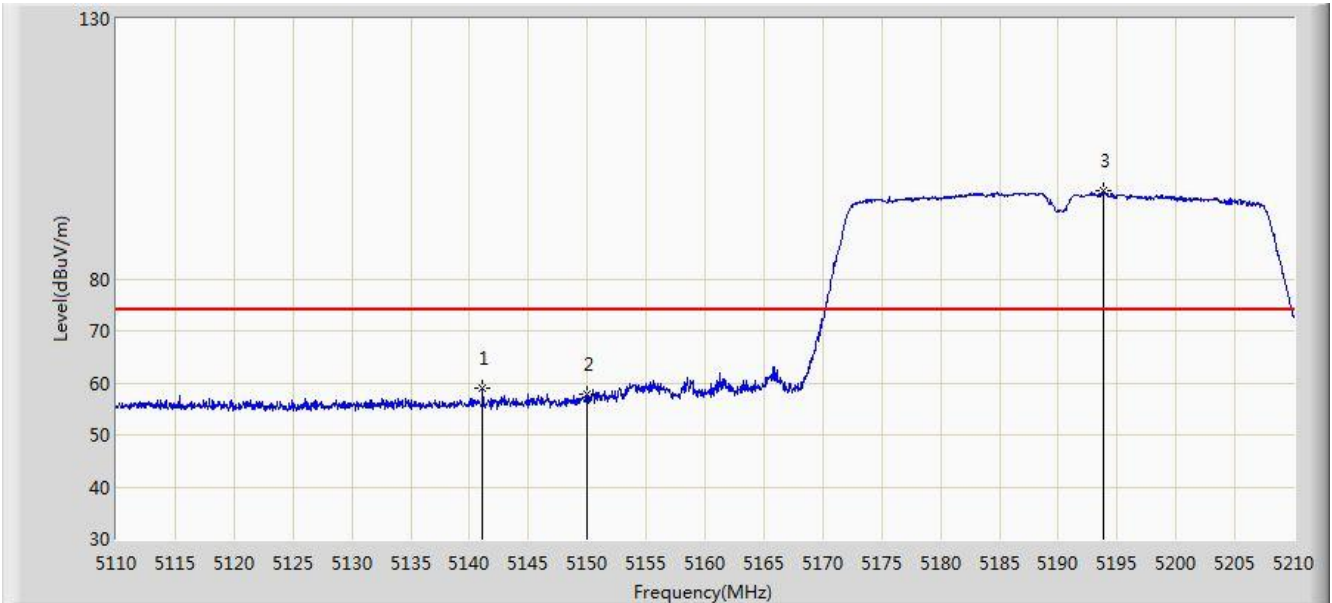


No	Flag	Mark	Frequency (MHz)	Measure Level (dBuV/m)	Reading Level (dBuV)	Margin (dB)	Limit (dBuV/m)	Factor (dB)	Type
1			5150.000	53.009	48.840	-0.991	54.000	4.170	AV
2		*	5184.000	98.784	94.729	N/A	N/A	4.055	AV

Note: Measure Level (dB μ V/m) = Reading Level (dB μ V) + Factor (dB)

Factor (dB) = Cable Loss (dB) + Antenna Factor (dB) (dB/m) - Pre_Amplifier Gain (dB)

Site: AC1	Time: 2017/07/21 - 06:44
Limit: FCC_Part15.209_RE(3m)	Engineer: Kevin Ker
Probe: BBHA9120D_1GHz_18GHz	Polarity: Vertical
EUT: AC220 Wi-Fi AP OD small omni antenna US	Power: DC 54V
Test Mode: Transmit by 802.11ac-VHT40 at Channel 5190MHz Ant 1	

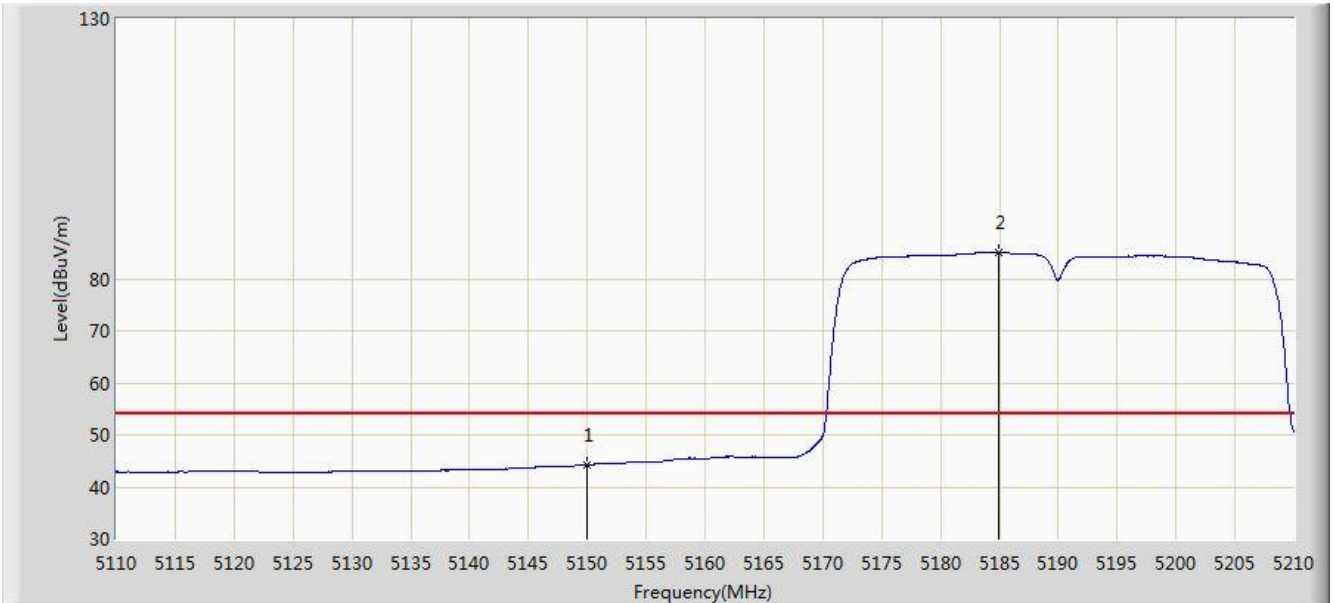


No	Flag	Mark	Frequency (MHz)	Measure Level (dBuV/m)	Reading Level (dBuV)	Margin (dB)	Limit (dBuV/m)	Factor (dB)	Type
1			5141.100	59.008	54.832	-14.992	74.000	4.175	PK
2			5150.000	57.705	53.536	-16.295	74.000	4.170	PK
3		*	5193.800	96.954	92.934	N/A	N/A	4.020	PK

Note: Measure Level (dB μ V/m) = Reading Level (dB μ V) + Factor (dB)

Factor (dB) = Cable Loss (dB) + Antenna Factor (dB) (dB/m) - Pre_Amplifier Gain (dB)

Site: AC1	Time: 2017/07/21 - 06:45
Limit: FCC_Part15.209_RE(3m)	Engineer: Kevin Ker
Probe: BBHA9120D_1GHz_18GHz	Polarity: Vertical
EUT: AC220 Wi-Fi AP OD small omni antenna US	Power: DC 54V
Test Mode: Transmit by 802.11ac-VHT40 at Channel 5190MHz Ant 1	

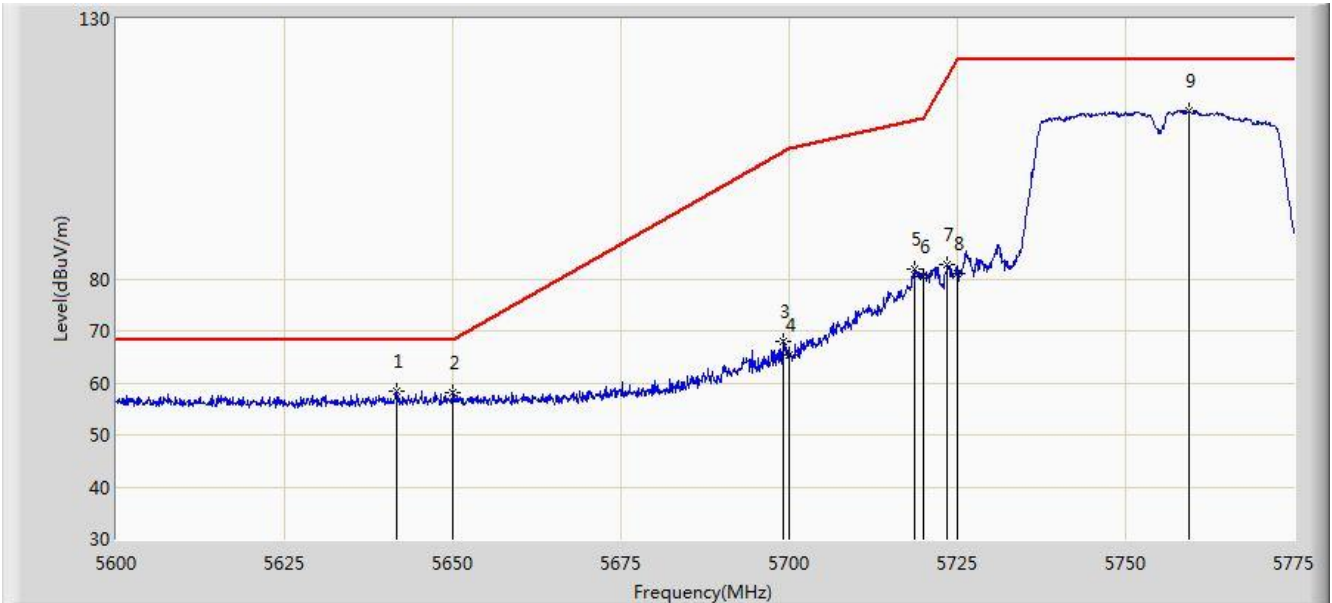


No	Flag	Mark	Frequency (MHz)	Measure Level (dBuV/m)	Reading Level (dBuV)	Margin (dB)	Limit (dBuV/m)	Factor (dB)	Type
1			5150.000	44.191	40.022	-9.809	54.000	4.170	AV
2		*	5184.900	85.003	80.951	N/A	N/A	4.052	AV

Note: Measure Level (dB μ V/m) = Reading Level (dB μ V) + Factor (dB)

Factor (dB) = Cable Loss (dB) + Antenna Factor (dB) (dB/m) - Pre_Amplifier Gain (dB)

Site: AC1	Time: 2017/07/21 - 19:26
Limit: FCC_Part15.407_RE(3m)	Engineer: Kevin Ker
Probe: BBHA9120D_1GHz_18GHz	Polarity: Horizontal
EUT: AC220 Wi-Fi AP OD small omni antenna US	Power: DC 54V
Test Mode: Transmit by 802.11ac-VHT40 at Channel 5755MHz Ant 1	

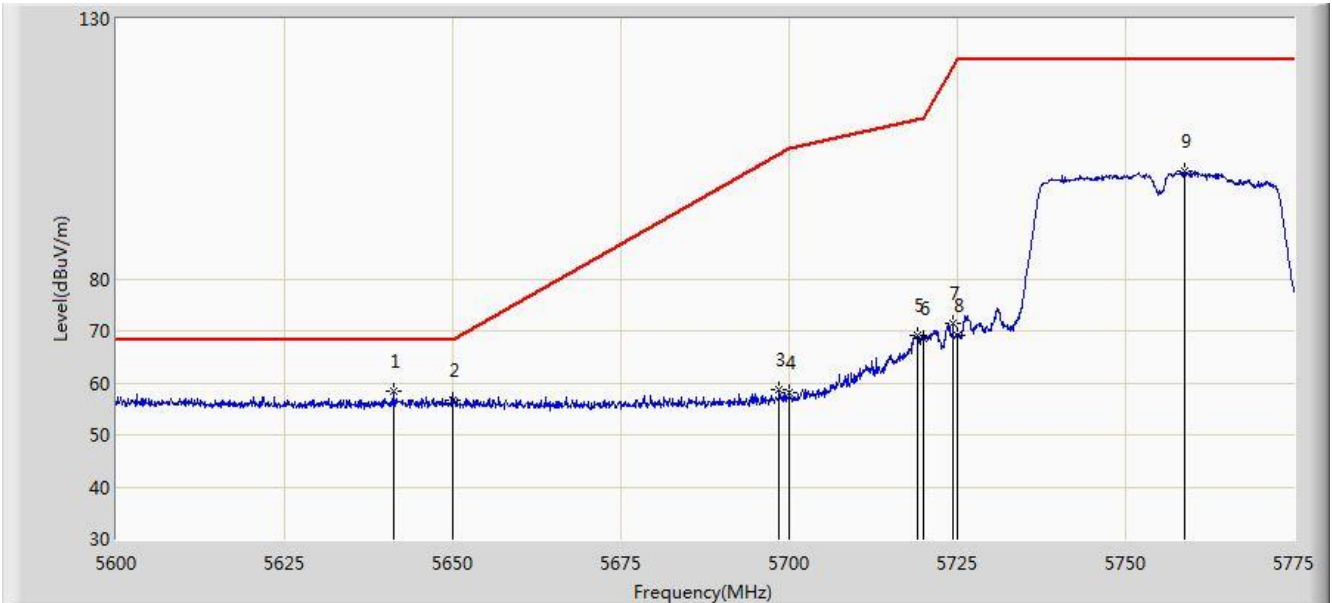


No	Flag	Mark	Frequency (MHz)	Measure Level (dBuV/m)	Reading Level (dBuV)	Margin (dB)	Limit (dBuV/m)	Factor (dB)	Type
1			5641.737	58.433	53.790	-9.767	68.200	4.643	PK
2			5650.000	57.989	53.318	-10.211	68.200	4.671	PK
3			5699.050	68.109	63.236	-36.501	104.610	4.873	PK
4			5700.000	65.471	60.593	-39.729	105.200	4.878	PK
5			5718.737	81.790	76.801	-28.657	110.447	4.989	PK
6			5720.000	80.325	75.328	-30.475	110.800	4.997	PK
7			5723.550	82.832	77.812	-36.063	118.895	5.020	PK
8			5725.000	81.105	76.076	-41.095	122.200	5.029	PK
9		*	5759.337	112.254	107.018	N/A	N/A	5.236	PK

Note: Measure Level (dBuV/m) = Reading Level (dBuV) + Factor (dB)

Factor (dB) = Cable Loss (dB) + Antenna Factor (dB) (dB/m) - Pre_Amplifier Gain (dB)

Site: AC1	Time: 2017/07/21 - 19:31
Limit: FCC_Part15.407_RE(3m)	Engineer: Kevin Ker
Probe: BBHA9120D_1GHz_18GHz	Polarity: Vertical
EUT: AC220 Wi-Fi AP OD small omni antenna US	Power: DC 54V
Test Mode: Transmit by 802.11ac-VHT40 at Channel 5755MHz Ant 1	

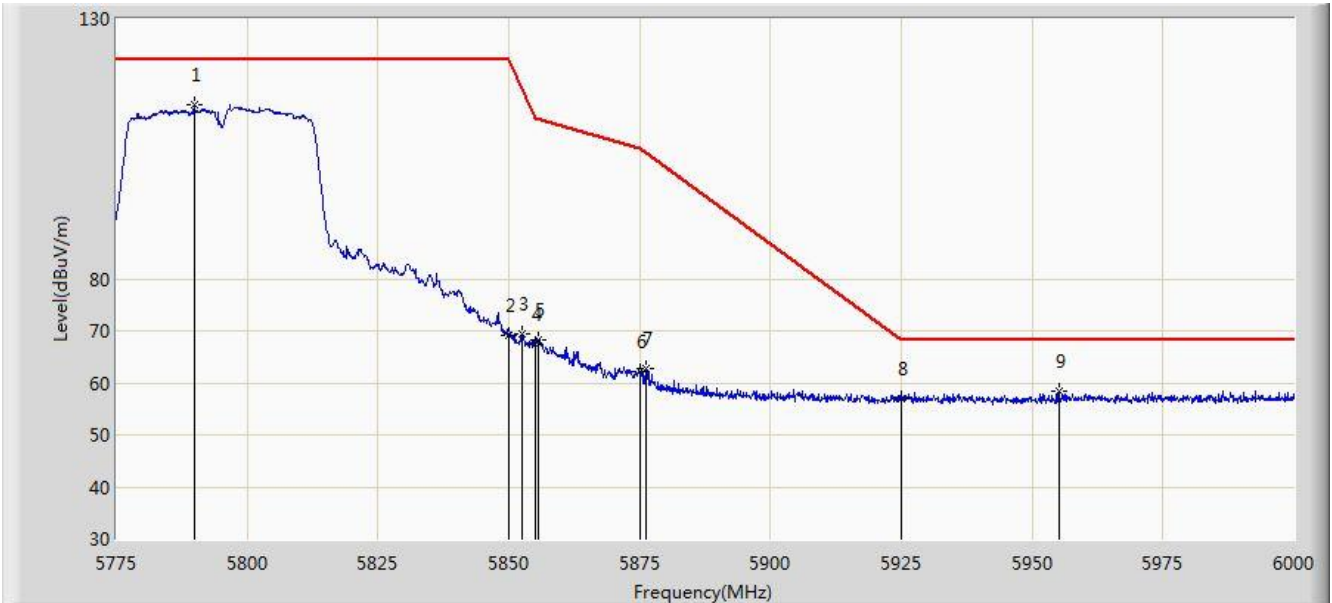


No	Flag	Mark	Frequency (MHz)	Measure Level (dBuV/m)	Reading Level (dBuV)	Margin (dB)	Limit (dBuV/m)	Factor (dB)	Type
1		*	5641.125	58.310	53.669	-9.890	68.200	4.641	PK
2			5650.000	56.676	52.005	-11.524	68.200	4.671	PK
3			5698.525	58.705	53.835	-45.578	104.284	4.871	PK
4			5700.000	58.161	53.283	-47.039	105.200	4.878	PK
5			5719.000	69.167	64.177	-41.353	110.520	4.990	PK
6			5720.000	68.674	63.677	-42.126	110.800	4.997	PK
7			5724.337	71.520	66.495	-49.169	120.689	5.025	PK
8			5725.000	69.137	64.108	-53.063	122.200	5.029	PK
9			5758.812	100.859	95.626	N/A	N/A	5.233	PK

Note: Measure Level (dBuV/m) = Reading Level (dBuV) + Factor (dB)

Factor (dB) = Cable Loss (dB) + Antenna Factor (dB) (dB/m) - Pre_Amplifier Gain (dB)

Site: AC1	Time: 2017/07/21 - 19:36
Limit: FCC_Part15.407_RE(3m)	Engineer: Kevin Ker
Probe: BBHA9120D_1GHz_18GHz	Polarity: Horizontal
EUT: AC220 Wi-Fi AP OD small omni antenna US	Power: DC 54V
Test Mode: Transmit by 802.11ac-VHT40 at Channel 5795MHz Ant 1	

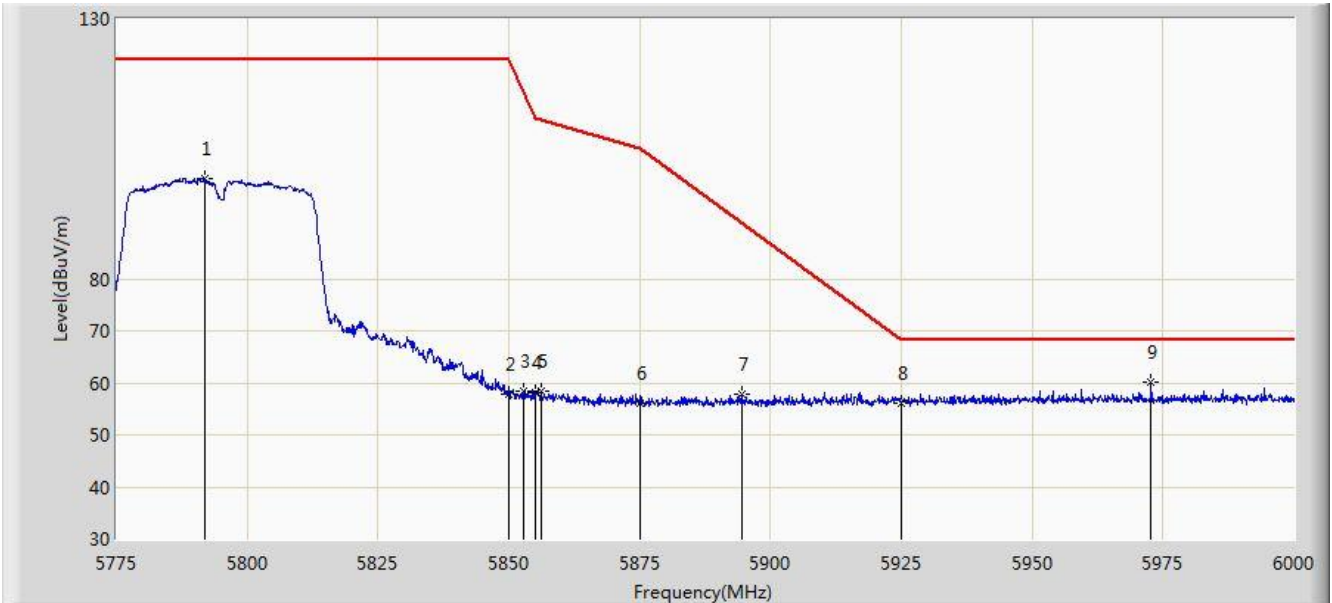


No	Flag	Mark	Frequency (MHz)	Measure Level (dBuV/m)	Reading Level (dBuV)	Margin (dB)	Limit (dBuV/m)	Factor (dB)	Type
1		*	5789.850	113.491	108.100	N/A	N/A	5.392	PK
2			5850.000	69.201	63.475	-52.999	122.200	5.726	PK
3			5852.513	69.325	63.589	-47.144	116.469	5.736	PK
4			5855.000	67.417	61.671	-43.383	110.800	5.746	PK
5			5855.775	68.340	62.591	-42.242	110.583	5.749	PK
6			5875.000	62.312	56.492	-42.888	105.200	5.820	PK
7			5876.138	62.708	56.884	-41.779	104.487	5.824	PK
8			5925.000	56.975	51.009	-11.225	68.200	5.967	PK
9			5955.112	58.301	52.266	-9.899	68.200	6.036	PK

Note: Measure Level (dBuV/m) = Reading Level (dBuV) + Factor (dB)

Factor (dB) = Cable Loss (dB) + Antenna Factor (dB) (dB/m) - Pre_Amplifier Gain (dB)

Site: AC1	Time: 2017/07/21 - 19:40
Limit: FCC_Part15.407_RE(3m)	Engineer: Kevin Ker
Probe: BBHA9120D_1GHz_18GHz	Polarity: Vertical
EUT: AC220 Wi-Fi AP OD small omni antenna US	Power: DC 54V
Test Mode: Transmit by 802.11ac-VHT40 at Channel 5795MHz Ant 1	

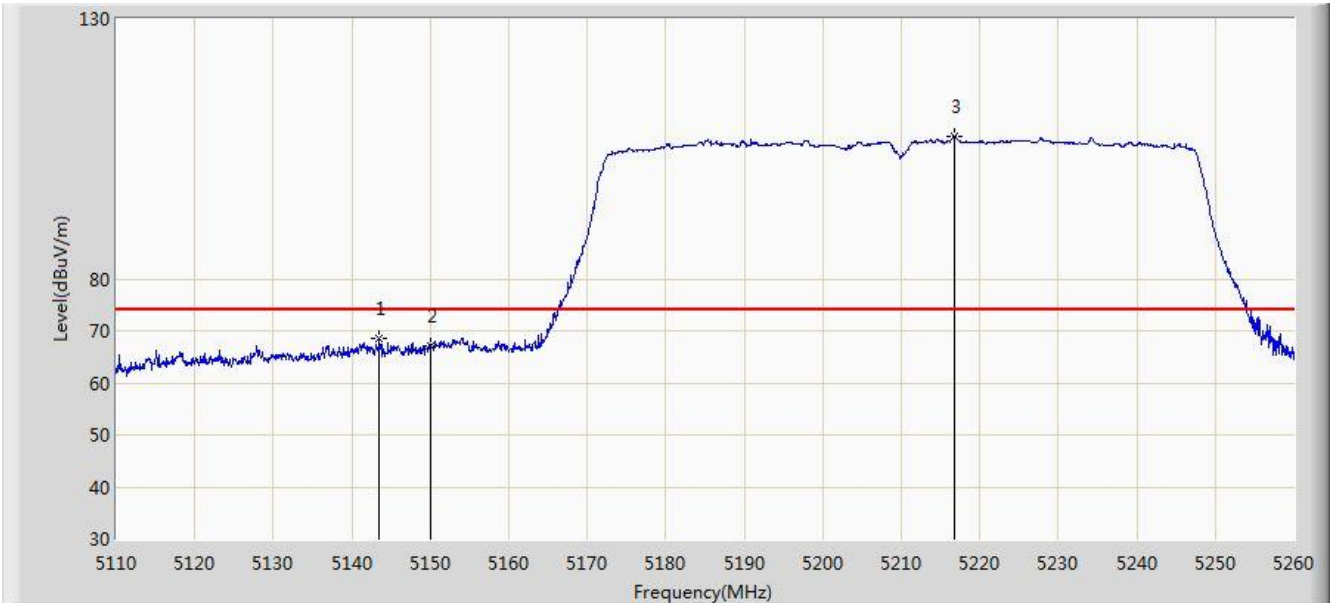


No	Flag	Mark	Frequency (MHz)	Measure Level (dBuV/m)	Reading Level (dBuV)	Margin (dB)	Limit (dBuV/m)	Factor (dB)	Type
1			5791.987	99.193	93.791	N/A	N/A	5.402	PK
2			5850.000	57.904	52.178	-64.296	122.200	5.726	PK
3			5852.850	58.427	52.690	-57.273	115.701	5.737	PK
4			5855.000	58.055	52.309	-52.745	110.800	5.746	PK
5			5856.337	58.537	52.785	-51.888	110.425	5.751	PK
6			5875.000	55.985	50.165	-49.215	105.200	5.820	PK
7			5894.475	57.699	51.812	-35.317	93.016	5.886	PK
8			5925.000	56.209	50.243	-11.991	68.200	5.967	PK
9		*	5972.775	60.025	53.959	-8.175	68.200	6.065	PK

Note: Measure Level (dB μ V/m) = Reading Level (dB μ V) + Factor (dB)

Factor (dB) = Cable Loss (dB) + Antenna Factor (dB) (dB/m) - Pre_Amplifier Gain (dB)

Site: AC1	Time: 2017/07/21 - 07:26
Limit: FCC_Part15.209_RE(3m)	Engineer: Kevin Ker
Probe: BBHA9120D_1GHz_18GHz	Polarity: Horizontal
EUT: AC220 Wi-Fi AP OD small omni antenna US	Power: DC 54V
Test Mode: Transmit by 802.11ac-VHT80 at Channel 5210MHz Ant 1	

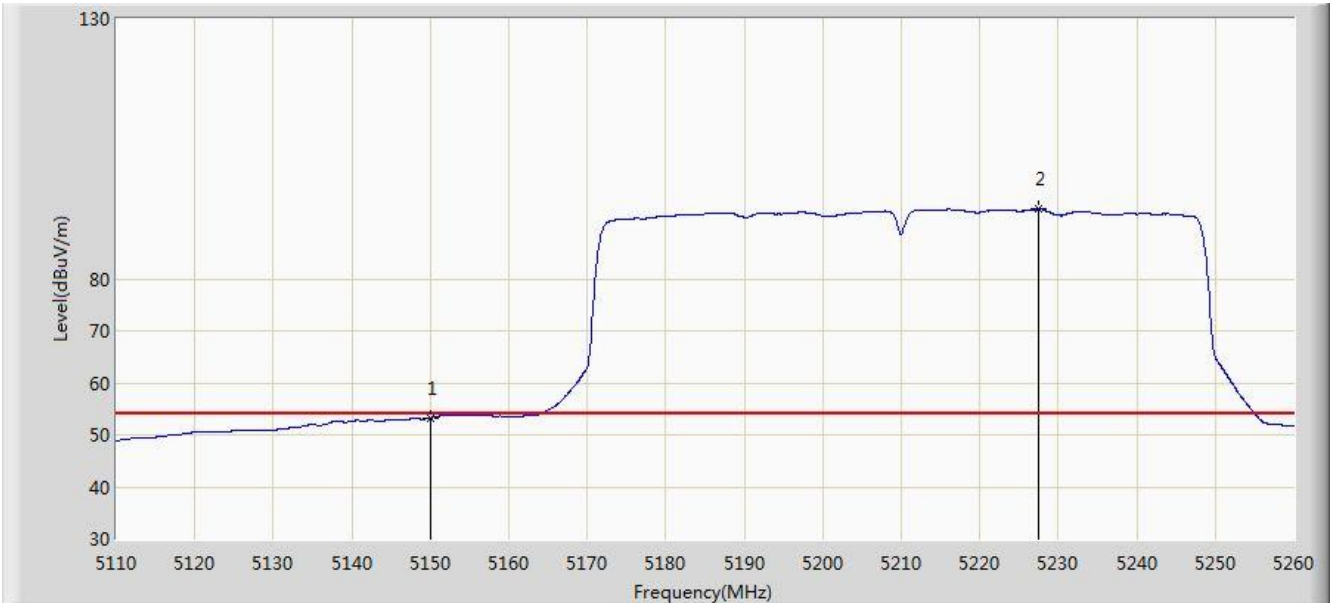


No	Flag	Mark	Frequency (MHz)	Measure Level (dBuV/m)	Reading Level (dBuV)	Margin (dB)	Limit (dBuV/m)	Factor (dB)	Type
1			5143.525	68.431	65.345	-5.569	74.000	3.085	PK
2			5150.000	67.058	63.988	-6.942	74.000	3.069	PK
3		*	5216.800	107.390	104.586	N/A	N/A	2.805	PK

Note: Measure Level (dBμV/m) = Reading Level (dBμV) + Factor (dB)

Factor (dB) = Cable Loss (dB) + Antenna Factor (dB) (dB/m) - Pre_Amplifier Gain (dB)

Site: AC1	Time: 2017/07/21 - 07:25
Limit: FCC_Part15.209_RE(3m)	Engineer: Kevin Ker
Probe: BBHA9120D_1GHz_18GHz	Polarity: Horizontal
EUT: AC220 Wi-Fi AP OD small omni antenna US	Power: DC 54V
Test Mode: Transmit by 802.11ac-VHT80 at Channel 5210MHz Ant 1	

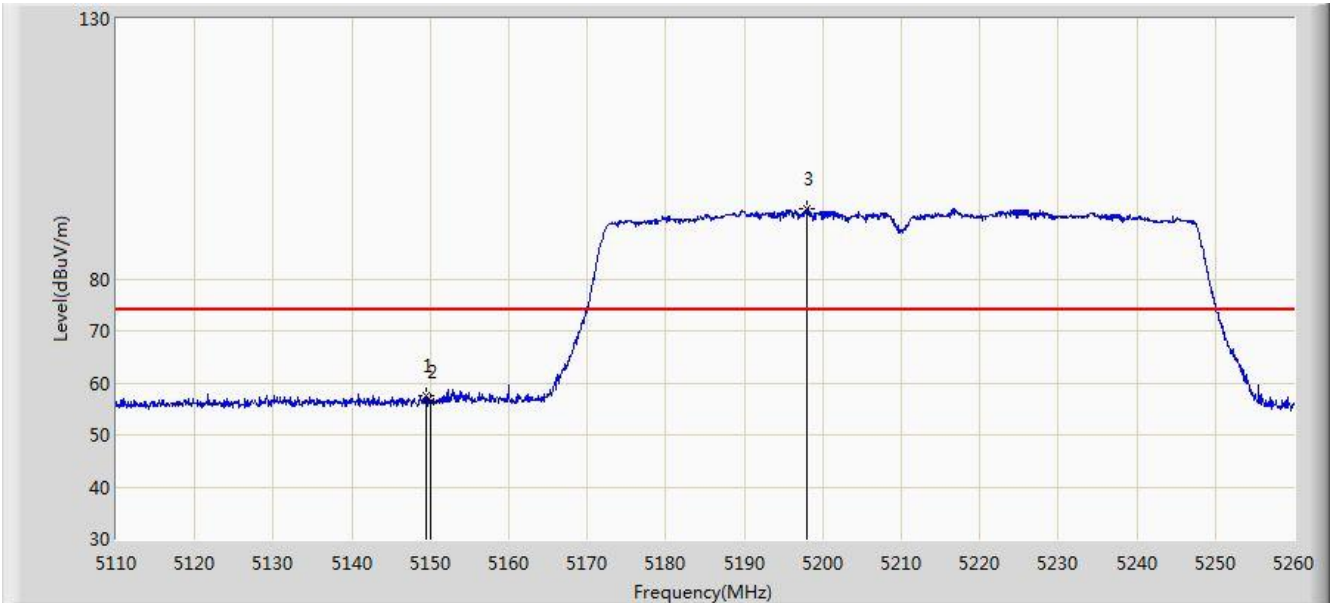


No	Flag	Mark	Frequency (MHz)	Measure Level (dBuV/m)	Reading Level (dBuV)	Margin (dB)	Limit (dBuV/m)	Factor (dB)	Type
1			5150.000	53.270	49.101	-0.730	54.000	4.170	AV
2		*	5227.525	93.358	89.441	N/A	N/A	3.916	AV

Note: Measure Level (dB μ V/m) = Reading Level (dB μ V) + Factor (dB)

Factor (dB) = Cable Loss (dB) + Antenna Factor (dB) (dB/m) - Pre_Amplifier Gain (dB)

Site: AC1	Time: 2017/07/21 - 07:27
Limit: FCC_Part15.209_RE(3m)	Engineer: Kevin Ker
Probe: BBHA9120D_1GHz_18GHz	Polarity: Vertical
EUT: AC220 Wi-Fi AP OD small omni antenna US	Power: DC 54V
Test Mode: Transmit by 802.11ac-VHT80 at Channel 5210MHz Ant 1	

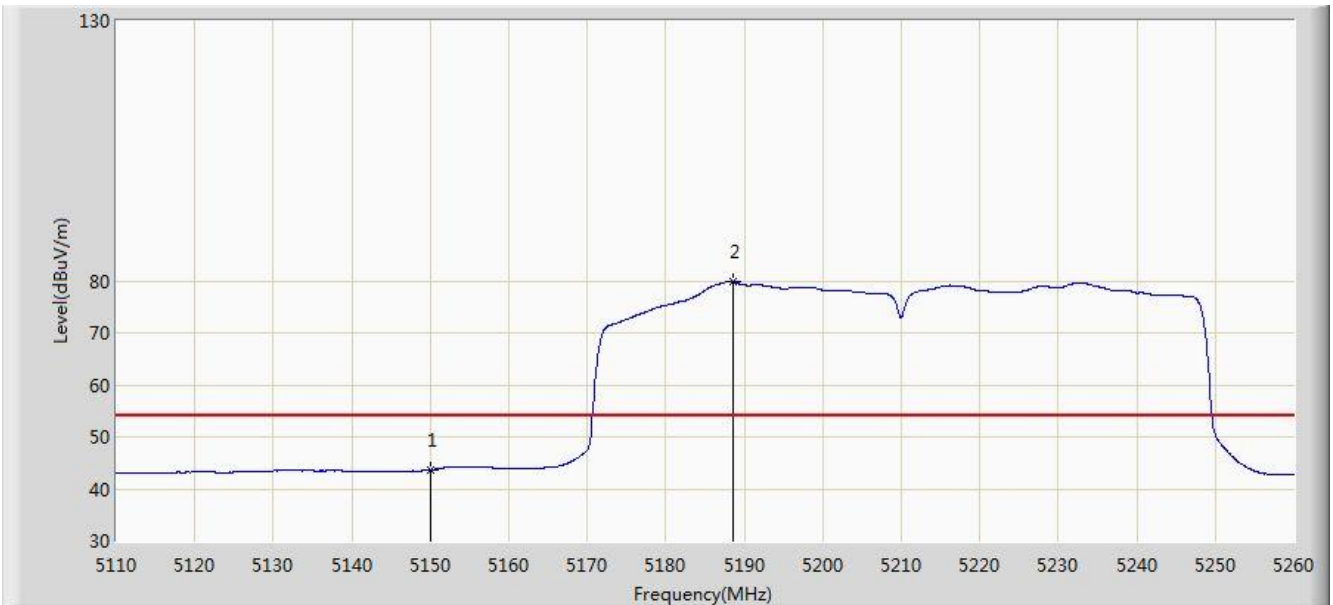


No	Flag	Mark	Frequency (MHz)	Measure Level (dBuV/m)	Reading Level (dBuV)	Margin (dB)	Limit (dBuV/m)	Factor (dB)	Type
1			5149.450	57.526	53.355	-16.474	74.000	4.170	PK
2			5150.000	56.465	52.296	-17.535	74.000	4.170	PK
3		*	5197.900	93.614	89.609	N/A	N/A	4.006	PK

Note: Measure Level (dBμV/m) = Reading Level (dBμV) + Factor (dB)

Factor (dB) = Cable Loss (dB) + Antenna Factor (dB) (dB/m) - Pre_Amplifier Gain (dB)

Site: AC1	Time: 2017/07/21 - 07:28
Limit: FCC_Part15.209_RE(3m)	Engineer: Kevin Ker
Probe: BBHA9120D_1GHz_18GHz	Polarity: Vertical
EUT: AC220 Wi-Fi AP OD small omni antenna US	Power: DC 54V
Test Mode: Transmit by 802.11ac-VHT80 at Channel 5210MHz Ant 1	

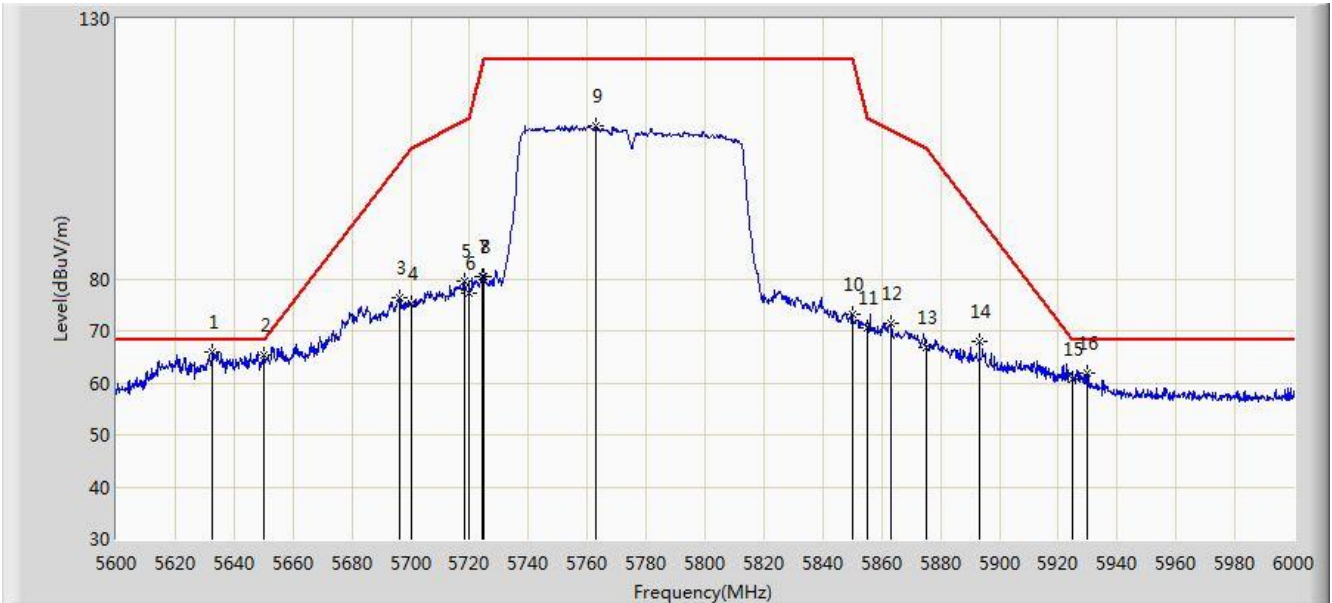


No	Flag	Mark	Frequency (MHz)	Measure Level (dBuV/m)	Reading Level (dBuV)	Margin (dB)	Limit (dBuV/m)	Factor (dB)	Type
1			5150.000	43.614	39.445	-10.386	54.000	4.170	AV
2		*	5188.525	79.938	75.899	N/A	N/A	4.039	AV

Note: Measure Level (dB μ V/m) = Reading Level (dB μ V) + Factor (dB)

Factor (dB) = Cable Loss (dB) + Antenna Factor (dB) (dB/m) - Pre_Amplifier Gain (dB)

Site: AC1	Time: 2017/07/21 - 19:46
Limit: FCC_Part15.407_RE(3m)	Engineer: Kevin Ker
Probe: BBHA9120D_1GHz_18GHz	Polarity: Horizontal
EUT: AC220 Wi-Fi AP OD small omni antenna US	Power: DC 54V
Test Mode: Transmit by 802.11ac-VHT80 at Channel 5775MHz Ant 1	

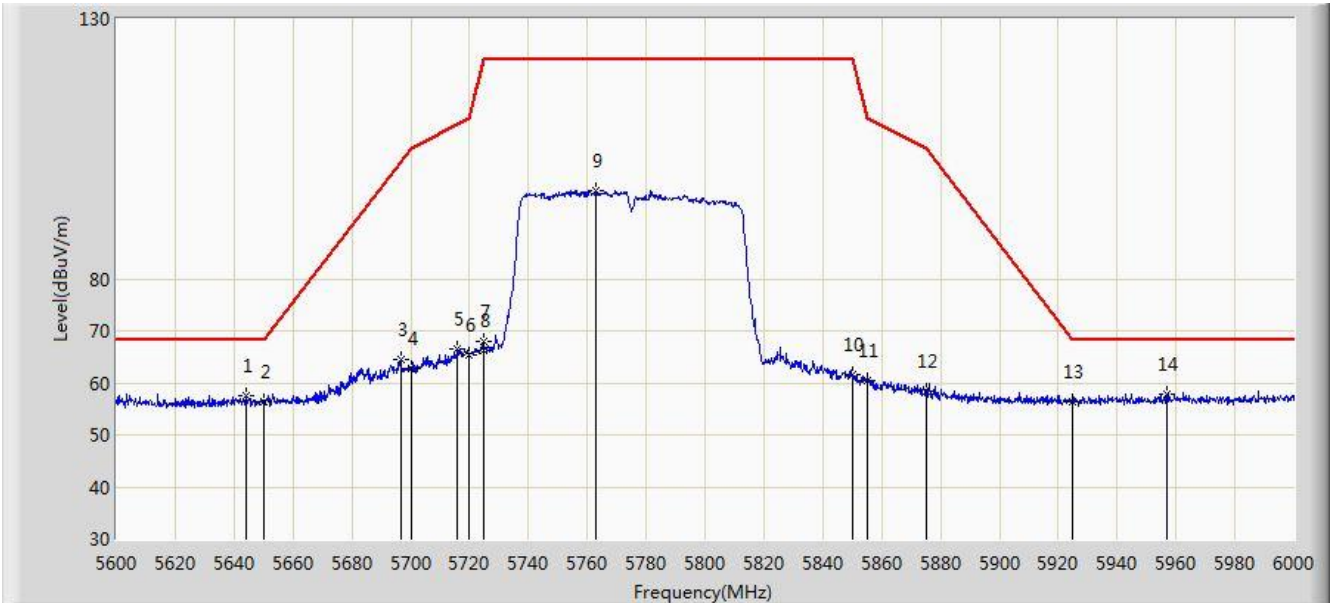


No	Flag	Mark	Frequency (MHz)	Measure Level (dBuV/m)	Reading Level (dBuV)	Margin (dB)	Limit (dBuV/m)	Factor (dB)	Type
1		*	5632.600	65.932	61.315	-2.268	68.200	4.617	PK
2			5650.000	65.240	60.569	-2.960	68.200	4.671	PK
3			5696.400	76.257	71.398	-26.706	102.963	4.859	PK
4			5700.000	75.290	70.412	-29.910	105.200	4.878	PK
5			5718.200	79.501	74.516	-30.796	110.297	4.985	PK
6			5720.000	77.236	72.239	-33.564	110.800	4.997	PK
7			5724.400	80.556	75.531	-40.276	120.833	5.025	PK
8			5725.000	80.299	75.270	-41.901	122.200	5.029	PK
9			5762.800	109.470	104.216	N/A	N/A	5.254	PK
10			5850.000	73.078	67.352	-49.122	122.200	5.726	PK
11			5855.000	70.703	64.957	-40.097	110.800	5.746	PK
12			5863.400	71.491	65.711	-36.955	108.446	5.779	PK
13			5875.000	66.839	61.019	-38.361	105.200	5.820	PK
14			5893.200	67.832	61.950	-25.980	93.813	5.882	PK
15			5925.000	60.823	54.857	-7.377	68.200	5.967	PK
16			5930.000	61.846	55.867	-6.354	68.200	5.979	PK

Note: Measure Level (dBuV/m) = Reading Level (dBuV) + Factor (dB)

Factor (dB) = Cable Loss (dB) + Antenna Factor (dB) (dB/m) - Pre_Amplifier Gain (dB)

Site: AC1	Time: 2017/07/21 - 19:50
Limit: FCC_Part15.407_RE(3m)	Engineer: Kevin Ker
Probe: BBHA9120D_1GHz_18GHz	Polarity: Vertical
EUT: AC220 Wi-Fi AP OD small omni antenna US	Power: DC 54V
Test Mode: Transmit by 802.11ac-VHT80 at Channel 5775MHz Ant 1	

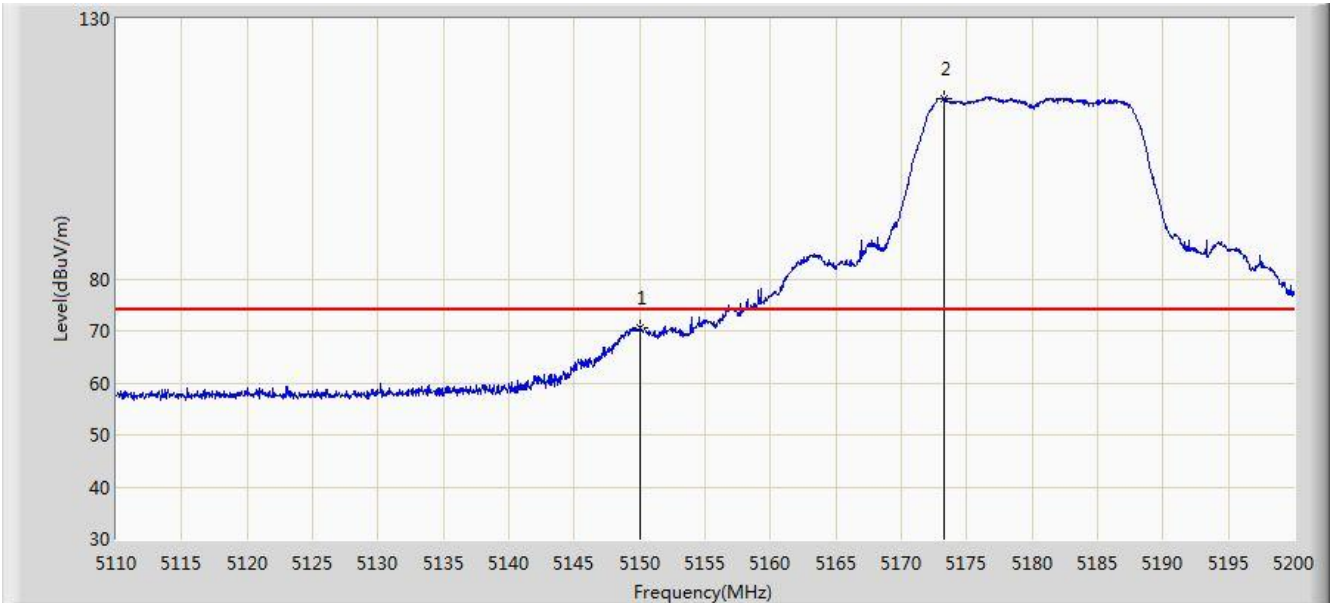


No	Flag	Mark	Frequency (MHz)	Measure Level (dBuV/m)	Reading Level (dBuV)	Margin (dB)	Limit (dBuV/m)	Factor (dB)	Type
1			5644.200	57.531	52.879	-10.669	68.200	4.651	PK
2			5650.000	56.346	51.675	-11.854	68.200	4.671	PK
3			5696.600	64.409	59.549	-38.678	103.087	4.860	PK
4			5700.000	62.858	57.980	-42.342	105.200	4.878	PK
5			5715.800	66.561	61.591	-43.065	109.626	4.970	PK
6			5720.000	65.437	60.440	-45.363	110.800	4.997	PK
7			5724.600	67.910	62.884	-53.378	121.288	5.026	PK
8			5725.000	66.299	61.270	-55.901	122.200	5.029	PK
9			5762.800	96.958	91.704	N/A	N/A	5.254	PK
10			5850.000	61.576	55.850	-60.624	122.200	5.726	PK
11			5855.000	60.442	54.696	-50.358	110.800	5.746	PK
12			5875.000	58.406	52.586	-46.794	105.200	5.820	PK
13			5925.000	56.392	50.426	-11.808	68.200	5.967	PK
14		*	5957.000	57.900	51.861	-10.300	68.200	6.038	PK

Note: Measure Level (dBuV/m) = Reading Level (dBuV) + Factor (dB)

Factor (dB) = Cable Loss (dB) + Antenna Factor (dB) (dB/m) - Pre_Amplifier Gain (dB)

Site: AC1	Time: 2017/07/21 - 08:27
Limit: FCC_Part15.209_RE(3m)	Engineer: Kevin Ker
Probe: BBHA9120D_1GHz_18GHz	Polarity: Horizontal
EUT: AC220 Wi-Fi AP OD small omni antenna US	Power: DC 54V
Test Mode: Transmit by 802.11a at Channel 5180MHz Ant 2	

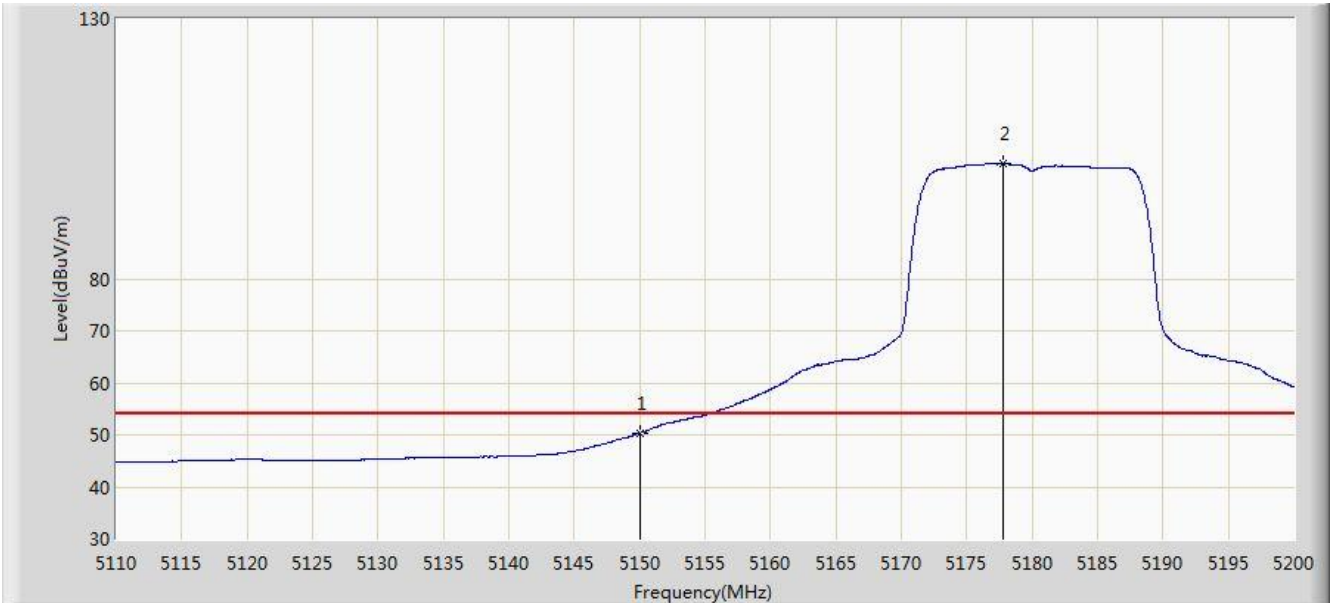


No	Flag	Mark	Frequency (MHz)	Measure Level (dBuV/m)	Reading Level (dBuV)	Margin (dB)	Limit (dBuV/m)	Factor (dB)	Type
1			5150.000	70.708	66.539	-3.292	74.000	4.170	PK
2		*	5173.270	114.685	110.592	N/A	N/A	4.092	PK

Note: Measure Level (dBμV/m) = Reading Level (dBμV) + Factor (dB)

Factor (dB) = Cable Loss (dB) + Antenna Factor (dB) (dB/m) - Pre_Amplifier Gain (dB)

Site: AC1	Time: 2017/07/21 - 08:30
Limit: FCC_Part15.209_RE(3m)	Engineer: Kevin Ker
Probe: BBHA9120D_1GHz_18GHz	Polarity: Horizontal
EUT: AC220 Wi-Fi AP OD small omni antenna US	Power: DC 54V
Test Mode: Transmit by 802.11a at Channel 5180MHz Ant 2	

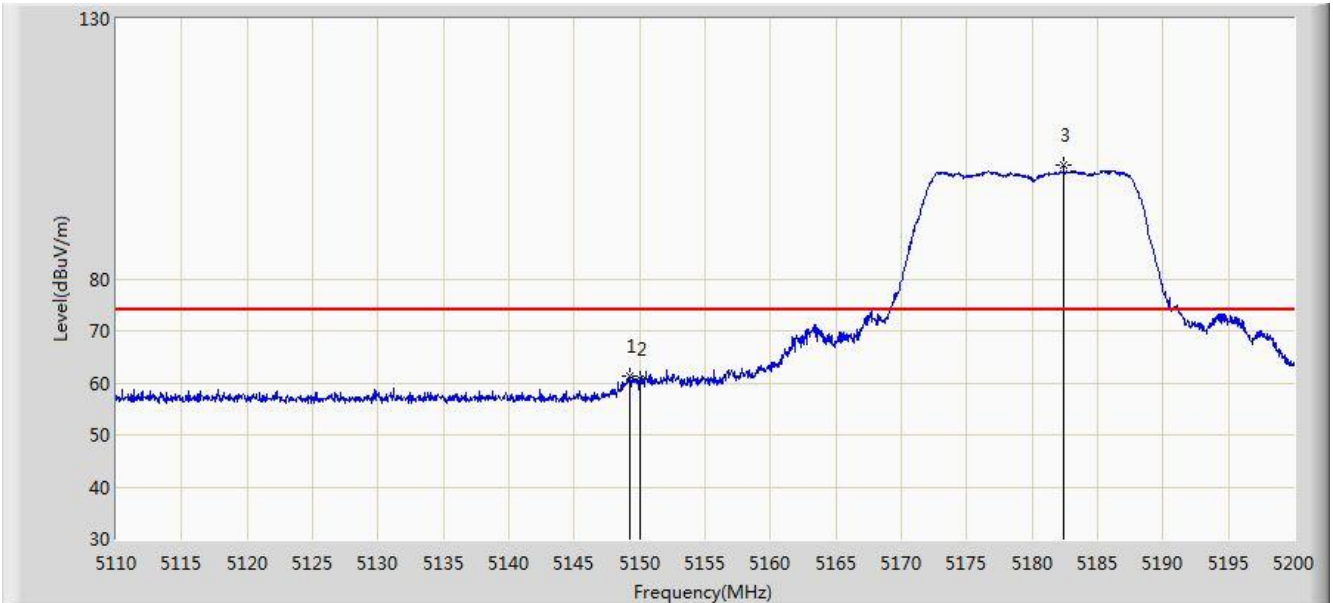


No	Flag	Mark	Frequency (MHz)	Measure Level (dBuV/m)	Reading Level (dBuV)	Margin (dB)	Limit (dBuV/m)	Factor (dB)	Type
1			5150.000	50.319	46.150	-3.681	54.000	4.170	AV
2		*	5177.815	102.066	97.989	N/A	N/A	4.076	AV

Note: Measure Level (dB μ V/m) = Reading Level (dB μ V) + Factor (dB)

Factor (dB) = Cable Loss (dB) + Antenna Factor (dB) (dB/m) - Pre_Amplifier Gain (dB)

Site: AC1	Time: 2017/07/21 - 08:30
Limit: FCC_Part15.209_RE(3m)	Engineer: Kevin Ker
Probe: BBHA9120D_1GHz_18GHz	Polarity: Vertical
EUT: AC220 Wi-Fi AP OD small omni antenna US	Power: DC 54V
Test Mode: Transmit by 802.11a at Channel 5180MHz Ant 2	

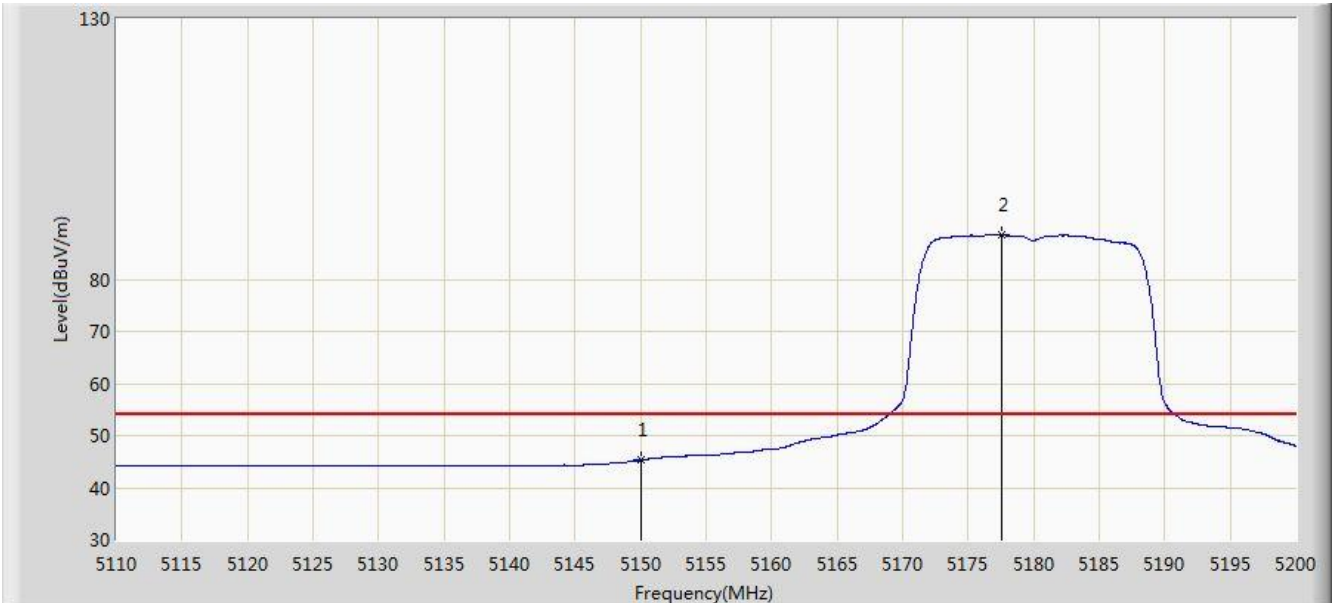


No	Flag	Mark	Frequency (MHz)	Measure Level (dBuV/m)	Reading Level (dBuV)	Margin (dB)	Limit (dBuV/m)	Factor (dB)	Type
1			5149.195	61.228	57.056	-12.772	74.000	4.172	PK
2			5150.000	60.584	56.415	-13.416	74.000	4.170	PK
3		*	5182.405	101.779	97.719	N/A	N/A	4.061	PK

Note: Measure Level (dBμV/m) = Reading Level (dBμV) + Factor (dB)

Factor (dB) = Cable Loss (dB) + Antenna Factor (dB) (dB/m) - Pre_Amplifier Gain (dB)

Site: AC1	Time: 2017/07/21 - 08:32
Limit: FCC_Part15.209_RE(3m)	Engineer: Kevin Ker
Probe: BBHA9120D_1GHz_18GHz	Polarity: Vertical
EUT: AC220 Wi-Fi AP OD small omni antenna US	Power: DC 54V
Test Mode: Transmit by 802.11a at Channel 5180MHz Ant 2	

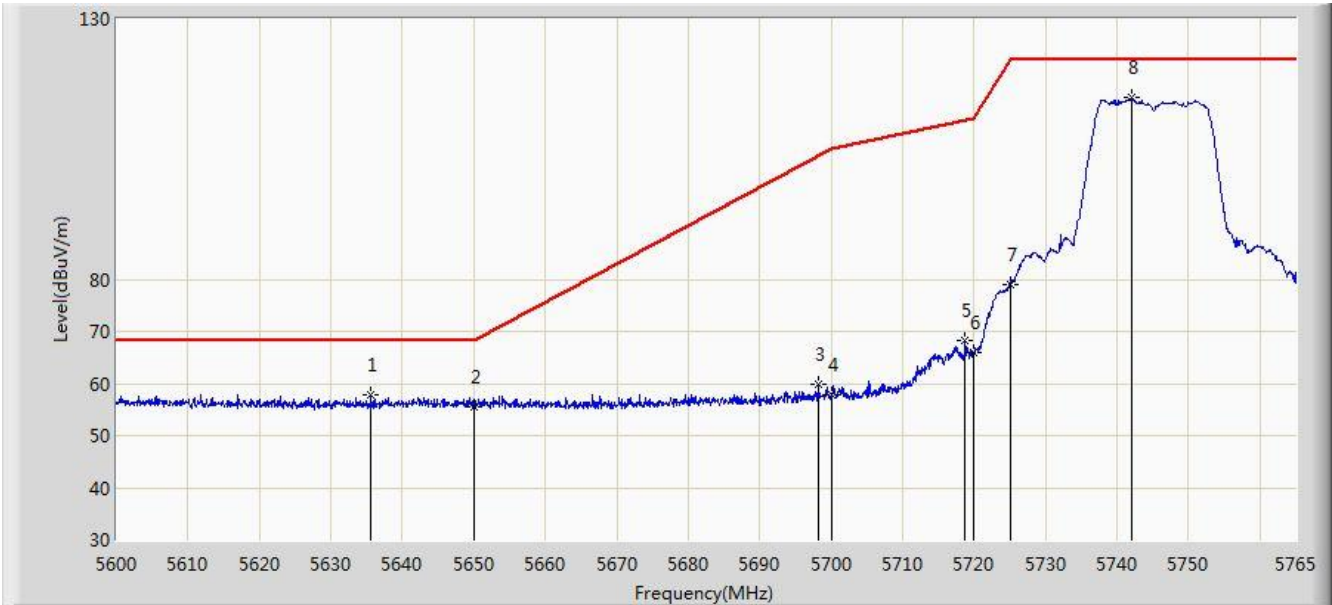


No	Flag	Mark	Frequency (MHz)	Measure Level (dBuV/m)	Reading Level (dBuV)	Margin (dB)	Limit (dBuV/m)	Factor (dB)	Type
1			5150.000	45.296	41.127	-8.704	54.000	4.170	AV
2		*	5177.545	88.450	84.372	N/A	N/A	4.077	AV

Note: Measure Level (dB μ V/m) = Reading Level (dB μ V) + Factor (dB)

Factor (dB) = Cable Loss (dB) + Antenna Factor (dB) (dB/m) - Pre_Amplifier Gain (dB)

Site: AC1	Time: 2017/07/21 - 19:56
Limit: FCC_Part15.407_RE(3m)	Engineer: Kevin Ker
Probe: BBHA9120D_1GHz_18GHz	Polarity: Horizontal
EUT: AC220 Wi-Fi AP OD small omni antenna US	Power: DC 54V
Test Mode: Transmit by 802.11a at Channel 5745MHz Ant 2	

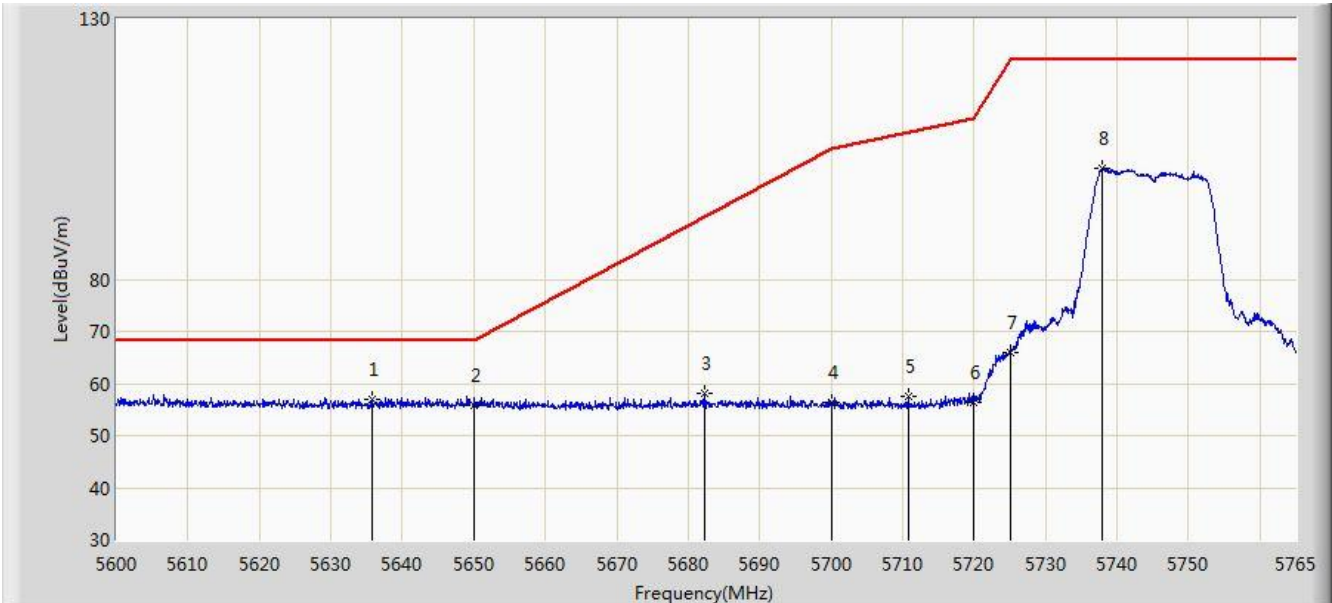


No	Flag	Mark	Frequency (MHz)	Measure Level (dBuV/m)	Reading Level (dBuV)	Margin (dB)	Limit (dBuV/m)	Factor (dB)	Type
1			5635.640	57.852	53.227	-10.348	68.200	4.625	PK
2			5650.000	55.484	50.813	-12.716	68.200	4.671	PK
3			5698.175	59.826	54.957	-44.240	104.066	4.868	PK
4			5700.000	57.696	52.818	-47.504	105.200	4.878	PK
5			5718.717	68.288	63.299	-42.154	110.441	4.989	PK
6			5720.000	65.947	60.950	-44.853	110.800	4.997	PK
7			5725.000	79.021	73.992	-43.179	122.200	5.029	PK
8		*	5741.982	114.793	109.656	N/A	N/A	5.137	PK

Note: Measure Level (dBμV/m) = Reading Level (dBμV) + Factor (dB)

Factor (dB) = Cable Loss (dB) + Antenna Factor (dB) (dB/m) - Pre_Amplifier Gain (dB)

Site: AC1	Time: 2017/07/21 - 20:01
Limit: FCC_Part15.407_RE(3m)	Engineer: Kevin Ker
Probe: BBHA9120D_1GHz_18GHz	Polarity: Vertical
EUT: AC220 Wi-Fi AP OD small omni antenna US	Power: DC 54V
Test Mode: Transmit by 802.11a at Channel 5745MHz Ant 2	

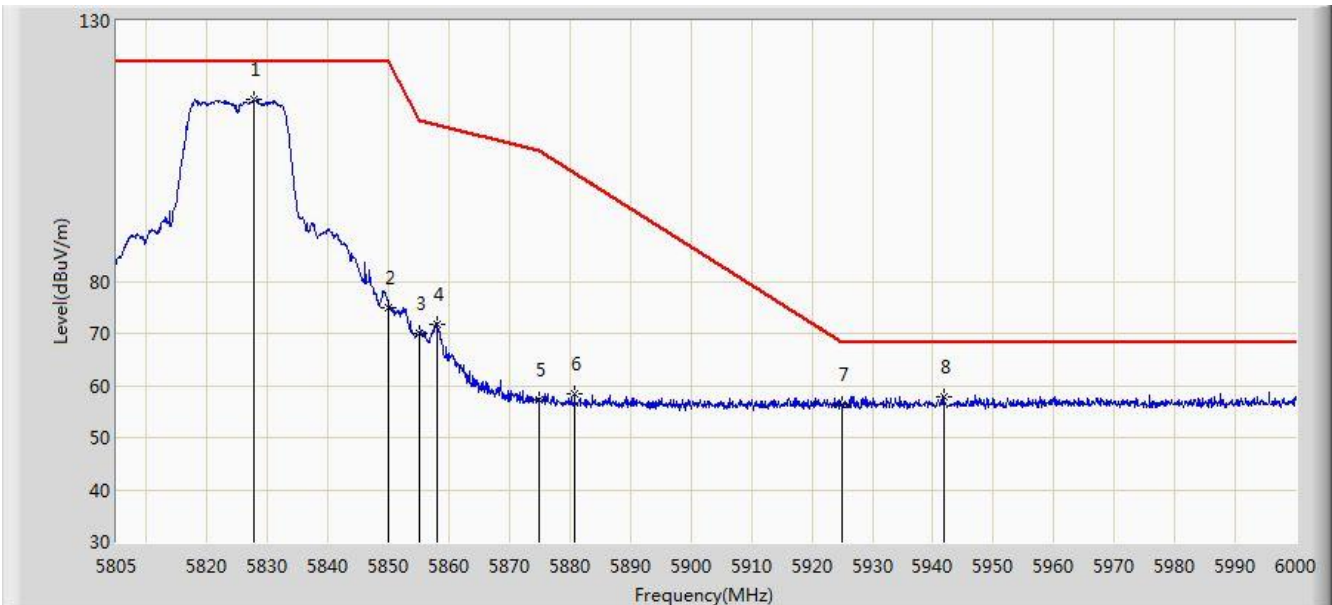


No	Flag	Mark	Frequency (MHz)	Measure Level (dBuV/m)	Reading Level (dBuV)	Margin (dB)	Limit (dBuV/m)	Factor (dB)	Type
1		*	5635.805	56.959	52.333	-11.241	68.200	4.625	PK
2			5650.000	55.653	50.982	-12.547	68.200	4.671	PK
3			5682.252	58.036	53.240	-36.120	94.157	4.797	PK
4			5700.000	56.333	51.455	-48.867	105.200	4.878	PK
5			5710.797	57.513	52.575	-50.713	108.226	4.938	PK
6			5720.000	56.451	51.454	-54.349	110.800	4.997	PK
7			5725.000	66.061	61.032	-56.139	122.200	5.029	PK
8			5737.940	101.365	96.254	N/A	N/A	5.112	PK

Note: Measure Level (dB μ V/m) = Reading Level (dB μ V) + Factor (dB)

Factor (dB) = Cable Loss (dB) + Antenna Factor (dB) (dB/m) - Pre_Amplifier Gain (dB)

Site: AC1	Time: 2017/07/21 - 20:05
Limit: FCC_Part15.407_RE(3m)	Engineer: Kevin Ker
Probe: BBHA9120D_1GHz_18GHz	Polarity: Horizontal
EUT: AC220 Wi-Fi AP OD small omni antenna US	Power: DC 54V
Test Mode: Transmit by 802.11a at Channel 5825MHz Ant 2	



No	Flag	Mark	Frequency (MHz)	Measure Level (dBuV/m)	Reading Level (dBuV)	Margin (dB)	Limit (dBuV/m)	Factor (dB)	Type
1		*	5827.815	114.919	109.315	N/A	N/A	5.605	PK
2			5850.000	75.006	69.280	-47.194	122.200	5.726	PK
3			5855.000	70.107	64.361	-40.693	110.800	5.746	PK
4			5857.942	71.808	66.050	-38.167	109.975	5.759	PK
5			5875.000	57.223	51.403	-47.977	105.200	5.820	PK
6			5880.757	58.342	52.502	-43.253	101.594	5.840	PK
7			5925.000	56.358	50.392	-11.842	68.200	5.967	PK
8			5941.792	57.841	51.833	-10.359	68.200	6.007	PK

Note: Measure Level (dB μ V/m) = Reading Level (dB μ V) + Factor (dB)

Factor (dB) = Cable Loss (dB) + Antenna Factor (dB) (dB/m) - Pre_Amplifier Gain (dB)