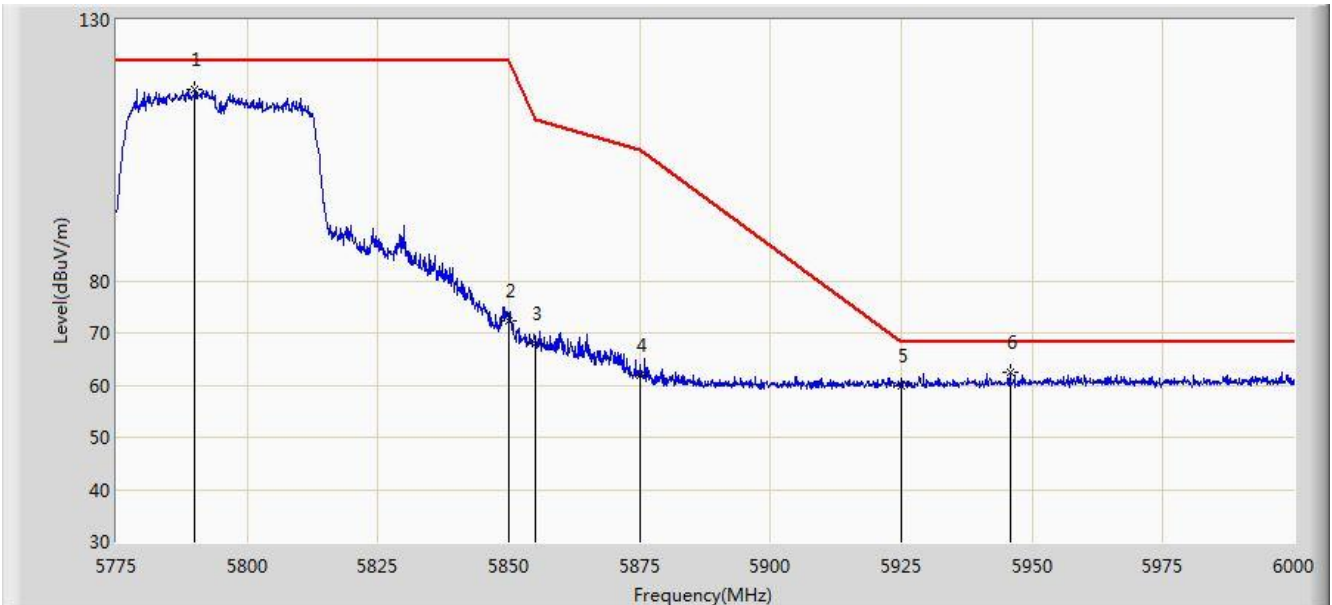


Site: AC1	Time: 2017/08/30 - 01:20
Limit: FCC_Part15.407_RE(3m)	Engineer: Kevin Ker
Probe: BBHA9120D_1GHz_18GHz	Polarity: Horizontal
EUT: AC220 Wi-Fi AP OD directional antenna US	Power: DC 54V
Test Mode: Transmit by 802.11ac-VHT40 at channel 5795MHz Ant 1 + 2 (Beam-Forming Mode)	

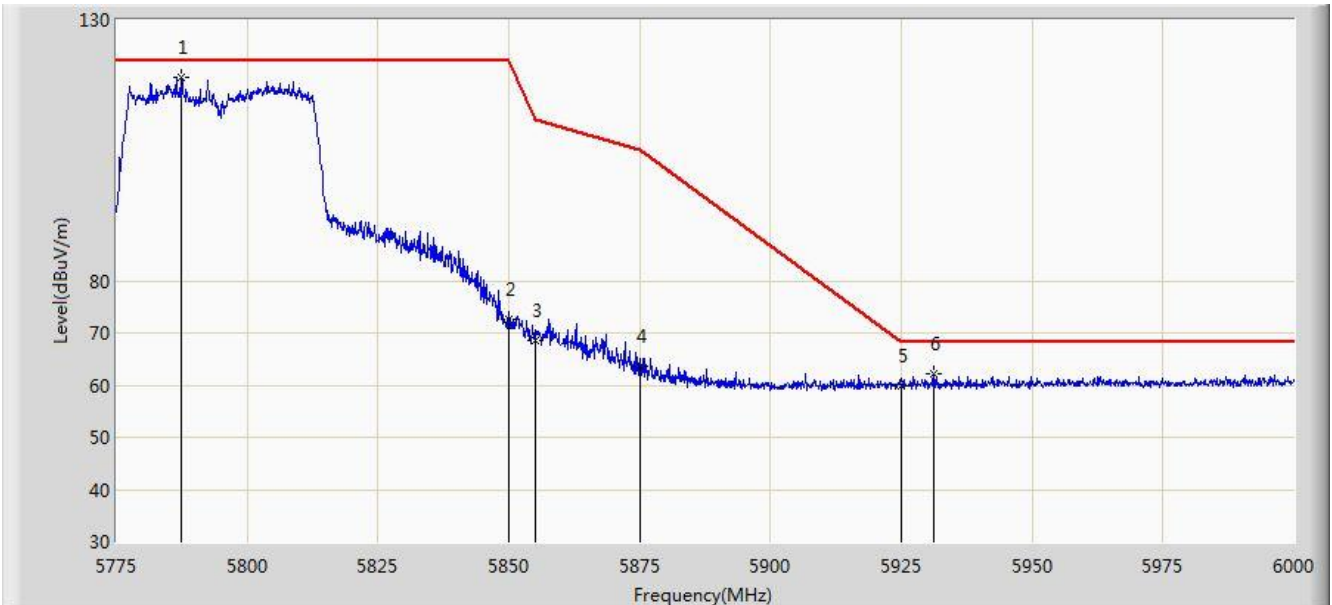


No	Flag	Mark	Frequency (MHz)	Measure Level (dBuV/m)	Reading Level (dBuV)	Margin (dB)	Limit (dBuV/m)	Factor (dB)	Type
1		*	5790.075	116.785	111.393	N/A	N/A	5.392	PK
2			5850.000	72.245	66.519	-49.955	122.200	5.726	PK
3			5855.000	67.987	62.241	-42.813	110.800	5.746	PK
4			5875.000	61.899	56.079	-43.301	105.200	5.820	PK
5			5925.000	59.939	53.973	-8.261	68.200	5.967	PK
6			5945.775	62.402	56.385	-5.798	68.200	6.018	PK

Note: Measure Level (dB $\mu$ V/m) = Reading Level (dB $\mu$ V) + Factor (dB)

Factor (dB) = Cable Loss (dB) + Antenna Factor (dB) (dB/m) - Pre\_Amplifier Gain (dB)

Site: AC1	Time: 2017/08/30 - 01:25
Limit: FCC_Part15.407_RE(3m)	Engineer: Kevin Ker
Probe: BBHA9120D_1GHz_18GHz	Polarity: Vertical
EUT: AC220 Wi-Fi AP OD directional antenna US	Power: DC 54V
Test Mode: Transmit by 802.11ac-VHT40 at channel 5795MHz Ant 1 + 2 (Beam-Forming Mode)	

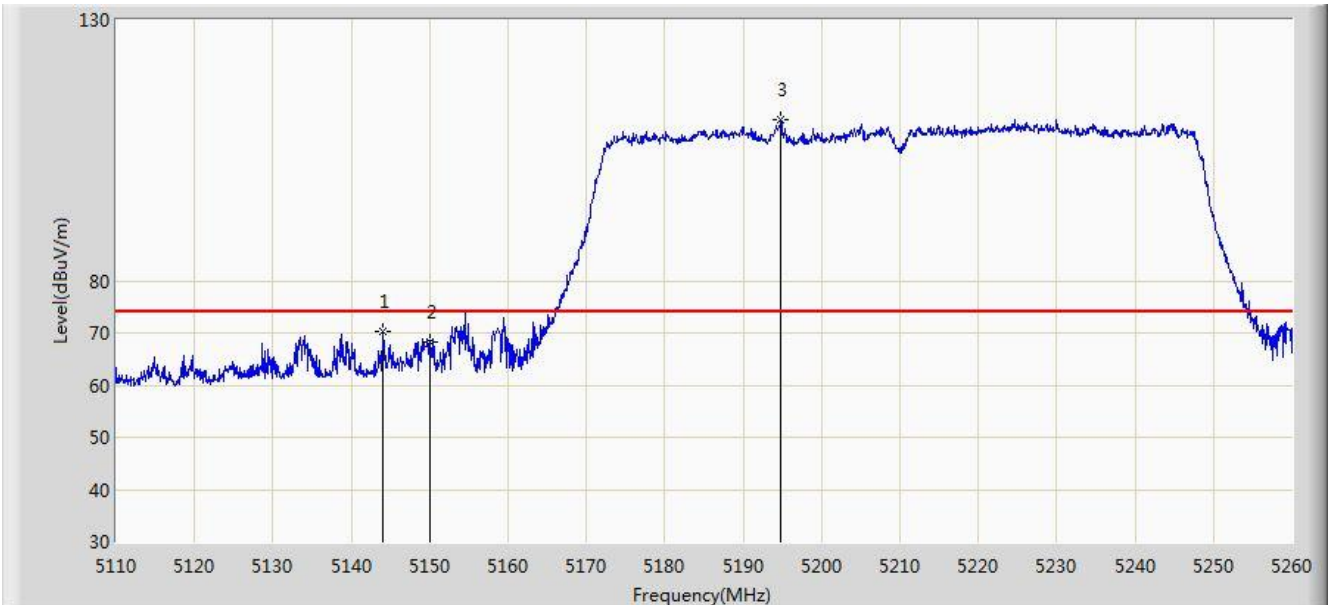


No	Flag	Mark	Frequency (MHz)	Measure Level (dBuV/m)	Reading Level (dBuV)	Margin (dB)	Limit (dBuV/m)	Factor (dB)	Type
1		*	5787.487	119.107	113.728	N/A	N/A	5.379	PK
2			5850.000	72.557	66.831	-49.643	122.200	5.726	PK
3			5855.000	68.497	62.751	-42.303	110.800	5.746	PK
4			5875.000	63.708	57.888	-41.492	105.200	5.820	PK
5			5925.000	59.737	53.771	-8.463	68.200	5.967	PK
6			5931.150	62.220	56.238	-5.980	68.200	5.982	PK

Note: Measure Level (dBμV/m) = Reading Level (dBμV) + Factor (dB)

Factor (dB) = Cable Loss (dB) + Antenna Factor (dB) (dB/m) - Pre\_Amplifier Gain (dB)

Site: AC1	Time: 2017/08/30 - 01:32
Limit: FCC_Part15.209_RE(3m)	Engineer: Kevin Ker
Probe: BBHA9120D_1GHz_18GHz	Polarity: Horizontal
EUT: AC220 Wi-Fi AP OD directional antenna US	Power: DC 54V
Test Mode: Transmit by 802.11ac-VHT80 at channel 5210MHz Ant 1 + 2 (Beam-Forming Mode)	

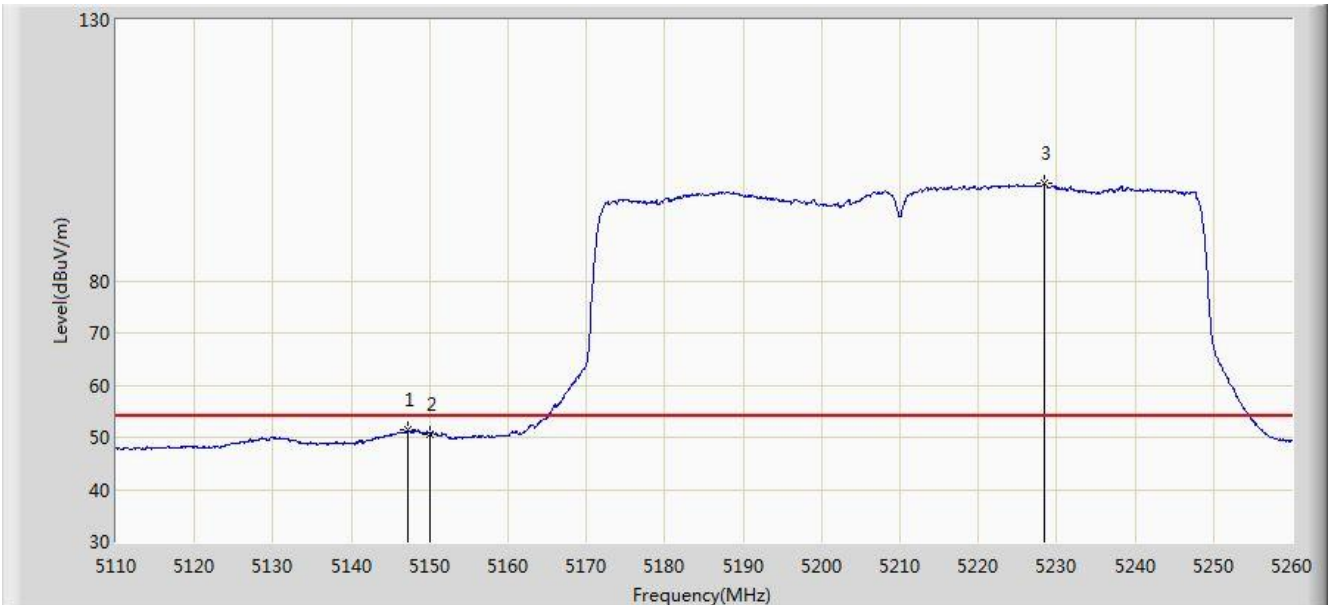


No	Flag	Mark	Frequency (MHz)	Measure Level (dBuV/m)	Reading Level (dBuV)	Margin (dB)	Limit (dBuV/m)	Factor (dB)	Type
1			5143.975	70.298	66.122	-3.702	74.000	4.176	PK
2			5150.000	68.193	64.024	-5.807	74.000	4.170	PK
3		*	5194.825	110.877	106.861	N/A	N/A	4.016	PK

Note: Measure Level (dB $\mu$ V/m) = Reading Level (dB $\mu$ V) + Factor (dB)

Factor (dB) = Cable Loss (dB) + Antenna Factor (dB) (dB/m) - Pre\_Amplifier Gain (dB)

Site: AC1	Time: 2017/08/30 - 01:34
Limit: FCC_Part15.209_RE(3m)	Engineer: Kevin Ker
Probe: BBHA9120D_1GHz_18GHz	Polarity: Horizontal
EUT: AC220 Wi-Fi AP OD directional antenna US	Power: DC 54V
Test Mode: Transmit by 802.11ac-VHT80 at channel 5210MHz Ant 1 + 2 (Beam-Forming Mode)	

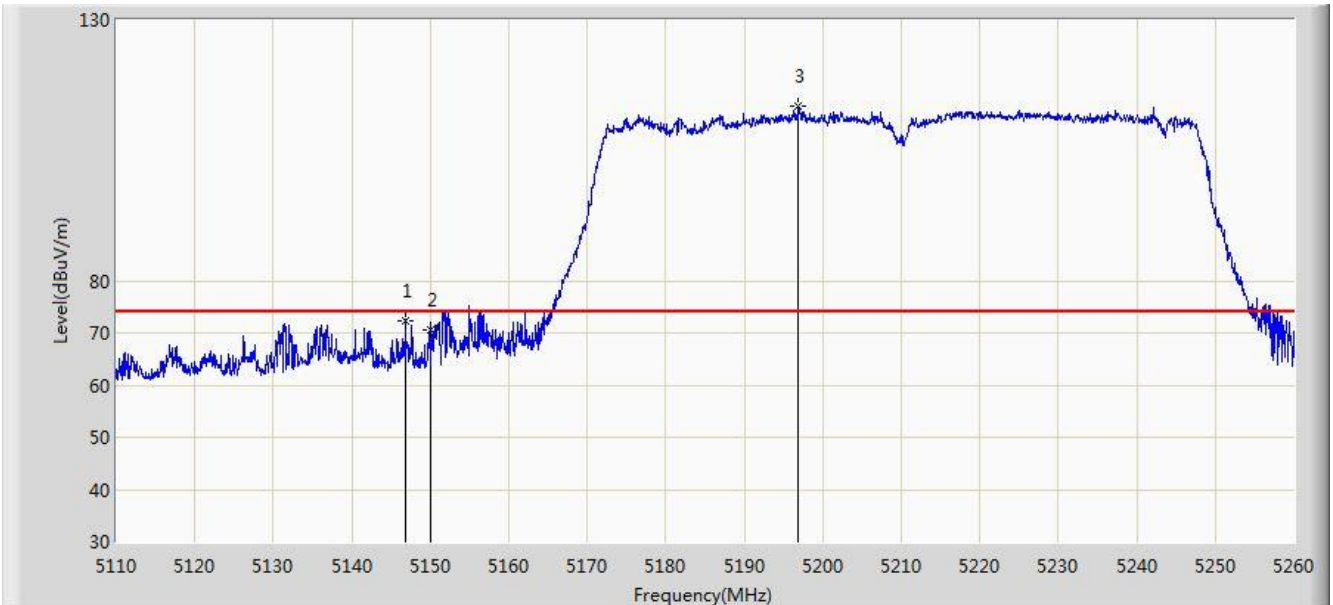


No	Flag	Mark	Frequency (MHz)	Measure Level (dBuV/m)	Reading Level (dBuV)	Margin (dB)	Limit (dBuV/m)	Factor (dB)	Type
1			5147.275	51.362	47.186	-2.638	54.000	4.176	AV
2			5150.000	50.700	46.531	-3.300	54.000	4.170	AV
3		*	5228.425	98.571	94.657	N/A	N/A	3.914	AV

Note: Measure Level (dB $\mu$ V/m) = Reading Level (dB $\mu$ V) + Factor (dB)

Factor (dB) = Cable Loss (dB) + Antenna Factor (dB) (dB/m) - Pre\_Amplifier Gain (dB)

Site: AC1	Time: 2017/08/30 - 01:36
Limit: FCC_Part15.209_RE(3m)	Engineer: Kevin Ker
Probe: BBHA9120D_1GHz_18GHz	Polarity: Vertical
EUT: AC220 Wi-Fi AP OD directional antenna US	Power: DC 54V
Test Mode: Transmit by 802.11ac-VHT80 at channel 5210MHz Ant 1 + 2 (Beam-Forming Mode)	

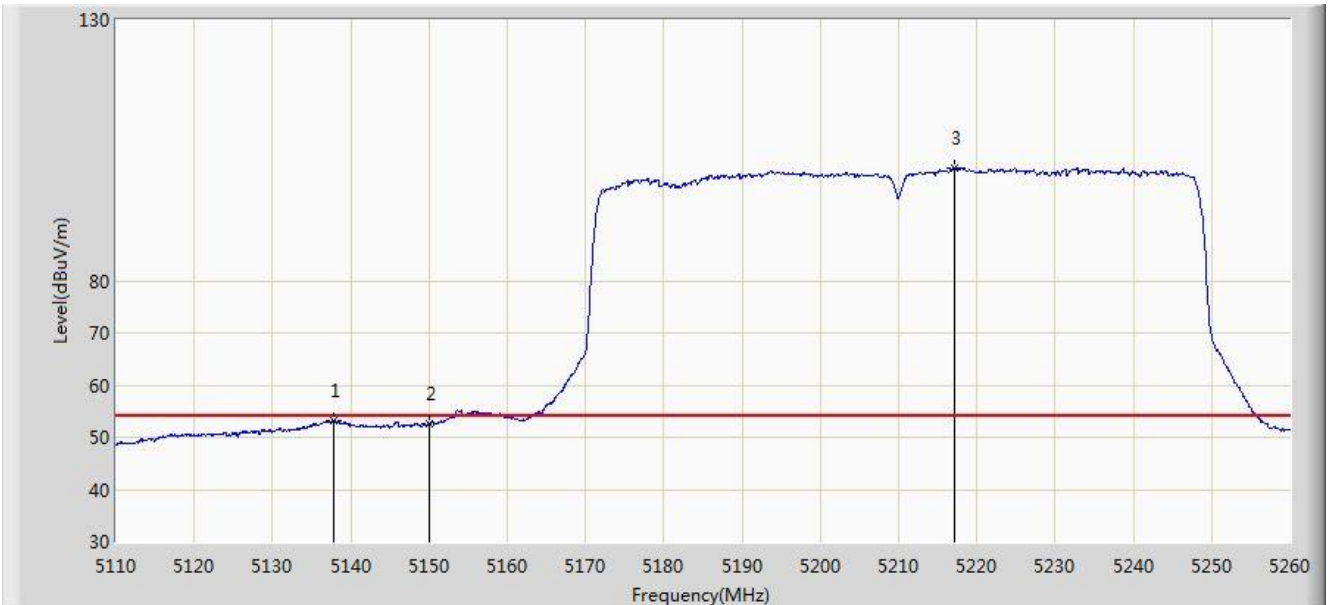


No	Flag	Mark	Frequency (MHz)	Measure Level (dBuV/m)	Reading Level (dBuV)	Margin (dB)	Limit (dBuV/m)	Factor (dB)	Type
1			5146.825	72.451	68.275	-1.549	74.000	4.176	PK
2			5150.000	70.576	66.407	-3.424	74.000	4.170	PK
3		*	5196.925	113.486	109.477	N/A	N/A	4.009	PK

Note: Measure Level (dB $\mu$ V/m) = Reading Level (dB $\mu$ V) + Factor (dB)

Factor (dB) = Cable Loss (dB) + Antenna Factor (dB) (dB/m) - Pre\_Amplifier Gain (dB)

Site: AC1	Time: 2017/08/30 - 01:37
Limit: FCC_Part15.209_RE(3m)	Engineer: Kevin Ker
Probe: BBHA9120D_1GHz_18GHz	Polarity: Vertical
EUT: AC220 Wi-Fi AP OD directional antenna US	Power: DC 54V
Test Mode: Transmit by 802.11ac-VHT80 at channel 5210MHz Ant 1 + 2 (Beam-Forming Mode)	

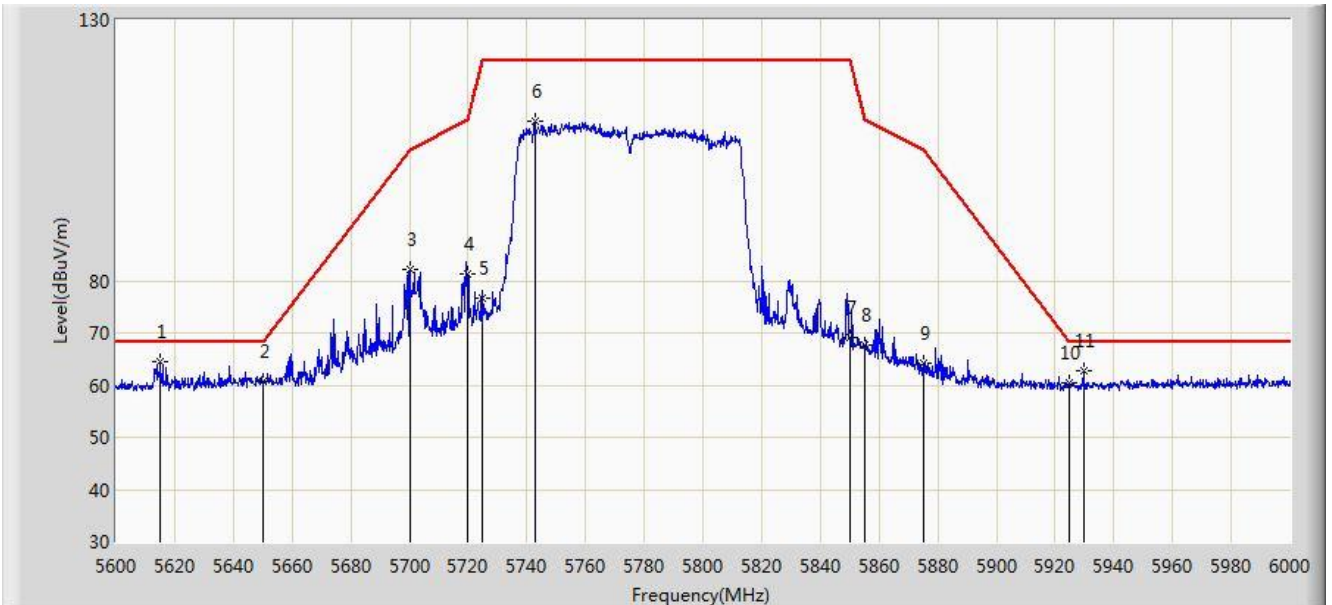


No	Flag	Mark	Frequency (MHz)	Measure Level (dBuV/m)	Reading Level (dBuV)	Margin (dB)	Limit (dBuV/m)	Factor (dB)	Type
1			5137.900	53.205	49.030	-0.795	54.000	4.176	AV
2			5150.000	52.493	48.324	-1.507	54.000	4.170	AV
3		*	5217.175	101.637	97.690	N/A	N/A	3.947	AV

Note: Measure Level (dBμV/m) = Reading Level (dBμV) + Factor (dB)

Factor (dB) = Cable Loss (dB) + Antenna Factor (dB) (dB/m) - Pre\_Amplifier Gain (dB)

Site: AC1	Time: 2017/08/30 - 02:48
Limit: FCC_Part15.407_RE(3m)	Engineer: Kevin Ker
Probe: BBHA9120D_1GHz_18GHz	Polarity: Horizontal
EUT: AC220 Wi-Fi AP OD directional antenna US	Power: DC 54V
Test Mode: Transmit by 802.11ac-VHT80 at channel 5775MHz Ant 1 + 2 (Beam-Forming Mode)	

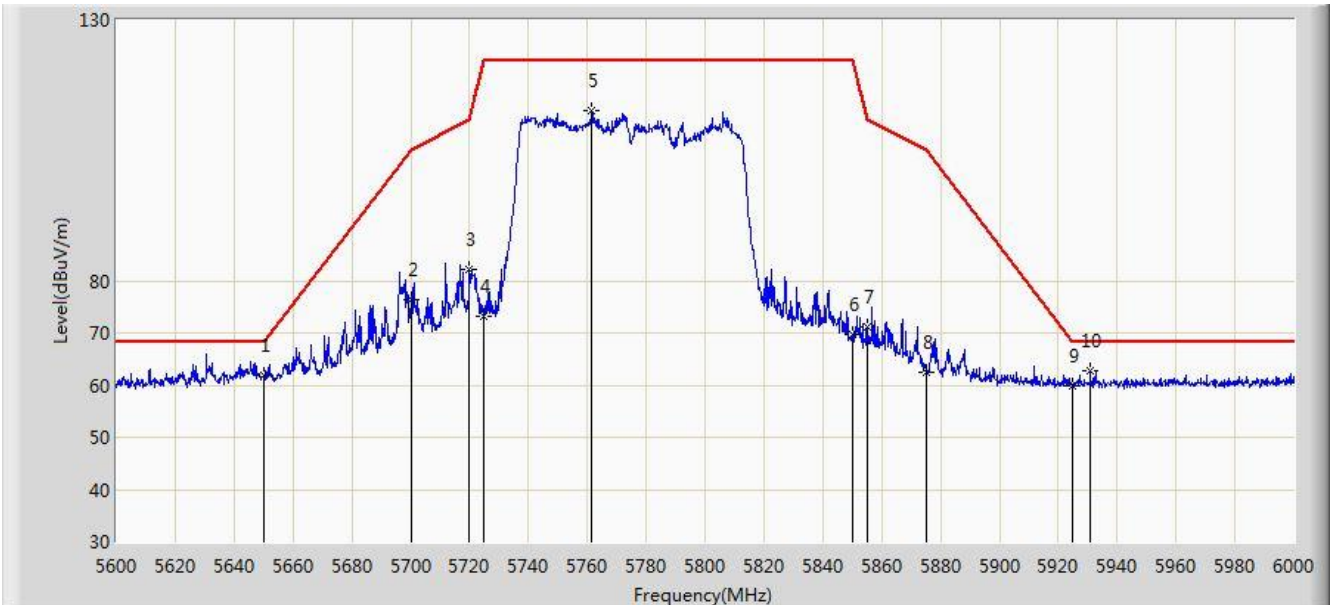


No	Flag	Mark	Frequency (MHz)	Measure Level (dBuV/m)	Reading Level (dBuV)	Margin (dB)	Limit (dBuV/m)	Factor (dB)	Type
1		*	5615.000	64.382	59.816	-3.818	68.200	4.566	PK
2			5650.000	60.806	56.135	-7.394	68.200	4.671	PK
3			5700.000	82.104	77.226	-23.096	105.200	4.878	PK
4			5720.000	81.231	76.234	-29.569	110.800	4.997	PK
5			5725.000	76.723	71.694	-45.477	122.200	5.029	PK
6			5742.800	110.447	105.305	N/A	N/A	5.142	PK
7			5850.000	69.228	63.502	-52.972	122.200	5.726	PK
8			5855.000	67.808	62.062	-42.992	110.800	5.746	PK
9			5875.000	64.267	58.447	-40.933	105.200	5.820	PK
10			5925.000	60.402	54.436	-7.798	68.200	5.967	PK
11			5929.600	62.834	56.856	-5.366	68.200	5.978	PK

Note: Measure Level (dBμV/m) = Reading Level (dBμV) + Factor (dB)

Factor (dB) = Cable Loss (dB) + Antenna Factor (dB) (dB/m) - Pre\_Amplifier Gain (dB)

Site: AC1	Time: 2017/08/30 - 02:46
Limit: FCC_Part15.407_RE(3m)	Engineer: Kevin Ker
Probe: BBHA9120D_1GHz_18GHz	Polarity: Vertical
EUT: AC220 Wi-Fi AP OD directional antenna US	Power: DC 54V
Test Mode: Transmit by 802.11ac-VHT80 at channel 5775MHz Ant 1 + 2 (Beam-Forming Mode)	



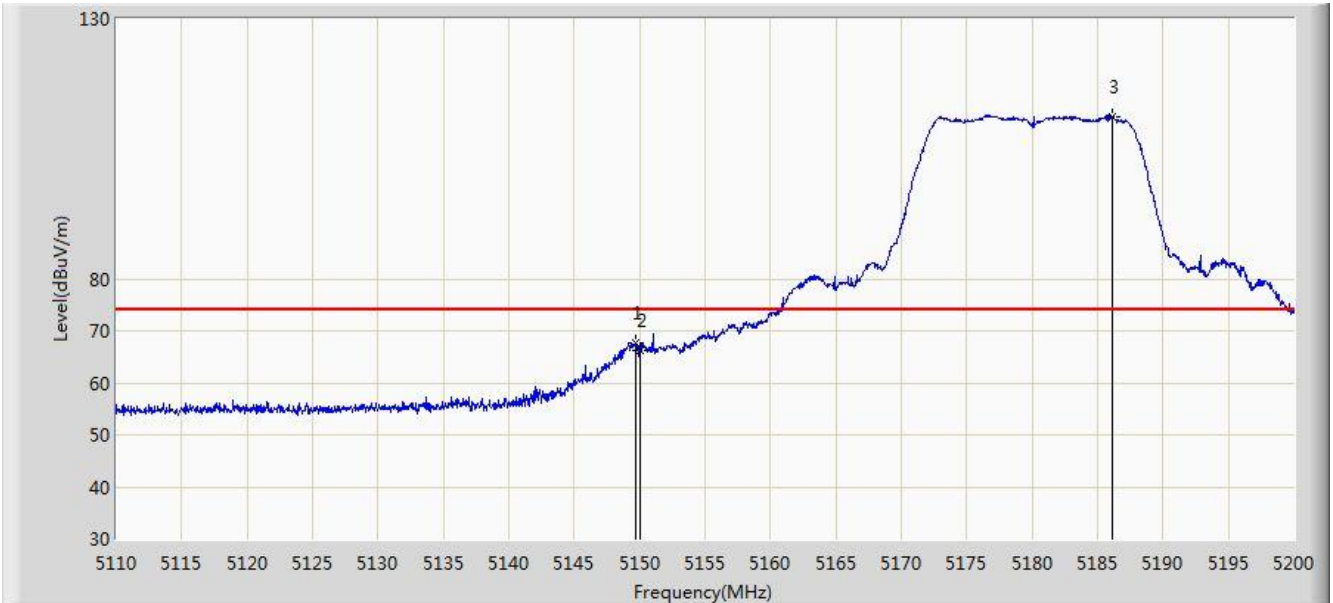
No	Flag	Mark	Frequency (MHz)	Measure Level (dBuV/m)	Reading Level (dBuV)	Margin (dB)	Limit (dBuV/m)	Factor (dB)	Type
1			5650.000	61.857	57.186	-6.343	68.200	4.671	PK
2			5700.000	76.357	71.479	-28.843	105.200	4.878	PK
3			5720.000	82.091	77.094	-28.709	110.800	4.997	PK
4			5725.000	73.065	68.036	-49.135	122.200	5.029	PK
5			5761.600	112.497	107.249	N/A	N/A	5.248	PK
6			5850.000	69.778	64.052	-52.422	122.200	5.726	PK
7			5855.000	71.137	65.391	-39.663	110.800	5.746	PK
8			5875.000	62.426	56.606	-42.774	105.200	5.820	PK
9			5925.000	59.716	53.750	-8.484	68.200	5.967	PK
10		*	5930.800	62.827	56.846	-5.373	68.200	5.981	PK

Note: Measure Level (dB $\mu$ V/m) = Reading Level (dB $\mu$ V) + Factor (dB)

Factor (dB) = Cable Loss (dB) + Antenna Factor (dB) (dB/m) - Pre\_Amplifier Gain (dB)



Site: AC1	Time: 2017/07/29 - 05:10
Limit: FCC_Part15.209_RE(3m)	Engineer: Kevin Ker
Probe: BBHA9120D_1GHz_18GHz	Polarity: Horizontal
EUT: AC220 Wi-Fi AP OD external antenna US	Power: DC 54V
Test Mode: Transmit by 802.11a at channel 5180MHz Ant 1	

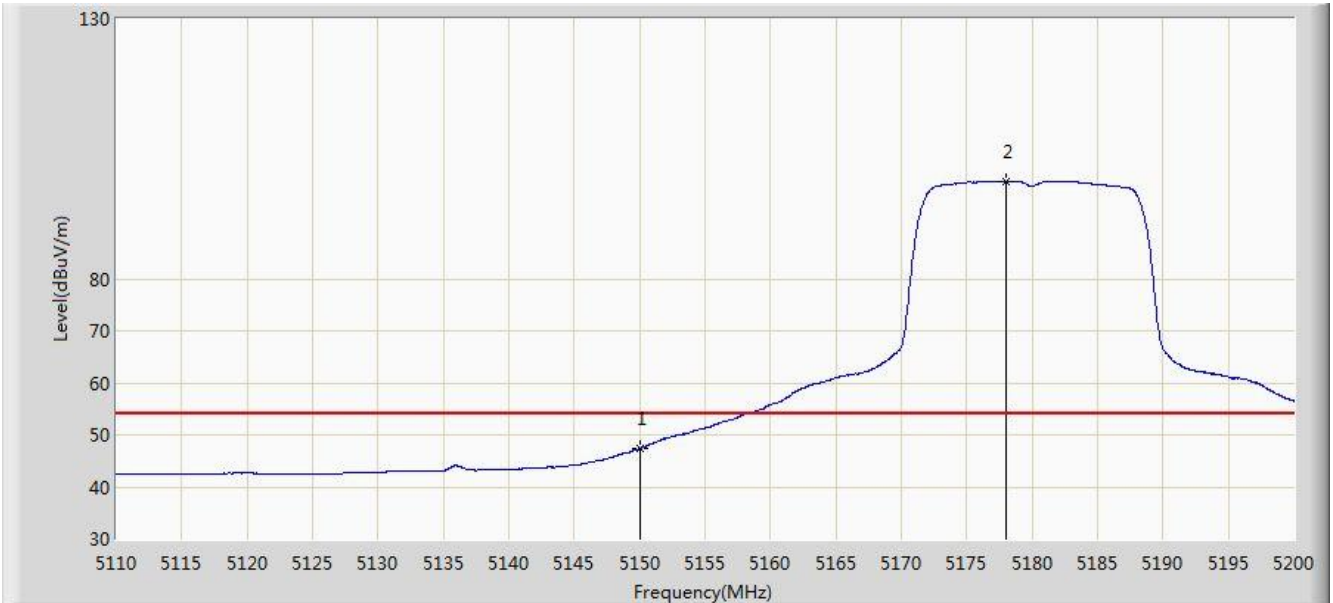


No	Flag	Mark	Frequency (MHz)	Measure Level (dBuV/m)	Reading Level (dBuV)	Margin (dB)	Limit (dBuV/m)	Factor (dB)	Type
1			5149.690	67.771	63.601	-6.229	74.000	4.170	PK
2			5150.000	66.104	61.935	-7.896	74.000	4.170	PK
3		*	5186.140	111.266	107.219	N/A	N/A	4.047	PK

Note: Measure Level (dB $\mu$ V/m) = Reading Level (dB $\mu$ V) + Factor (dB)

Factor (dB) = Cable Loss (dB) + Antenna Factor (dB) (dB/m) - Pre\_Amplifier Gain (dB)

Site: AC1	Time: 2017/07/29 - 05:12
Limit: FCC_Part15.209_RE(3m)	Engineer: Kevin Ker
Probe: BBHA9120D_1GHz_18GHz	Polarity: Horizontal
EUT: AC220 Wi-Fi AP OD external antenna US	Power: DC 54V
Test Mode: Transmit by 802.11a at channel 5180MHz Ant 1	

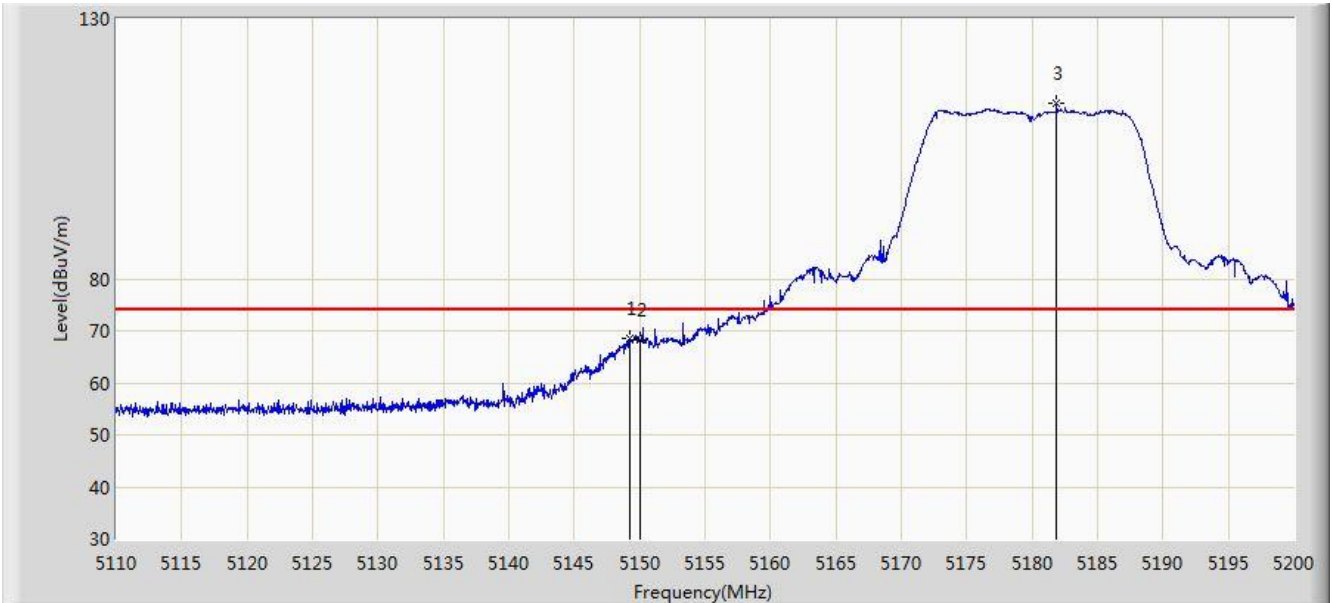


No	Flag	Mark	Frequency (MHz)	Measure Level (dBuV/m)	Reading Level (dBuV)	Margin (dB)	Limit (dBuV/m)	Factor (dB)	Type
1			5150.000	47.345	43.176	-6.655	54.000	4.170	AV
2		*	5177.995	98.791	94.715	N/A	N/A	4.077	AV

Note: Measure Level (dB $\mu$ V/m) = Reading Level (dB $\mu$ V) + Factor (dB)

Factor (dB) = Cable Loss (dB) + Antenna Factor (dB) (dB/m) - Pre\_Amplifier Gain (dB)

Site: AC1	Time: 2017/07/29 - 05:10
Limit: FCC_Part15.209_RE(3m)	Engineer: Kevin Ker
Probe: BBHA9120D_1GHz_18GHz	Polarity: Vertical
EUT: AC220 Wi-Fi AP OD external antenna US	Power: DC 54V
Test Mode: Transmit by 802.11a at channel 5180MHz Ant 1	

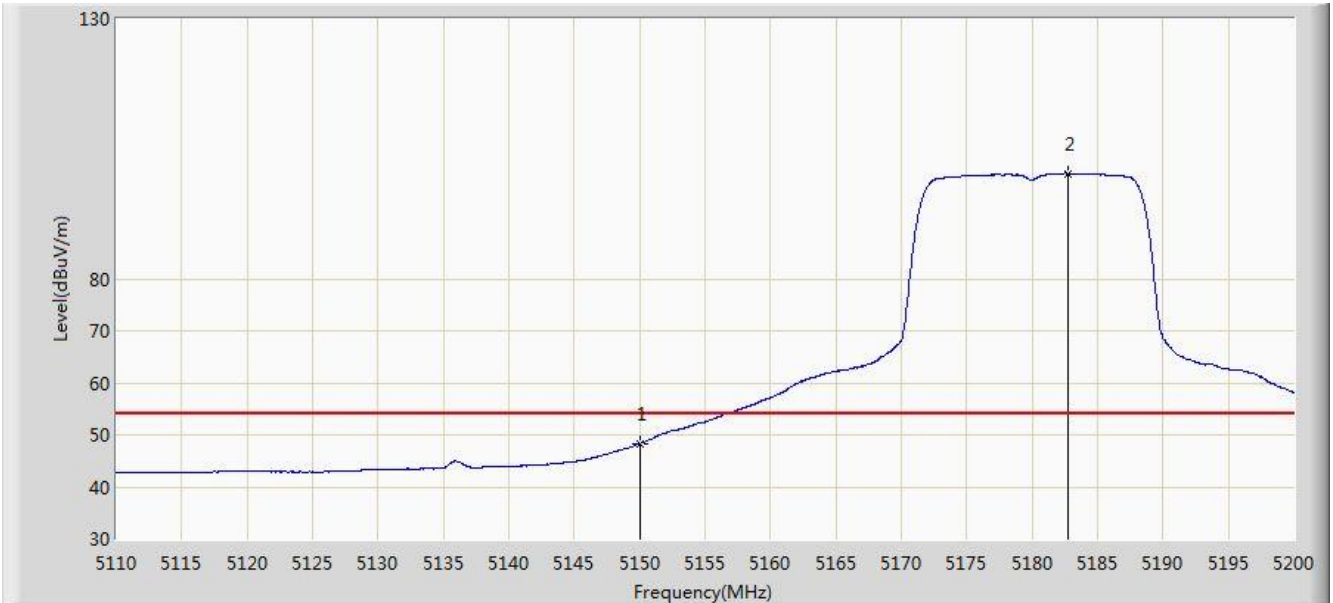


No	Flag	Mark	Frequency (MHz)	Measure Level (dBuV/m)	Reading Level (dBuV)	Margin (dB)	Limit (dBuV/m)	Factor (dB)	Type
1			5149.240	68.472	64.300	-5.528	74.000	4.172	PK
2			5150.000	68.382	64.213	-5.618	74.000	4.170	PK
3		*	5181.865	113.855	109.793	N/A	N/A	4.062	PK

Note: Measure Level (dB $\mu$ V/m) = Reading Level (dB $\mu$ V) + Factor (dB)

Factor (dB) = Cable Loss (dB) + Antenna Factor (dB) (dB/m) - Pre\_Amplifier Gain (dB)

Site: AC1	Time: 2017/07/29 - 05:06
Limit: FCC_Part15.209_RE(3m)	Engineer: Kevin Ker
Probe: BBHA9120D_1GHz_18GHz	Polarity: Vertical
EUT: AC220 Wi-Fi AP OD external antenna US	Power: DC 54V
Test Mode: Transmit by 802.11a at channel 5180MHz Ant 1	

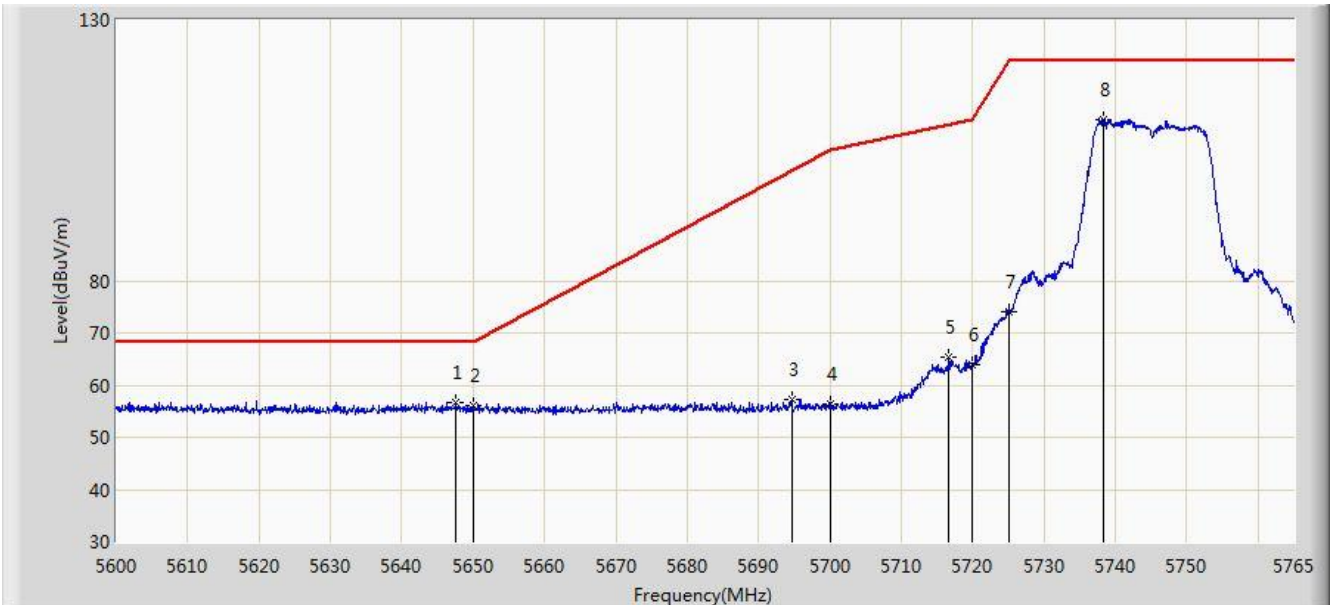


No	Flag	Mark	Frequency (MHz)	Measure Level (dBuV/m)	Reading Level (dBuV)	Margin (dB)	Limit (dBuV/m)	Factor (dB)	Type
1			5150.000	48.316	44.147	-5.684	54.000	4.170	AV
2		*	5182.720	100.198	96.139	N/A	N/A	4.060	AV

Note: Measure Level (dB $\mu$ V/m) = Reading Level (dB $\mu$ V) + Factor (dB)

Factor (dB) = Cable Loss (dB) + Antenna Factor (dB) (dB/m) - Pre\_Amplifier Gain (dB)

Site: AC1	Time: 2017/07/29 - 05:35
Limit: FCC_Part15.407_RE(3m)	Engineer: Kevin Ker
Probe: BBHA9120D_1GHz_18GHz	Polarity: Horizontal
EUT: AC220 Wi-Fi AP OD external antenna US	Power: DC 54V
Test Mode: Transmit by 802.11a at channel 5745MHz Ant 1	

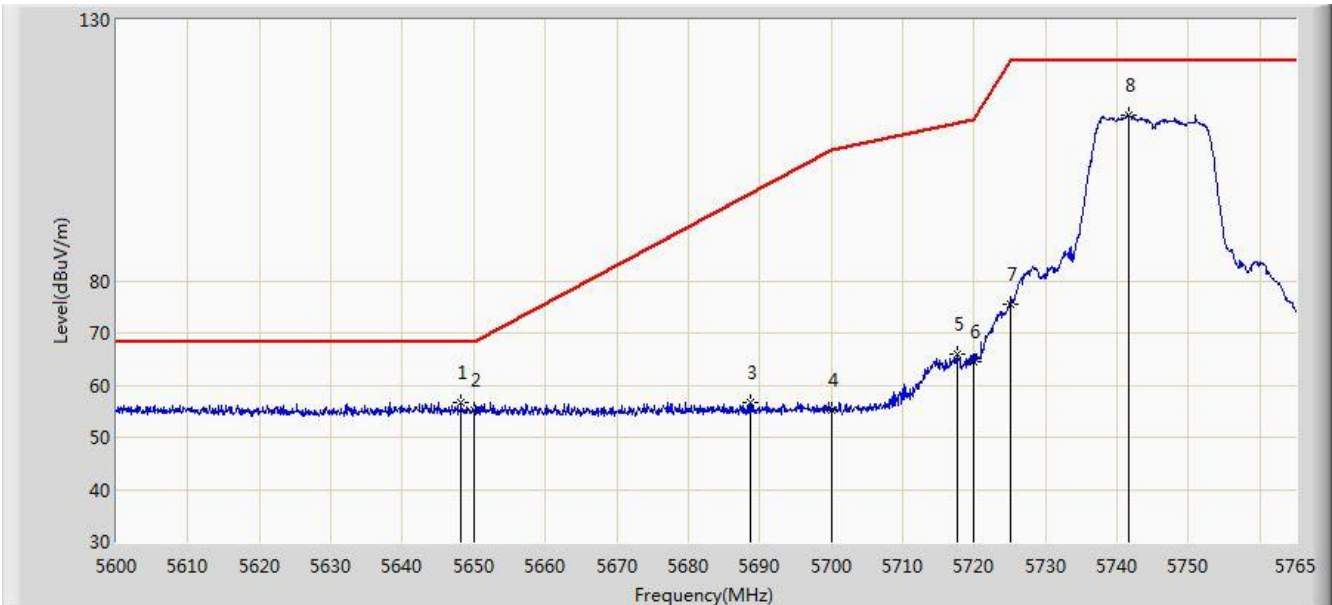


No	Flag	Mark	Frequency (MHz)	Measure Level (dBuV/m)	Reading Level (dBuV)	Margin (dB)	Limit (dBuV/m)	Factor (dB)	Type
1			5647.603	56.750	52.087	-11.450	68.200	4.663	PK
2			5650.000	56.113	51.442	-12.087	68.200	4.671	PK
3			5688.687	56.656	51.834	-41.509	98.165	4.823	PK
4			5700.000	55.261	50.383	-49.939	105.200	4.878	PK
5			5717.728	66.031	61.049	-44.134	110.165	4.982	PK
6			5720.000	64.564	59.567	-46.236	110.800	4.997	PK
7			5725.000	75.611	70.582	-46.589	122.200	5.029	PK
8		*	5741.570	111.843	106.708	N/A	N/A	5.135	PK

Note: Measure Level (dBμV/m) = Reading Level (dBμV) + Factor (dB)

Factor (dB) = Cable Loss (dB) + Antenna Factor (dB) (dB/m) - Pre\_Amplifier Gain (dB)

Site: AC1	Time: 2017/07/29 - 05:33
Limit: FCC_Part15.407_RE(3m)	Engineer: Kevin Ker
Probe: BBHA9120D_1GHz_18GHz	Polarity: Vertical
EUT: AC220 Wi-Fi AP OD external antenna US	Power: DC 54V
Test Mode: Transmit by 802.11a at channel 5745MHz Ant 1	

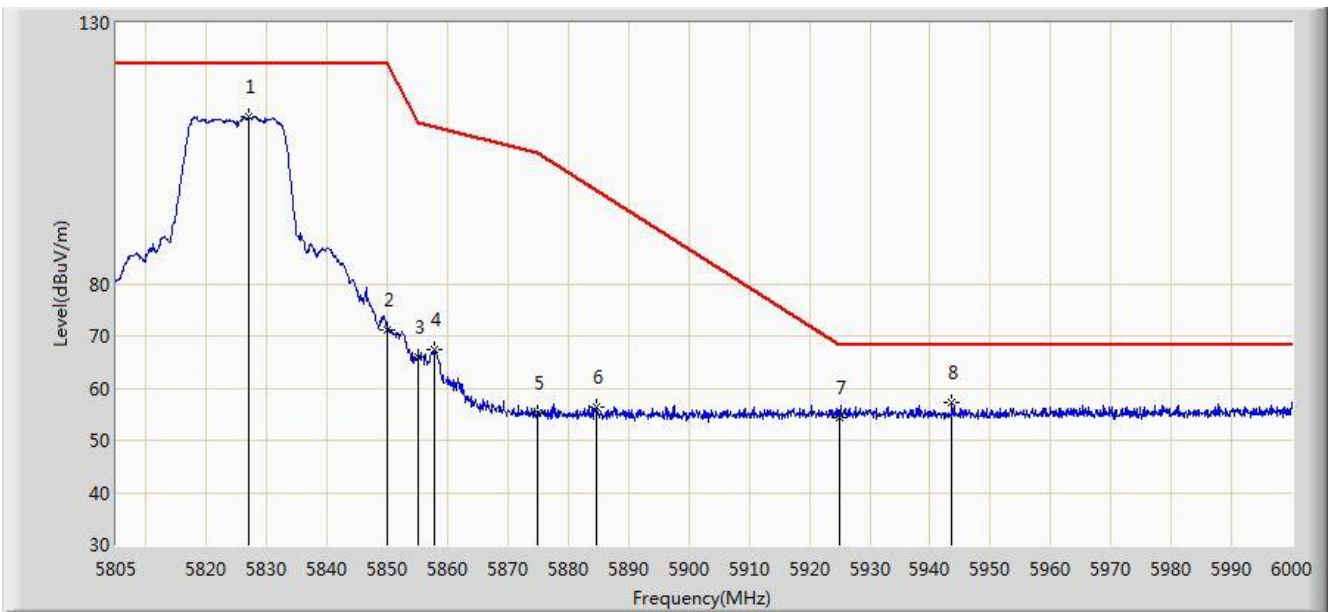


No	Flag	Mark	Frequency (MHz)	Measure Level (dBuV/m)	Reading Level (dBuV)	Margin (dB)	Limit (dBuV/m)	Factor (dB)	Type
1			5648.180	56.609	51.944	-11.591	68.200	4.665	PK
2			5650.000	55.286	50.615	-12.914	68.200	4.671	PK
3			5694.627	57.255	52.405	-44.606	101.860	4.850	PK
4			5700.000	56.345	51.467	-48.855	105.200	4.878	PK
5			5716.655	65.218	60.243	-44.646	109.865	4.975	PK
6			5720.000	63.814	58.817	-46.986	110.800	4.997	PK
7			5725.000	74.061	69.032	-48.139	122.200	5.029	PK
8		*	5738.270	110.927	105.813	N/A	N/A	5.114	PK

Note: Measure Level (dBμV/m) = Reading Level (dBμV) + Factor (dB)

Factor (dB) = Cable Loss (dB) + Antenna Factor (dB) (dB/m) - Pre\_Amplifier Gain (dB)

Site: AC1	Time: 2017/07/29 - 05:39
Limit: FCC_Part15.407_RE(3m)	Engineer: Kevin Ker
Probe: BBHA9120D_1GHz_18GHz	Polarity: Horizontal
EUT: AC220 Wi-Fi AP OD external antenna US	Power: DC 54V
Test Mode: Transmit by 802.11a at channel 5825MHz Ant 1	

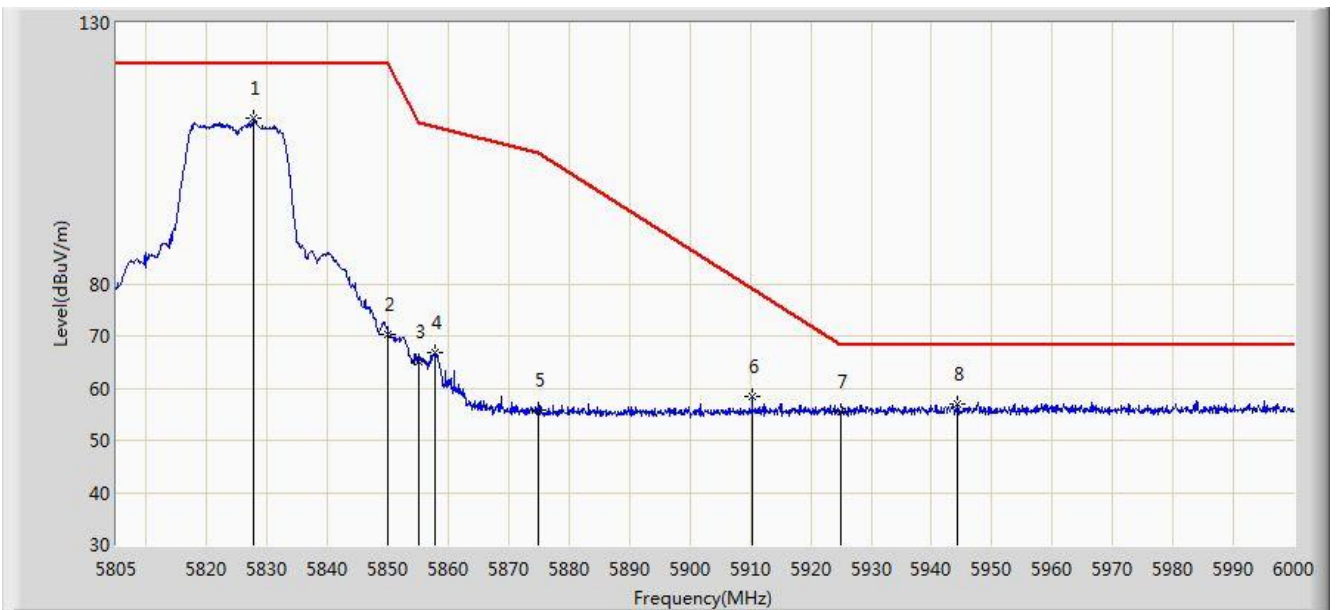


No	Flag	Mark	Frequency (MHz)	Measure Level (dBuV/m)	Reading Level (dBuV)	Margin (dB)	Limit (dBuV/m)	Factor (dB)	Type
1		*	5827.035	112.054	106.454	N/A	N/A	5.600	PK
2			5850.000	71.303	65.577	-50.897	122.200	5.726	PK
3			5855.000	65.849	60.103	-44.951	110.800	5.746	PK
4			5857.748	67.419	61.661	-42.611	110.029	5.757	PK
5			5875.000	55.326	49.506	-49.874	105.200	5.820	PK
6			5884.755	56.309	50.456	-42.783	99.092	5.854	PK
7			5925.000	54.346	48.380	-13.854	68.200	5.967	PK
8			5943.645	57.312	51.300	-10.888	68.200	6.012	PK

Note: Measure Level (dBμV/m) = Reading Level (dBμV) + Factor (dB)

Factor (dB) = Cable Loss (dB) + Antenna Factor (dB) (dB/m) - Pre\_Amplifier Gain (dB)

Site: AC1	Time: 2017/07/29 - 05:42
Limit: FCC_Part15.407_RE(3m)	Engineer: Kevin Ker
Probe: BBHA9120D_1GHz_18GHz	Polarity: Vertical
EUT: AC220 Wi-Fi AP OD external antenna US	Power: DC 54V
Test Mode: Transmit by 802.11a at channel 5825MHz Ant 1	



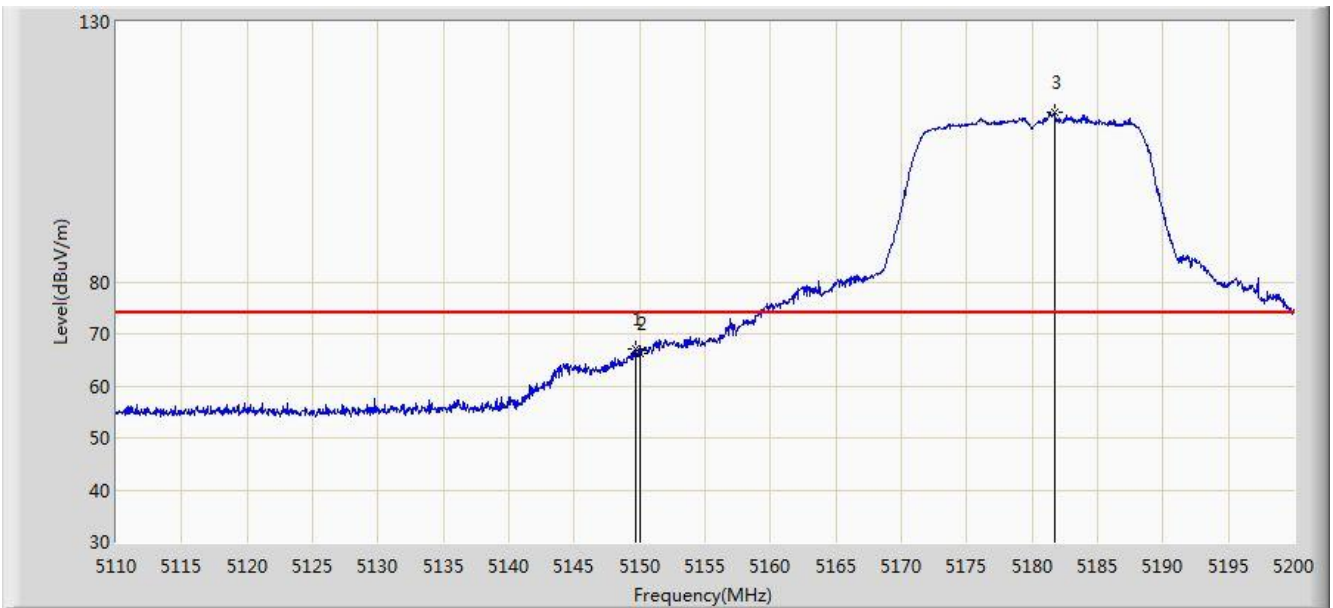
No	Flag	Mark	Frequency (MHz)	Measure Level (dBuV/m)	Reading Level (dBuV)	Margin (dB)	Limit (dBuV/m)	Factor (dB)	Type
1		*	5827.620	111.631	106.028	N/A	N/A	5.603	PK
2			5850.000	70.314	64.588	-51.886	122.200	5.726	PK
3			5855.000	64.969	59.223	-45.831	110.800	5.746	PK
4			5857.845	66.690	60.932	-43.312	110.002	5.759	PK
5			5875.000	55.751	49.931	-49.449	105.200	5.820	PK
6			5910.300	58.428	52.498	-24.717	83.145	5.930	PK
7			5925.000	55.386	49.420	-12.814	68.200	5.967	PK
8			5944.230	57.022	51.008	-11.178	68.200	6.015	PK

Note: Measure Level (dB $\mu$ V/m) = Reading Level (dB $\mu$ V) + Factor (dB)

Factor (dB) = Cable Loss (dB) + Antenna Factor (dB) (dB/m) - Pre\_Amplifier Gain (dB)



Site: AC1	Time: 2017/07/29 - 06:32
Limit: FCC_Part15.209_RE(3m)	Engineer: Kevin Ker
Probe: BBHA9120D_1GHz_18GHz	Polarity: Horizontal
EUT: AC220 Wi-Fi AP OD external antenna US	Power: DC 54V
Test Mode: Transmit by 802.11n-HT20 at channel 5180MHz Ant 1	



No	Flag	Mark	Frequency (MHz)	Measure Level (dBuV/m)	Reading Level (dBuV)	Margin (dB)	Limit (dBuV/m)	Factor (dB)	Type
1			5149.690	66.988	62.818	-7.012	74.000	4.170	PK
2			5150.000	66.332	62.163	-7.668	74.000	4.170	PK
3		*	5181.685	112.712	108.649	N/A	N/A	4.063	PK

Note: Measure Level (dB $\mu$ V/m) = Reading Level (dB $\mu$ V) + Factor (dB)

Factor (dB) = Cable Loss (dB) + Antenna Factor (dB) (dB/m) - Pre\_Amplifier Gain (dB)

Site: AC1	Time: 2017/07/29 - 06:34
Limit: FCC_Part15.209_RE(3m)	Engineer: Kevin Ker
Probe: BBHA9120D_1GHz_18GHz	Polarity: Horizontal
EUT: AC220 Wi-Fi AP OD external antenna US	Power: DC 54V
Test Mode: Transmit by 802.11n-HT20 at channel 5180MHz Ant 1	

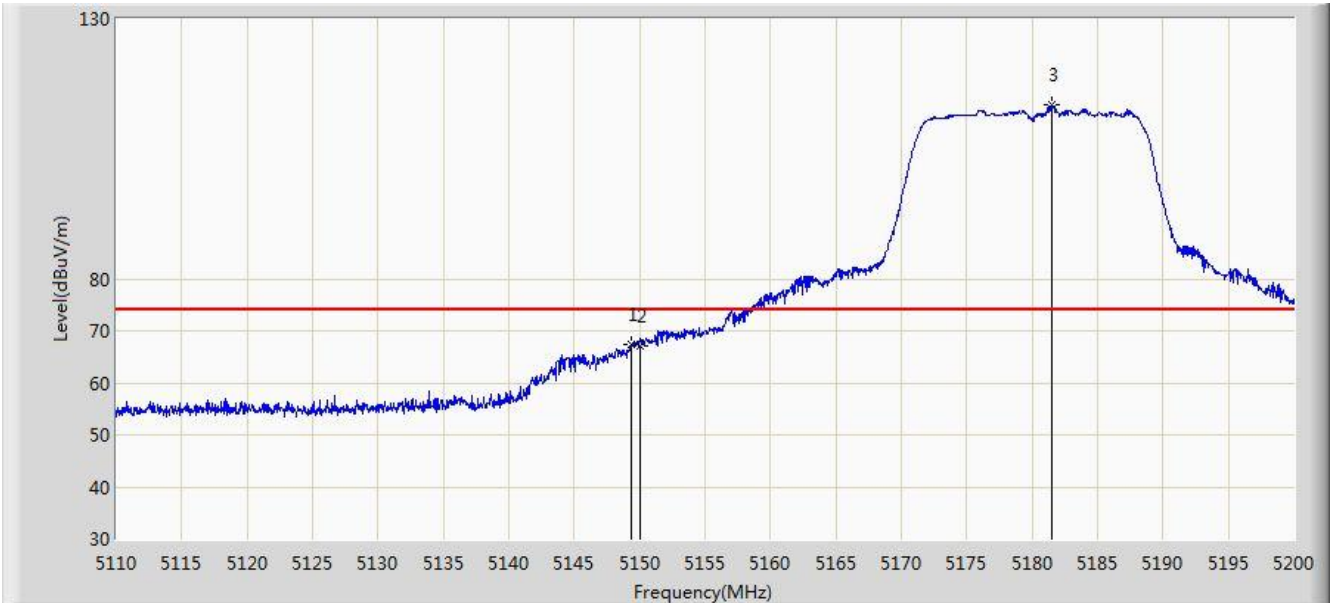


No	Flag	Mark	Frequency (MHz)	Measure Level (dBuV/m)	Reading Level (dBuV)	Margin (dB)	Limit (dBuV/m)	Factor (dB)	Type
1			5150.000	47.974	43.805	-6.026	54.000	4.170	AV
2		*	5177.815	99.526	95.449	N/A	N/A	4.076	AV

Note: Measure Level (dB $\mu$ V/m) = Reading Level (dB $\mu$ V) + Factor (dB)

Factor (dB) = Cable Loss (dB) + Antenna Factor (dB) (dB/m) - Pre\_Amplifier Gain (dB)

Site: AC1	Time: 2017/07/29 - 06:32
Limit: FCC_Part15.209_RE(3m)	Engineer: Kevin Ker
Probe: BBHA9120D_1GHz_18GHz	Polarity: Vertical
EUT: AC220 Wi-Fi AP OD external antenna US	Power: DC 54V
Test Mode: Transmit by 802.11n-HT20 at channel 5180MHz Ant 1	

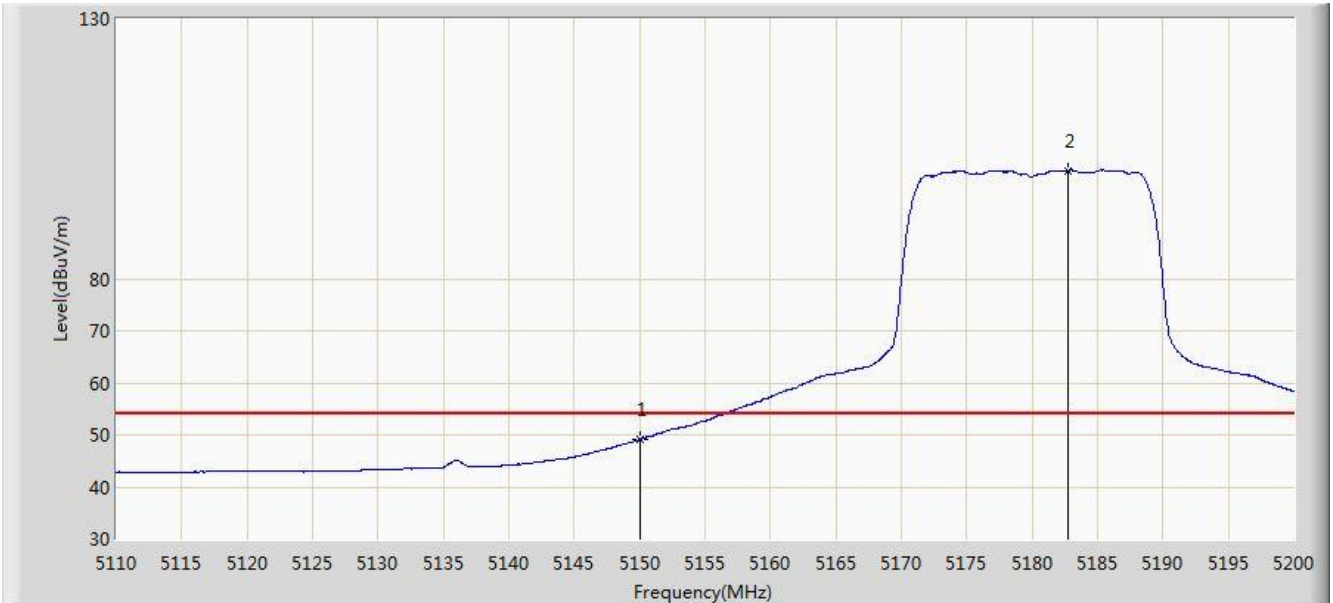


No	Flag	Mark	Frequency (MHz)	Measure Level (dBuV/m)	Reading Level (dBuV)	Margin (dB)	Limit (dBuV/m)	Factor (dB)	Type
1			5149.375	67.481	63.310	-6.519	74.000	4.171	PK
2			5150.000	67.022	62.853	-6.978	74.000	4.170	PK
3		*	5181.460	113.355	109.291	N/A	N/A	4.064	PK

Note: Measure Level (dB $\mu$ V/m) = Reading Level (dB $\mu$ V) + Factor (dB)

Factor (dB) = Cable Loss (dB) + Antenna Factor (dB) (dB/m) - Pre\_Amplifier Gain (dB)

Site: AC1	Time: 2017/07/29 - 06:30
Limit: FCC_Part15.209_RE(3m)	Engineer: Kevin Ker
Probe: BBHA9120D_1GHz_18GHz	Polarity: Vertical
EUT: AC220 Wi-Fi AP OD external antenna US	Power: DC 54V
Test Mode: Transmit by 802.11n-HT20 at channel 5180MHz Ant 1	

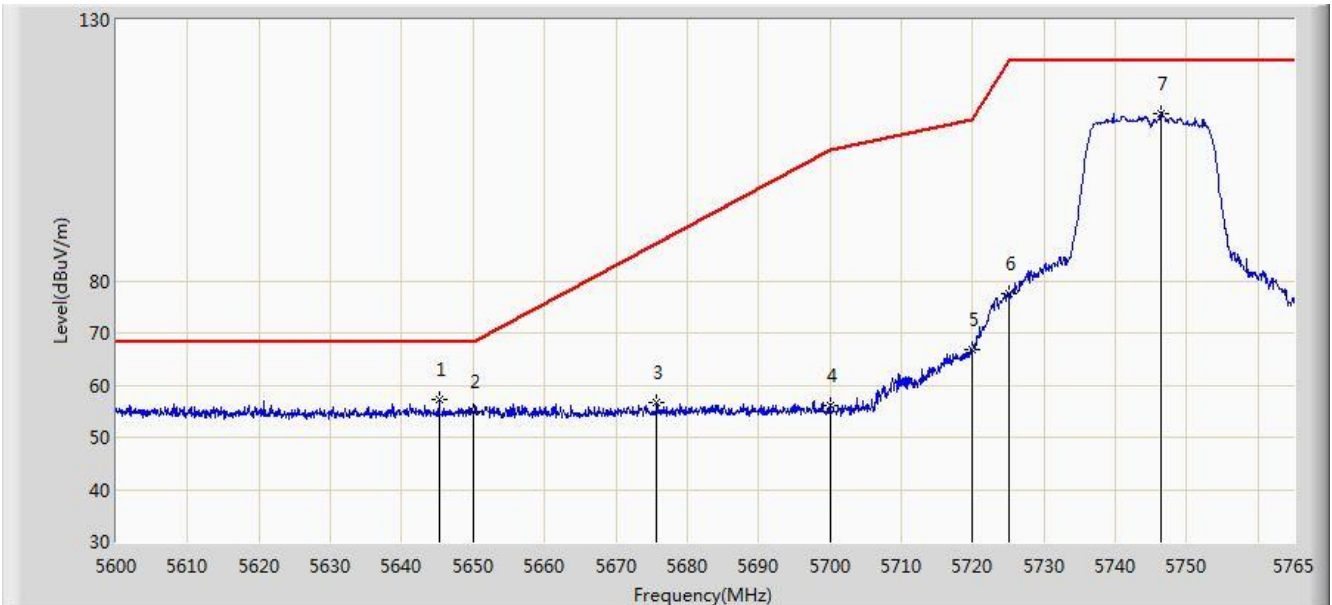


No	Flag	Mark	Frequency (MHz)	Measure Level (dBuV/m)	Reading Level (dBuV)	Margin (dB)	Limit (dBuV/m)	Factor (dB)	Type
1			5150.000	49.128	44.959	-4.872	54.000	4.170	AV
2		*	5182.720	100.850	96.791	N/A	N/A	4.060	AV

Note: Measure Level (dB $\mu$ V/m) = Reading Level (dB $\mu$ V) + Factor (dB)

Factor (dB) = Cable Loss (dB) + Antenna Factor (dB) (dB/m) - Pre\_Amplifier Gain (dB)

Site: AC1	Time: 2017/07/29 - 06:51
Limit: FCC_Part15.407_RE(3m)	Engineer: Kevin Ker
Probe: BBHA9120D_1GHz_18GHz	Polarity: Horizontal
EUT: AC220 Wi-Fi AP OD external antenna US	Power: DC 54V
Test Mode: Transmit by 802.11n-HT20 at channel 5745MHz Ant 1	

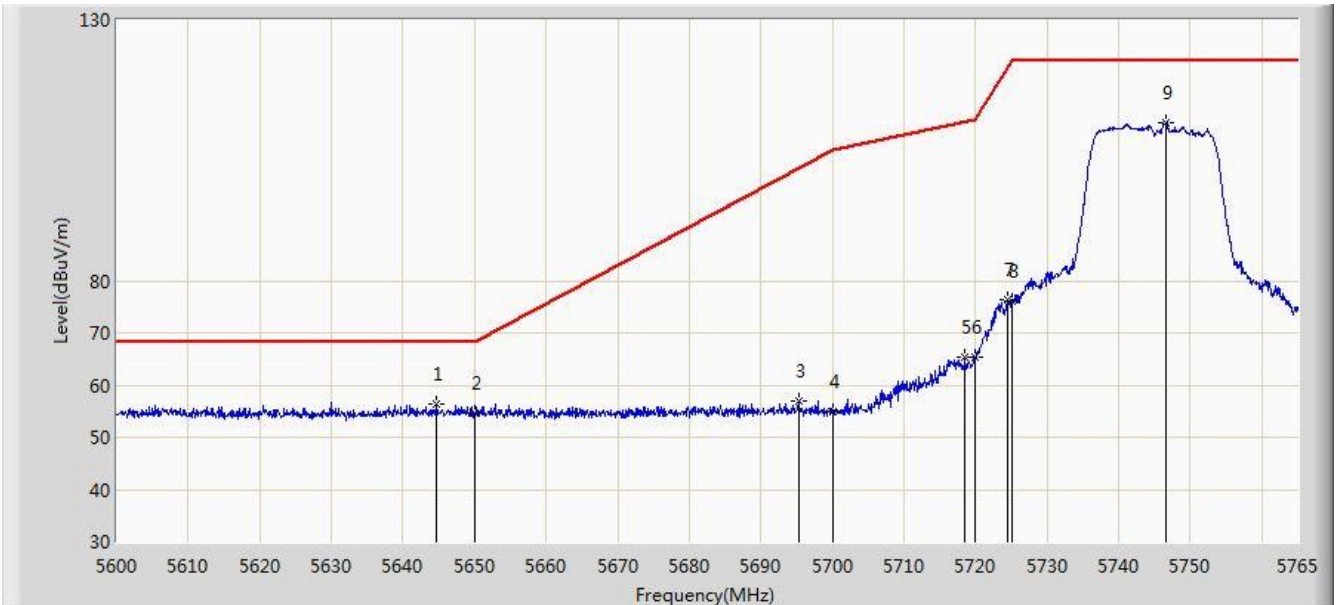


No	Flag	Mark	Frequency (MHz)	Measure Level (dBuV/m)	Reading Level (dBuV)	Margin (dB)	Limit (dBuV/m)	Factor (dB)	Type
1			5645.210	57.344	52.689	-10.856	68.200	4.654	PK
2			5650.000	54.955	50.284	-13.245	68.200	4.671	PK
3			5675.735	56.570	51.800	-33.523	90.093	4.770	PK
4			5700.000	56.058	51.180	-49.142	105.200	4.878	PK
5			5720.000	66.848	61.851	-43.952	110.800	4.997	PK
6			5725.000	77.532	72.503	-44.668	122.200	5.029	PK
7		*	5746.437	112.154	106.991	N/A	N/A	5.163	PK

Note: Measure Level (dBμV/m) = Reading Level (dBμV) + Factor (dB)

Factor (dB) = Cable Loss (dB) + Antenna Factor (dB) (dB/m) - Pre\_Amplifier Gain (dB)

Site: AC1	Time: 2017/07/29 - 06:53
Limit: FCC_Part15.407_RE(3m)	Engineer: Kevin Ker
Probe: BBHA9120D_1GHz_18GHz	Polarity: Vertical
EUT: AC220 Wi-Fi AP OD external antenna US	Power: DC 54V
Test Mode: Transmit by 802.11n-HT20 at channel 5745MHz Ant 1	

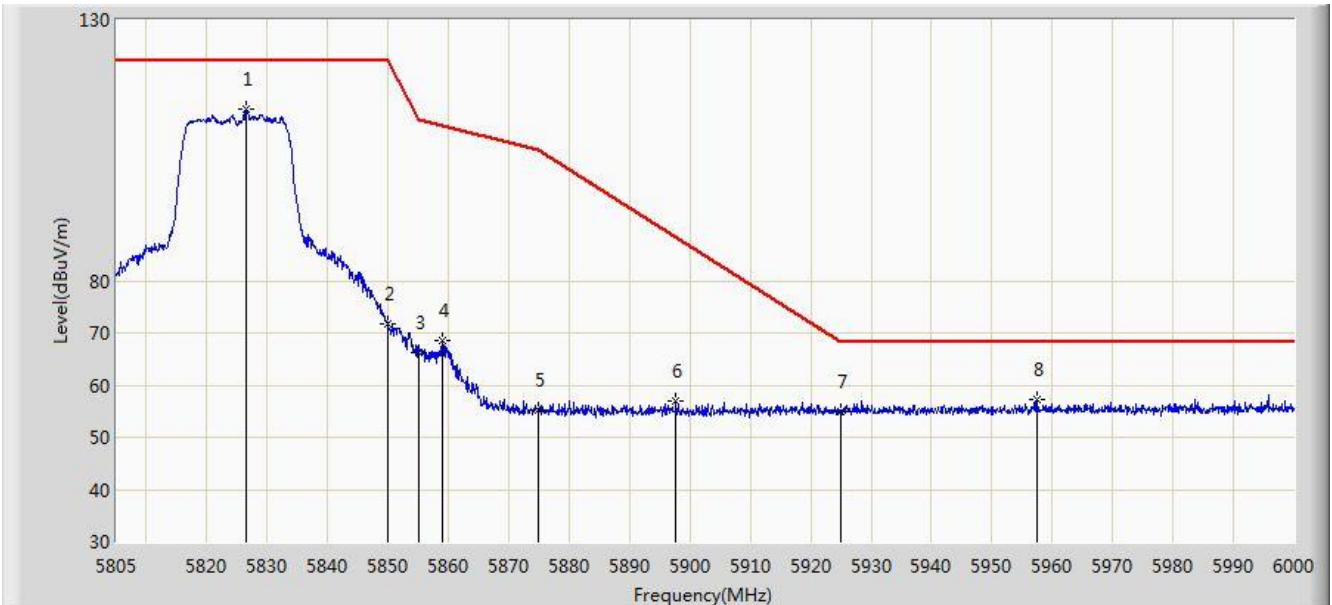


No	Flag	Mark	Frequency (MHz)	Measure Level (dBuV/m)	Reading Level (dBuV)	Margin (dB)	Limit (dBuV/m)	Factor (dB)	Type
1			5644.632	56.262	51.609	-11.938	68.200	4.654	PK
2			5650.000	54.557	49.886	-13.643	68.200	4.671	PK
3			5695.288	57.056	52.203	-45.215	102.271	4.853	PK
4			5700.000	54.824	49.946	-50.376	105.200	4.878	PK
5			5718.470	65.434	60.447	-44.938	110.372	4.986	PK
6			5720.000	65.265	60.268	-45.535	110.800	4.997	PK
7			5724.575	76.339	71.313	-44.892	121.231	5.026	PK
8			5725.000	75.981	70.952	-46.219	122.200	5.029	PK
9		*	5746.603	110.317	105.153	N/A	N/A	5.165	PK

Note: Measure Level (dB $\mu$ V/m) = Reading Level (dB $\mu$ V) + Factor (dB)

Factor (dB) = Cable Loss (dB) + Antenna Factor (dB) (dB/m) - Pre\_Amplifier Gain (dB)

Site: AC1	Time: 2017/07/29 - 06:55
Limit: FCC_Part15.407_RE(3m)	Engineer: Kevin Ker
Probe: BBHA9120D_1GHz_18GHz	Polarity: Horizontal
EUT: AC220 Wi-Fi AP OD external antenna US	Power: DC 54V
Test Mode: Transmit by 802.11n-HT20 at channel 5825MHz Ant 1	

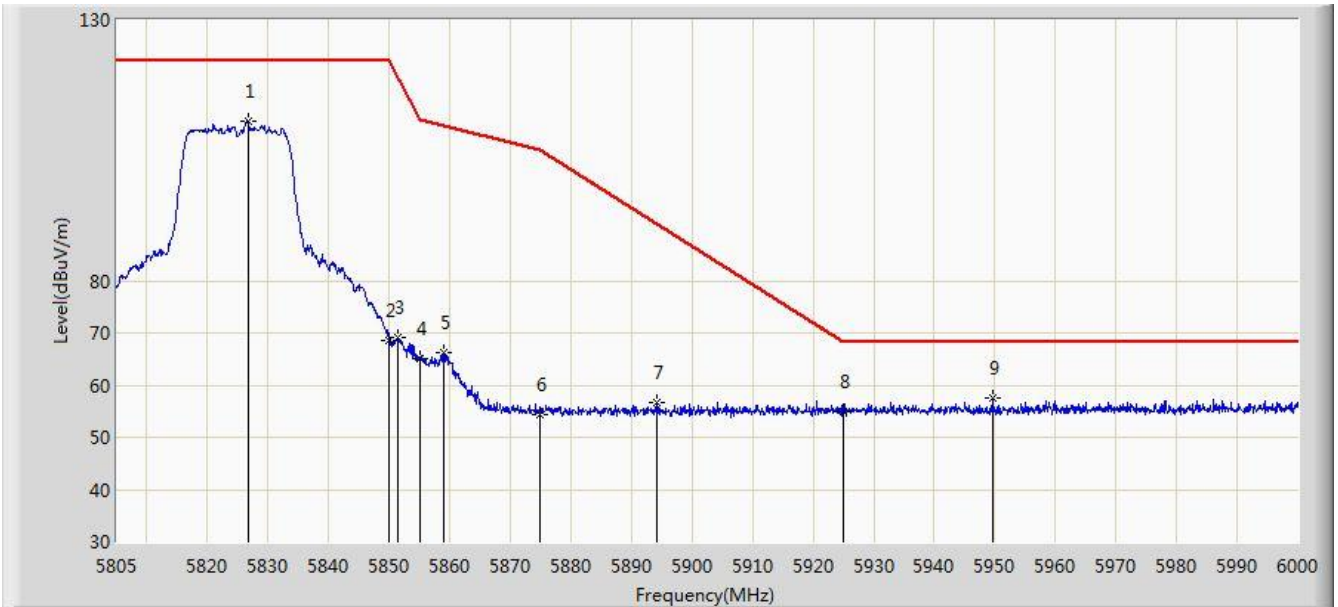


No	Flag	Mark	Frequency (MHz)	Measure Level (dBuV/m)	Reading Level (dBuV)	Margin (dB)	Limit (dBuV/m)	Factor (dB)	Type
1		*	5826.450	112.913	107.317	N/A	N/A	5.596	PK
2			5850.000	71.614	65.888	-50.586	122.200	5.726	PK
3			5855.000	66.281	60.535	-44.519	110.800	5.746	PK
4			5858.917	68.692	62.930	-41.009	109.702	5.762	PK
5			5875.000	55.249	49.429	-49.951	105.200	5.820	PK
6			5897.723	56.907	51.010	-34.081	90.988	5.897	PK
7			5925.000	54.917	48.951	-13.283	68.200	5.967	PK
8			5957.587	57.253	51.213	-10.947	68.200	6.040	PK

Note: Measure Level (dBμV/m) = Reading Level (dBμV) + Factor (dB)

Factor (dB) = Cable Loss (dB) + Antenna Factor (dB) (dB/m) - Pre\_Amplifier Gain (dB)

Site: AC1	Time: 2017/07/29 - 06:57
Limit: FCC_Part15.407_RE(3m)	Engineer: Kevin Ker
Probe: BBHA9120D_1GHz_18GHz	Polarity: Vertical
EUT: AC220 Wi-Fi AP OD external antenna US	Power: DC 54V
Test Mode: Transmit by 802.11n-HT20 at channel 5825MHz Ant 1	



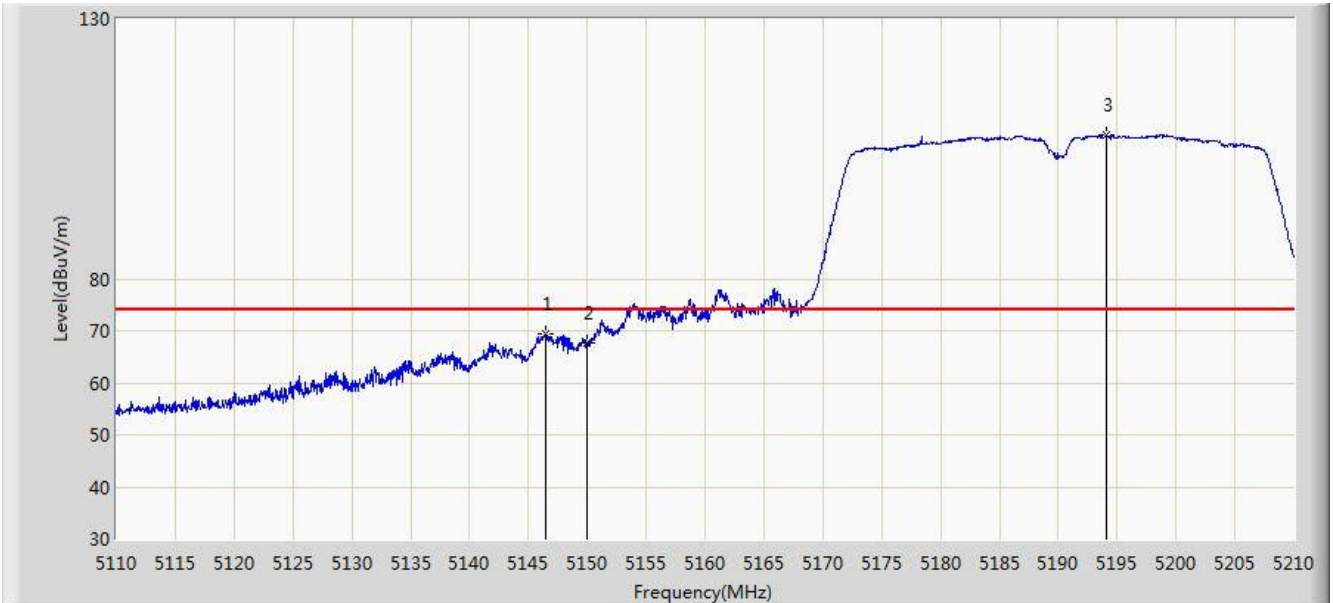
No	Flag	Mark	Frequency (MHz)	Measure Level (dBuV/m)	Reading Level (dBuV)	Margin (dB)	Limit (dBuV/m)	Factor (dB)	Type
1		*	5826.645	110.722	105.124	N/A	N/A	5.598	PK
2			5850.000	68.532	62.806	-53.668	122.200	5.726	PK
3			5851.410	69.001	63.270	-49.983	118.984	5.731	PK
4			5855.000	65.146	59.400	-45.654	110.800	5.746	PK
5			5859.112	66.331	60.568	-43.316	109.647	5.764	PK
6			5875.000	54.424	48.604	-50.776	105.200	5.820	PK
7			5894.115	56.635	50.750	-36.606	93.241	5.886	PK
8			5925.000	55.058	49.092	-13.142	68.200	5.967	PK
9			5949.592	57.566	51.541	-10.634	68.200	6.025	PK

Note: Measure Level (dB $\mu$ V/m) = Reading Level (dB $\mu$ V) + Factor (dB)

Factor (dB) = Cable Loss (dB) + Antenna Factor (dB) (dB/m) - Pre\_Amplifier Gain (dB)



Site: AC1	Time: 2017/07/29 - 07:04
Limit: FCC_Part15.209_RE(3m)	Engineer: Kevin Ker
Probe: BBHA9120D_1GHz_18GHz	Polarity: Horizontal
EUT: AC220 Wi-Fi AP OD external antenna US	Power: DC 54V
Test Mode: Transmit by 802.11n-HT40 at channel 5190MHz Ant 1	

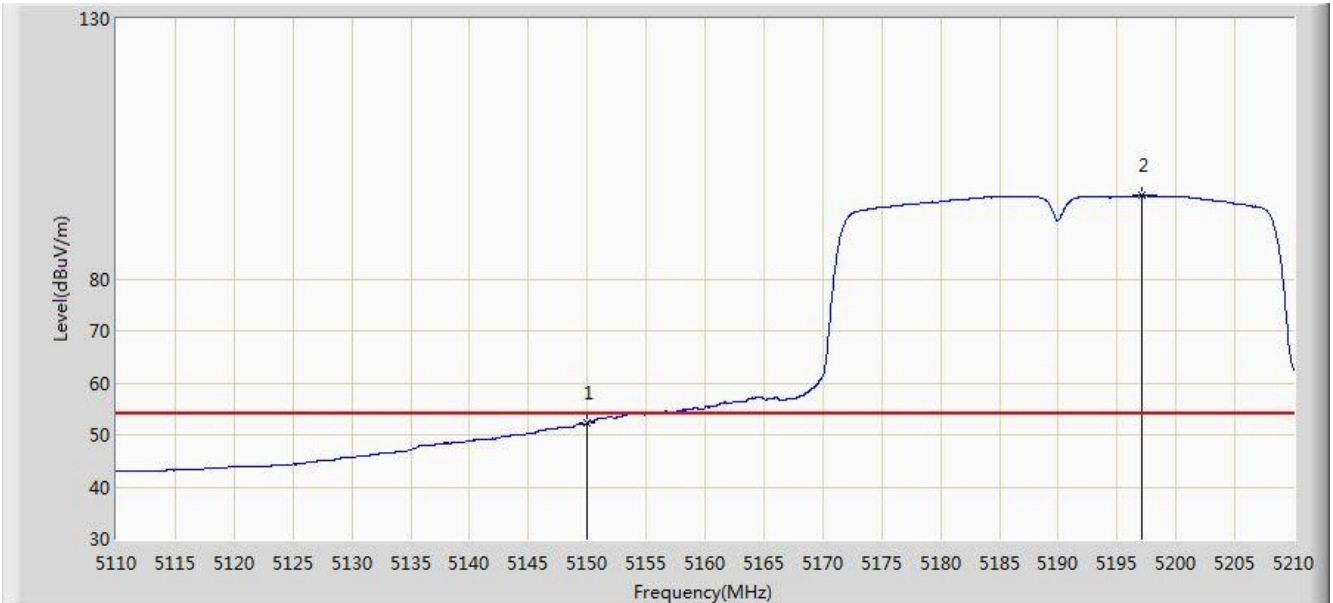


No	Flag	Mark	Frequency (MHz)	Measure Level (dBuV/m)	Reading Level (dBuV)	Margin (dB)	Limit (dBuV/m)	Factor (dB)	Type
1			5146.500	69.311	65.135	-4.689	74.000	4.176	PK
2			5150.000	67.718	63.549	-6.282	74.000	4.170	PK
3		*	5194.050	107.604	103.585	N/A	N/A	4.019	PK

Note: Measure Level (dBμV/m) = Reading Level (dBμV) + Factor (dB)

Factor (dB) = Cable Loss (dB) + Antenna Factor (dB) (dB/m) - Pre\_Amplifier Gain (dB)

Site: AC1	Time: 2017/07/29 - 07:03
Limit: FCC_Part15.209_RE(3m)	Engineer: Kevin Ker
Probe: BBHA9120D_1GHz_18GHz	Polarity: Horizontal
EUT: AC220 Wi-Fi AP OD external antenna US	Power: DC 54V
Test Mode: Transmit by 802.11n-HT40 at channel 5190MHz Ant 1	

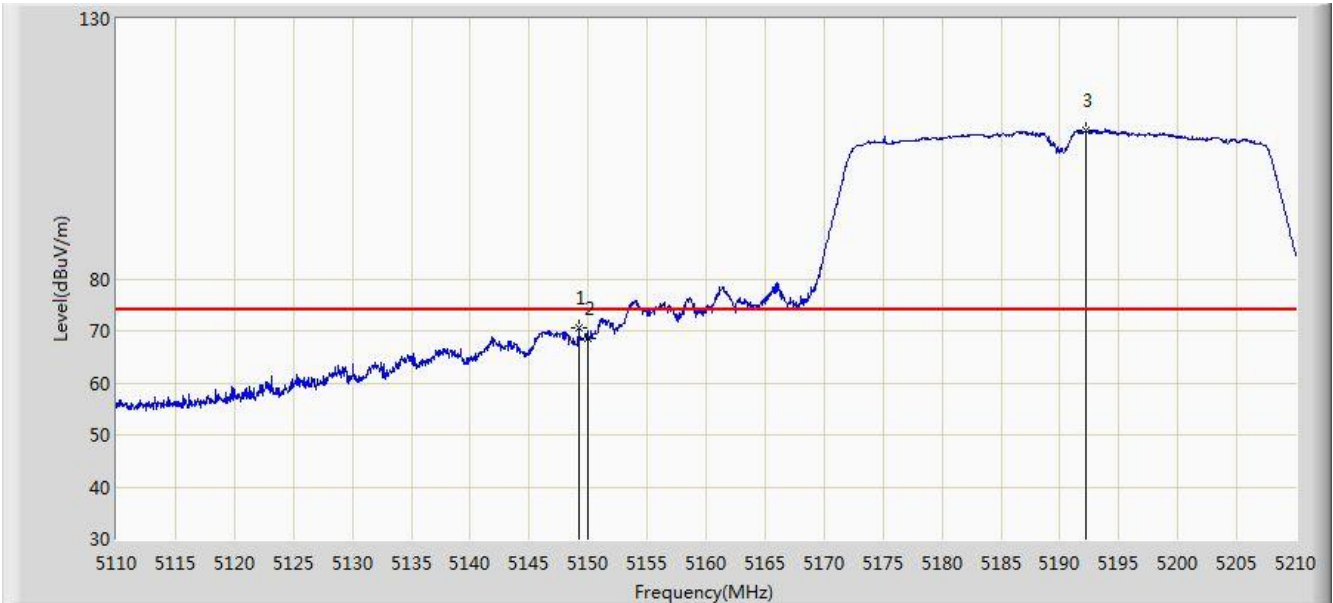


No	Flag	Mark	Frequency (MHz)	Measure Level (dBuV/m)	Reading Level (dBuV)	Margin (dB)	Limit (dBuV/m)	Factor (dB)	Type
1			5150.000	52.256	48.087	-1.744	54.000	4.170	AV
2		*	5197.050	95.973	91.965	N/A	N/A	4.009	AV

Note: Measure Level (dB $\mu$ V/m) = Reading Level (dB $\mu$ V) + Factor (dB)

Factor (dB) = Cable Loss (dB) + Antenna Factor (dB) (dB/m) - Pre\_Amplifier Gain (dB)

Site: AC1	Time: 2017/07/29 - 07:04
Limit: FCC_Part15.209_RE(3m)	Engineer: Kevin Ker
Probe: BBHA9120D_1GHz_18GHz	Polarity: Vertical
EUT: AC220 Wi-Fi AP OD external antenna US	Power: DC 54V
Test Mode: Transmit by 802.11n-HT40 at channel 5190MHz Ant 1	

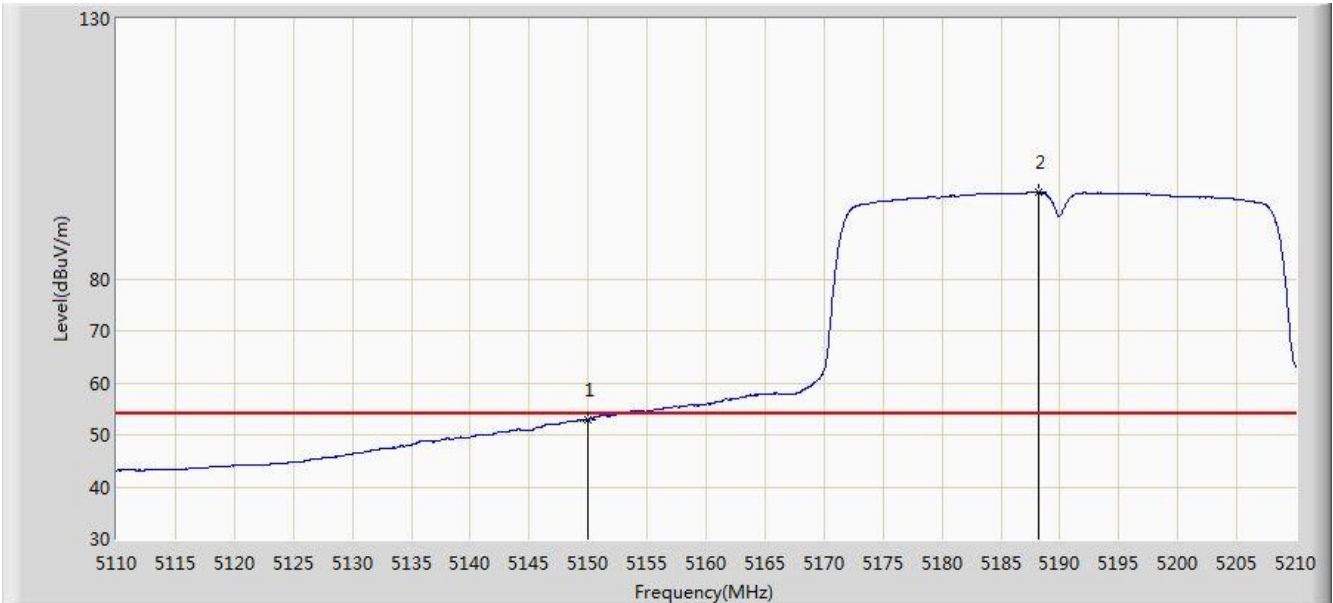


No	Flag	Mark	Frequency (MHz)	Measure Level (dBuV/m)	Reading Level (dBuV)	Margin (dB)	Limit (dBuV/m)	Factor (dB)	Type
1			5149.200	70.665	66.493	-3.335	74.000	4.172	PK
2			5150.000	68.672	64.503	-5.328	74.000	4.170	PK
3		*	5192.150	108.462	104.436	N/A	N/A	4.026	PK

Note: Measure Level (dBμV/m) = Reading Level (dBμV) + Factor (dB)

Factor (dB) = Cable Loss (dB) + Antenna Factor (dB) (dB/m) - Pre\_Amplifier Gain (dB)

Site: AC1	Time: 2017/07/29 - 07:06
Limit: FCC_Part15.209_RE(3m)	Engineer: Kevin Ker
Probe: BBHA9120D_1GHz_18GHz	Polarity: Vertical
EUT: AC220 Wi-Fi AP OD external antenna US	Power: DC 54V
Test Mode: Transmit by 802.11n-HT40 at channel 5190MHz Ant 1	

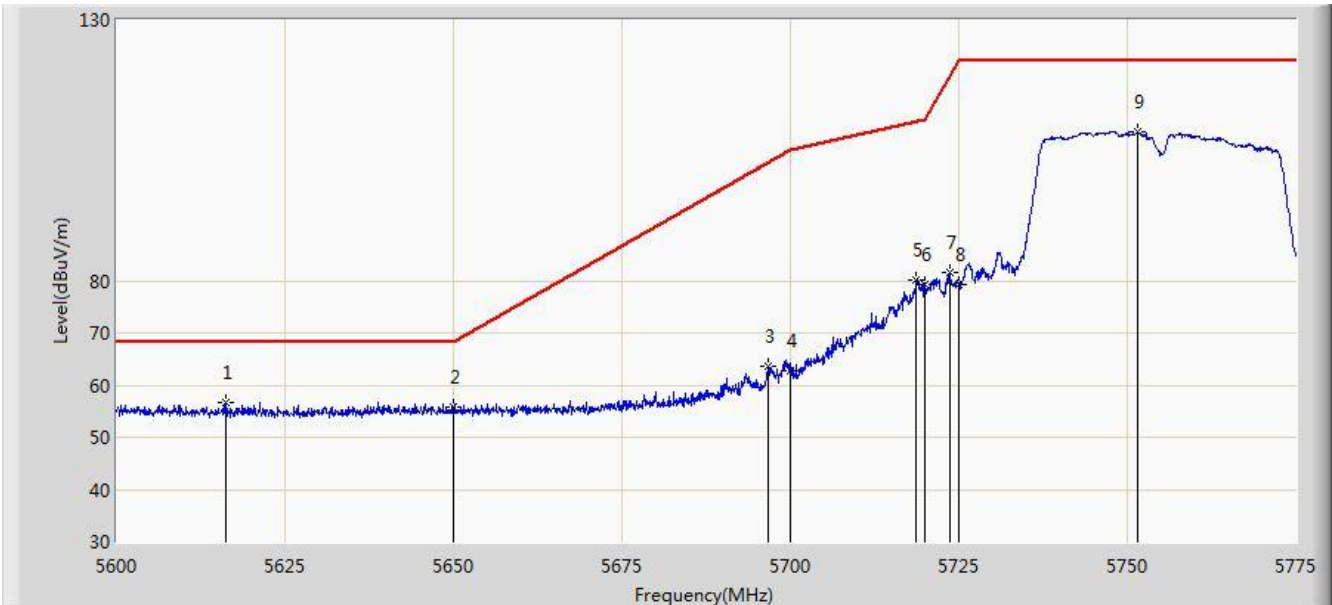


No	Flag	Mark	Frequency (MHz)	Measure Level (dBuV/m)	Reading Level (dBuV)	Margin (dB)	Limit (dBuV/m)	Factor (dB)	Type
1			5150.000	52.949	48.780	-1.051	54.000	4.170	AV
2		*	5188.150	96.622	92.582	N/A	N/A	4.040	AV

Note: Measure Level (dB $\mu$ V/m) = Reading Level (dB $\mu$ V) + Factor (dB)

Factor (dB) = Cable Loss (dB) + Antenna Factor (dB) (dB/m) - Pre\_Amplifier Gain (dB)

Site: AC1	Time: 2017/07/29 - 07:24
Limit: FCC_Part15.407_RE(3m)	Engineer: Kevin Ker
Probe: BBHA9120D_1GHz_18GHz	Polarity: Horizontal
EUT: AC220 Wi-Fi AP OD external antenna US	Power: DC 54V
Test Mode: Transmit by 802.11n-HT40 at channel 5755MHz Ant 1	

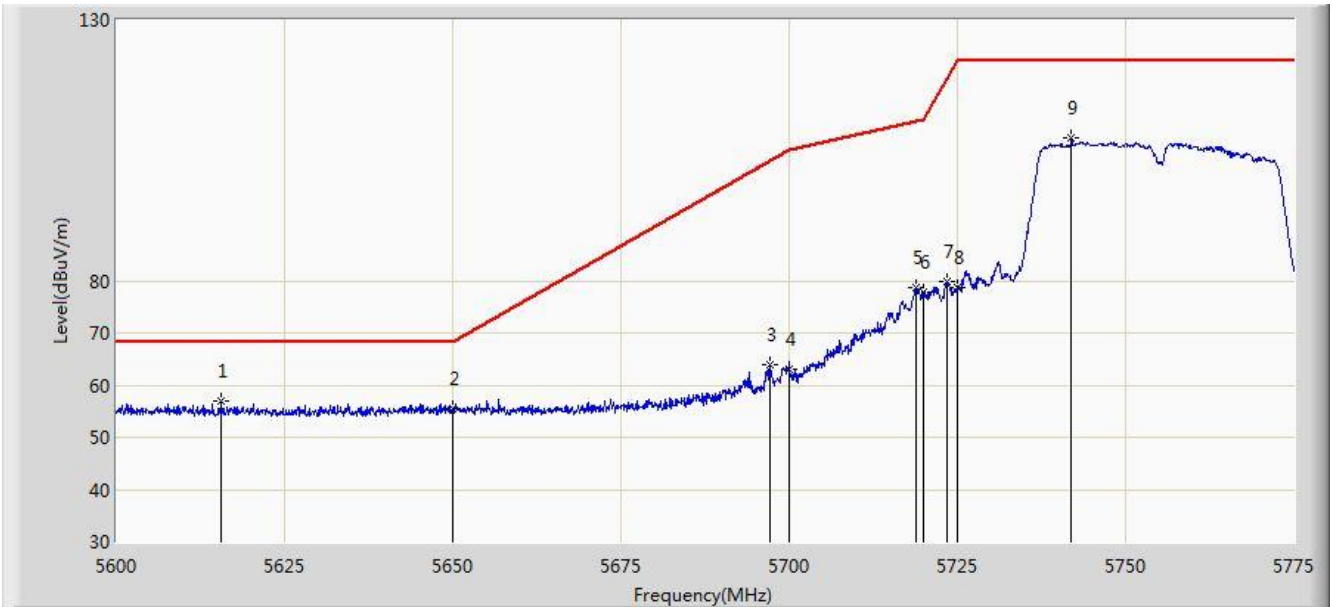


No	Flag	Mark	Frequency (MHz)	Measure Level (dBuV/m)	Reading Level (dBuV)	Margin (dB)	Limit (dBuV/m)	Factor (dB)	Type
1			5616.275	56.609	52.039	-11.591	68.200	4.569	PK
2			5650.000	55.665	50.994	-12.535	68.200	4.671	PK
3			5696.775	63.742	58.881	-39.454	103.196	4.861	PK
4			5700.000	62.855	57.977	-42.345	105.200	4.878	PK
5			5718.737	80.139	75.150	-30.308	110.447	4.989	PK
6			5720.000	79.173	74.176	-31.627	110.800	4.997	PK
7			5723.638	81.452	76.432	-37.643	119.096	5.021	PK
8			5725.000	79.157	74.128	-43.043	122.200	5.029	PK
9		*	5751.638	108.489	103.296	N/A	N/A	5.193	PK

Note: Measure Level (dBuV/m) = Reading Level (dBuV) + Factor (dB)

Factor (dB) = Cable Loss (dB) + Antenna Factor (dB) (dB/m) - Pre\_Amplifier Gain (dB)

Site: AC1	Time: 2017/07/29 - 07:26
Limit: FCC_Part15.407_RE(3m)	Engineer: Kevin Ker
Probe: BBHA9120D_1GHz_18GHz	Polarity: Vertical
EUT: AC220 Wi-Fi AP OD external antenna US	Power: DC 54V
Test Mode: Transmit by 802.11n-HT40 at channel 5755MHz Ant 1	

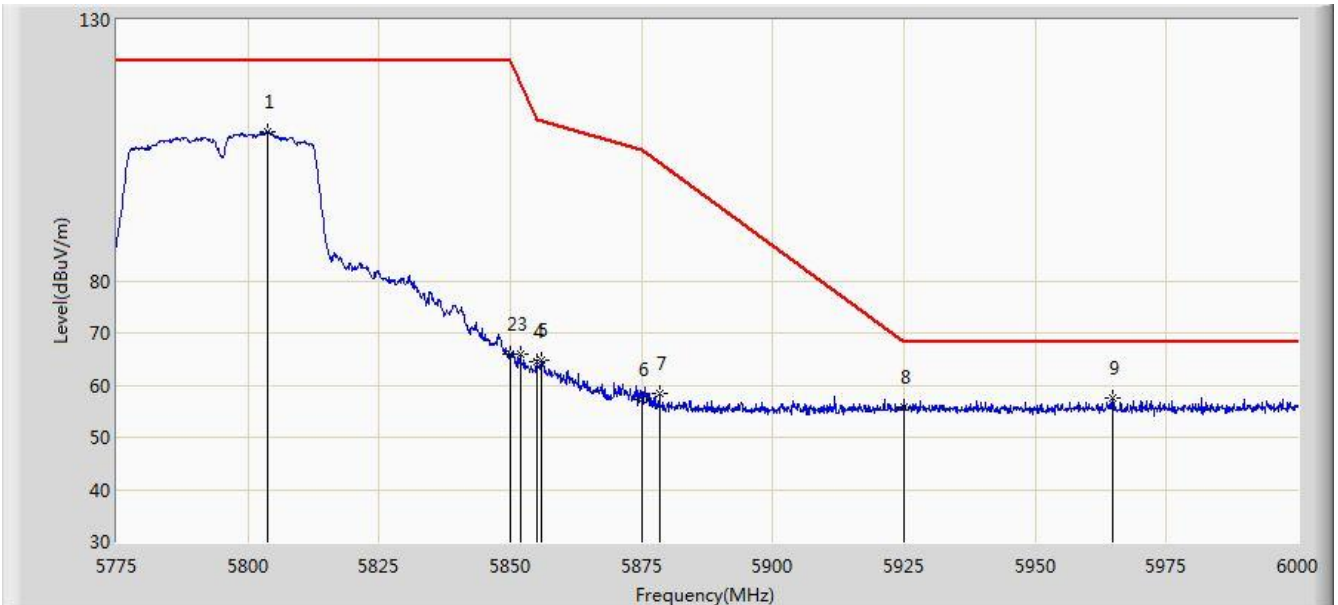


No	Flag	Mark	Frequency (MHz)	Measure Level (dBuV/m)	Reading Level (dBuV)	Margin (dB)	Limit (dBuV/m)	Factor (dB)	Type
1			5615.663	56.890	52.322	-11.310	68.200	4.569	PK
2			5650.000	55.543	50.872	-12.657	68.200	4.671	PK
3			5697.125	63.854	58.991	-39.559	103.413	4.863	PK
4			5700.000	63.134	58.256	-42.066	105.200	4.878	PK
5			5718.825	78.799	73.810	-31.672	110.472	4.990	PK
6			5720.000	77.827	72.830	-32.973	110.800	4.997	PK
7			5723.550	79.737	74.717	-39.158	118.895	5.020	PK
8			5725.000	78.741	73.712	-43.459	122.200	5.029	PK
9		*	5741.925	107.361	102.224	N/A	N/A	5.137	PK

Note: Measure Level (dB $\mu$ V/m) = Reading Level (dB $\mu$ V) + Factor (dB)

Factor (dB) = Cable Loss (dB) + Antenna Factor (dB) (dB/m) - Pre\_Amplifier Gain (dB)

Site: AC1	Time: 2017/07/29 - 07:28
Limit: FCC_Part15.407_RE(3m)	Engineer: Kevin Ker
Probe: BBHA9120D_1GHz_18GHz	Polarity: Horizontal
EUT: AC220 Wi-Fi AP OD external antenna US	Power: DC 54V
Test Mode: Transmit by 802.11n-HT40 at channel 5795MHz Ant 1	

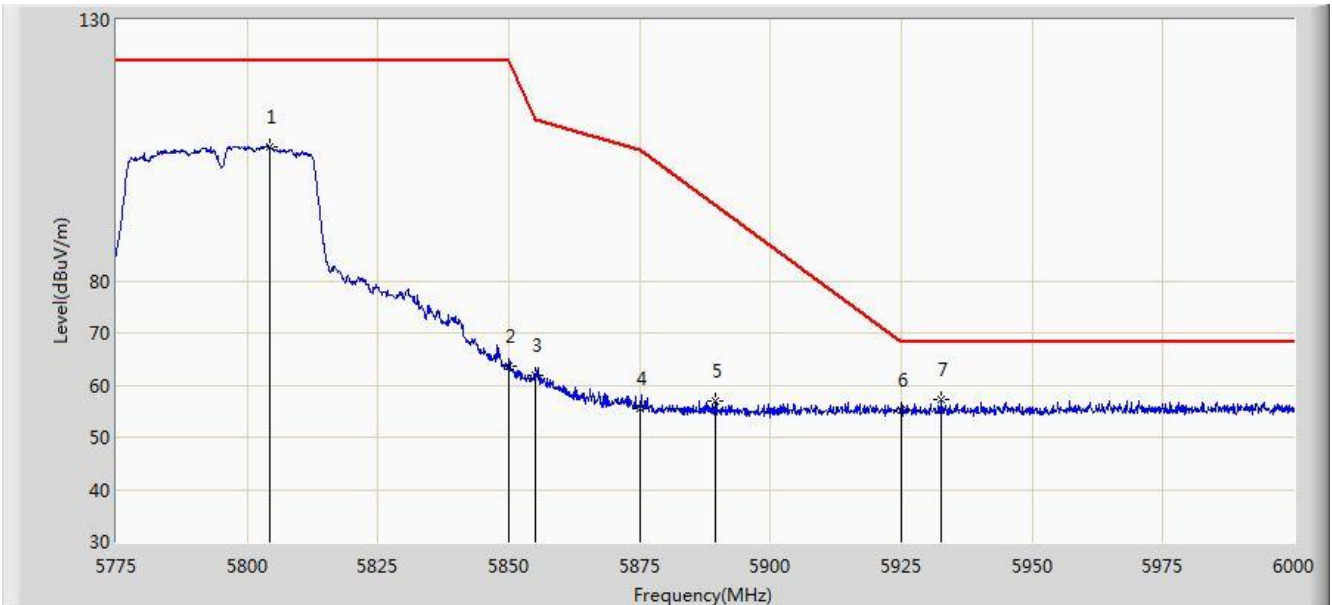


No	Flag	Mark	Frequency (MHz)	Measure Level (dBuV/m)	Reading Level (dBuV)	Margin (dB)	Limit (dBuV/m)	Factor (dB)	Type
1		*	5803.800	108.511	103.045	N/A	N/A	5.466	PK
2			5850.000	65.892	60.166	-56.308	122.200	5.726	PK
3			5851.837	65.986	60.253	-52.024	118.011	5.734	PK
4			5855.000	64.416	58.670	-46.384	110.800	5.746	PK
5			5856.000	64.694	58.944	-45.825	110.520	5.751	PK
6			5875.000	57.156	51.336	-48.044	105.200	5.820	PK
7			5878.388	58.319	52.488	-44.758	103.078	5.831	PK
8			5925.000	55.815	49.849	-12.385	68.200	5.967	PK
9			5964.788	57.546	51.494	-10.654	68.200	6.053	PK

Note: Measure Level (dB $\mu$ V/m) = Reading Level (dB $\mu$ V) + Factor (dB)

Factor (dB) = Cable Loss (dB) + Antenna Factor (dB) (dB/m) - Pre\_Amplifier Gain (dB)

Site: AC1	Time: 2017/07/29 - 07:30
Limit: FCC_Part15.407_RE(3m)	Engineer: Kevin Ker
Probe: BBHA9120D_1GHz_18GHz	Polarity: Vertical
EUT: AC220 Wi-Fi AP OD external antenna US	Power: DC 54V
Test Mode: Transmit by 802.11n-HT40 at channel 5795MHz Ant 1	



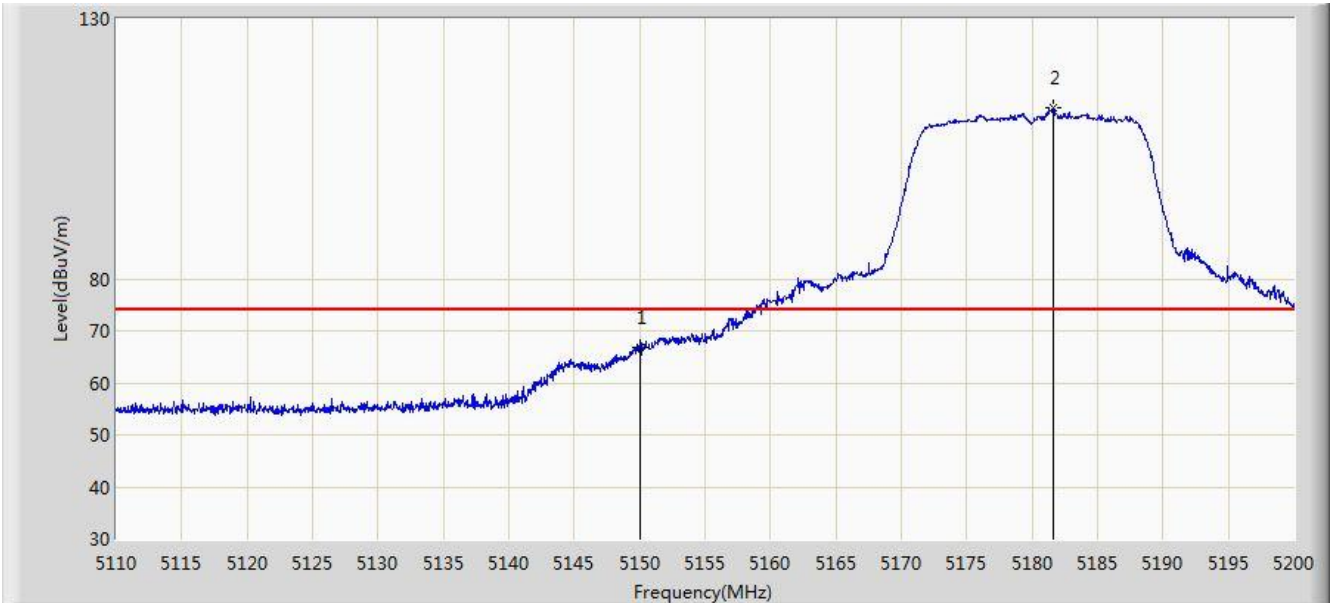
No	Flag	Mark	Frequency (MHz)	Measure Level (dBuV/m)	Reading Level (dBuV)	Margin (dB)	Limit (dBuV/m)	Factor (dB)	Type
1		*	5804.250	105.627	100.158	N/A	N/A	5.469	PK
2			5850.000	63.752	58.026	-58.448	122.200	5.726	PK
3			5855.000	61.918	56.172	-48.882	110.800	5.746	PK
4			5875.000	55.479	49.659	-49.721	105.200	5.820	PK
5			5889.413	56.909	51.040	-39.270	96.179	5.869	PK
6			5925.000	55.344	49.378	-12.856	68.200	5.967	PK
7			5932.612	57.119	51.134	-11.081	68.200	5.985	PK

Note: Measure Level (dBμV/m) = Reading Level (dBμV) + Factor (dB)

Factor (dB) = Cable Loss (dB) + Antenna Factor (dB) (dB/m) - Pre\_Amplifier Gain (dB)



Site: AC1	Time: 2017/07/29 - 07:38
Limit: FCC_Part15.209_RE(3m)	Engineer: Kevin Ker
Probe: BBHA9120D_1GHz_18GHz	Polarity: Horizontal
EUT: AC220 Wi-Fi AP OD external antenna US	Power: DC 54V
Test Mode: Transmit by 802.11ac-VHT20 at channel 5180MHz Ant 1	

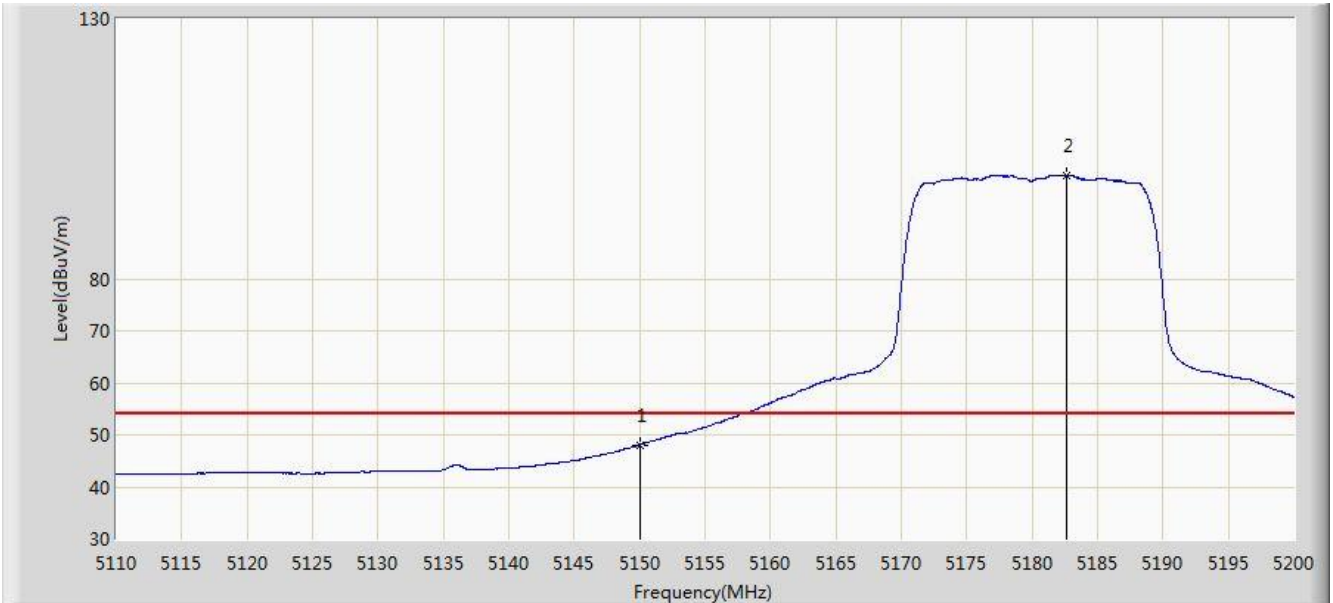


No	Flag	Mark	Frequency (MHz)	Measure Level (dBuV/m)	Reading Level (dBuV)	Margin (dB)	Limit (dBuV/m)	Factor (dB)	Type
1			5150.000	66.900	62.731	-7.100	74.000	4.170	PK
2		*	5181.640	112.790	108.727	N/A	N/A	4.063	PK

Note: Measure Level (dB $\mu$ V/m) = Reading Level (dB $\mu$ V) + Factor (dB)

Factor (dB) = Cable Loss (dB) + Antenna Factor (dB) (dB/m) - Pre\_Amplifier Gain (dB)

Site: AC1	Time: 2017/07/29 - 07:39
Limit: FCC_Part15.209_RE(3m)	Engineer: Kevin Ker
Probe: BBHA9120D_1GHz_18GHz	Polarity: Horizontal
EUT: AC220 Wi-Fi AP OD external antenna US	Power: DC 54V
Test Mode: Transmit by 802.11ac-VHT20 at channel 5180MHz Ant 1	

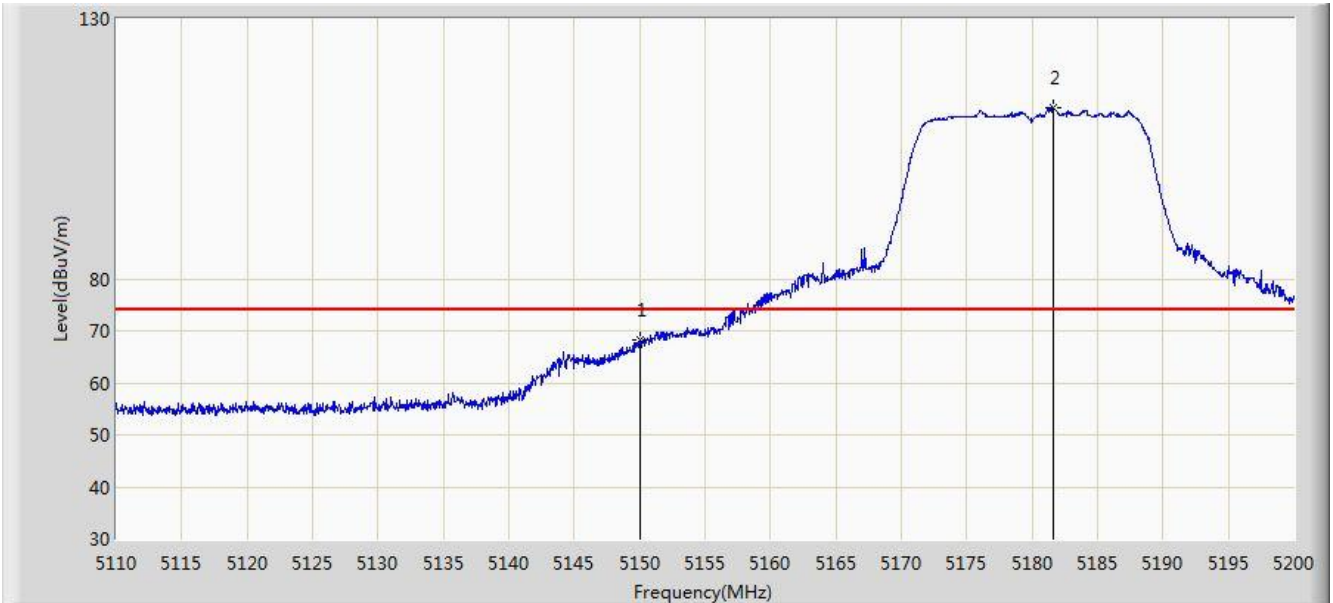


No	Flag	Mark	Frequency (MHz)	Measure Level (dBuV/m)	Reading Level (dBuV)	Margin (dB)	Limit (dBuV/m)	Factor (dB)	Type
1			5150.000	48.087	43.918	-5.913	54.000	4.170	AV
2		*	5182.585	99.845	95.785	N/A	N/A	4.060	AV

Note: Measure Level (dBμV/m) = Reading Level (dBμV) + Factor (dB)

Factor (dB) = Cable Loss (dB) + Antenna Factor (dB) (dB/m) - Pre\_Amplifier Gain (dB)

Site: AC1	Time: 2017/07/29 - 07:38
Limit: FCC_Part15.209_RE(3m)	Engineer: Kevin Ker
Probe: BBHA9120D_1GHz_18GHz	Polarity: Vertical
EUT: AC220 Wi-Fi AP OD external antenna US	Power: DC 54V
Test Mode: Transmit by 802.11ac-VHT20 at channel 5180MHz Ant 1	

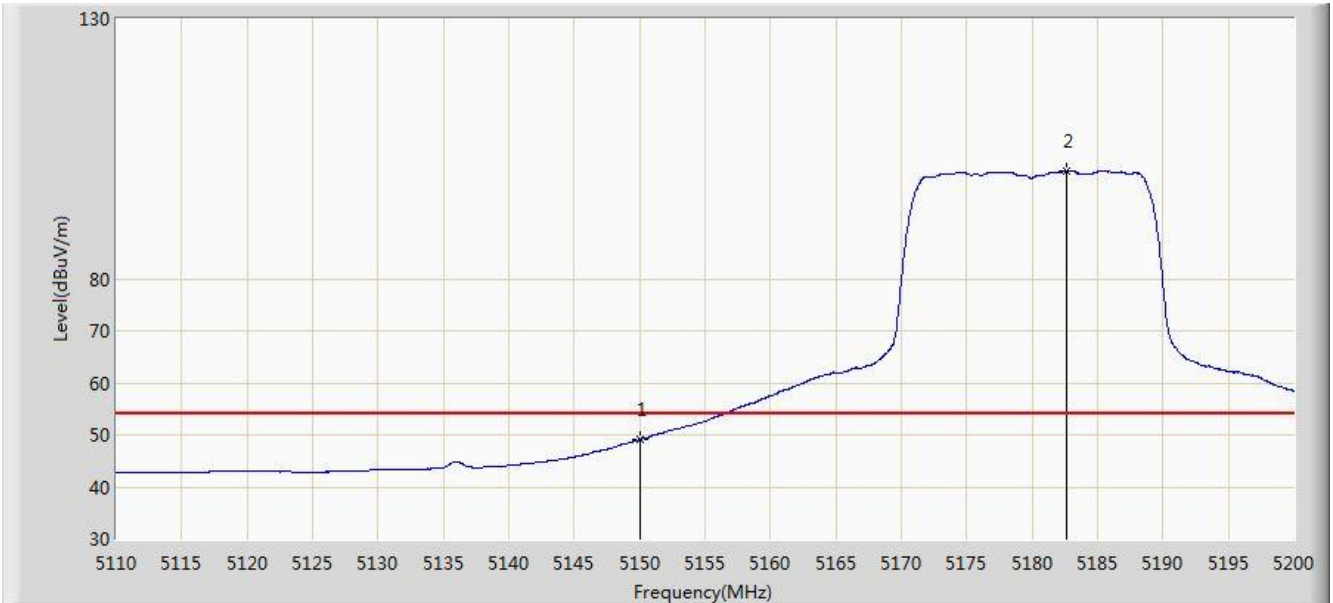


No	Flag	Mark	Frequency (MHz)	Measure Level (dBuV/m)	Reading Level (dBuV)	Margin (dB)	Limit (dBuV/m)	Factor (dB)	Type
1			5150.000	68.145	63.976	-5.855	74.000	4.170	PK
2		*	5181.595	112.989	108.926	N/A	N/A	4.063	PK

Note: Measure Level (dB $\mu$ V/m) = Reading Level (dB $\mu$ V) + Factor (dB)

Factor (dB) = Cable Loss (dB) + Antenna Factor (dB) (dB/m) - Pre\_Amplifier Gain (dB)

Site: AC1	Time: 2017/07/29 - 07:36
Limit: FCC_Part15.209_RE(3m)	Engineer: Kevin Ker
Probe: BBHA9120D_1GHz_18GHz	Polarity: Vertical
EUT: AC220 Wi-Fi AP OD external antenna US	Power: DC 54V
Test Mode: Transmit by 802.11ac-VHT20 at channel 5180MHz Ant 1	

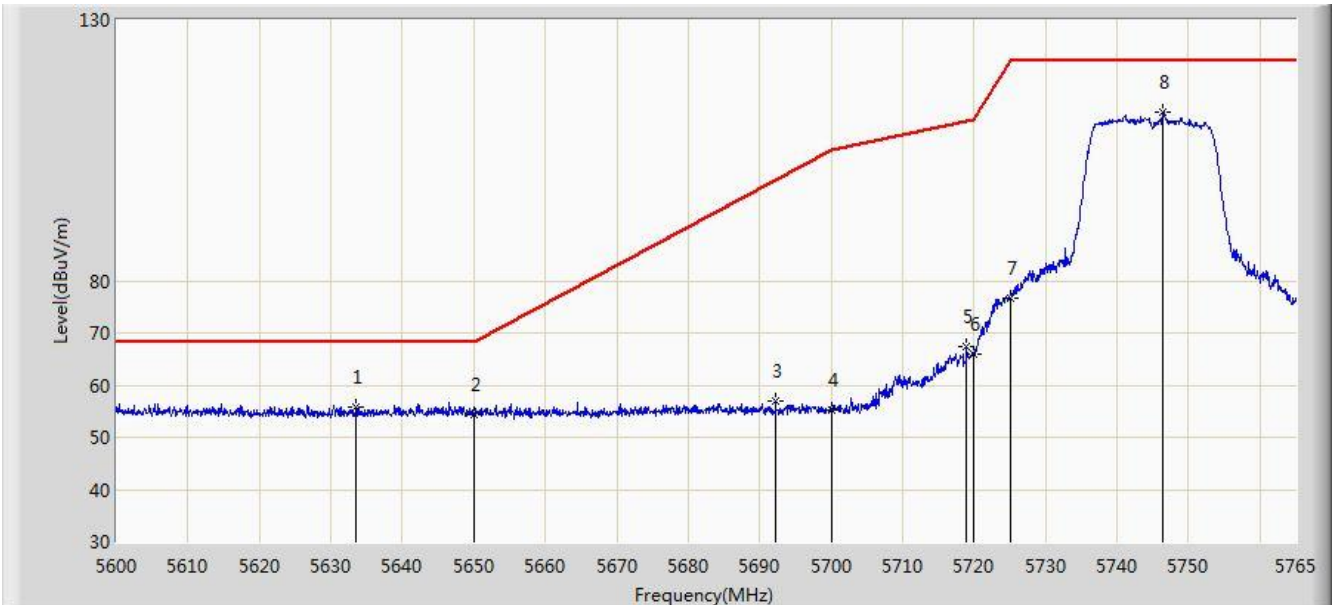


No	Flag	Mark	Frequency (MHz)	Measure Level (dBuV/m)	Reading Level (dBuV)	Margin (dB)	Limit (dBuV/m)	Factor (dB)	Type
1			5150.000	49.092	44.923	-4.908	54.000	4.170	AV
2		*	5182.675	100.668	96.609	N/A	N/A	4.060	AV

Note: Measure Level (dBμV/m) = Reading Level (dBμV) + Factor (dB)

Factor (dB) = Cable Loss (dB) + Antenna Factor (dB) (dB/m) - Pre\_Amplifier Gain (dB)

Site: AC1	Time: 2017/07/29 - 07:52
Limit: FCC_Part15.407_RE(3m)	Engineer: Kevin Ker
Probe: BBHA9120D_1GHz_18GHz	Polarity: Horizontal
EUT: AC220 Wi-Fi AP OD external antenna US	Power: DC 54V
Test Mode: Transmit by 802.11ac-VHT20 at channel 5745MHz Ant 1	

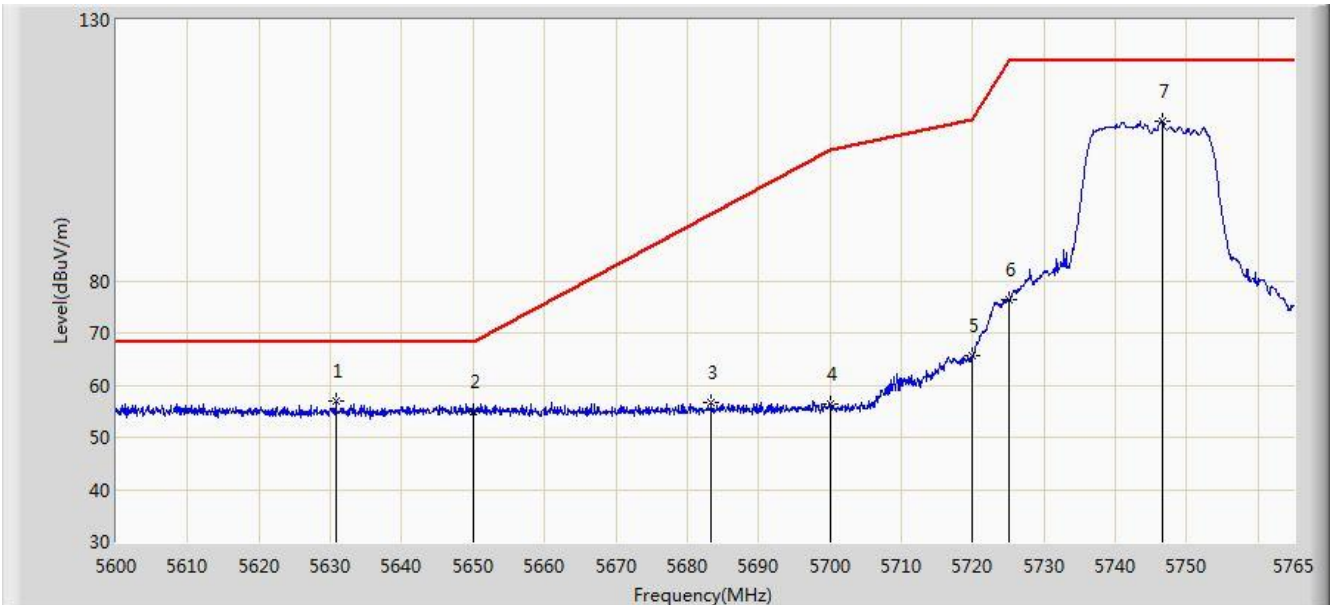


No	Flag	Mark	Frequency (MHz)	Measure Level (dBuV/m)	Reading Level (dBuV)	Margin (dB)	Limit (dBuV/m)	Factor (dB)	Type
1			5633.495	55.936	51.317	-12.264	68.200	4.619	PK
2			5650.000	54.285	49.614	-13.915	68.200	4.671	PK
3			5692.235	56.997	52.160	-43.376	100.373	4.838	PK
4			5700.000	55.239	50.361	-49.961	105.200	4.878	PK
5			5718.965	67.450	62.460	-43.060	110.511	4.990	PK
6			5720.000	65.896	60.899	-44.904	110.800	4.997	PK
7			5725.000	76.694	71.665	-45.506	122.200	5.029	PK
8		*	5746.437	112.175	107.012	N/A	N/A	5.163	PK

Note: Measure Level (dBμV/m) = Reading Level (dBμV) + Factor (dB)

Factor (dB) = Cable Loss (dB) + Antenna Factor (dB) (dB/m) - Pre\_Amplifier Gain (dB)

Site: AC1	Time: 2017/07/29 - 07:54
Limit: FCC_Part15.407_RE(3m)	Engineer: Kevin Ker
Probe: BBHA9120D_1GHz_18GHz	Polarity: Vertical
EUT: AC220 Wi-Fi AP OD external antenna US	Power: DC 54V
Test Mode: Transmit by 802.11ac-VHT20 at channel 5745MHz Ant 1	

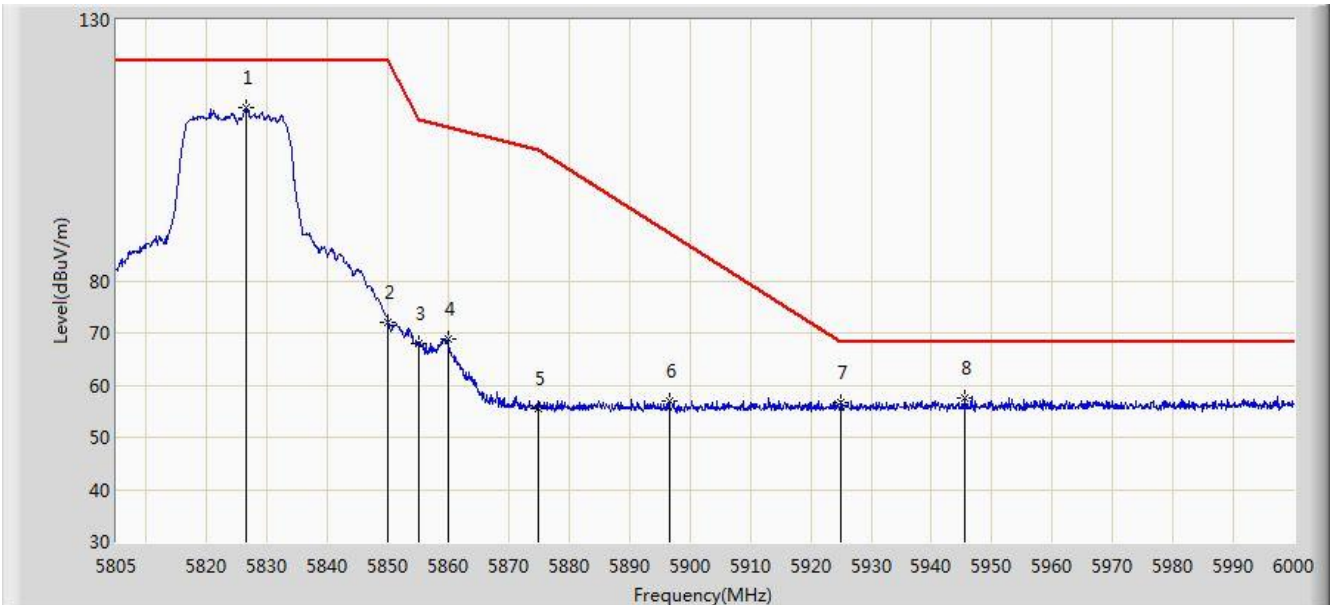


No	Flag	Mark	Frequency (MHz)	Measure Level (dBuV/m)	Reading Level (dBuV)	Margin (dB)	Limit (dBuV/m)	Factor (dB)	Type
1			5630.772	56.872	52.261	-11.328	68.200	4.611	PK
2			5650.000	55.048	50.377	-13.152	68.200	4.671	PK
3			5683.325	56.777	51.976	-38.049	94.825	4.800	PK
4			5700.000	56.457	51.579	-48.743	105.200	4.878	PK
5			5720.000	65.626	60.629	-45.174	110.800	4.997	PK
6			5725.000	76.482	71.453	-45.718	122.200	5.029	PK
7		*	5746.520	110.605	105.441	N/A	N/A	5.163	PK

Note: Measure Level (dB $\mu$ V/m) = Reading Level (dB $\mu$ V) + Factor (dB)

Factor (dB) = Cable Loss (dB) + Antenna Factor (dB) (dB/m) - Pre\_Amplifier Gain (dB)

Site: AC1	Time: 2017/07/29 - 07:57
Limit: FCC_Part15.407_RE(3m)	Engineer: Kevin Ker
Probe: BBHA9120D_1GHz_18GHz	Polarity: Horizontal
EUT: AC220 Wi-Fi AP OD external antenna US	Power: DC 54V
Test Mode: Transmit by 802.11ac-VHT20 at channel 5825MHz Ant 1	

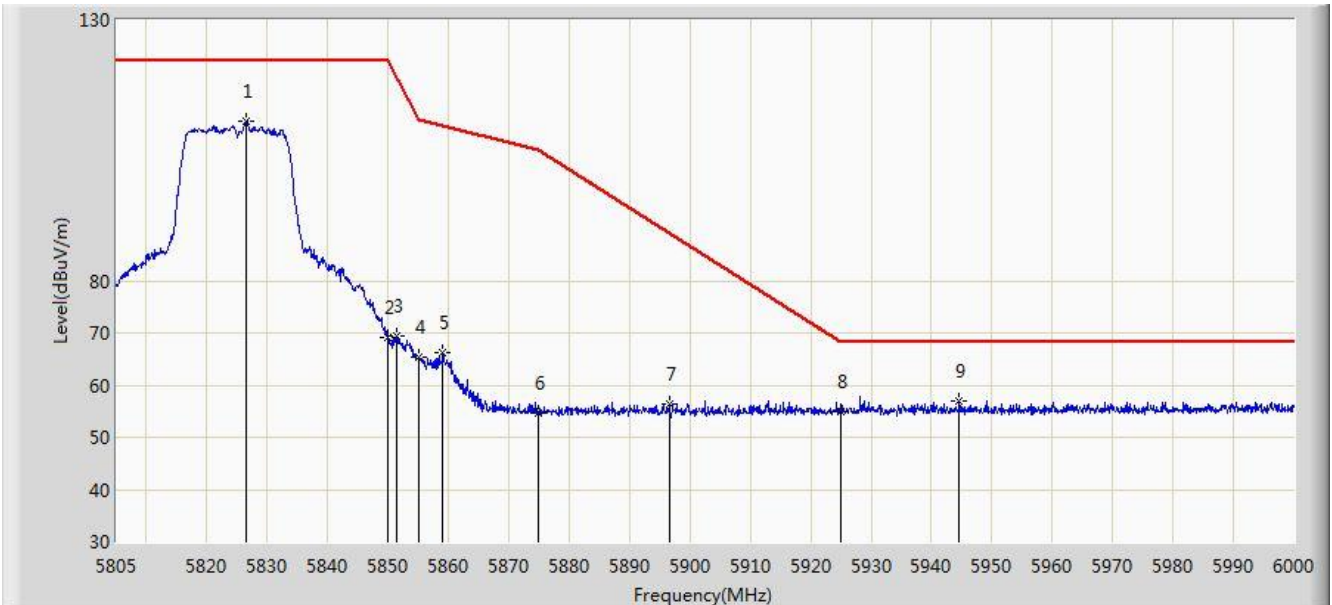


No	Flag	Mark	Frequency (MHz)	Measure Level (dBuV/m)	Reading Level (dBuV)	Margin (dB)	Limit (dBuV/m)	Factor (dB)	Type
1		*	5826.450	113.153	107.557	N/A	N/A	5.596	PK
2			5850.000	72.028	66.302	-50.172	122.200	5.726	PK
3			5855.000	67.832	62.086	-42.968	110.800	5.746	PK
4			5859.893	68.792	63.026	-40.636	109.428	5.766	PK
5			5875.000	55.582	49.762	-49.618	105.200	5.820	PK
6			5896.553	56.896	51.002	-34.823	91.718	5.893	PK
7			5925.000	56.758	50.792	-11.442	68.200	5.967	PK
8			5945.595	57.500	51.483	-10.700	68.200	6.018	PK

Note: Measure Level (dB $\mu$ V/m) = Reading Level (dB $\mu$ V) + Factor (dB)

Factor (dB) = Cable Loss (dB) + Antenna Factor (dB) (dB/m) - Pre\_Amplifier Gain (dB)

Site: AC1	Time: 2017/07/29 - 08:02
Limit: FCC_Part15.407_RE(3m)	Engineer: Kevin Ker
Probe: BBHA9120D_1GHz_18GHz	Polarity: Vertical
EUT: AC220 Wi-Fi AP OD external antenna US	Power: DC 54V
Test Mode: Transmit by 802.11ac-VHT20 at channel 5825MHz Ant 1	



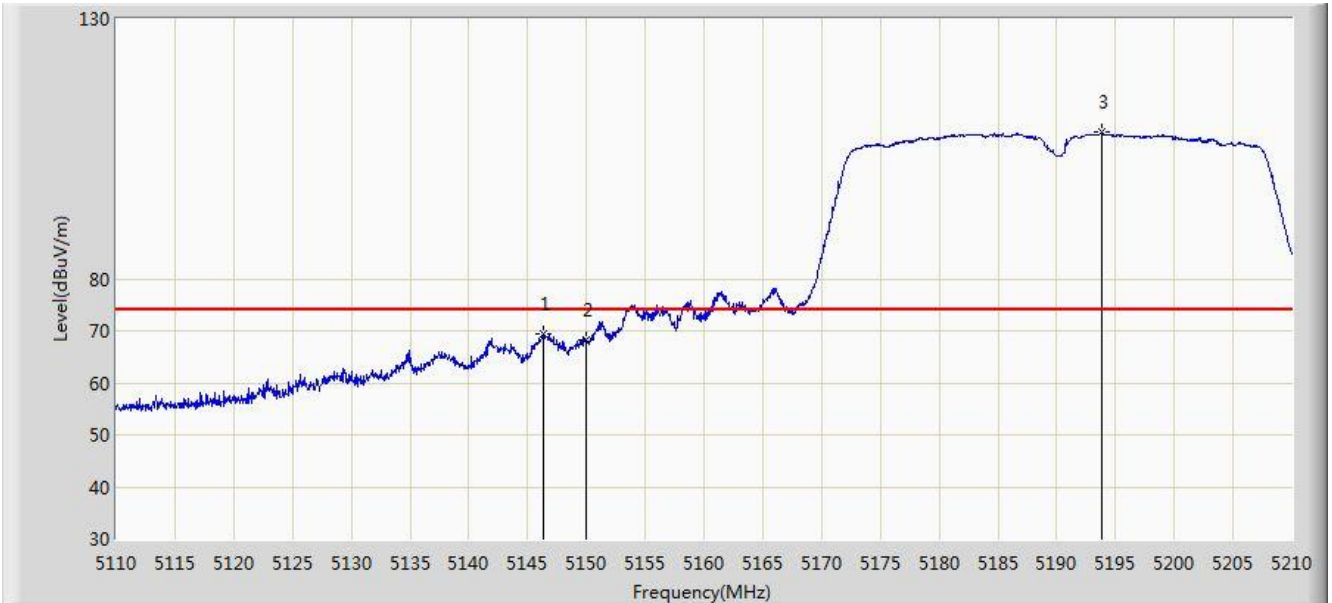
No	Flag	Mark	Frequency (MHz)	Measure Level (dBuV/m)	Reading Level (dBuV)	Margin (dB)	Limit (dBuV/m)	Factor (dB)	Type
1		*	5826.547	110.633	105.036	N/A	N/A	5.596	PK
2			5850.000	69.020	63.294	-53.180	122.200	5.726	PK
3			5851.312	69.321	63.590	-49.887	119.208	5.731	PK
4			5855.000	65.267	59.521	-45.533	110.800	5.746	PK
5			5859.112	66.292	60.529	-43.355	109.647	5.764	PK
6			5875.000	54.502	48.682	-50.698	105.200	5.820	PK
7			5896.553	56.408	50.514	-35.311	91.718	5.893	PK
8			5925.000	54.969	49.003	-13.231	68.200	5.967	PK
9			5944.620	56.886	50.871	-11.314	68.200	6.015	PK

Note: Measure Level (dB $\mu$ V/m) = Reading Level (dB $\mu$ V) + Factor (dB)

Factor (dB) = Cable Loss (dB) + Antenna Factor (dB) (dB/m) - Pre\_Amplifier Gain (dB)



Site: AC1	Time: 2017/07/29 - 08:07
Limit: FCC_Part15.209_RE(3m)	Engineer: Kevin Ker
Probe: BBHA9120D_1GHz_18GHz	Polarity: Horizontal
EUT: AC220 Wi-Fi AP OD external antenna US	Power: DC 54V
Test Mode: Transmit by 802.11ac-VHT40 at channel 5190MHz Ant 1	

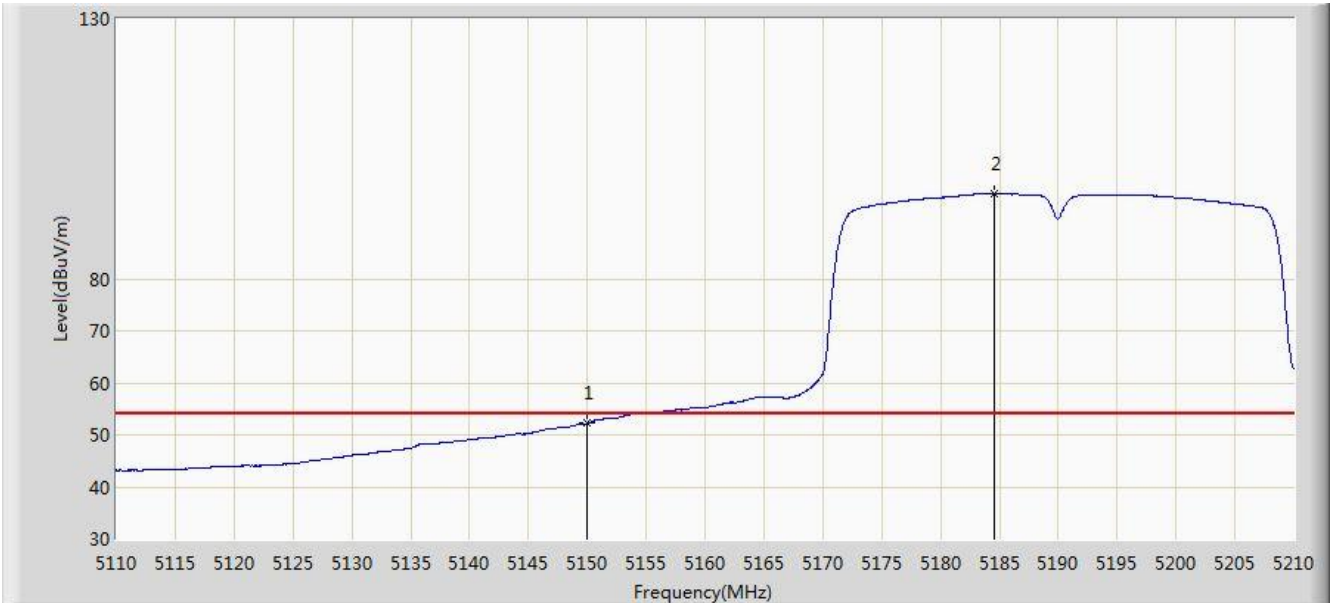


No	Flag	Mark	Frequency (MHz)	Measure Level (dBuV/m)	Reading Level (dBuV)	Margin (dB)	Limit (dBuV/m)	Factor (dB)	Type
1			5146.300	69.460	65.284	-4.540	74.000	4.176	PK
2			5150.000	68.215	64.046	-5.785	74.000	4.170	PK
3		*	5193.850	108.122	104.102	N/A	N/A	4.020	PK

Note: Measure Level (dB $\mu$ V/m) = Reading Level (dB $\mu$ V) + Factor (dB)

Factor (dB) = Cable Loss (dB) + Antenna Factor (dB) (dB/m) - Pre\_Amplifier Gain (dB)

Site: AC1	Time: 2017/07/29 - 08:07
Limit: FCC_Part15.209_RE(3m)	Engineer: Kevin Ker
Probe: BBHA9120D_1GHz_18GHz	Polarity: Horizontal
EUT: AC220 Wi-Fi AP OD external antenna US	Power: DC 54V
Test Mode: Transmit by 802.11ac-VHT40 at channel 5190MHz Ant 1	

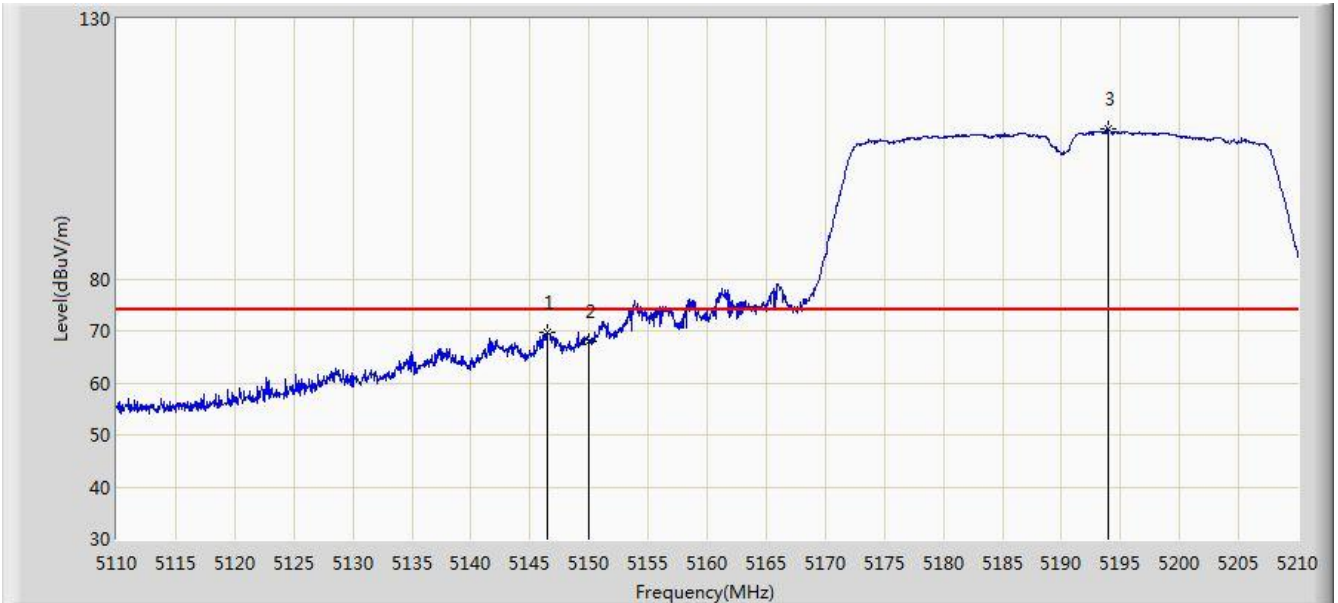


No	Flag	Mark	Frequency (MHz)	Measure Level (dBuV/m)	Reading Level (dBuV)	Margin (dB)	Limit (dBuV/m)	Factor (dB)	Type
1			5150.000	52.216	48.047	-1.784	54.000	4.170	AV
2		*	5184.600	96.359	92.306	N/A	N/A	4.052	AV

Note: Measure Level (dB $\mu$ V/m) = Reading Level (dB $\mu$ V) + Factor (dB)

Factor (dB) = Cable Loss (dB) + Antenna Factor (dB) (dB/m) - Pre\_Amplifier Gain (dB)

Site: AC1	Time: 2017/07/29 - 08:06
Limit: FCC_Part15.209_RE(3m)	Engineer: Kevin Ker
Probe: BBHA9120D_1GHz_18GHz	Polarity: Vertical
EUT: AC220 Wi-Fi AP OD external antenna US	Power: DC 54V
Test Mode: Transmit by 802.11ac-VHT40 at channel 5190MHz Ant 1	

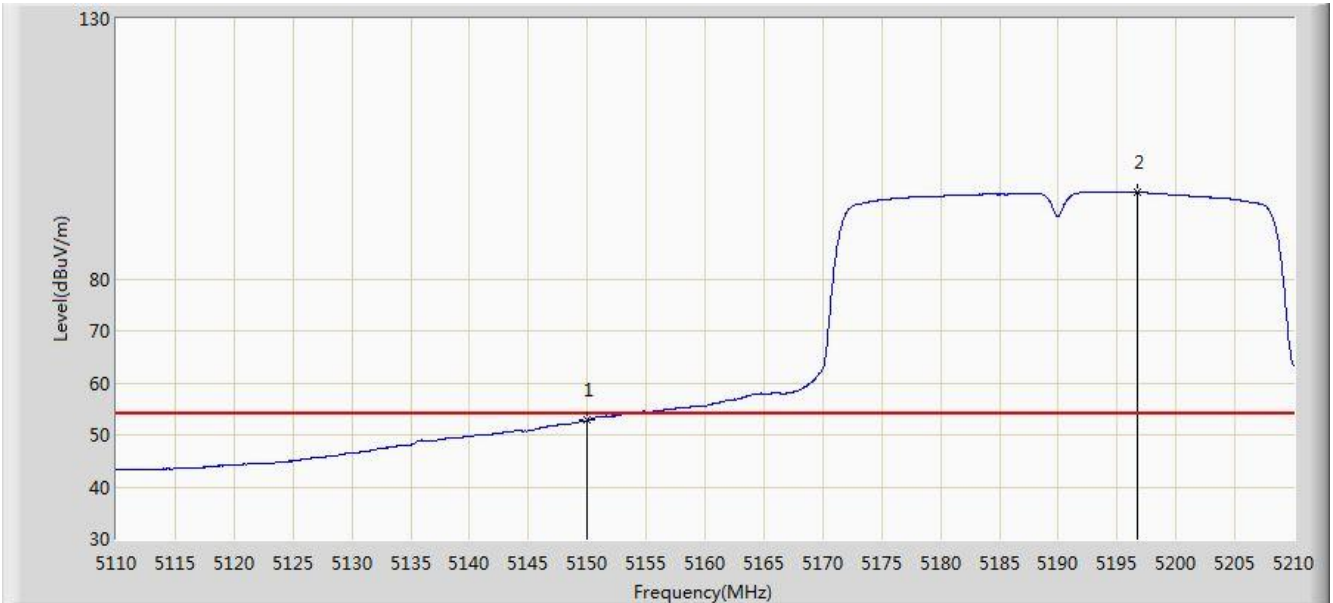


No	Flag	Mark	Frequency (MHz)	Measure Level (dBuV/m)	Reading Level (dBuV)	Margin (dB)	Limit (dBuV/m)	Factor (dB)	Type
1			5146.500	69.751	65.575	-4.249	74.000	4.176	PK
2			5150.000	68.036	63.867	-5.964	74.000	4.170	PK
3		*	5193.950	108.743	104.724	N/A	N/A	4.019	PK

Note: Measure Level (dB $\mu$ V/m) = Reading Level (dB $\mu$ V) + Factor (dB)

Factor (dB) = Cable Loss (dB) + Antenna Factor (dB) (dB/m) - Pre\_Amplifier Gain (dB)

Site: AC1	Time: 2017/07/29 - 08:04
Limit: FCC_Part15.209_RE(3m)	Engineer: Kevin Ker
Probe: BBHA9120D_1GHz_18GHz	Polarity: Vertical
EUT: AC220 Wi-Fi AP OD external antenna US	Power: DC 54V
Test Mode: Transmit by 802.11ac-VHT40 at channel 5190MHz Ant 1	

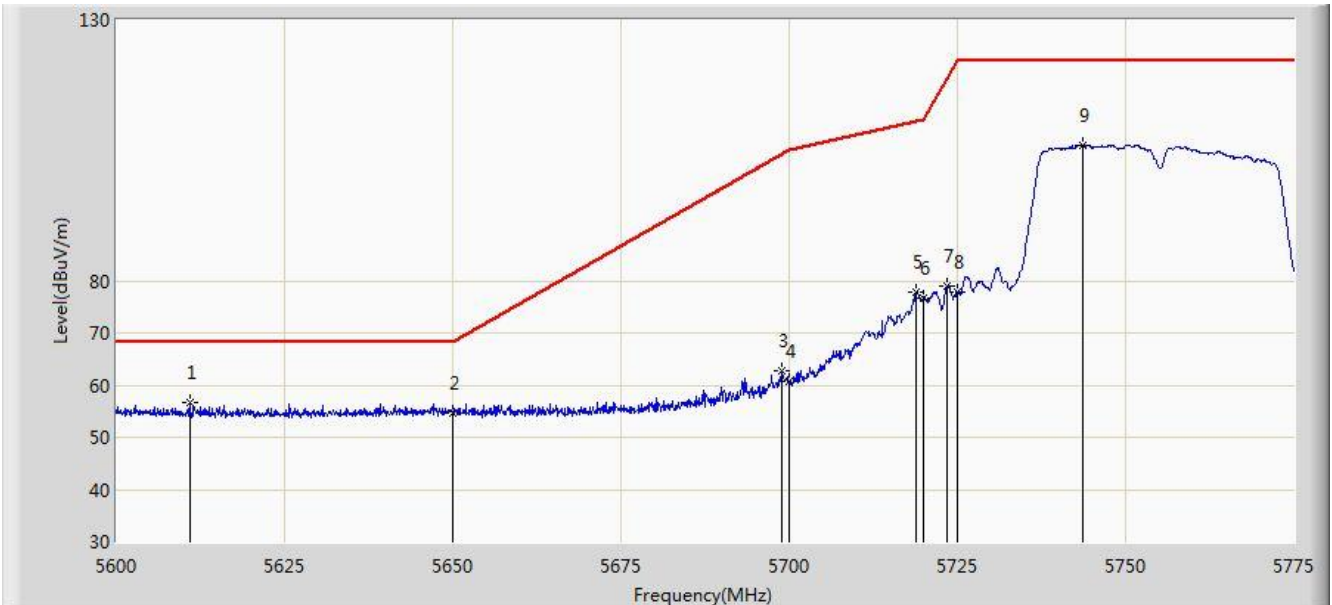


No	Flag	Mark	Frequency (MHz)	Measure Level (dBuV/m)	Reading Level (dBuV)	Margin (dB)	Limit (dBuV/m)	Factor (dB)	Type
1			5150.000	52.813	48.644	-1.187	54.000	4.170	AV
2		*	5196.750	96.726	92.717	N/A	N/A	4.010	AV

Note: Measure Level (dB $\mu$ V/m) = Reading Level (dB $\mu$ V) + Factor (dB)

Factor (dB) = Cable Loss (dB) + Antenna Factor (dB) (dB/m) - Pre\_Amplifier Gain (dB)

Site: AC1	Time: 2017/07/29 - 10:38
Limit: FCC_Part15.407_RE(3m)	Engineer: Kevin Ker
Probe: BBHA9120D_1GHz_18GHz	Polarity: Horizontal
EUT: AC220 Wi-Fi AP OD external antenna US	Power: DC 54V
Test Mode: Transmit by 802.11ac-VHT40 at channel 5755MHz Ant 1	

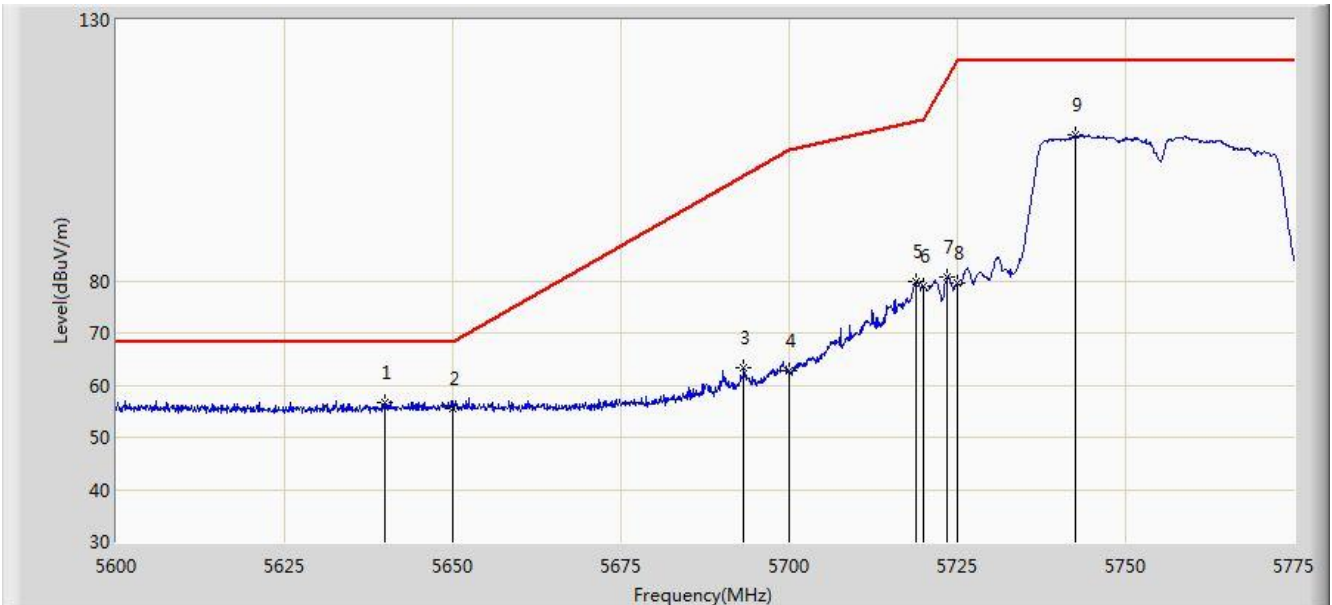


No	Flag	Mark	Frequency (MHz)	Measure Level (dBuV/m)	Reading Level (dBuV)	Margin (dB)	Limit (dBuV/m)	Factor (dB)	Type
1			5610.937	56.715	52.161	-11.485	68.200	4.555	PK
2			5650.000	54.744	50.073	-13.456	68.200	4.671	PK
3			5698.962	62.749	57.876	-41.806	104.555	4.872	PK
4			5700.000	60.590	55.712	-44.610	105.200	4.878	PK
5			5718.825	77.695	72.706	-32.776	110.472	4.990	PK
6			5720.000	76.781	71.784	-34.019	110.800	4.997	PK
7			5723.550	79.039	74.019	-39.856	118.895	5.020	PK
8			5725.000	77.863	72.834	-44.337	122.200	5.029	PK
9		*	5743.587	106.003	100.856	N/A	N/A	5.147	PK

Note: Measure Level (dBuV/m) = Reading Level (dBuV) + Factor (dB)

Factor (dB) = Cable Loss (dB) + Antenna Factor (dB) (dB/m) - Pre\_Amplifier Gain (dB)

Site: AC1	Time: 2017/07/29 - 10:47
Limit: FCC_Part15.407_RE(3m)	Engineer: Kevin Ker
Probe: BBHA9120D_1GHz_18GHz	Polarity: Vertical
EUT: AC220 Wi-Fi AP OD external antenna US	Power: DC 54V
Test Mode: Transmit by 802.11ac-VHT40 at channel 5755MHz Ant 1	

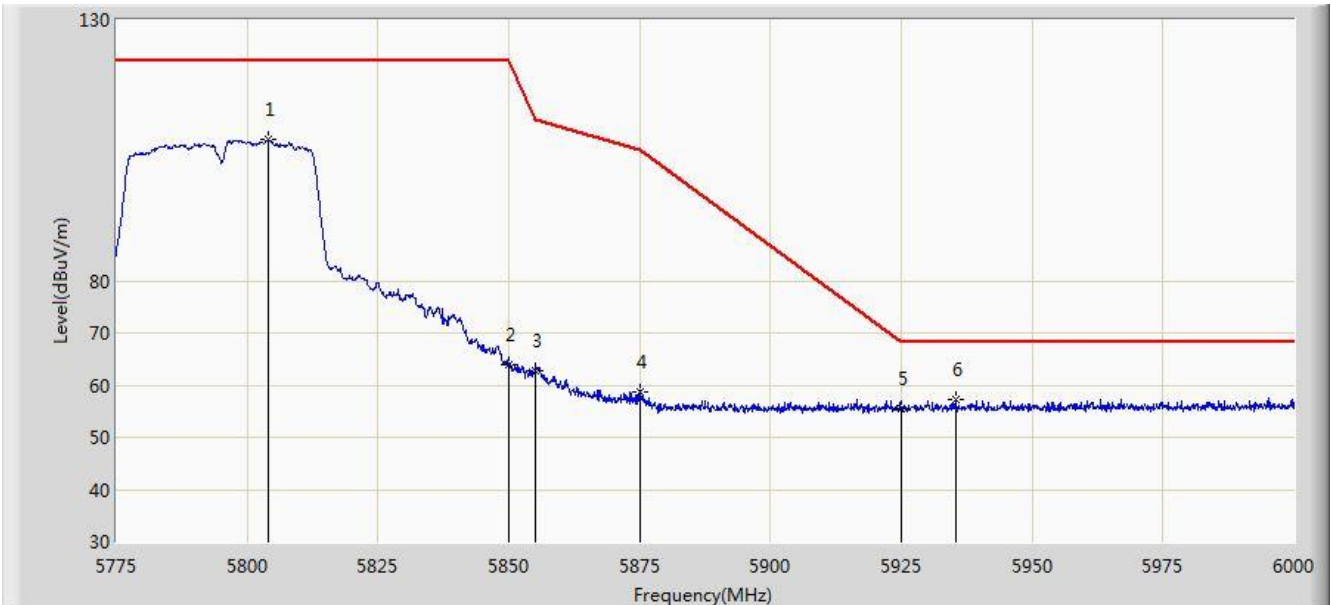


No	Flag	Mark	Frequency (MHz)	Measure Level (dBuV/m)	Reading Level (dBuV)	Margin (dB)	Limit (dBuV/m)	Factor (dB)	Type
1			5639.812	56.667	52.030	-11.533	68.200	4.638	PK
2			5650.000	55.509	50.838	-12.691	68.200	4.671	PK
3			5693.275	63.472	58.629	-37.548	101.020	4.843	PK
4			5700.000	62.823	57.945	-42.377	105.200	4.878	PK
5			5718.913	79.911	74.921	-30.585	110.496	4.990	PK
6			5720.000	78.901	73.904	-31.899	110.800	4.997	PK
7			5723.550	80.868	75.848	-38.027	118.895	5.020	PK
8			5725.000	79.440	74.411	-42.760	122.200	5.029	PK
9		*	5742.450	107.877	102.737	N/A	N/A	5.140	PK

Note: Measure Level (dBuV/m) = Reading Level (dBuV) + Factor (dB)

Factor (dB) = Cable Loss (dB) + Antenna Factor (dB) (dB/m) - Pre\_Amplifier Gain (dB)

Site: AC1	Time: 2017/07/29 - 10:55
Limit: FCC_Part15.407_RE(3m)	Engineer: Kevin Ker
Probe: BBHA9120D_1GHz_18GHz	Polarity: Horizontal
EUT: AC220 Wi-Fi AP OD external antenna US	Power: DC 54V
Test Mode: Transmit by 802.11ac-VHT40 at channel 5795MHz Ant 1	

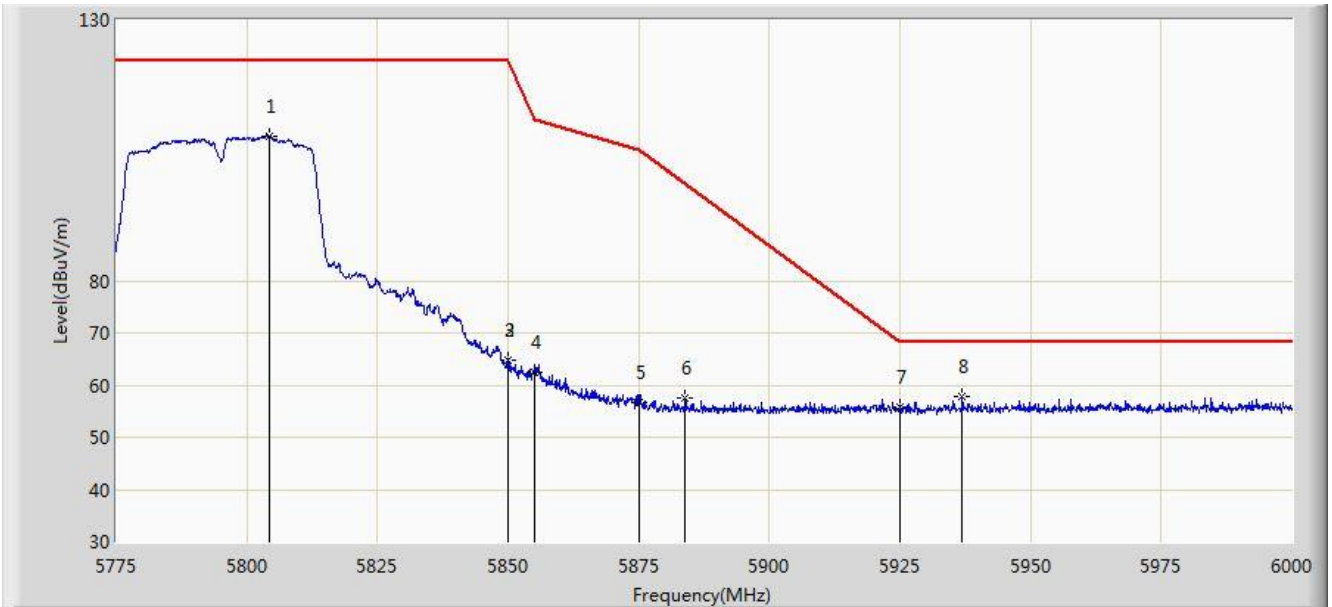


No	Flag	Mark	Frequency (MHz)	Measure Level (dBuV/m)	Reading Level (dBuV)	Margin (dB)	Limit (dBuV/m)	Factor (dB)	Type
1		*	5804.025	106.962	101.495	N/A	N/A	5.468	PK
2			5850.000	63.893	58.167	-58.307	122.200	5.726	PK
3			5855.000	62.836	57.090	-47.964	110.800	5.746	PK
4			5875.000	58.664	52.844	-46.536	105.200	5.820	PK
5			5925.000	55.638	49.672	-12.562	68.200	5.967	PK
6			5935.425	57.175	51.183	-11.025	68.200	5.993	PK

Note: Measure Level (dB $\mu$ V/m) = Reading Level (dB $\mu$ V) + Factor (dB)

Factor (dB) = Cable Loss (dB) + Antenna Factor (dB) (dB/m) - Pre\_Amplifier Gain (dB)

Site: AC1	Time: 2017/07/29 - 11:01
Limit: FCC_Part15.407_RE(3m)	Engineer: Kevin Ker
Probe: BBHA9120D_1GHz_18GHz	Polarity: Vertical
EUT: AC220 Wi-Fi AP OD external antenna US	Power: DC 54V
Test Mode: Transmit by 802.11ac-VHT40 at channel 5795MHz Ant 1	



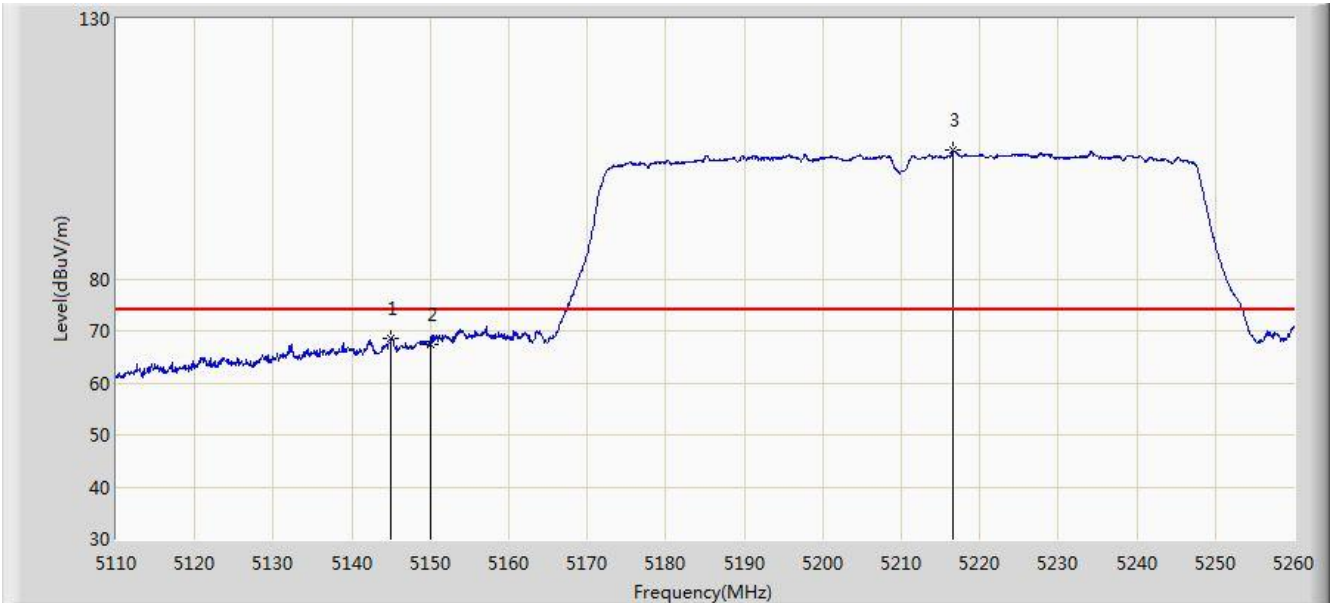
No	Flag	Mark	Frequency (MHz)	Measure Level (dBuV/m)	Reading Level (dBuV)	Margin (dB)	Limit (dBuV/m)	Factor (dB)	Type
1		*	5804.250	107.810	102.341	N/A	N/A	5.469	PK
2			5850.000	64.738	59.012	-57.462	122.200	5.726	PK
3			5850.000	64.738	59.012	-57.462	122.200	5.726	PK
4			5855.000	62.581	56.835	-48.219	110.800	5.746	PK
5			5875.000	56.558	50.738	-48.642	105.200	5.820	PK
6			5883.900	57.397	51.547	-42.230	99.627	5.850	PK
7			5925.000	55.818	49.852	-12.382	68.200	5.967	PK
8			5936.888	57.723	51.727	-10.477	68.200	5.996	PK

Note: Measure Level (dBμV/m) = Reading Level (dBμV) + Factor (dB)

Factor (dB) = Cable Loss (dB) + Antenna Factor (dB) (dB/m) - Pre\_Amplifier Gain (dB)



Site: AC1	Time: 2017/07/29 - 11:13
Limit: FCC_Part15.209_RE(3m)	Engineer: Kevin Ker
Probe: BBHA9120D_1GHz_18GHz	Polarity: Horizontal
EUT: AC220 Wi-Fi AP OD external antenna US	Power: DC 54V
Test Mode: Transmit by 802.11ac-VHT80 at channel 5210MHz Ant 1	

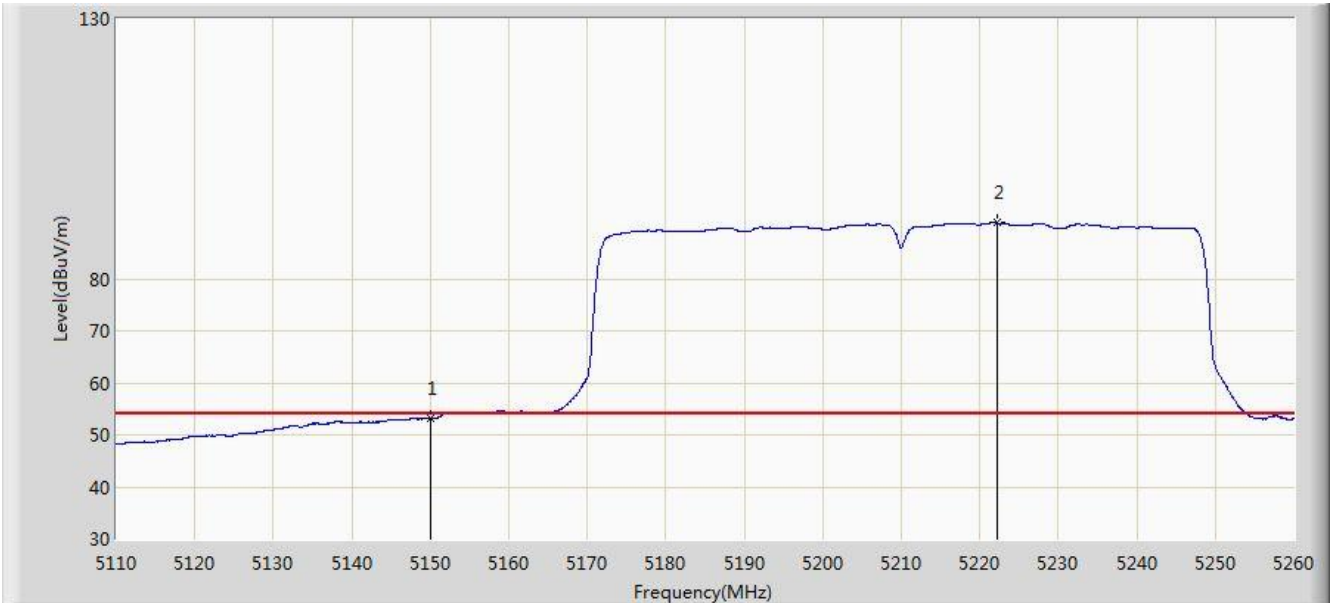


No	Flag	Mark	Frequency (MHz)	Measure Level (dBuV/m)	Reading Level (dBuV)	Margin (dB)	Limit (dBuV/m)	Factor (dB)	Type
1			5144.950	68.406	64.230	-5.594	74.000	4.175	PK
2			5150.000	67.501	63.332	-6.499	74.000	4.170	PK
3		*	5216.650	104.710	100.761	N/A	N/A	3.949	PK

Note: Measure Level (dB $\mu$ V/m) = Reading Level (dB $\mu$ V) + Factor (dB)

Factor (dB) = Cable Loss (dB) + Antenna Factor (dB) (dB/m) - Pre\_Amplifier Gain (dB)

Site: AC1	Time: 2017/07/29 - 11:15
Limit: FCC_Part15.209_RE(3m)	Engineer: Kevin Ker
Probe: BBHA9120D_1GHz_18GHz	Polarity: Horizontal
EUT: AC220 Wi-Fi AP OD external antenna US	Power: DC 54V
Test Mode: Transmit by 802.11ac-VHT80 at channel 5210MHz Ant 1	

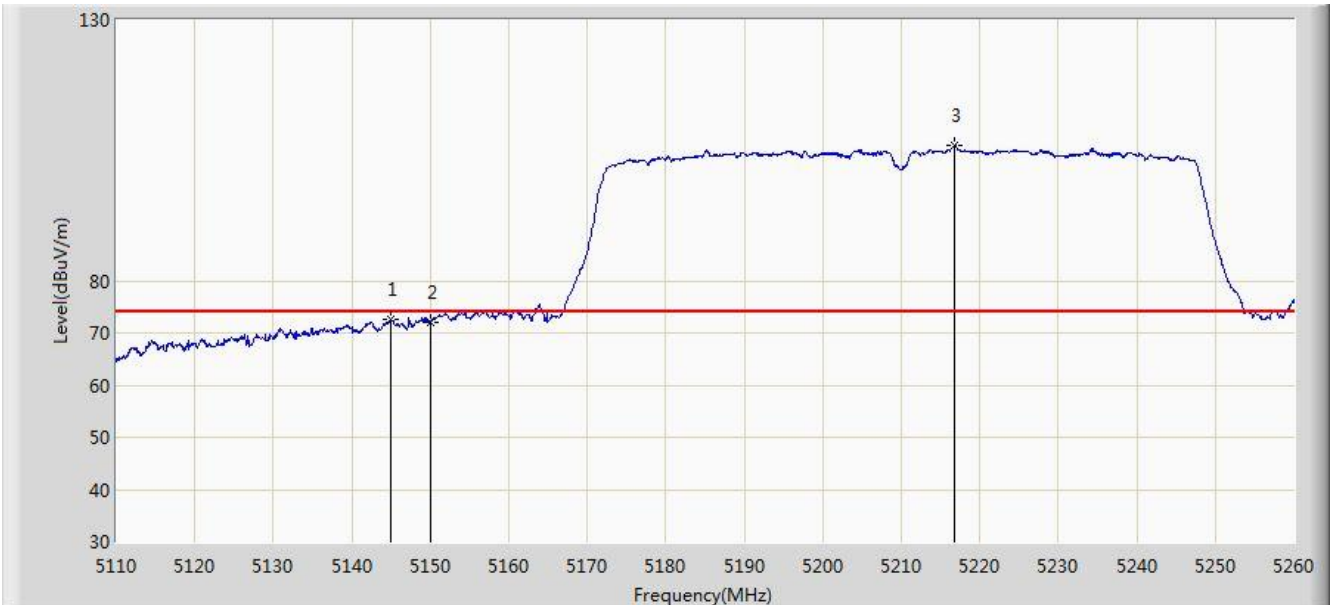


No	Flag	Mark	Frequency (MHz)	Measure Level (dBuV/m)	Reading Level (dBuV)	Margin (dB)	Limit (dBuV/m)	Factor (dB)	Type
1			5150.000	53.231	49.062	-0.769	54.000	4.170	AV
2		*	5222.125	90.749	86.816	N/A	N/A	3.933	AV

Note: Measure Level (dBμV/m) = Reading Level (dBμV) + Factor (dB)

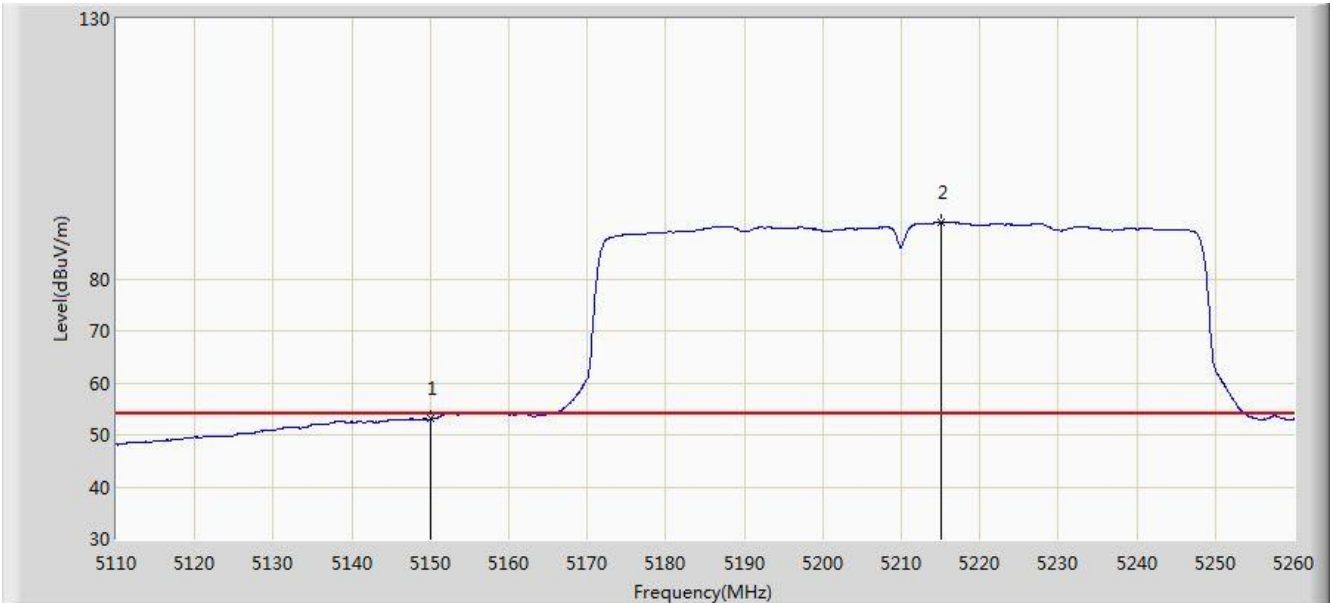
Factor (dB) = Cable Loss (dB) + Antenna Factor (dB) (dB/m) - Pre\_Amplifier Gain (dB)

Site: AC1	Time: 2017/07/29 - 11:05
Limit: FCC_Part15.209_RE(3m)	Engineer: Kevin Ker
Probe: BBHA9120D_1GHz_18GHz	Polarity: Vertical
EUT: AC220 Wi-Fi AP OD external antenna US	Power: DC 54V
Note: Transmit by 802.11ac-VHT80 at channel 5210MHz Ant 1	



No	Flag	Mark	Frequency (MHz)	Measure Level (dBuV/m)	Reading Level (dBuV)	Margin (dB)	Limit (dBuV/m)	Factor (dB)	Type
1			5145.025	72.466	68.290	-1.534	74.000	4.176	PK
2			5150.000	72.133	67.964	-1.867	74.000	4.170	PK
3		*	5216.800	105.928	101.980	N/A	N/A	3.949	PK

Site: AC1	Time: 2017/07/29 - 11:12
Limit: FCC_Part15.209_RE(3m)	Engineer: Kevin Ker
Probe: BBHA9120D_1GHz_18GHz	Polarity: Vertical
EUT: AC220 Wi-Fi AP OD external antenna US	Power: DC 54V
Test Mode: Transmit by 802.11ac-VHT80 at channel 5210MHz Ant 1	

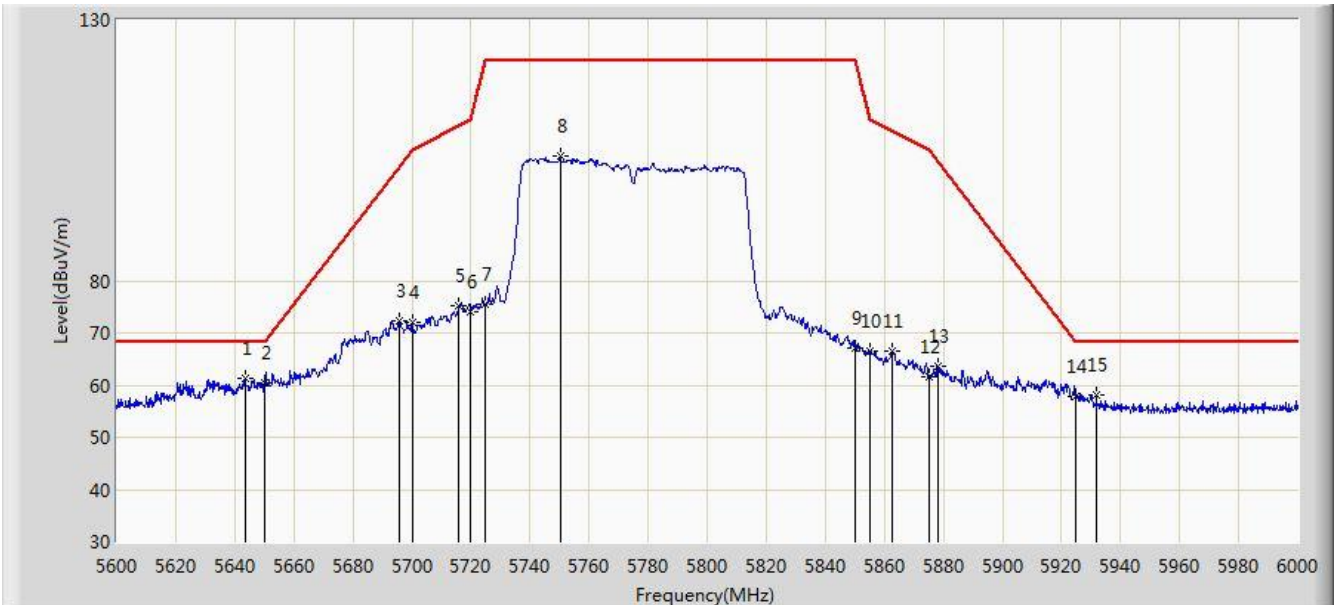


No	Flag	Mark	Frequency (MHz)	Measure Level (dBuV/m)	Reading Level (dBuV)	Margin (dB)	Limit (dBuV/m)	Factor (dB)	Type
1			5150.000	53.047	48.878	-0.953	54.000	4.170	AV
2		*	5215.150	90.788	86.835	N/A	N/A	3.954	AV

Note: Measure Level (dBμV/m) = Reading Level (dBμV) + Factor (dB)

Factor (dB) = Cable Loss (dB) + Antenna Factor (dB) (dB/m) - Pre\_Amplifier Gain (dB)

Site: AC1	Time: 2017/07/29 - 13:25
Limit: FCC_Part15.407_RE(3m)	Engineer: Kevin Ker
Probe: BBHA9120D_1GHz_18GHz	Polarity: Horizontal
EUT: AC220 Wi-Fi AP OD external antenna US	Power: DC 54V
Test Mode: Transmit by 802.11ac-VHT80 at channel 5775MHz Ant 1	

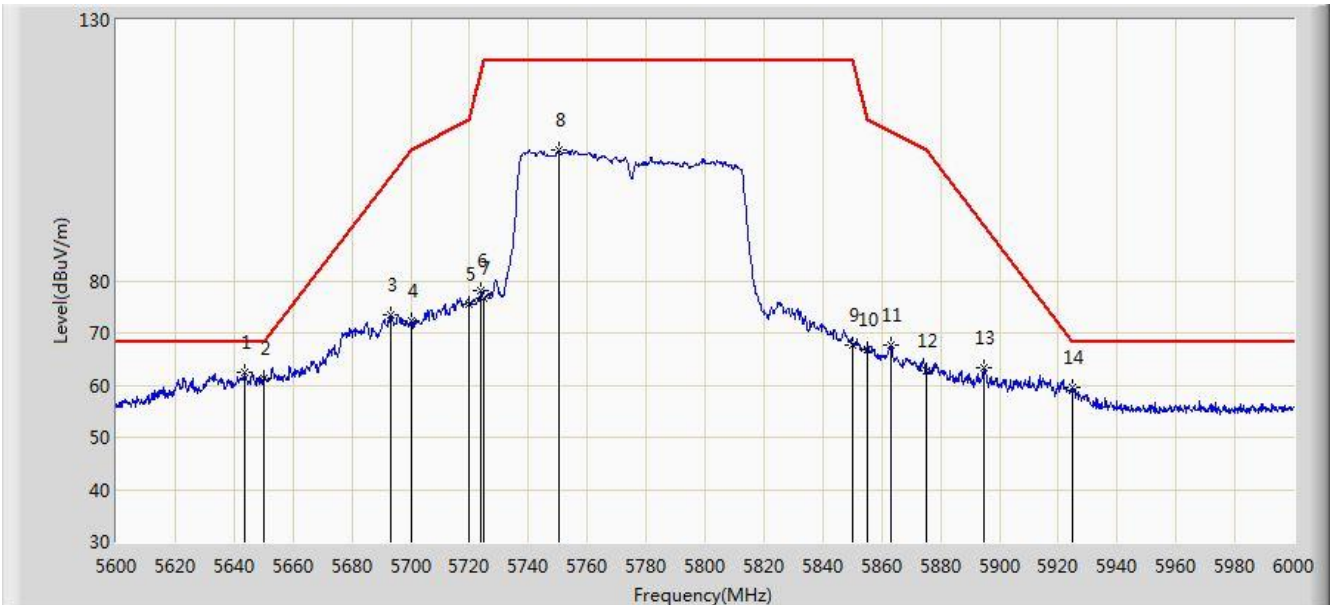


No	Flag	Mark	Frequency (MHz)	Measure Level (dBuV/m)	Reading Level (dBuV)	Margin (dB)	Limit (dBuV/m)	Factor (dB)	Type
1		*	5643.600	61.443	56.793	-6.757	68.200	4.649	PK
2			5650.000	60.455	55.784	-7.745	68.200	4.671	PK
3			5695.800	72.456	67.600	-30.134	102.590	4.856	PK
4			5700.000	72.039	67.161	-33.161	105.200	4.878	PK
5			5716.000	75.327	70.356	-34.354	109.682	4.971	PK
6			5720.000	74.201	69.204	-36.599	110.800	4.997	PK
7			5725.000	75.400	70.371	-46.800	122.200	5.029	PK
8			5750.200	103.781	98.597	N/A	N/A	5.184	PK
9			5850.000	67.188	61.462	-55.012	122.200	5.726	PK
10			5855.000	66.518	60.772	-44.282	110.800	5.746	PK
11			5862.800	66.582	60.804	-42.032	108.614	5.778	PK
12			5875.000	61.596	55.776	-43.604	105.200	5.820	PK
13			5878.400	63.765	57.933	-39.305	103.070	5.831	PK
14			5925.000	57.961	51.995	-10.239	68.200	5.967	PK
15			5931.800	58.253	52.270	-9.947	68.200	5.983	PK

Note: Measure Level (dBuV/m) = Reading Level (dBuV) + Factor (dB)

Factor (dB) = Cable Loss (dB) + Antenna Factor (dB) (dB/m) - Pre\_Amplifier Gain (dB)

Site: AC1	Time: 2017/07/29 - 13:19
Limit: FCC_Part15.407_RE(3m)	Engineer: Kevin Ker
Probe: BBHA9120D_1GHz_18GHz	Polarity: Vertical
EUT: AC220 Wi-Fi AP OD external antenna US	Power: DC 54V
Test Mode: Transmit by 802.11ac-VHT80 at channel 5775MHz Ant 1	

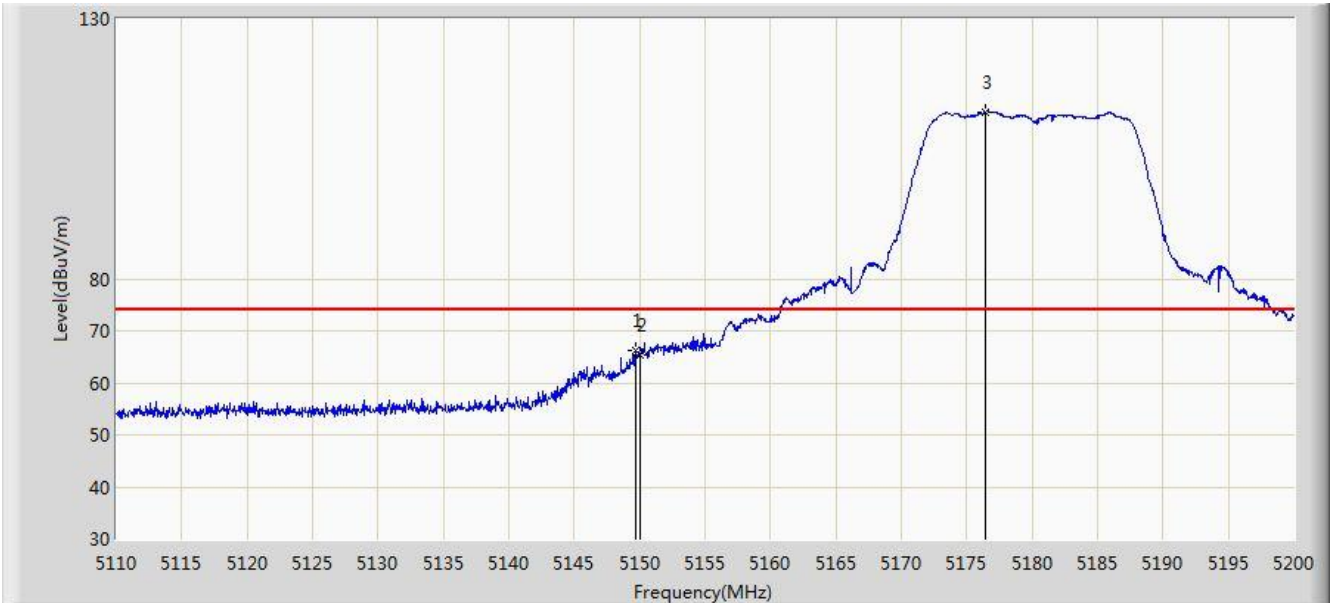


No	Flag	Mark	Frequency (MHz)	Measure Level (dBuV/m)	Reading Level (dBuV)	Margin (dB)	Limit (dBuV/m)	Factor (dB)	Type
1		*	5643.800	62.540	57.890	-5.660	68.200	4.651	PK
2			5650.000	61.341	56.670	-6.859	68.200	4.671	PK
3			5693.000	73.377	68.536	-27.471	100.849	4.841	PK
4			5700.000	72.431	67.553	-32.769	105.200	4.878	PK
5			5720.000	75.648	70.651	-35.152	110.800	4.997	PK
6			5724.000	78.138	73.115	-41.783	119.921	5.022	PK
7			5725.000	76.652	71.623	-45.548	122.200	5.029	PK
8			5750.200	105.119	99.935	N/A	N/A	5.184	PK
9			5850.000	67.779	62.053	-54.421	122.200	5.726	PK
10			5855.000	66.748	61.002	-44.052	110.800	5.746	PK
11			5863.000	67.640	61.861	-40.918	108.558	5.779	PK
12			5875.000	62.720	56.900	-42.480	105.200	5.820	PK
13			5894.800	63.189	57.301	-29.624	92.813	5.888	PK
14			5925.000	59.426	53.460	-8.774	68.200	5.967	PK

Note: Measure Level (dBuV/m) = Reading Level (dBuV) + Factor (dB)

Factor (dB) = Cable Loss (dB) + Antenna Factor (dB) (dB/m) - Pre\_Amplifier Gain (dB)

Site: AC1	Time: 2017/07/29 - 13:52
Limit: FCC_Part15.209_RE(3m)	Engineer: Kevin Ker
Probe: BBHA9120D_1GHz_18GHz	Polarity: Horizontal
EUT: AC220 Wi-Fi AP OD external antenna US	Power: DC 54V
Test Mode: Transmit by 802.11a at channel 5180MHz Ant 2	

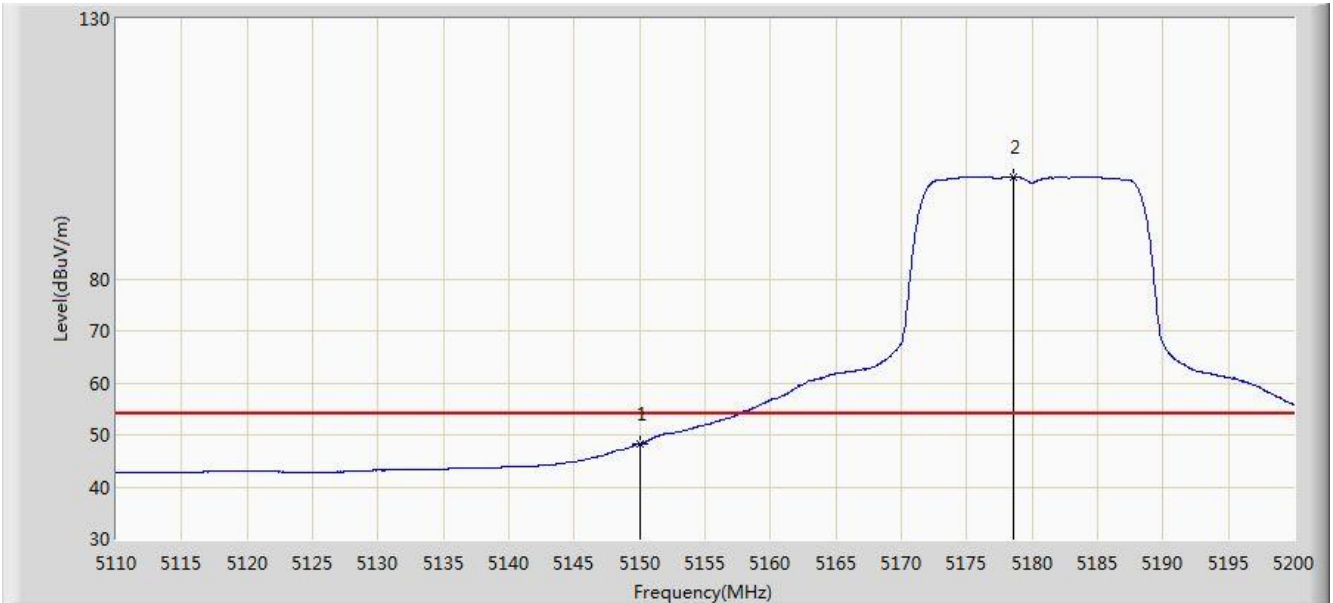


No	Flag	Mark	Frequency (MHz)	Measure Level (dBuV/m)	Reading Level (dBuV)	Margin (dB)	Limit (dBuV/m)	Factor (dB)	Type
1			5149.735	66.123	61.953	-7.877	74.000	4.170	PK
2			5150.000	65.347	61.178	-8.653	74.000	4.170	PK
3		*	5176.465	112.173	108.092	N/A	N/A	4.081	PK

Note: Measure Level (dBμV/m) = Reading Level (dBμV) + Factor (dB)

Factor (dB) = Cable Loss (dB) + Antenna Factor (dB) (dB/m) - Pre\_Amplifier Gain (dB)

Site: AC1	Time: 2017/07/29 - 13:54
Limit: FCC_Part15.209_RE(3m)	Engineer: Kevin Ker
Probe: BBHA9120D_1GHz_18GHz	Polarity: Horizontal
EUT: AC220 Wi-Fi AP OD external antenna US	Power: DC 54V
Test Mode: Transmit by 802.11a at channel 5180MHz Ant 2	



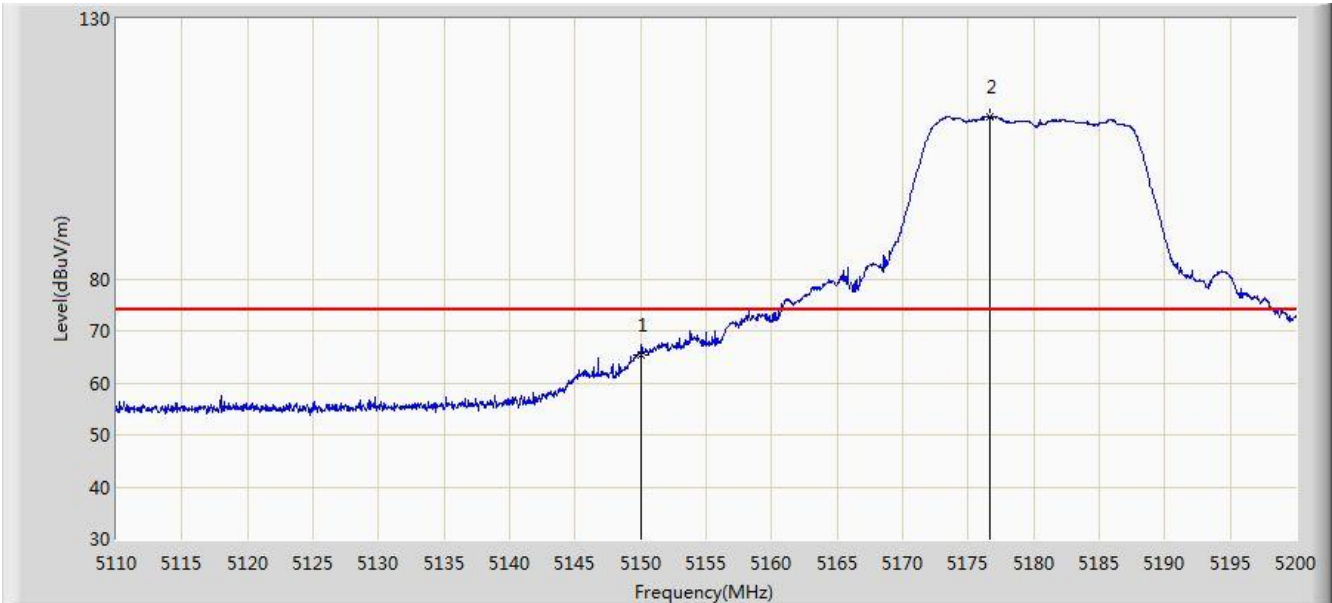
No	Flag	Mark	Frequency (MHz)	Measure Level (dBuV/m)	Reading Level (dBuV)	Margin (dB)	Limit (dBuV/m)	Factor (dB)	Type
1			5150.000	48.226	44.057	-5.774	54.000	4.170	AV
2		*	5178.535	99.644	95.570	N/A	N/A	4.074	AV

Note: Measure Level (dB $\mu$ V/m) = Reading Level (dB $\mu$ V) + Factor (dB)

Factor (dB) = Cable Loss (dB) + Antenna Factor (dB) (dB/m) - Pre\_Amplifier Gain (dB)



Site: AC1	Time: 2017/07/29 - 13:44
Limit: FCC_Part15.209_RE(3m)	Engineer: Kevin Ker
Probe: BBHA9120D_1GHz_18GHz	Polarity: Vertical
EUT: AC220 Wi-Fi AP OD external antenna US	Power: DC 54V
Test Mode: Transmit by 802.11a at channel 5180MHz Ant 2	

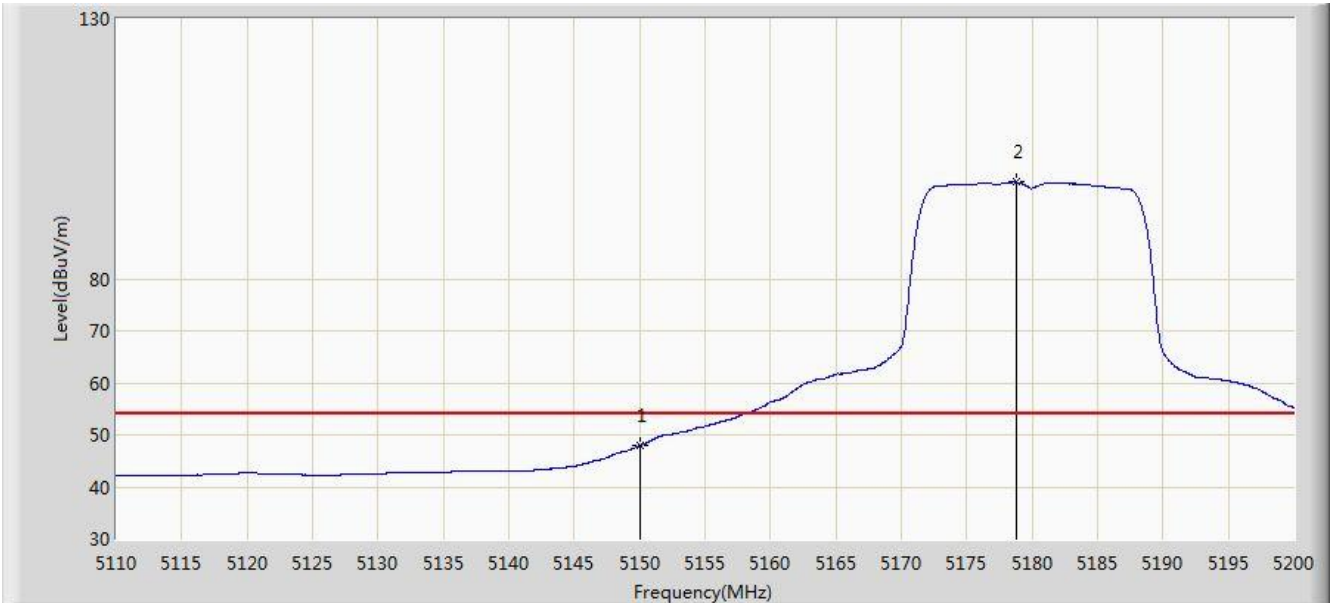


No	Flag	Mark	Frequency (MHz)	Measure Level (dBuV/m)	Reading Level (dBuV)	Margin (dB)	Limit (dBuV/m)	Factor (dB)	Type
1			5150.000	65.460	61.291	-8.540	74.000	4.170	PK
2		*	5176.600	111.217	107.136	N/A	N/A	4.080	PK

Note: Measure Level (dB $\mu$ V/m) = Reading Level (dB $\mu$ V) + Factor (dB)

Factor (dB) = Cable Loss (dB) + Antenna Factor (dB) (dB/m) - Pre\_Amplifier Gain (dB)

Site: AC1	Time: 2017/07/29 - 13:51
Limit: FCC_Part15.209_RE(3m)	Engineer: Kevin Ker
Probe: BBHA9120D_1GHz_18GHz	Polarity: Vertical
EUT: AC220 Wi-Fi AP OD external antenna US	Power: DC 54V
Test Mode: Transmit by 802.11a at channel 5180MHz Ant 2	

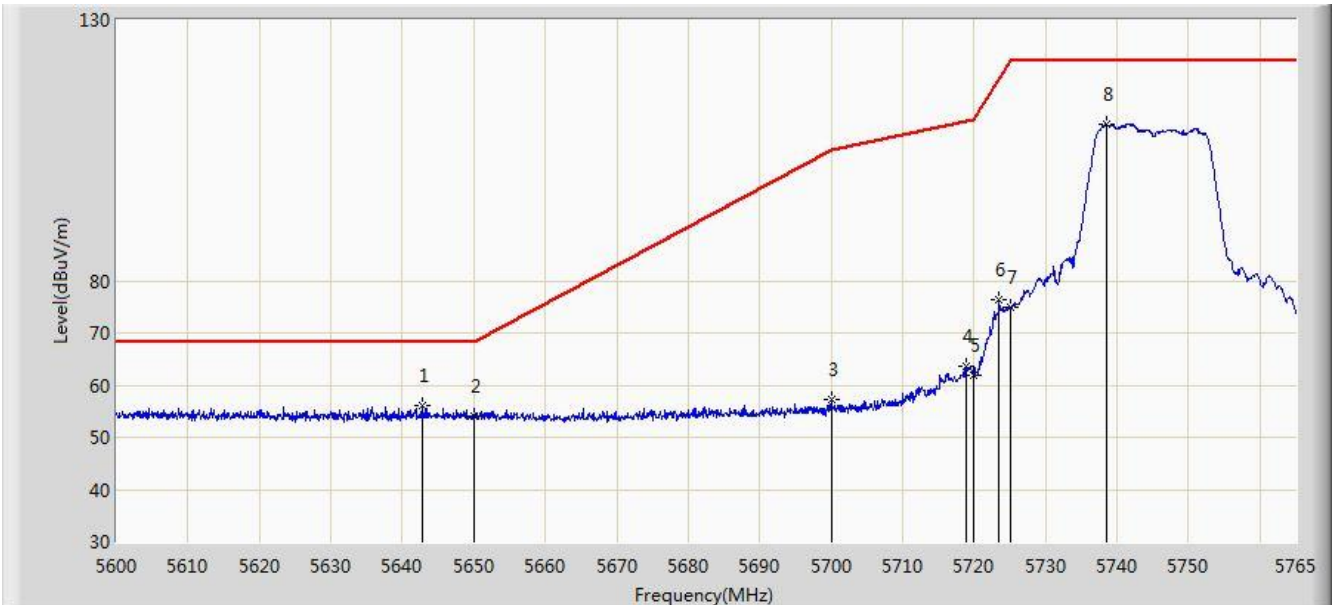


No	Flag	Mark	Frequency (MHz)	Measure Level (dBuV/m)	Reading Level (dBuV)	Margin (dB)	Limit (dBuV/m)	Factor (dB)	Type
1			5150.000	47.906	43.737	-6.094	54.000	4.170	AV
2		*	5178.805	98.554	94.481	N/A	N/A	4.073	AV

Note: Measure Level (dB $\mu$ V/m) = Reading Level (dB $\mu$ V) + Factor (dB)

Factor (dB) = Cable Loss (dB) + Antenna Factor (dB) (dB/m) - Pre\_Amplifier Gain (dB)

Site: AC1	Time: 2017/07/29 - 14:29
Limit: FCC_Part15.407_RE(3m)	Engineer: Kevin Ker
Probe: BBHA9120D_1GHz_18GHz	Polarity: Horizontal
EUT: AC220 Wi-Fi AP OD external antenna US	Power: DC 54V
Test Mode: Transmit by 802.11a at channel 5745MHz Ant 2	

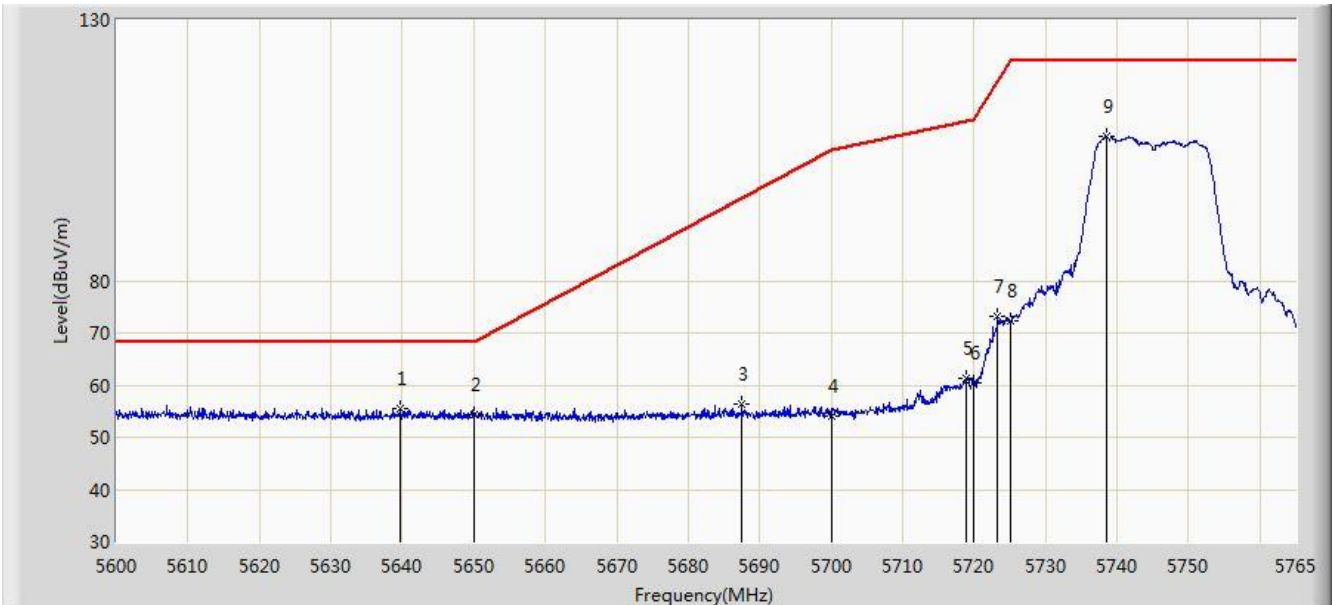


No	Flag	Mark	Frequency (MHz)	Measure Level (dBuV/m)	Reading Level (dBuV)	Margin (dB)	Limit (dBuV/m)	Factor (dB)	Type
1			5642.900	56.165	51.518	-12.035	68.200	4.646	PK
2			5650.000	54.164	49.493	-14.036	68.200	4.671	PK
3			5700.000	57.158	52.280	-48.042	105.200	4.878	PK
4			5718.800	63.639	58.650	-46.825	110.465	4.989	PK
5			5720.000	61.892	56.895	-48.908	110.800	4.997	PK
6			5723.502	76.419	71.400	-42.366	118.786	5.019	PK
7			5725.000	74.963	69.934	-47.237	122.200	5.029	PK
8		*	5738.600	110.024	104.908	N/A	N/A	5.115	PK

Note: Measure Level (dBμV/m) = Reading Level (dBμV) + Factor (dB)

Factor (dB) = Cable Loss (dB) + Antenna Factor (dB) (dB/m) - Pre\_Amplifier Gain (dB)

Site: AC1	Time: 2017/07/29 - 14:35
Limit: FCC_Part15.407_RE(3m)	Engineer: Kevin Ker
Probe: BBHA9120D_1GHz_18GHz	Polarity: Vertical
EUT: AC220 Wi-Fi AP OD external antenna US	Power: DC 54V
Test Mode: Transmit by 802.11a at channel 5745MHz Ant 2	

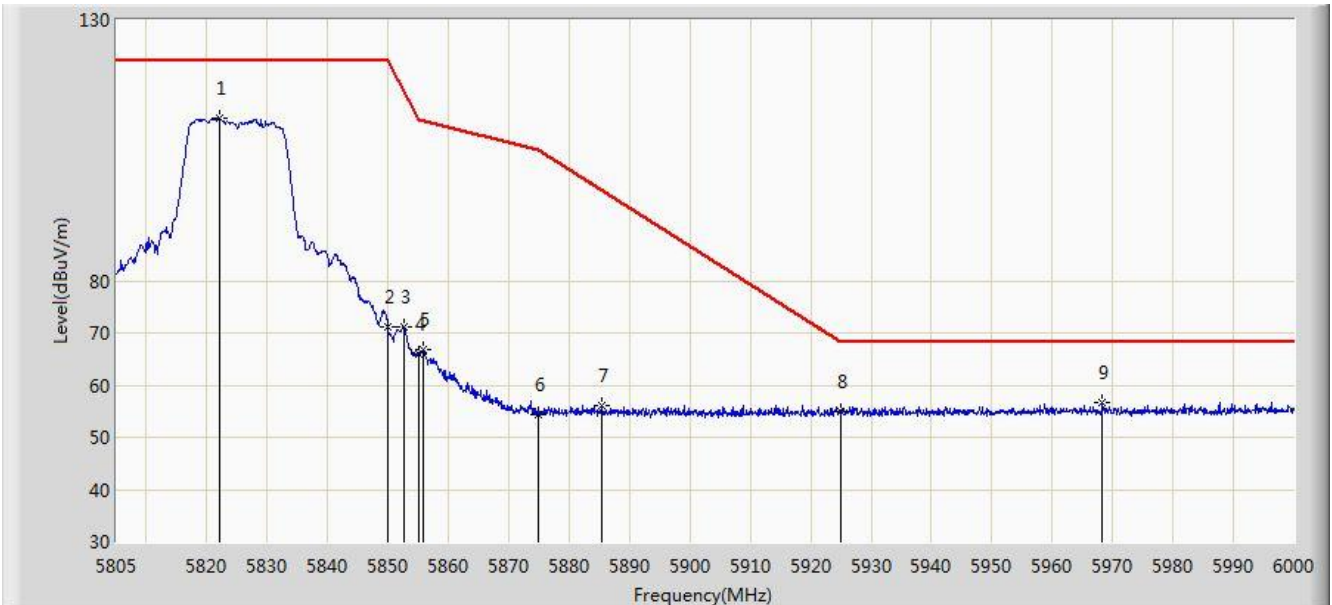


No	Flag	Mark	Frequency (MHz)	Measure Level (dBuV/m)	Reading Level (dBuV)	Margin (dB)	Limit (dBuV/m)	Factor (dB)	Type
1			5639.683	55.367	50.730	-12.833	68.200	4.638	PK
2			5650.000	54.250	49.579	-13.950	68.200	4.671	PK
3			5687.533	56.340	51.522	-41.107	97.446	4.818	PK
4			5700.000	54.150	49.272	-51.050	105.200	4.878	PK
5			5718.882	61.225	56.235	-49.263	110.487	4.990	PK
6			5720.000	60.539	55.542	-50.261	110.800	4.997	PK
7			5723.255	73.244	68.226	-44.979	118.223	5.018	PK
8			5725.000	72.370	67.341	-49.830	122.200	5.029	PK
9		*	5738.518	107.582	102.467	N/A	N/A	5.115	PK

Note: Measure Level (dBuV/m) = Reading Level (dBuV) + Factor (dB)

Factor (dB) = Cable Loss (dB) + Antenna Factor (dB) (dB/m) - Pre\_Amplifier Gain (dB)

Site: AC1	Time: 2017/07/29 - 14:39
Limit: FCC_Part15.407_RE(3m)	Engineer: Kevin Ker
Probe: BBHA9120D_1GHz_18GHz	Polarity: Horizontal
EUT: AC220 Wi-Fi AP OD external antenna US	Power: DC 54V
Test Mode: Transmit by 802.11a at channel 5825MHz Ant 2	

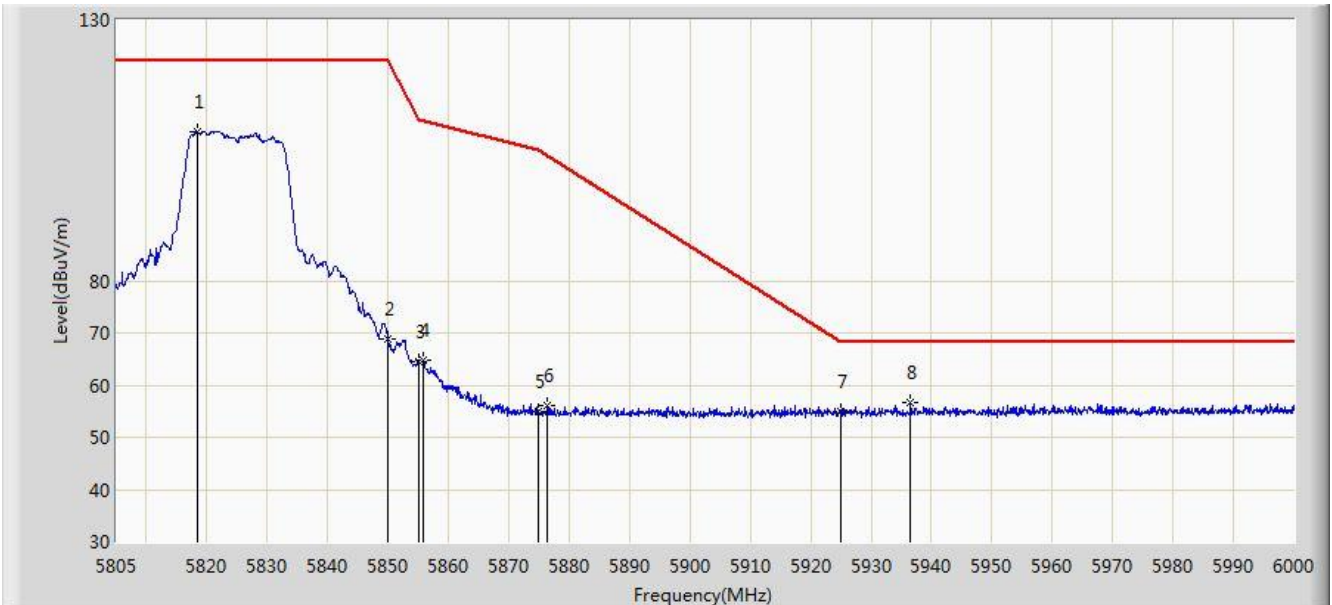


No	Flag	Mark	Frequency (MHz)	Measure Level (dBuV/m)	Reading Level (dBuV)	Margin (dB)	Limit (dBuV/m)	Factor (dB)	Type
1		*	5822.160	111.064	105.493	N/A	N/A	5.571	PK
2			5850.000	71.063	65.337	-51.137	122.200	5.726	PK
3			5852.580	71.207	65.471	-45.109	116.316	5.736	PK
4			5855.000	65.965	60.219	-44.835	110.800	5.746	PK
5			5855.895	66.894	61.144	-43.655	110.549	5.750	PK
6			5875.000	54.381	48.561	-50.819	105.200	5.820	PK
7			5885.340	56.050	50.195	-42.676	98.726	5.855	PK
8			5925.000	54.934	48.968	-13.266	68.200	5.967	PK
9			5968.312	56.644	50.586	-11.556	68.200	6.058	PK

Note: Measure Level (dB $\mu$ V/m) = Reading Level (dB $\mu$ V) + Factor (dB)

Factor (dB) = Cable Loss (dB) + Antenna Factor (dB) (dB/m) - Pre\_Amplifier Gain (dB)

Site: AC1	Time: 2017/07/29 - 14:43
Limit: FCC_Part15.407_RE(3m)	Engineer: Kevin Ker
Probe: BBHA9120D_1GHz_18GHz	Polarity: Vertical
EUT: AC220 Wi-Fi AP OD external antenna US	Power: DC 54V
Test Mode: Transmit by 802.11a at channel 5825MHz Ant 2	

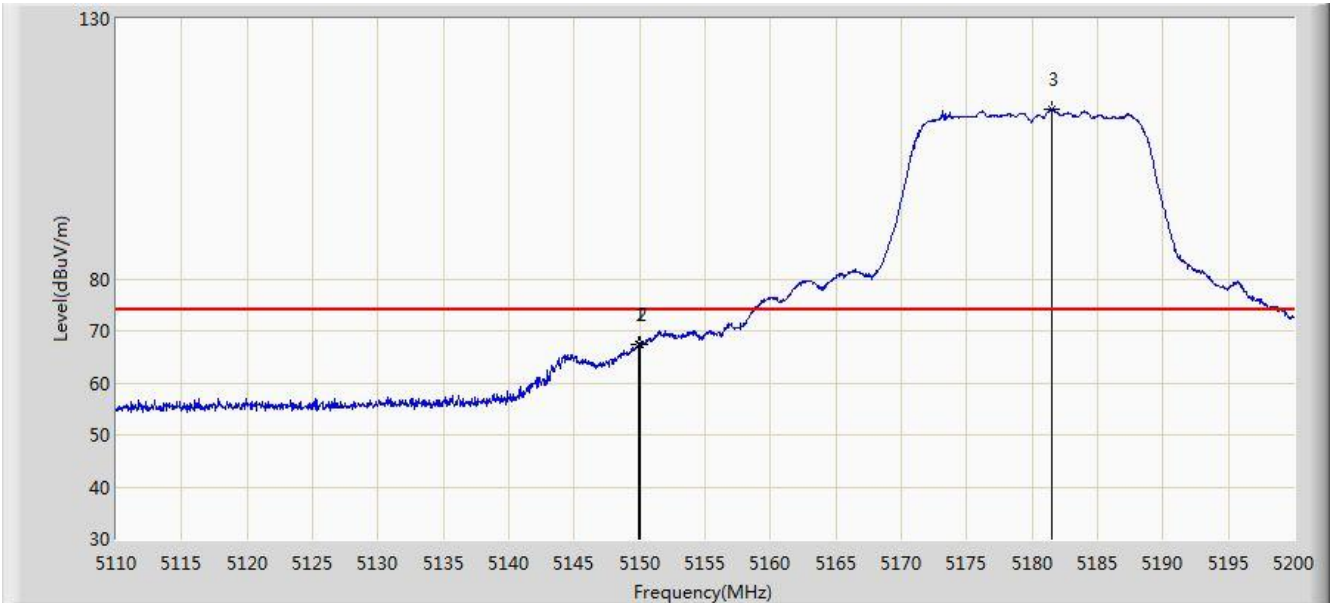


No	Flag	Mark	Frequency (MHz)	Measure Level (dBuV/m)	Reading Level (dBuV)	Margin (dB)	Limit (dBuV/m)	Factor (dB)	Type
1		*	5818.553	108.589	103.039	N/A	N/A	5.551	PK
2			5850.000	68.769	63.043	-53.431	122.200	5.726	PK
3			5855.000	64.549	58.803	-46.251	110.800	5.746	PK
4			5855.895	64.703	58.953	-45.846	110.549	5.750	PK
5			5875.000	54.806	48.986	-50.394	105.200	5.820	PK
6			5876.370	56.215	50.390	-48.127	104.342	5.824	PK
7			5925.000	54.958	48.992	-13.242	68.200	5.967	PK
8			5936.527	56.730	50.735	-11.470	68.200	5.995	PK

Note: Measure Level (dBμV/m) = Reading Level (dBμV) + Factor (dB)

Factor (dB) = Cable Loss (dB) + Antenna Factor (dB) (dB/m) - Pre\_Amplifier Gain (dB)

Site: AC1	Time: 2017/07/29 - 14:52
Limit: FCC_Part15.209_RE(3m)	Engineer: Kevin Ker
Probe: BBHA9120D_1GHz_18GHz	Polarity: Horizontal
EUT: AC220 Wi-Fi AP OD external antenna US	Power: DC 54V
Test Mode: Transmit by 802.11n-HT20 at channel 5180MHz Ant 2	

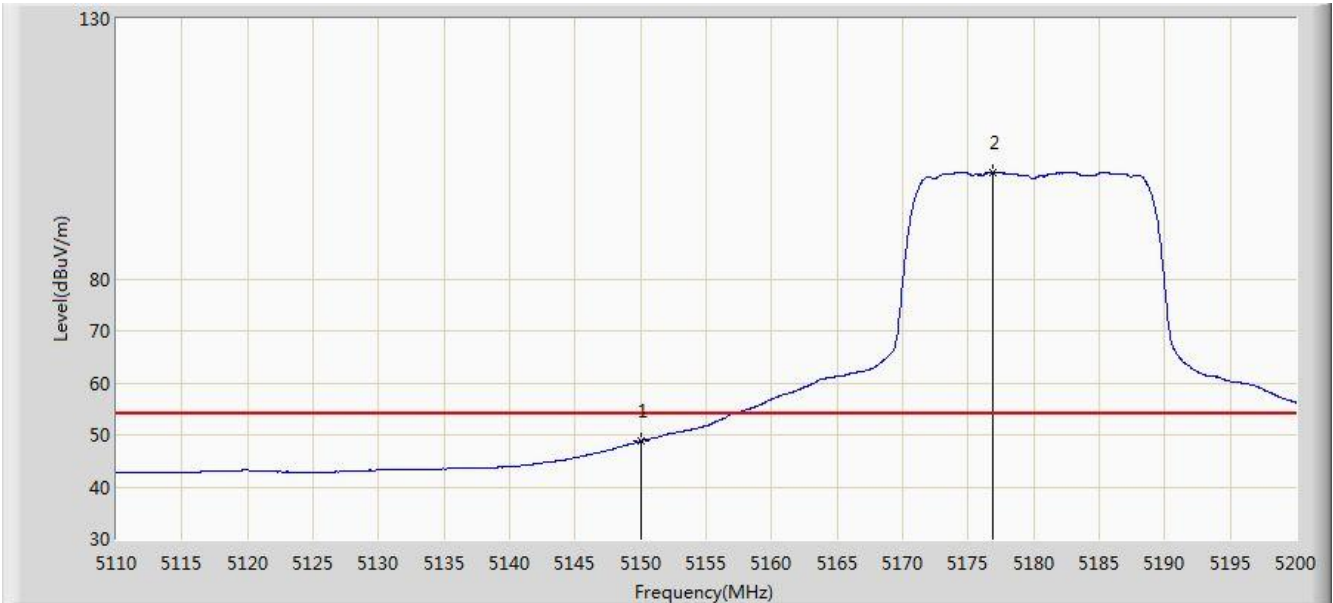


No	Flag	Mark	Frequency (MHz)	Measure Level (dBuV/m)	Reading Level (dBuV)	Margin (dB)	Limit (dBuV/m)	Factor (dB)	Type
1			5149.870	67.527	63.357	-6.473	74.000	4.170	PK
2			5150.000	67.261	63.092	-6.739	74.000	4.170	PK
3		*	5181.505	112.723	108.660	N/A	N/A	4.064	PK

Note: Measure Level (dBμV/m) = Reading Level (dBμV) + Factor (dB)

Factor (dB) = Cable Loss (dB) + Antenna Factor (dB) (dB/m) - Pre\_Amplifier Gain (dB)

Site: AC1	Time: 2017/07/29 - 14:53
Limit: FCC_Part15.209_RE(3m)	Engineer: Kevin Ker
Probe: BBHA9120D_1GHz_18GHz	Polarity: Horizontal
EUT: AC220 Wi-Fi AP OD external antenna US	Power: DC 54V
Test Mode: Transmit by 802.11n-HT20 at channel 5180MHz Ant 2	



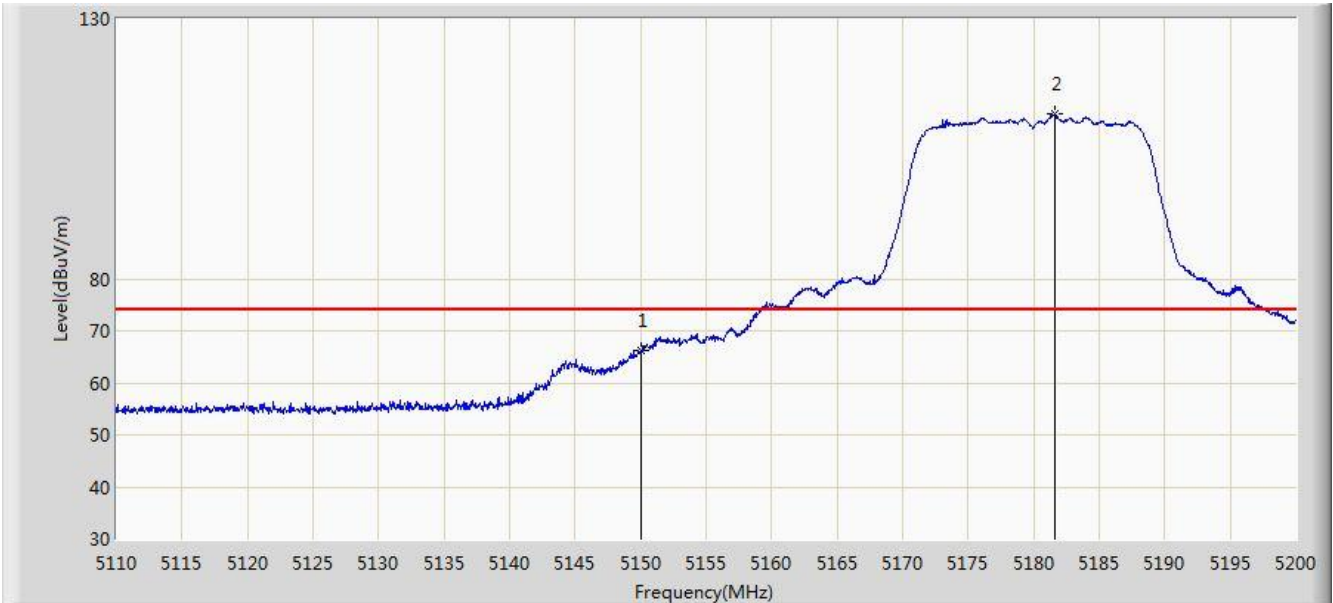
No	Flag	Mark	Frequency (MHz)	Measure Level (dBuV/m)	Reading Level (dBuV)	Margin (dB)	Limit (dBuV/m)	Factor (dB)	Type
1			5150.000	48.760	44.591	-5.240	54.000	4.170	AV
2		*	5176.825	100.474	96.394	N/A	N/A	4.081	AV

Note: Measure Level (dB $\mu$ V/m) = Reading Level (dB $\mu$ V) + Factor (dB)

Factor (dB) = Cable Loss (dB) + Antenna Factor (dB) (dB/m) - Pre\_Amplifier Gain (dB)



Site: AC1	Time: 2017/07/29 - 14:48
Limit: FCC_Part15.209_RE(3m)	Engineer: Kevin Ker
Probe: BBHA9120D_1GHz_18GHz	Polarity: Vertical
EUT: AC220 Wi-Fi AP OD external antenna US	Power: DC 54V
Test Mode: Transmit by 802.11n-HT20 at channel 5180MHz Ant 2	

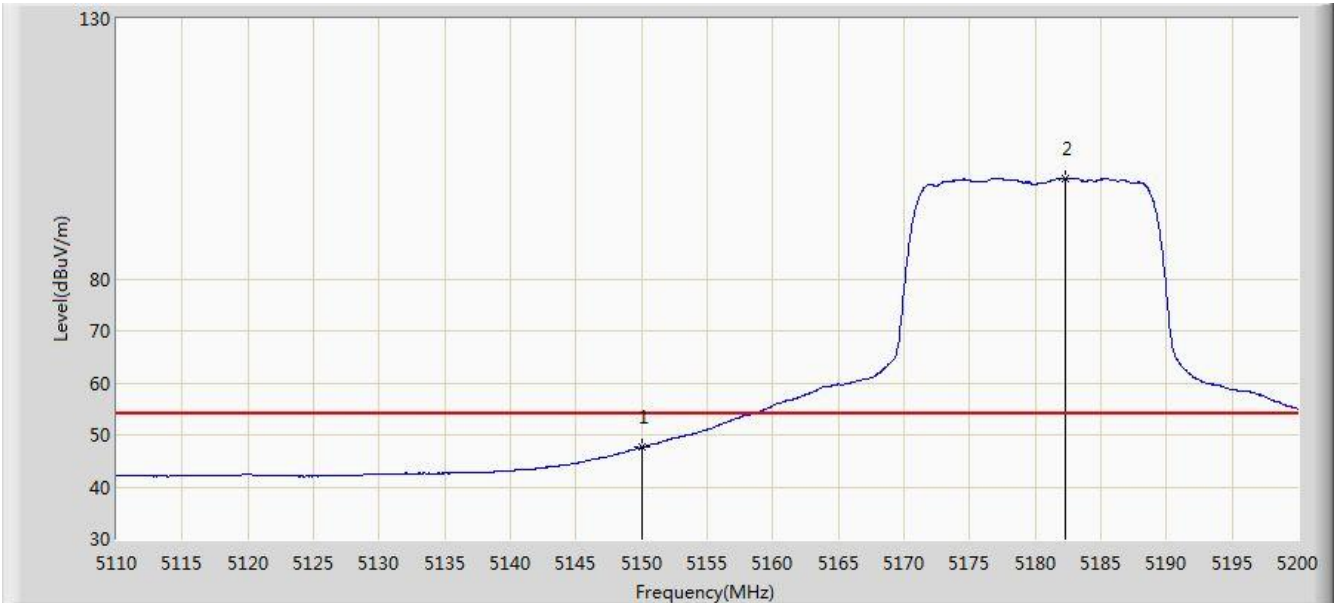


No	Flag	Mark	Frequency (MHz)	Measure Level (dBuV/m)	Reading Level (dBuV)	Margin (dB)	Limit (dBuV/m)	Factor (dB)	Type
1			5150.000	66.090	61.921	-7.910	74.000	4.170	PK
2		*	5181.640	111.674	107.611	N/A	N/A	4.063	PK

Note: Measure Level (dB $\mu$ V/m) = Reading Level (dB $\mu$ V) + Factor (dB)

Factor (dB) = Cable Loss (dB) + Antenna Factor (dB) (dB/m) - Pre\_Amplifier Gain (dB)

Site: AC1	Time: 2017/07/29 - 14:51
Limit: FCC_Part15.209_RE(3m)	Engineer: Kevin Ker
Probe: BBHA9120D_1GHz_18GHz	Polarity: Vertical
EUT: AC220 Wi-Fi AP OD external antenna US	Power: DC 54V
Test Mode: Transmit by 802.11n-HT20 at channel 5180MHz Ant 2	

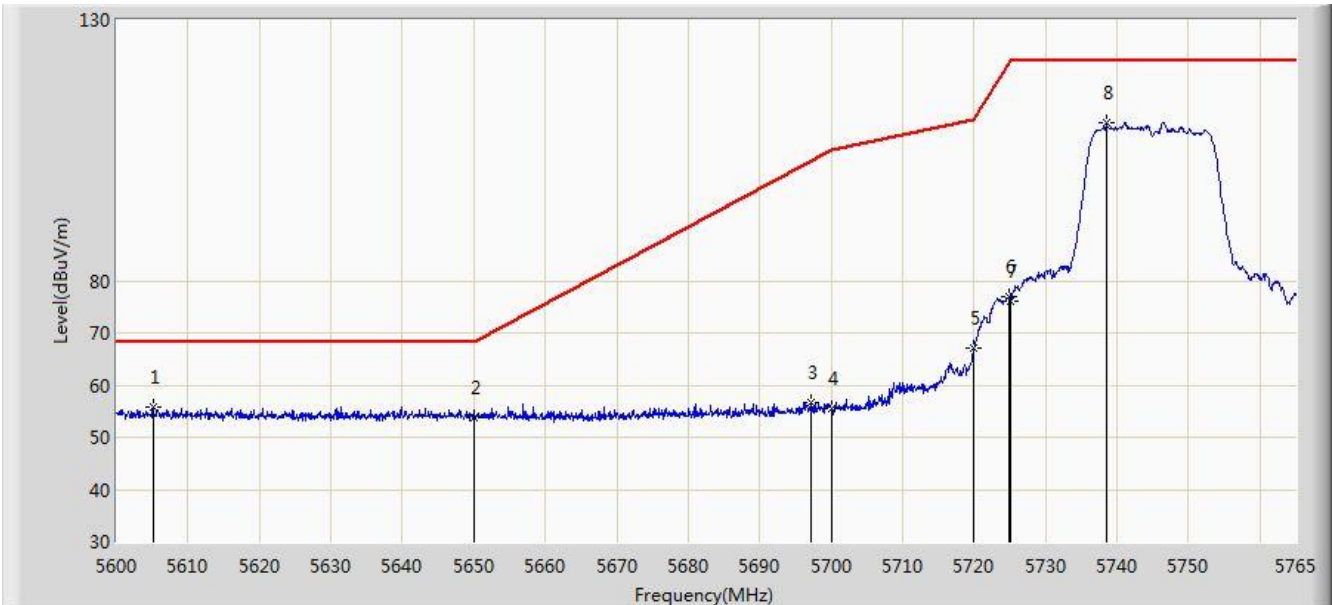


No	Flag	Mark	Frequency (MHz)	Measure Level (dBuV/m)	Reading Level (dBuV)	Margin (dB)	Limit (dBuV/m)	Factor (dB)	Type
1			5150.000	47.622	43.453	-6.378	54.000	4.170	AV
2		*	5182.315	99.230	95.169	N/A	N/A	4.060	AV

Note: Measure Level (dB $\mu$ V/m) = Reading Level (dB $\mu$ V) + Factor (dB)

Factor (dB) = Cable Loss (dB) + Antenna Factor (dB) (dB/m) - Pre\_Amplifier Gain (dB)

Site: AC1	Time: 2017/07/29 - 15:19
Limit: FCC_Part15.407_RE(3m)	Engineer: Kevin Ker
Probe: BBHA9120D_1GHz_18GHz	Polarity: Horizontal
EUT: AC220 Wi-Fi AP OD external antenna US	Power: DC 54V
Test Mode: Transmit by 802.11n-HT20 at channel 5745MHz Ant 2	

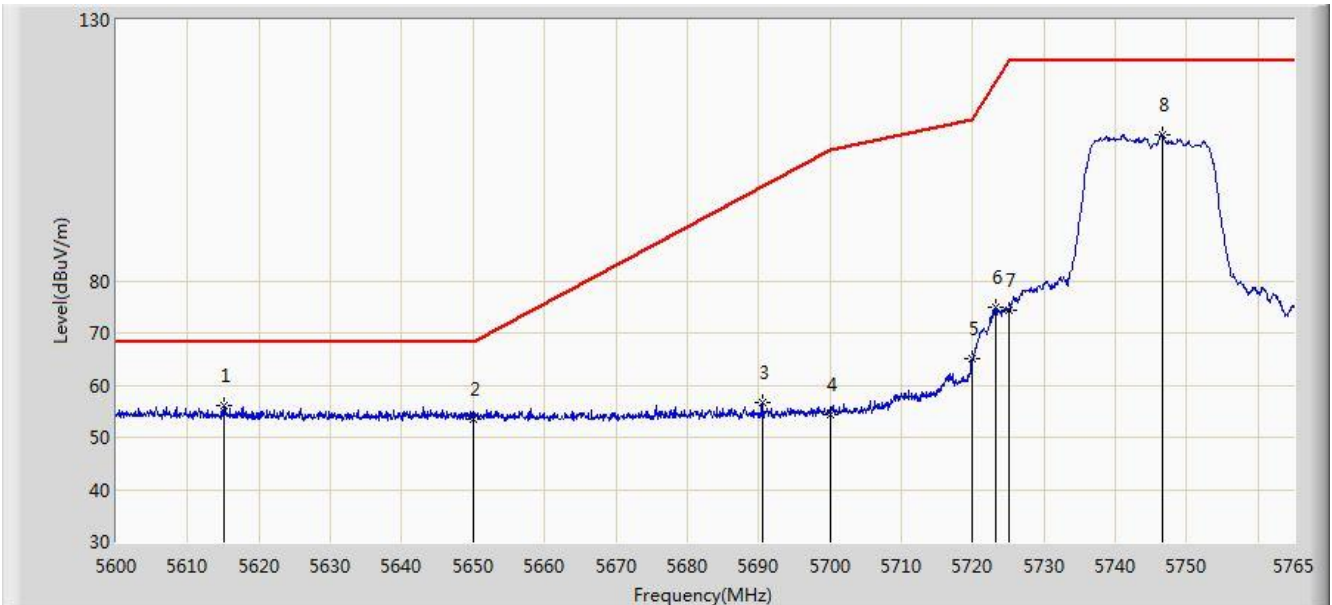


No	Flag	Mark	Frequency (MHz)	Measure Level (dBuV/m)	Reading Level (dBuV)	Margin (dB)	Limit (dBuV/m)	Factor (dB)	Type
1			5605.115	55.739	51.200	-12.461	68.200	4.539	PK
2			5650.000	53.695	49.024	-14.505	68.200	4.671	PK
3			5697.185	56.545	51.682	-46.905	103.451	4.863	PK
4			5700.000	55.583	50.705	-49.617	105.200	4.878	PK
5			5720.000	67.204	62.207	-43.596	110.800	4.997	PK
6			5724.905	76.893	71.865	-45.090	121.983	5.029	PK
7			5725.000	76.216	71.187	-45.984	122.200	5.029	PK
8		*	5738.435	110.398	105.283	N/A	N/A	5.115	PK

Note: Measure Level (dB $\mu$ V/m) = Reading Level (dB $\mu$ V) + Factor (dB)

Factor (dB) = Cable Loss (dB) + Antenna Factor (dB) (dB/m) - Pre\_Amplifier Gain (dB)

Site: AC1	Time: 2017/07/29 - 15:22
Limit: FCC_Part15.407_RE(3m)	Engineer: Kevin Ker
Probe: BBHA9120D_1GHz_18GHz	Polarity: Vertical
EUT: AC220 Wi-Fi AP OD external antenna US	Power: DC 54V
Test Mode: Transmit by 802.11n-HT20 at channel 5745MHz Ant 2	

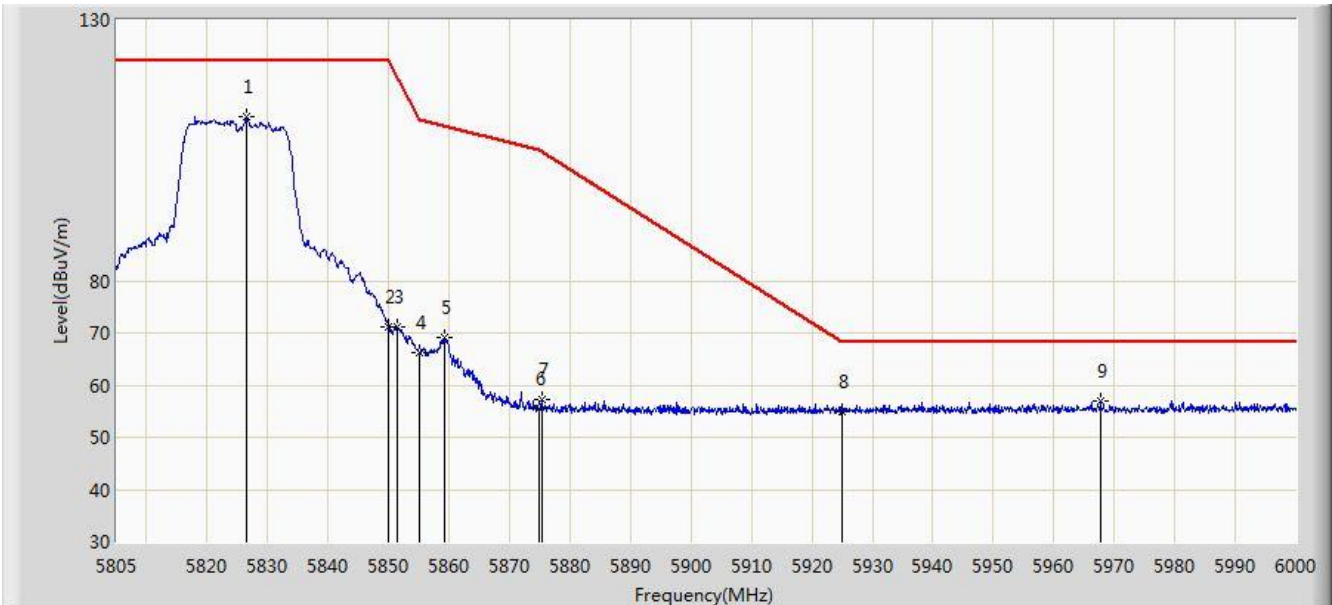


No	Flag	Mark	Frequency (MHz)	Measure Level (dBuV/m)	Reading Level (dBuV)	Margin (dB)	Limit (dBuV/m)	Factor (dB)	Type
1			5615.180	56.069	51.502	-12.131	68.200	4.566	PK
2			5650.000	53.508	48.837	-14.692	68.200	4.671	PK
3			5690.502	56.772	51.942	-42.523	99.294	4.830	PK
4			5700.000	54.476	49.598	-50.724	105.200	4.878	PK
5			5720.000	65.056	60.059	-45.744	110.800	4.997	PK
6			5723.255	74.839	69.821	-43.384	118.223	5.018	PK
7			5725.000	74.288	69.259	-47.912	122.200	5.029	PK
8		*	5746.520	108.103	102.939	N/A	N/A	5.163	PK

Note: Measure Level (dB $\mu$ V/m) = Reading Level (dB $\mu$ V) + Factor (dB)

Factor (dB) = Cable Loss (dB) + Antenna Factor (dB) (dB/m) - Pre\_Amplifier Gain (dB)

Site: AC1	Time: 2017/07/29 - 15:26
Limit: FCC_Part15.407_RE(3m)	Engineer: Kevin Ker
Probe: BBHA9120D_1GHz_18GHz	Polarity: Horizontal
EUT: AC220 Wi-Fi AP OD external antenna US	Power: DC 54V
Test Mode: Transmit by 802.11n-HT20 at channel 5825MHz Ant 2	

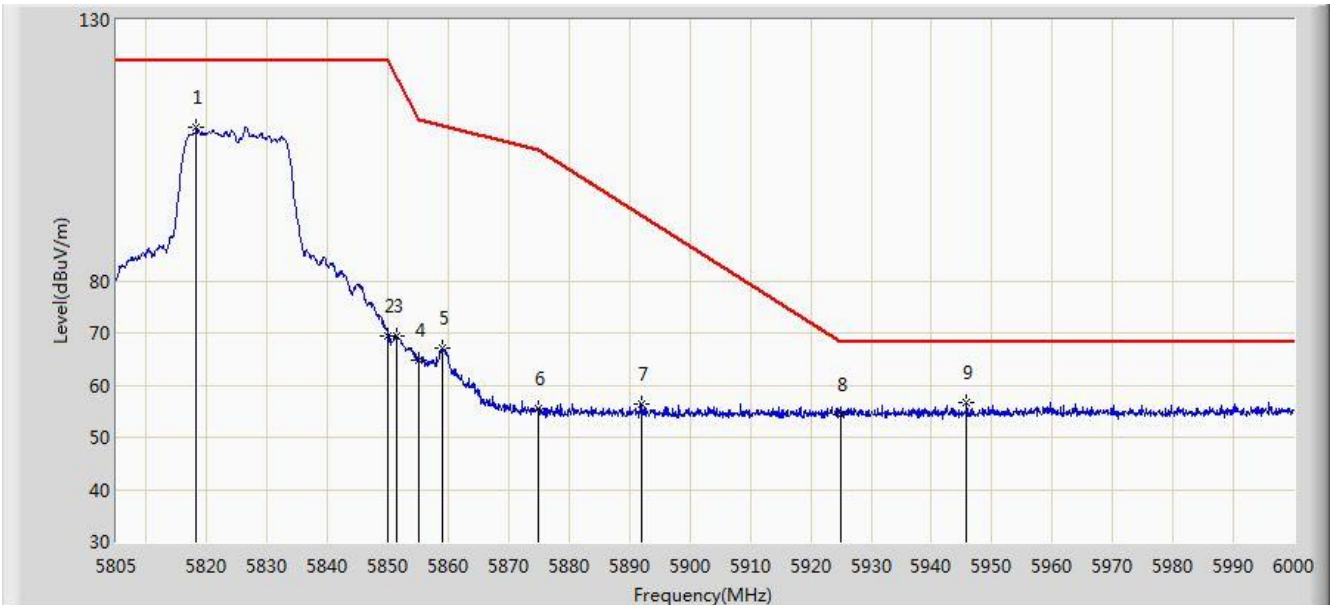


No	Flag	Mark	Frequency (MHz)	Measure Level (dBuV/m)	Reading Level (dBuV)	Margin (dB)	Limit (dBuV/m)	Factor (dB)	Type
1		*	5826.450	111.422	105.826	N/A	N/A	5.596	PK
2			5850.000	71.136	65.410	-51.064	122.200	5.726	PK
3			5851.410	71.054	65.323	-47.930	118.984	5.731	PK
4			5855.000	66.314	60.568	-44.486	110.800	5.746	PK
5			5859.210	69.034	63.270	-40.586	109.620	5.764	PK
6			5875.000	55.415	49.595	-49.785	105.200	5.820	PK
7			5875.297	57.121	51.300	-47.893	105.014	5.820	PK
8			5925.000	55.007	49.041	-13.193	68.200	5.967	PK
9			5967.728	57.016	50.959	-11.184	68.200	6.057	PK

Note: Measure Level (dB $\mu$ V/m) = Reading Level (dB $\mu$ V) + Factor (dB)

Factor (dB) = Cable Loss (dB) + Antenna Factor (dB) (dB/m) - Pre\_Amplifier Gain (dB)

Site: AC1	Time: 2017/07/29 - 15:33
Limit: FCC_Part15.407_RE(3m)	Engineer: Kevin Ker
Probe: BBHA9120D_1GHz_18GHz	Polarity: Vertical
EUT: AC220 Wi-Fi AP OD external antenna US	Power: DC 54V
Test Mode: Transmit by 802.11n-HT20 at channel 5825MHz Ant 2	

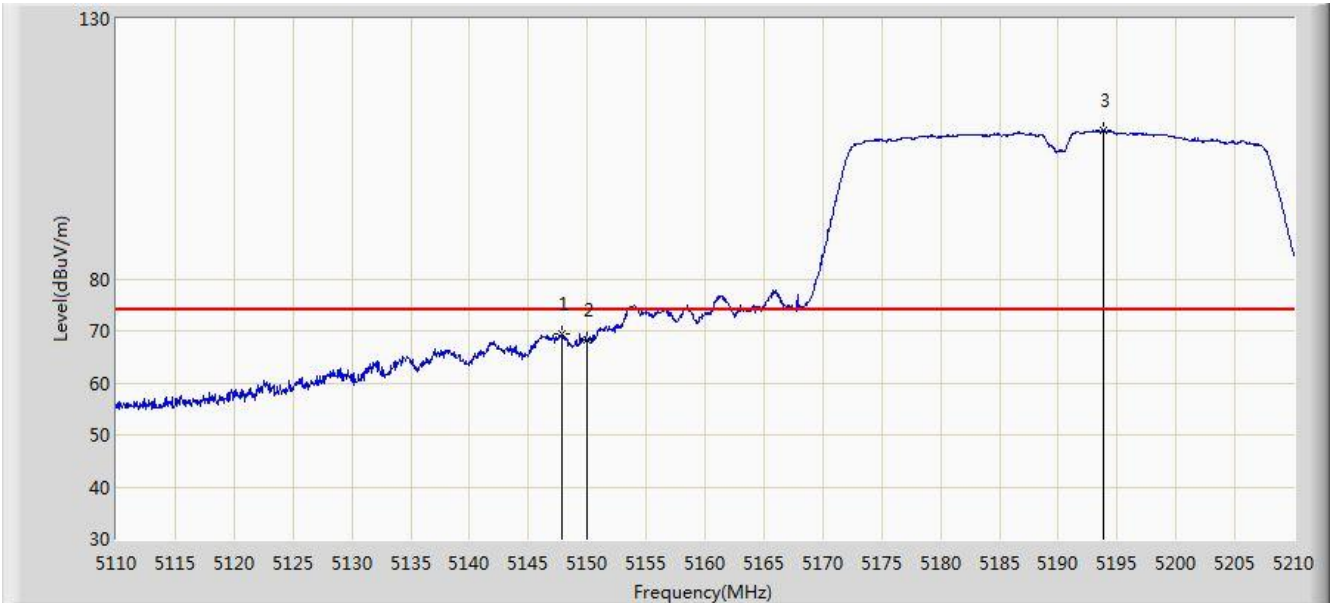


No	Flag	Mark	Frequency (MHz)	Measure Level (dBuV/m)	Reading Level (dBuV)	Margin (dB)	Limit (dBuV/m)	Factor (dB)	Type
1		*	5818.260	109.433	103.884	N/A	N/A	5.549	PK
2			5850.000	69.442	63.716	-52.758	122.200	5.726	PK
3			5851.312	69.459	63.728	-49.749	119.208	5.731	PK
4			5855.000	64.754	59.008	-46.046	110.800	5.746	PK
5			5858.917	67.102	61.340	-42.599	109.702	5.762	PK
6			5875.000	55.509	49.689	-49.691	105.200	5.820	PK
7			5892.067	56.483	50.605	-38.037	94.520	5.878	PK
8			5925.000	54.483	48.517	-13.717	68.200	5.967	PK
9			5945.790	56.767	50.750	-11.433	68.200	6.018	PK

Note: Measure Level (dB $\mu$ V/m) = Reading Level (dB $\mu$ V) + Factor (dB)

Factor (dB) = Cable Loss (dB) + Antenna Factor (dB) (dB/m) - Pre\_Amplifier Gain (dB)

Site: AC1	Time: 2017/07/29 - 15:53
Limit: FCC_Part15.209_RE(3m)	Engineer: Kevin Ker
Probe: BBHA9120D_1GHz_18GHz	Polarity: Horizontal
EUT: AC220 Wi-Fi AP OD external antenna US	Power: DC 54V
Test Mode: Transmit by 802.11n-HT40 at channel 5190MHz Ant 2	

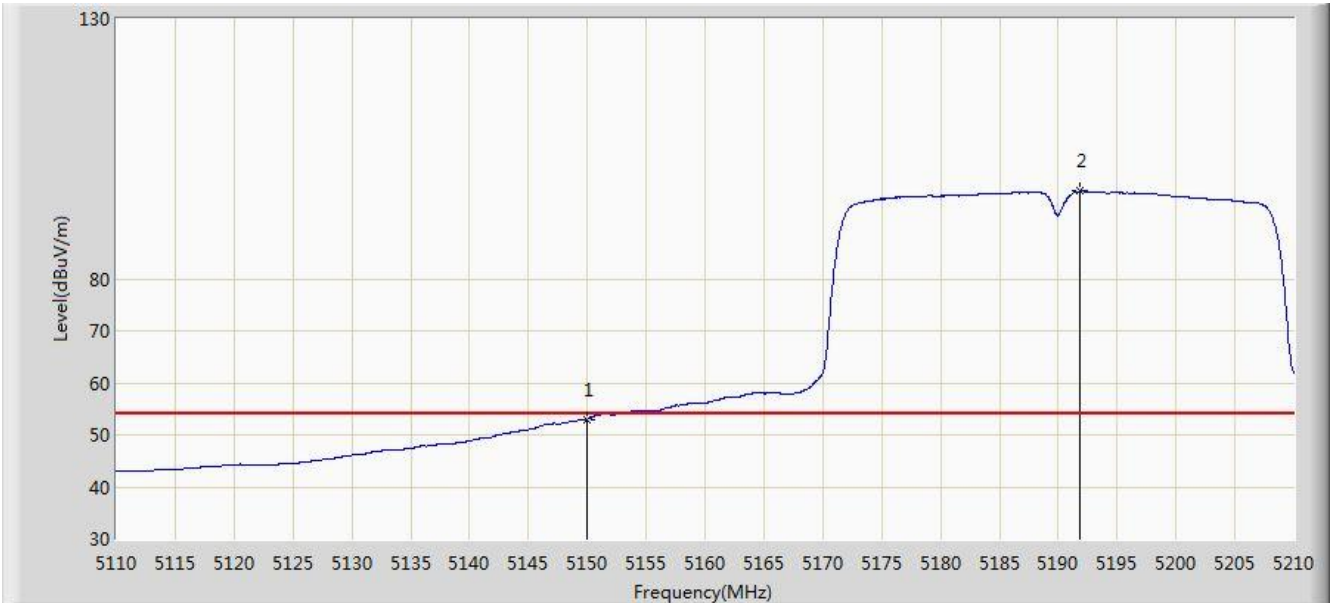


No	Flag	Mark	Frequency (MHz)	Measure Level (dBuV/m)	Reading Level (dBuV)	Margin (dB)	Limit (dBuV/m)	Factor (dB)	Type
1			5147.900	69.545	65.369	-4.455	74.000	4.176	PK
2			5150.000	68.282	64.113	-5.718	74.000	4.170	PK
3		*	5193.850	108.688	104.668	N/A	N/A	4.020	PK

Note: Measure Level (dBμV/m) = Reading Level (dBμV) + Factor (dB)

Factor (dB) = Cable Loss (dB) + Antenna Factor (dB) (dB/m) - Pre\_Amplifier Gain (dB)

Site: AC1	Time: 2017/07/29 - 15:55
Limit: FCC_Part15.209_RE(3m)	Engineer: Kevin Ker
Probe: BBHA9120D_1GHz_18GHz	Polarity: Horizontal
EUT: AC220 Wi-Fi AP OD external antenna US	Power: DC 54V
Test Mode: Transmit by 802.11n-HT40 at channel 5190MHz Ant 2	



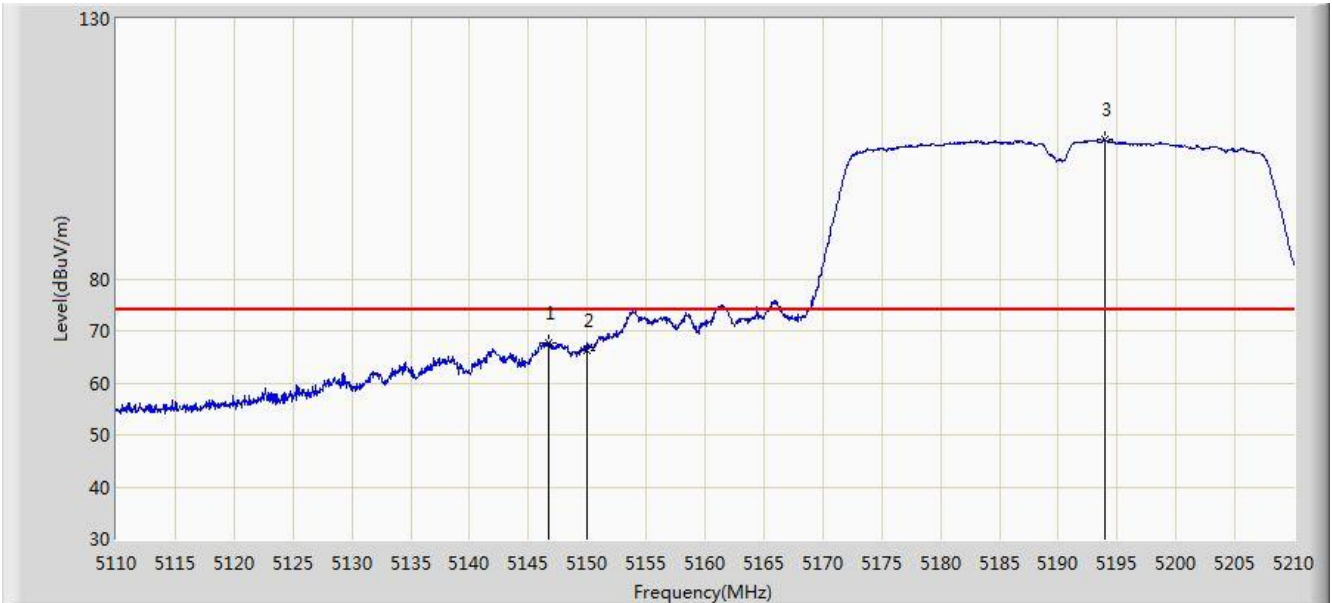
No	Flag	Mark	Frequency (MHz)	Measure Level (dBuV/m)	Reading Level (dBuV)	Margin (dB)	Limit (dBuV/m)	Factor (dB)	Type
1			5150.000	52.974	48.805	-1.026	54.000	4.170	AV
2		*	5191.800	96.829	92.802	N/A	N/A	4.027	AV

Note: Measure Level (dB $\mu$ V/m) = Reading Level (dB $\mu$ V) + Factor (dB)

Factor (dB) = Cable Loss (dB) + Antenna Factor (dB) (dB/m) - Pre\_Amplifier Gain (dB)



Site: AC1	Time: 2017/07/29 - 15:52
Limit: FCC_Part15.209_RE(3m)	Engineer: Kevin Ker
Probe: BBHA9120D_1GHz_18GHz	Polarity: Vertical
EUT: AC220 Wi-Fi AP OD external antenna US	Power: DC 54V
Test Mode: Transmit by 802.11n-HT40 at channel 5190MHz Ant 2	

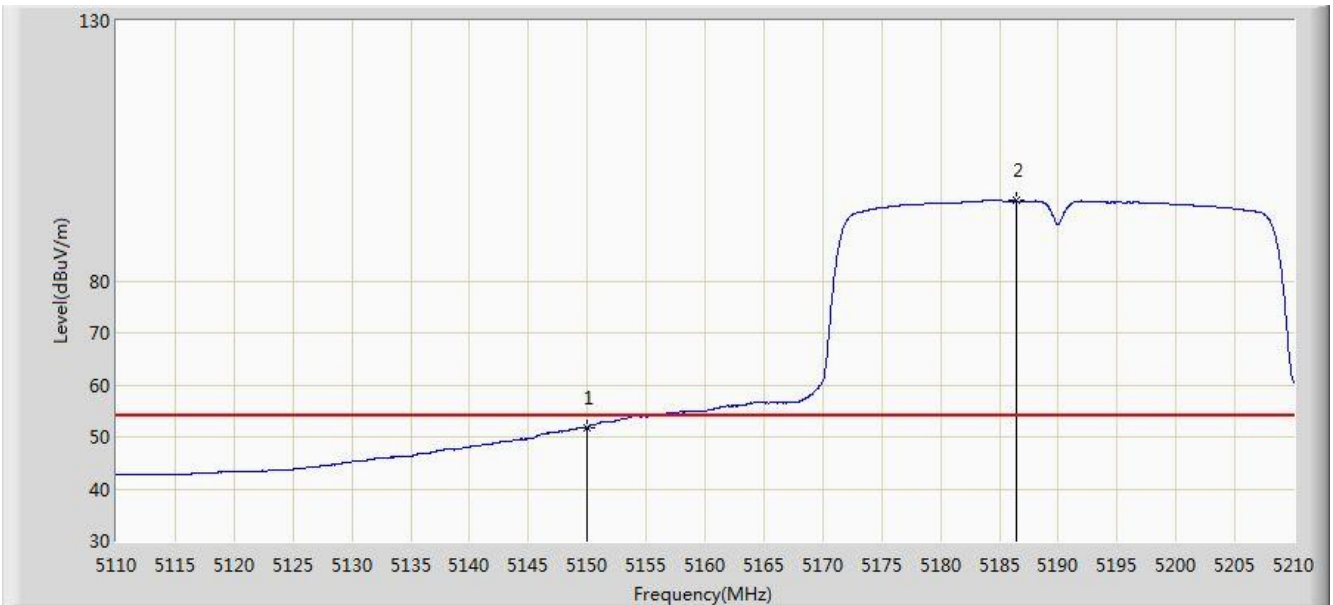


No	Flag	Mark	Frequency (MHz)	Measure Level (dBuV/m)	Reading Level (dBuV)	Margin (dB)	Limit (dBuV/m)	Factor (dB)	Type
1			5146.750	67.793	63.617	-6.207	74.000	4.176	PK
2			5150.000	66.163	61.994	-7.837	74.000	4.170	PK
3		*	5194.000	106.801	102.782	N/A	N/A	4.019	PK

Note: Measure Level (dB $\mu$ V/m) = Reading Level (dB $\mu$ V) + Factor (dB)

Factor (dB) = Cable Loss (dB) + Antenna Factor (dB) (dB/m) - Pre\_Amplifier Gain (dB)

Site: AC1	Time: 2017/07/29 - 15:51
Limit: FCC_Part15.209_RE(3m)	Engineer: Kevin Ker
Probe: BBHA9120D_1GHz_18GHz	Polarity: Vertical
EUT: AC220 Wi-Fi AP OD external antenna US	Power: DC 54V
Test Mode: Transmit by 802.11n-HT40 at channel 5190MHz Ant 2	

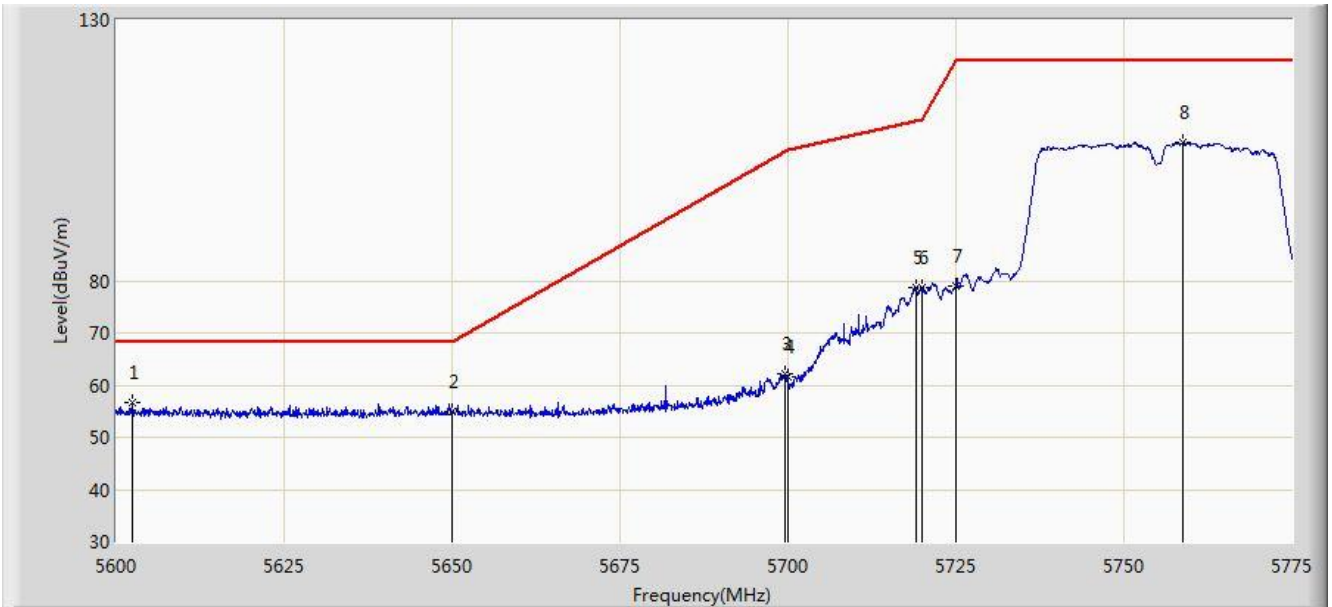


No	Flag	Mark	Frequency (MHz)	Measure Level (dBuV/m)	Reading Level (dBuV)	Margin (dB)	Limit (dBuV/m)	Factor (dB)	Type
1			5150.000	51.855	47.686	-2.145	54.000	4.170	AV
2		*	5186.400	95.375	91.329	N/A	N/A	4.046	AV

Note: Measure Level (dB $\mu$ V/m) = Reading Level (dB $\mu$ V) + Factor (dB)

Factor (dB) = Cable Loss (dB) + Antenna Factor (dB) (dB/m) - Pre\_Amplifier Gain (dB)

Site: AC1	Time: 2017/07/29 - 18:49
Limit: FCC_Part15.407_RE(3m)	Engineer: Kevin Ker
Probe: BBHA9120D_1GHz_18GHz	Polarity: Horizontal
EUT: AC220 Wi-Fi AP OD external antenna US	Power: DC 54V
Test Mode: Transmit by 802.11n-HT40 at channel 5755MHz Ant 2	

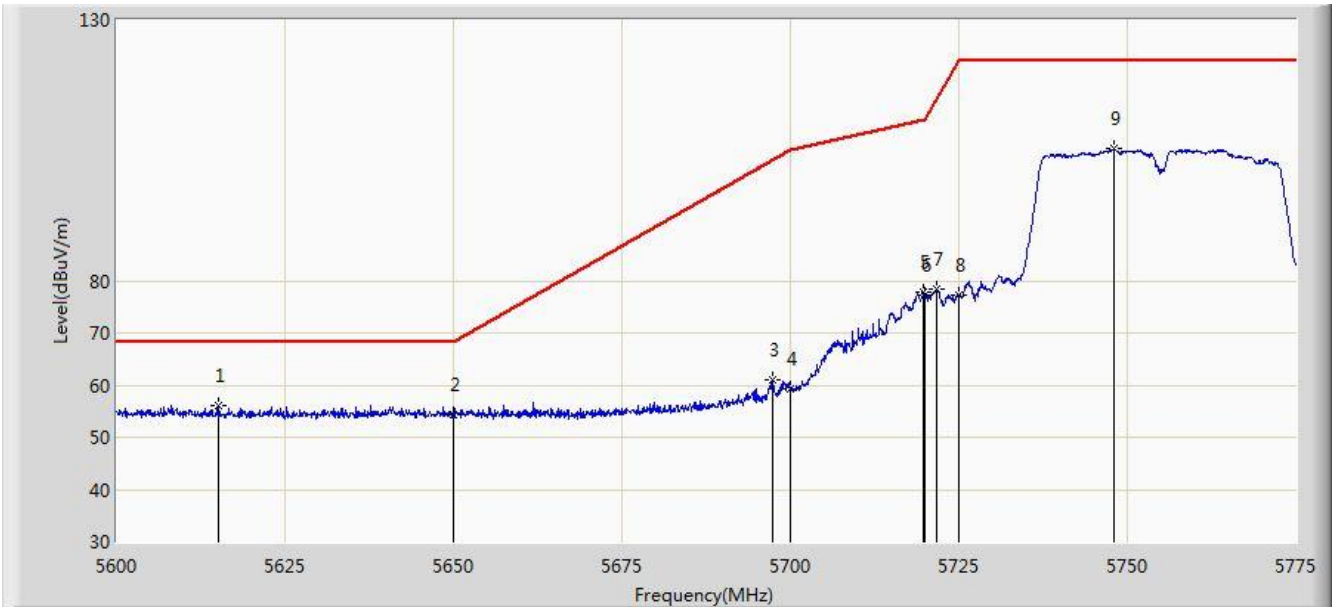


No	Flag	Mark	Frequency (MHz)	Measure Level (dBuV/m)	Reading Level (dBuV)	Margin (dB)	Limit (dBuV/m)	Factor (dB)	Type
1			5602.450	56.639	52.106	-11.561	68.200	4.534	PK
2			5650.000	54.787	50.116	-13.413	68.200	4.671	PK
3			5699.575	62.260	57.384	-42.676	104.936	4.876	PK
4			5700.000	61.679	56.801	-43.521	105.200	4.878	PK
5			5719.000	78.590	73.600	-31.930	110.520	4.990	PK
6			5720.000	78.584	73.587	-32.216	110.800	4.997	PK
7			5725.000	78.972	73.943	-43.228	122.200	5.029	PK
8		*	5758.812	106.629	101.396	N/A	N/A	5.233	PK

Note: Measure Level (dB $\mu$ V/m) = Reading Level (dB $\mu$ V) + Factor (dB)

Factor (dB) = Cable Loss (dB) + Antenna Factor (dB) (dB/m) - Pre\_Amplifier Gain (dB)

Site: AC1	Time: 2017/07/29 - 18:54
Limit: FCC_Part15.407_RE(3m)	Engineer: Kevin Ker
Probe: BBHA9120D_1GHz_18GHz	Polarity: Vertical
EUT: AC220 Wi-Fi AP OD external antenna US	Power: DC 54V
Test Mode: Transmit by 802.11n-HT40 at channel 5755MHz Ant 2	

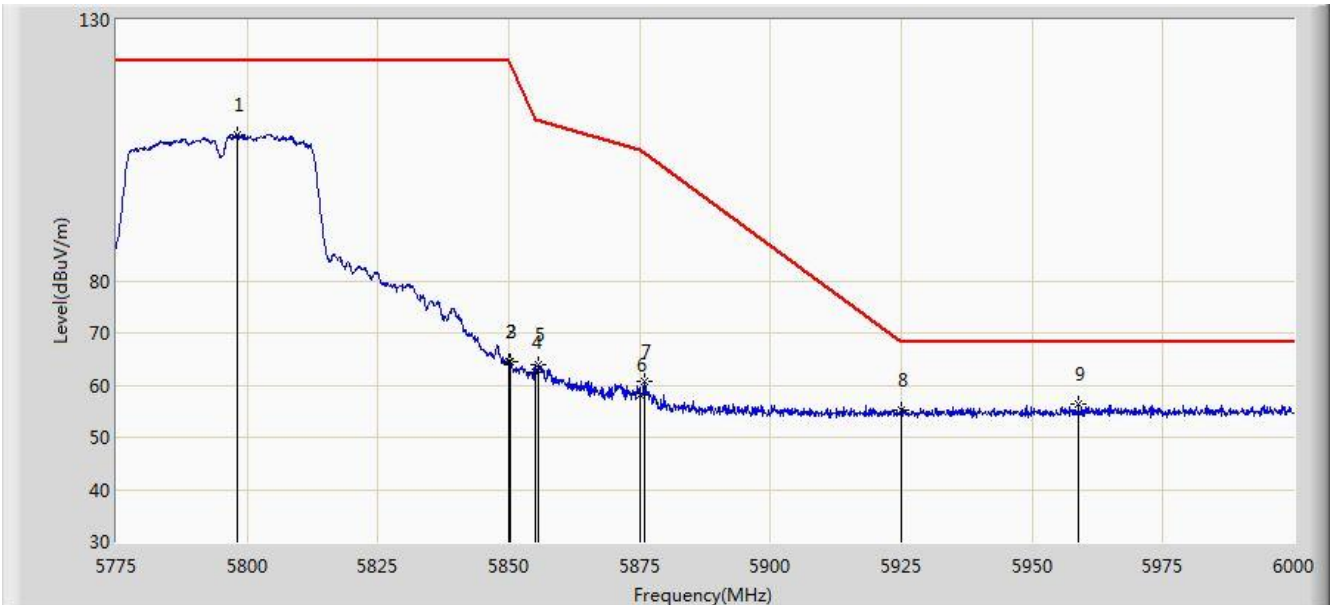


No	Flag	Mark	Frequency (MHz)	Measure Level (dBuV/m)	Reading Level (dBuV)	Margin (dB)	Limit (dBuV/m)	Factor (dB)	Type
1			5615.050	55.971	51.405	-12.229	68.200	4.566	PK
2			5650.000	54.466	49.795	-13.734	68.200	4.671	PK
3			5697.300	60.968	56.104	-42.554	103.522	4.865	PK
4			5700.000	59.189	54.311	-46.011	105.200	4.878	PK
5			5719.788	77.756	72.760	-32.985	110.741	4.995	PK
6			5720.000	77.126	72.129	-33.674	110.800	4.997	PK
7			5721.712	78.331	73.323	-36.374	114.704	5.008	PK
8			5725.000	77.104	72.075	-45.096	122.200	5.029	PK
9		*	5748.050	105.254	100.082	N/A	N/A	5.172	PK

Note: Measure Level (dB $\mu$ V/m) = Reading Level (dB $\mu$ V) + Factor (dB)

Factor (dB) = Cable Loss (dB) + Antenna Factor (dB) (dB/m) - Pre\_Amplifier Gain (dB)

Site: AC1	Time: 2017/07/29 - 18:57
Limit: FCC_Part15.407_RE(3m)	Engineer: Kevin Ker
Probe: BBHA9120D_1GHz_18GHz	Polarity: Horizontal
EUT: AC220 Wi-Fi AP OD external antenna US	Power: DC 54V
Test Mode: Transmit by 802.11n-HT40 at channel 5795MHz Ant 2	

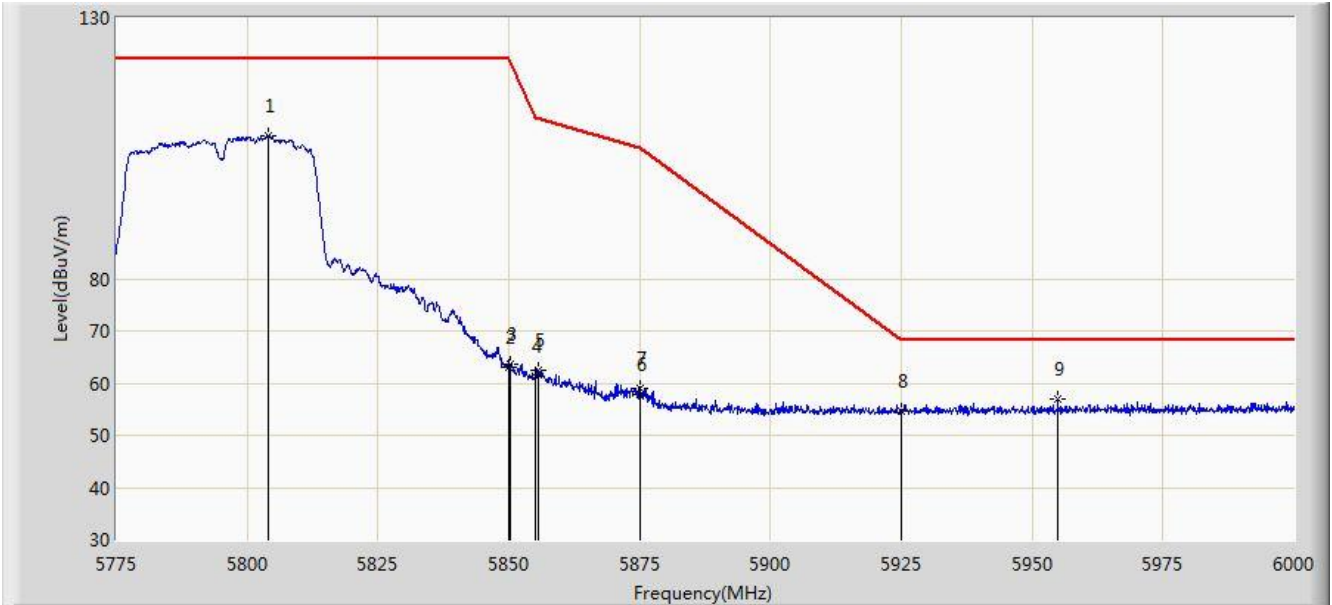


No	Flag	Mark	Frequency (MHz)	Measure Level (dBuV/m)	Reading Level (dBuV)	Margin (dB)	Limit (dBuV/m)	Factor (dB)	Type
1		*	5798.062	108.040	102.606	N/A	N/A	5.435	PK
2			5850.000	64.431	58.705	-57.769	122.200	5.726	PK
3			5850.150	64.530	58.804	-57.328	121.858	5.726	PK
4			5855.000	62.451	56.705	-48.349	110.800	5.746	PK
5			5855.775	64.009	58.260	-46.573	110.583	5.749	PK
6			5875.000	58.065	52.245	-47.135	105.200	5.820	PK
7			5875.800	60.650	54.827	-44.049	104.699	5.822	PK
8			5925.000	55.074	49.108	-13.126	68.200	5.967	PK
9			5958.825	56.344	50.302	-11.856	68.200	6.043	PK

Note: Measure Level (dB $\mu$ V/m) = Reading Level (dB $\mu$ V) + Factor (dB)

Factor (dB) = Cable Loss (dB) + Antenna Factor (dB) (dB/m) - Pre\_Amplifier Gain (dB)

Site: AC1	Time: 2017/07/29 - 19:01
Limit: FCC_Part15.407_RE(3m)	Engineer: Kevin Ker
Probe: BBHA9120D_1GHz_18GHz	Polarity: Vertical
EUT: AC220 Wi-Fi AP OD external antenna US	Power: DC 54V
Test Mode: Transmit by 802.11n-HT40 at channel 5795MHz Ant 2	

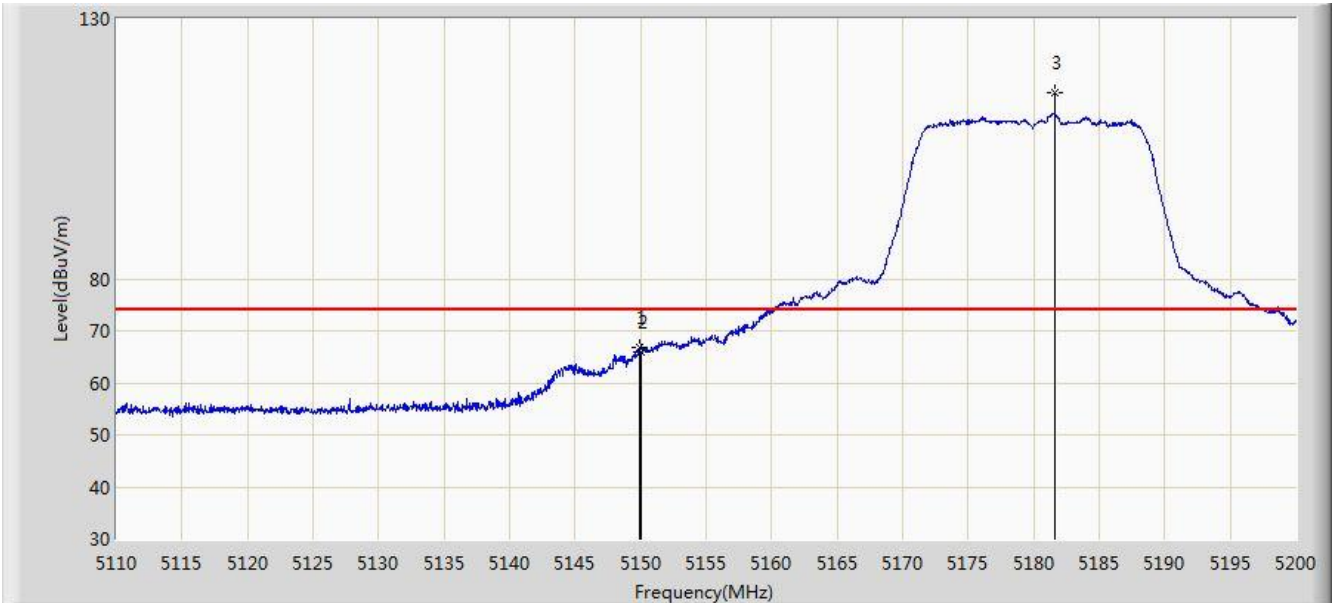


No	Flag	Mark	Frequency (MHz)	Measure Level (dBuV/m)	Reading Level (dBuV)	Margin (dB)	Limit (dBuV/m)	Factor (dB)	Type
1		*	5803.913	107.385	101.918	N/A	N/A	5.467	PK
2			5850.000	63.064	57.338	-59.136	122.200	5.726	PK
3			5850.150	63.620	57.894	-58.238	121.858	5.726	PK
4			5855.000	61.229	55.483	-49.571	110.800	5.746	PK
5			5855.550	62.590	56.842	-48.055	110.646	5.749	PK
6			5875.000	57.828	52.008	-47.372	105.200	5.820	PK
7			5875.125	59.089	53.269	-46.032	105.122	5.820	PK
8			5925.000	54.680	48.714	-13.520	68.200	5.967	PK
9			5954.888	56.848	50.813	-11.352	68.200	6.035	PK

Note: Measure Level (dB $\mu$ V/m) = Reading Level (dB $\mu$ V) + Factor (dB)

Factor (dB) = Cable Loss (dB) + Antenna Factor (dB) (dB/m) - Pre\_Amplifier Gain (dB)

Site: AC1	Time: 2017/07/29 - 19:05
Limit: FCC_Part15.209_RE(3m)	Engineer: Kevin Ker
Probe: BBHA9120D_1GHz_18GHz	Polarity: Horizontal
EUT: AC220 Wi-Fi AP OD external antenna US	Power: DC 54V
Test Mode: Transmit by 802.11ac-VHT20 at channel 5180MHz Ant 2	



No	Flag	Mark	Frequency (MHz)	Measure Level (dBuV/m)	Reading Level (dBuV)	Margin (dB)	Limit (dBuV/m)	Factor (dB)	Type
1			5149.870	66.687	62.517	-7.313	74.000	4.170	PK
2			5150.000	65.975	61.806	-8.025	74.000	4.170	PK
3		*	5181.640	115.836	111.773	N/A	N/A	4.063	PK

Note: Measure Level (dBμV/m) = Reading Level (dBμV) + Factor (dB)

Factor (dB) = Cable Loss (dB) + Antenna Factor (dB) (dB/m) - Pre\_Amplifier Gain (dB)

Site: AC1	Time: 2017/07/29 - 19:08
Limit: FCC_Part15.209_RE(3m)	Engineer: Kevin Ker
Probe: BBHA9120D_1GHz_18GHz	Polarity: Horizontal
EUT: AC220 Wi-Fi AP OD external antenna US	Power: DC 54V
Test Mode: Transmit by 802.11ac-VHT20 at channel 5180MHz Ant 2	



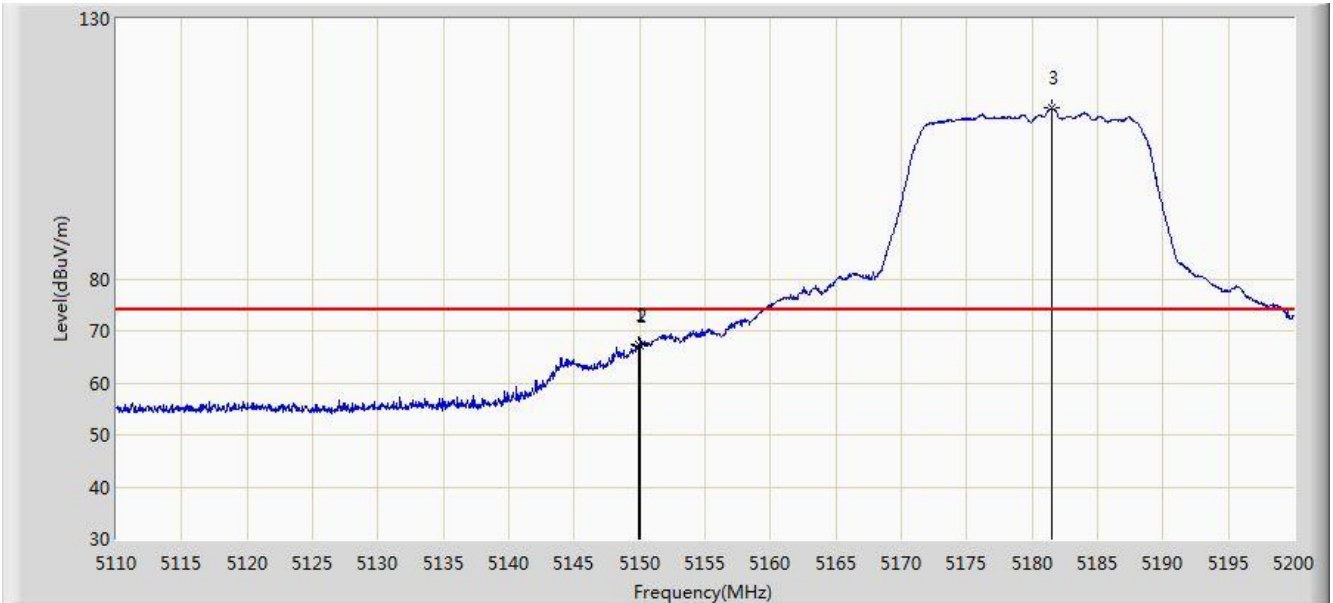
No	Flag	Mark	Frequency (MHz)	Measure Level (dBuV/m)	Reading Level (dBuV)	Margin (dB)	Limit (dBuV/m)	Factor (dB)	Type
1			5150.000	47.154	42.985	-6.846	54.000	4.170	AV
2		*	5182.900	99.438	95.379	N/A	N/A	4.059	AV

Note: Measure Level (dB $\mu$ V/m) = Reading Level (dB $\mu$ V) + Factor (dB)

Factor (dB) = Cable Loss (dB) + Antenna Factor (dB) (dB/m) - Pre\_Amplifier Gain (dB)



Site: AC1	Time: 2017/07/29 - 19:08
Limit: FCC_Part15.209_RE(3m)	Engineer: Kevin Ker
Probe: BBHA9120D_1GHz_18GHz	Polarity: Vertical
EUT: AC220 Wi-Fi AP OD external antenna US	Power: DC 54V
Test Mode: Transmit by 802.11ac-VHT20 at channel 5180MHz Ant 2	

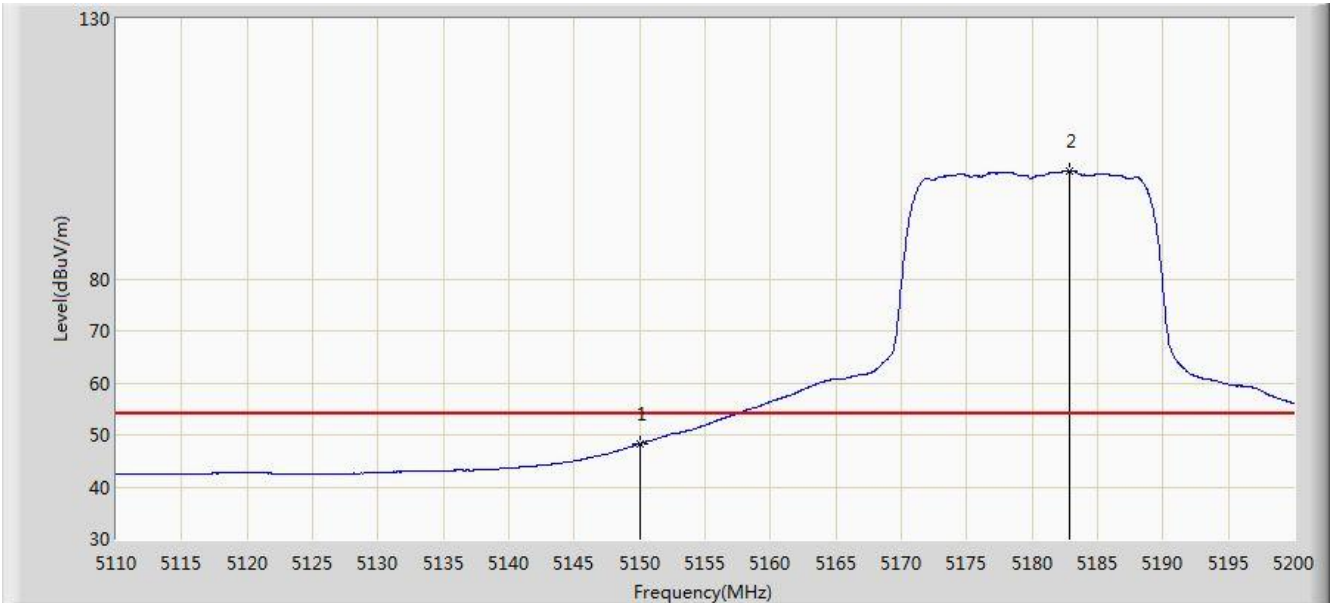


No	Flag	Mark	Frequency (MHz)	Measure Level (dBuV/m)	Reading Level (dBuV)	Margin (dB)	Limit (dBuV/m)	Factor (dB)	Type
1			5149.960	67.364	63.195	-6.636	74.000	4.170	PK
2			5150.000	67.037	62.868	-6.963	74.000	4.170	PK
3		*	5181.505	112.764	108.701	N/A	N/A	4.064	PK

Note: Measure Level (dB $\mu$ V/m) = Reading Level (dB $\mu$ V) + Factor (dB)

Factor (dB) = Cable Loss (dB) + Antenna Factor (dB) (dB/m) - Pre\_Amplifier Gain (dB)

Site: AC1	Time: 2017/07/29 - 19:10
Limit: FCC_Part15.209_RE(3m)	Engineer: Kevin Ker
Probe: BBHA9120D_1GHz_18GHz	Polarity: Vertical
EUT: AC220 Wi-Fi AP OD external antenna US	Power: DC 54V
Test Mode: Transmit by 802.11ac-VHT20 at channel 5180MHz Ant 2	

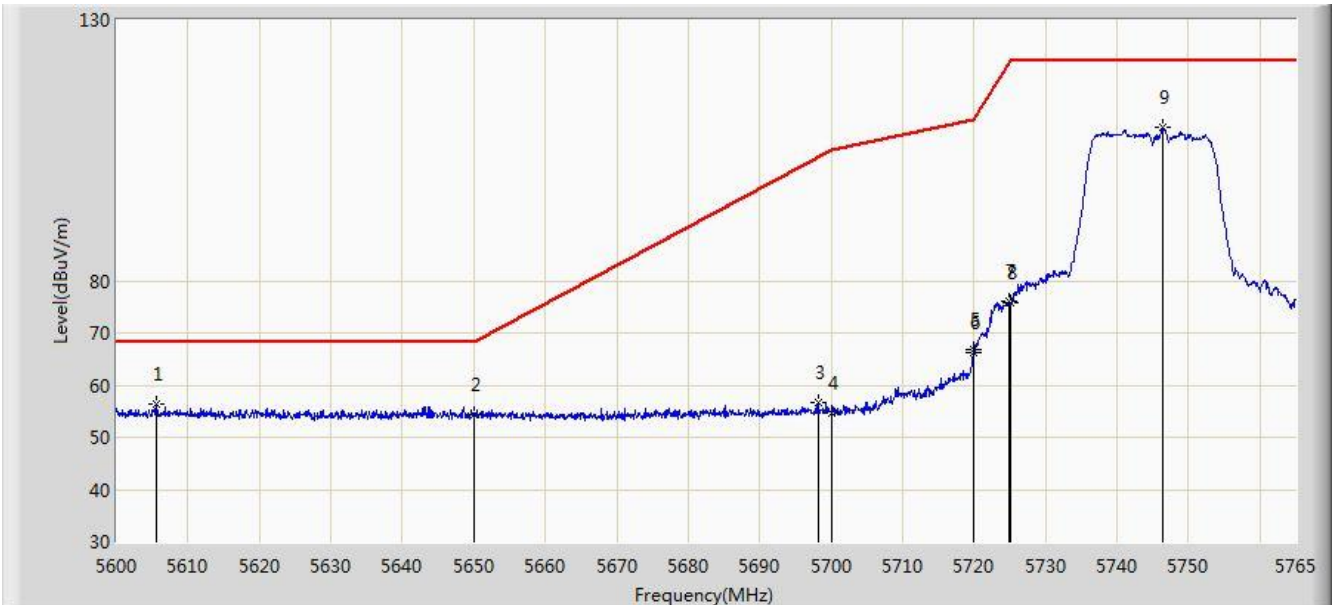


No	Flag	Mark	Frequency (MHz)	Measure Level (dBuV/m)	Reading Level (dBuV)	Margin (dB)	Limit (dBuV/m)	Factor (dB)	Type
1			5150.000	48.299	44.130	-5.701	54.000	4.170	AV
2		*	5182.900	100.718	96.659	N/A	N/A	4.059	AV

Note: Measure Level (dB $\mu$ V/m) = Reading Level (dB $\mu$ V) + Factor (dB)

Factor (dB) = Cable Loss (dB) + Antenna Factor (dB) (dB/m) - Pre\_Amplifier Gain (dB)

Site: AC1	Time: 2017/07/29 - 19:33
Limit: FCC_Part15.407_RE(3m)	Engineer: Kevin Ker
Probe: BBHA9120D_1GHz_18GHz	Polarity: Horizontal
EUT: AC220 Wi-Fi AP OD external antenna US	Power: DC 54V
Test Mode: Transmit by 802.11ac-VHT20 at channel 5745MHz Ant 2	

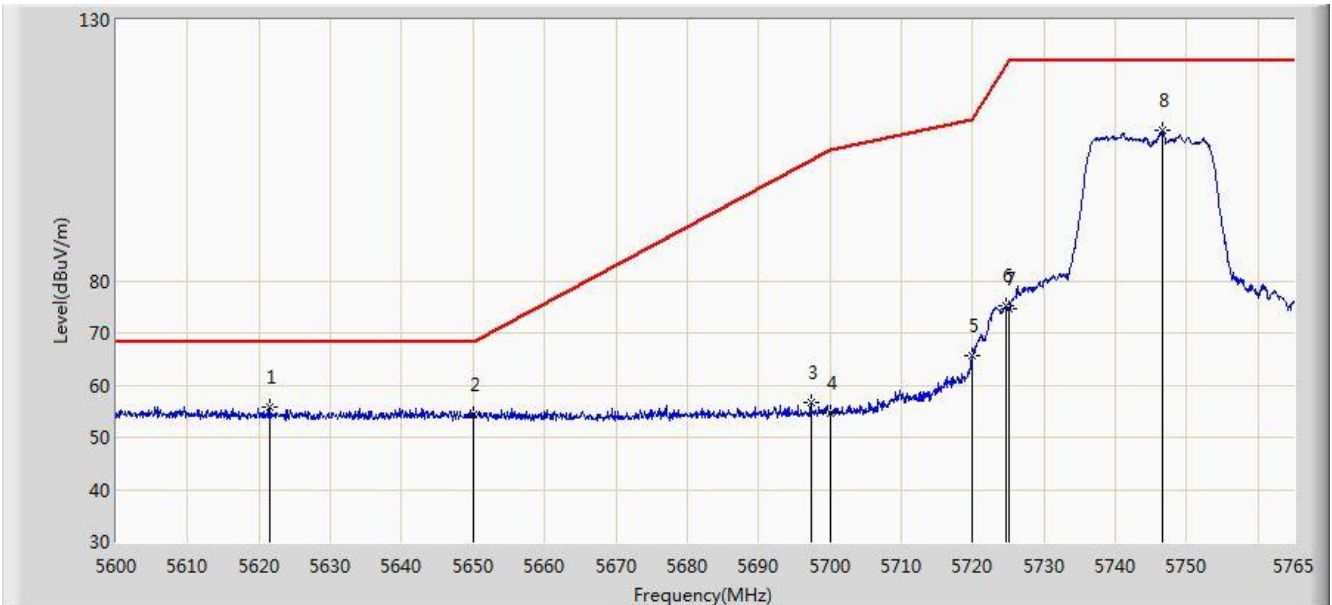


No	Flag	Mark	Frequency (MHz)	Measure Level (dBuV/m)	Reading Level (dBuV)	Margin (dB)	Limit (dBuV/m)	Factor (dB)	Type
1			5605.527	56.347	51.807	-11.853	68.200	4.540	PK
2			5650.000	54.482	49.811	-13.718	68.200	4.671	PK
3			5698.175	56.619	51.750	-47.447	104.066	4.868	PK
4			5700.000	54.614	49.736	-50.586	105.200	4.878	PK
5			5719.873	66.701	61.705	-44.063	110.765	4.997	PK
6			5720.000	66.301	61.304	-44.499	110.800	4.997	PK
7			5724.905	76.021	70.993	-45.962	121.983	5.029	PK
8			5725.000	75.682	70.653	-46.518	122.200	5.029	PK
9		*	5746.437	109.533	104.370	N/A	N/A	5.163	PK

Note: Measure Level (dB $\mu$ V/m) = Reading Level (dB $\mu$ V) + Factor (dB)

Factor (dB) = Cable Loss (dB) + Antenna Factor (dB) (dB/m) - Pre\_Amplifier Gain (dB)

Site: AC1	Time: 2017/07/29 - 19:35
Limit: FCC_Part15.407_RE(3m)	Engineer: Kevin Ker
Probe: BBHA9120D_1GHz_18GHz	Polarity: Vertical
EUT: AC220 Wi-Fi AP OD external antenna US	Power: DC 54V
Test Mode: Transmit by 802.11ac-VHT20 at channel 5745MHz Ant 2	

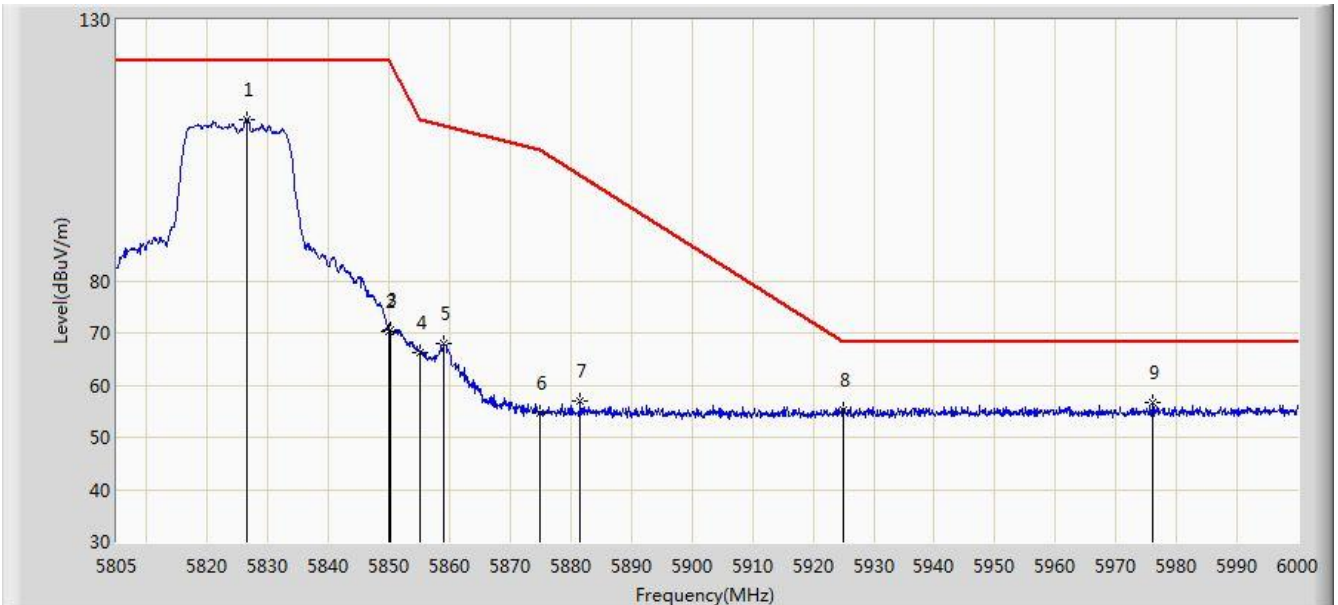


No	Flag	Mark	Frequency (MHz)	Measure Level (dBuV/m)	Reading Level (dBuV)	Margin (dB)	Limit (dBuV/m)	Factor (dB)	Type
1			5621.533	55.783	51.198	-12.417	68.200	4.585	PK
2			5650.000	54.359	49.688	-13.841	68.200	4.671	PK
3			5697.350	56.796	51.932	-46.757	103.553	4.865	PK
4			5700.000	54.558	49.680	-50.642	105.200	4.878	PK
5			5720.000	65.707	60.710	-45.093	110.800	4.997	PK
6			5724.740	75.102	70.075	-46.505	121.607	5.028	PK
7			5725.000	74.537	69.508	-47.663	122.200	5.029	PK
8		*	5746.685	108.741	103.576	N/A	N/A	5.165	PK

Note: Measure Level (dB $\mu$ V/m) = Reading Level (dB $\mu$ V) + Factor (dB)

Factor (dB) = Cable Loss (dB) + Antenna Factor (dB) (dB/m) - Pre\_Amplifier Gain (dB)

Site: AC1	Time: 2017/07/29 - 19:39
Limit: FCC_Part15.407_RE(3m)	Engineer: Kevin Ker
Probe: BBHA9120D_1GHz_18GHz	Polarity: Horizontal
EUT: AC220 Wi-Fi AP OD external antenna US	Power: DC 54V
Test Mode: Transmit by 802.11ac-VHT20 at channel 5825MHz Ant 2	

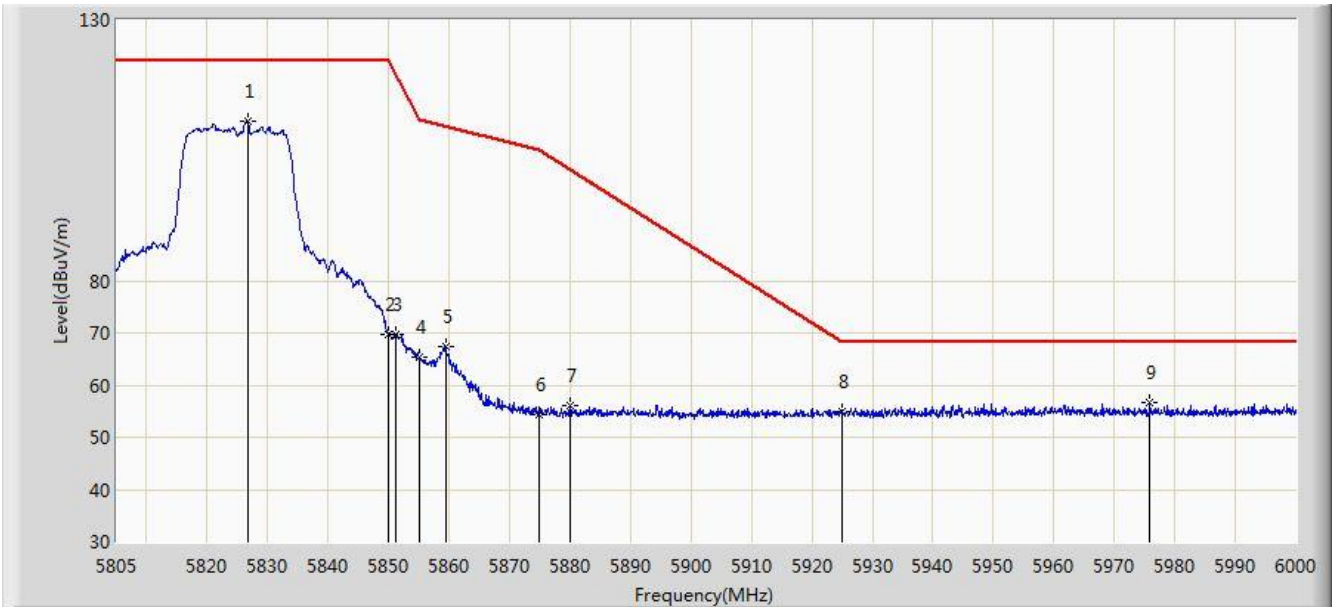


No	Flag	Mark	Frequency (MHz)	Measure Level (dBuV/m)	Reading Level (dBuV)	Margin (dB)	Limit (dBuV/m)	Factor (dB)	Type
1		*	5826.547	110.936	105.339	N/A	N/A	5.596	PK
2			5850.000	70.362	64.636	-51.838	122.200	5.726	PK
3			5850.143	70.586	64.860	-51.288	121.874	5.726	PK
4			5855.000	66.226	60.480	-44.574	110.800	5.746	PK
5			5858.917	67.932	62.170	-41.769	109.702	5.762	PK
6			5875.000	54.563	48.743	-50.637	105.200	5.820	PK
7			5881.538	57.097	51.255	-44.008	101.105	5.842	PK
8			5925.000	55.359	49.393	-12.841	68.200	5.967	PK
9			5976.015	56.770	50.699	-11.430	68.200	6.071	PK

Note: Measure Level (dB $\mu$ V/m) = Reading Level (dB $\mu$ V) + Factor (dB)

Factor (dB) = Cable Loss (dB) + Antenna Factor (dB) (dB/m) - Pre\_Amplifier Gain (dB)

Site: AC1	Time: 2017/07/29 - 19:41
Limit: FCC_Part15.407_RE(3m)	Engineer: Kevin Ker
Probe: BBHA9120D_1GHz_18GHz	Polarity: Vertical
EUT: AC220 Wi-Fi AP OD external antenna US	Power: DC 54V
Test Mode: Transmit by 802.11ac-VHT20 at channel 5825MHz Ant 2	

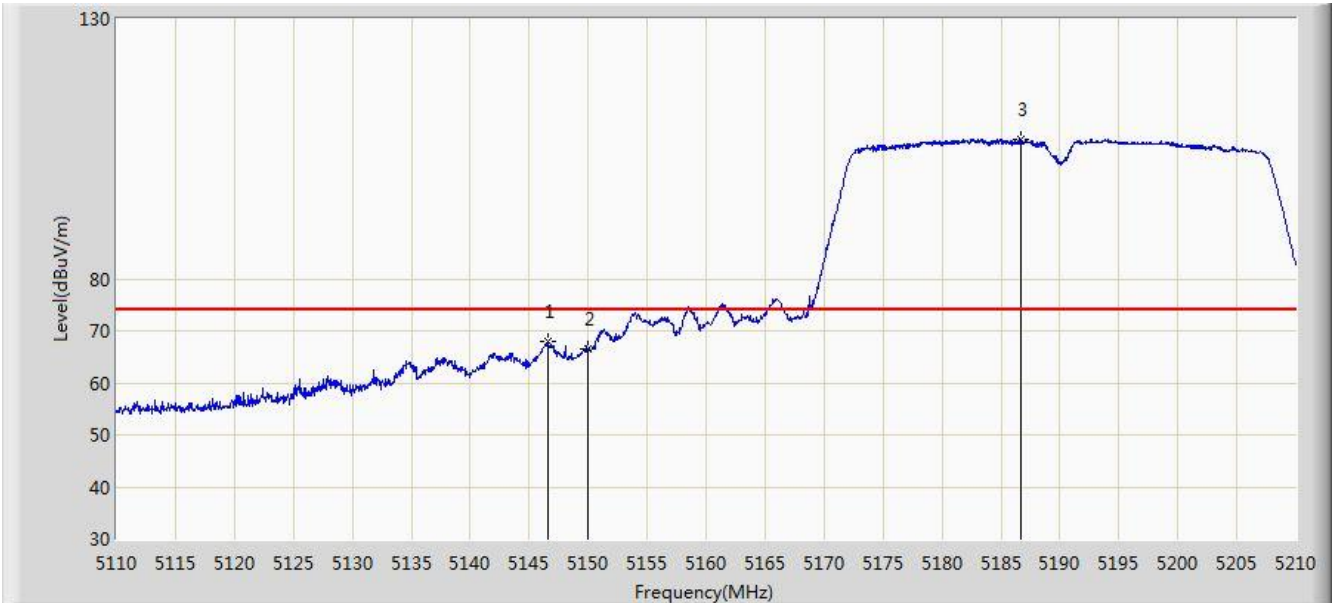


No	Flag	Mark	Frequency (MHz)	Measure Level (dBuV/m)	Reading Level (dBuV)	Margin (dB)	Limit (dBuV/m)	Factor (dB)	Type
1		*	5826.645	110.593	104.995	N/A	N/A	5.598	PK
2			5850.000	69.823	64.097	-52.377	122.200	5.726	PK
3			5851.215	69.741	64.010	-49.688	119.429	5.731	PK
4			5855.000	65.289	59.543	-45.511	110.800	5.746	PK
5			5859.405	67.437	61.673	-42.128	109.565	5.765	PK
6			5875.000	54.377	48.557	-50.823	105.200	5.820	PK
7			5880.075	56.133	50.296	-45.888	102.021	5.837	PK
8			5925.000	55.067	49.101	-13.133	68.200	5.967	PK
9			5975.917	56.644	50.573	-11.556	68.200	6.071	PK

Note: Measure Level (dB $\mu$ V/m) = Reading Level (dB $\mu$ V) + Factor (dB)

Factor (dB) = Cable Loss (dB) + Antenna Factor (dB) (dB/m) - Pre\_Amplifier Gain (dB)

Site: AC1	Time: 2017/07/29 - 19:51
Limit: FCC_Part15.209_RE(3m)	Engineer: Kevin Ker
Probe: BBHA9120D_1GHz_18GHz	Polarity: Horizontal
EUT: AC220 Wi-Fi AP OD external antenna US	Power: DC 54V
Test Mode: Transmit by 802.11ac-VHT40 at channel 5190MHz Ant 2	

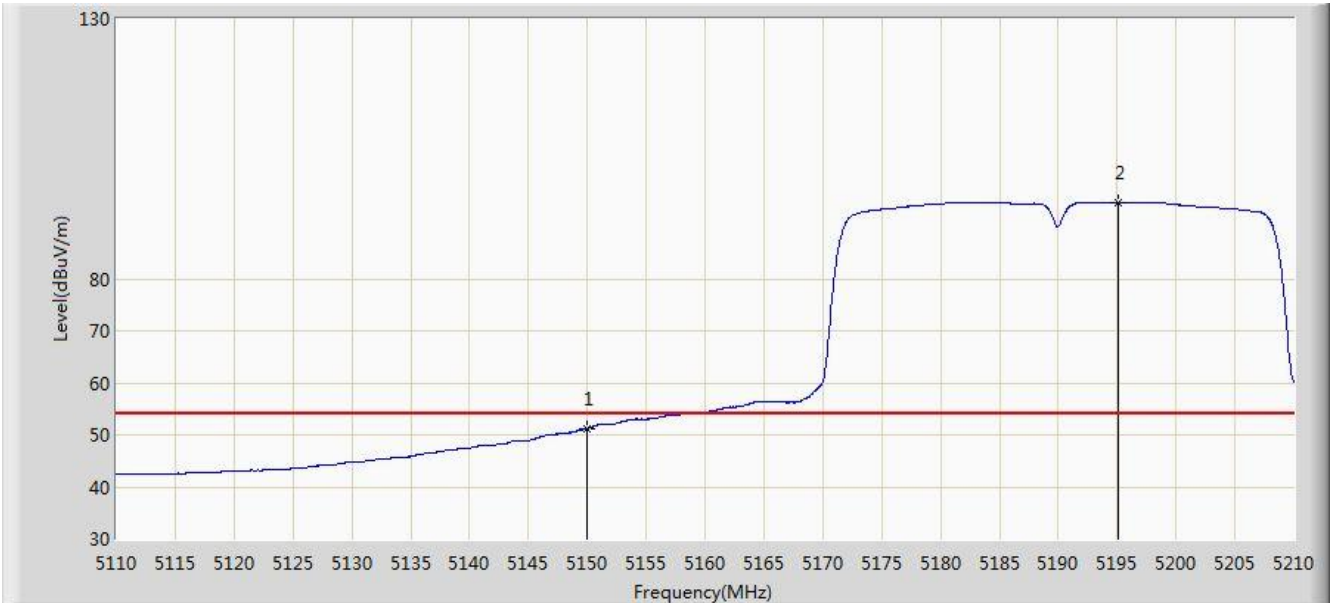


No	Flag	Mark	Frequency (MHz)	Measure Level (dBuV/m)	Reading Level (dBuV)	Margin (dB)	Limit (dBuV/m)	Factor (dB)	Type
1			5146.600	68.057	63.881	-5.943	74.000	4.176	PK
2			5150.000	66.429	62.260	-7.571	74.000	4.170	PK
3		*	5186.750	106.943	102.898	N/A	N/A	4.045	PK

Note: Measure Level (dBμV/m) = Reading Level (dBμV) + Factor (dB)

Factor (dB) = Cable Loss (dB) + Antenna Factor (dB) (dB/m) - Pre\_Amplifier Gain (dB)

Site: AC1	Time: 2017/07/29 - 19:53
Limit: FCC_Part15.209_RE(3m)	Engineer: Kevin Ker
Probe: BBHA9120D_1GHz_18GHz	Polarity: Horizontal
EUT: AC220 Wi-Fi AP OD external antenna US	Power: DC 54V
Test Mode: Transmit by 802.11ac-VHT40 at channel 5190MHz Ant 2	



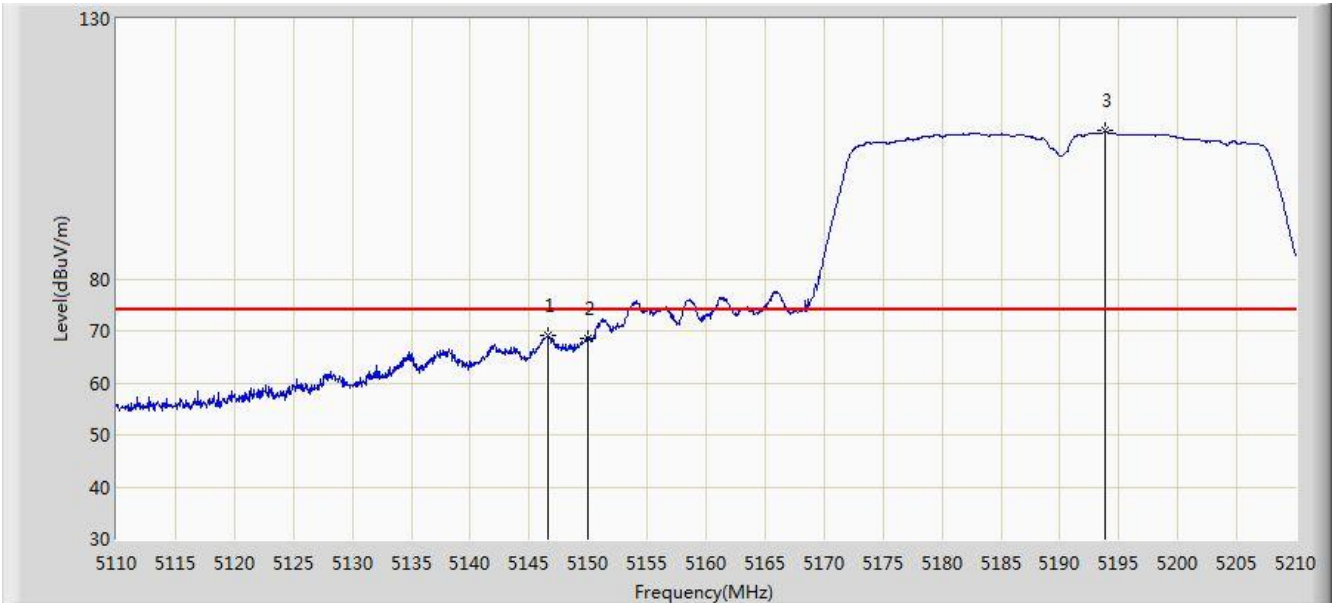
No	Flag	Mark	Frequency (MHz)	Measure Level (dBuV/m)	Reading Level (dBuV)	Margin (dB)	Limit (dBuV/m)	Factor (dB)	Type
1			5150.000	51.156	46.987	-2.844	54.000	4.170	AV
2		*	5195.150	94.752	90.737	N/A	N/A	4.015	AV

Note: Measure Level (dB $\mu$ V/m) = Reading Level (dB $\mu$ V) + Factor (dB)

Factor (dB) = Cable Loss (dB) + Antenna Factor (dB) (dB/m) - Pre\_Amplifier Gain (dB)



Site: AC1	Time: 2017/07/29 - 19:50
Limit: FCC_Part15.209_RE(3m)	Engineer: Kevin Ker
Probe: BBHA9120D_1GHz_18GHz	Polarity: Vertical
EUT: AC220 Wi-Fi AP OD external antenna US	Power: DC 54V
Test Mode: Transmit by 802.11ac-VHT40 at channel 5190MHz Ant 2	

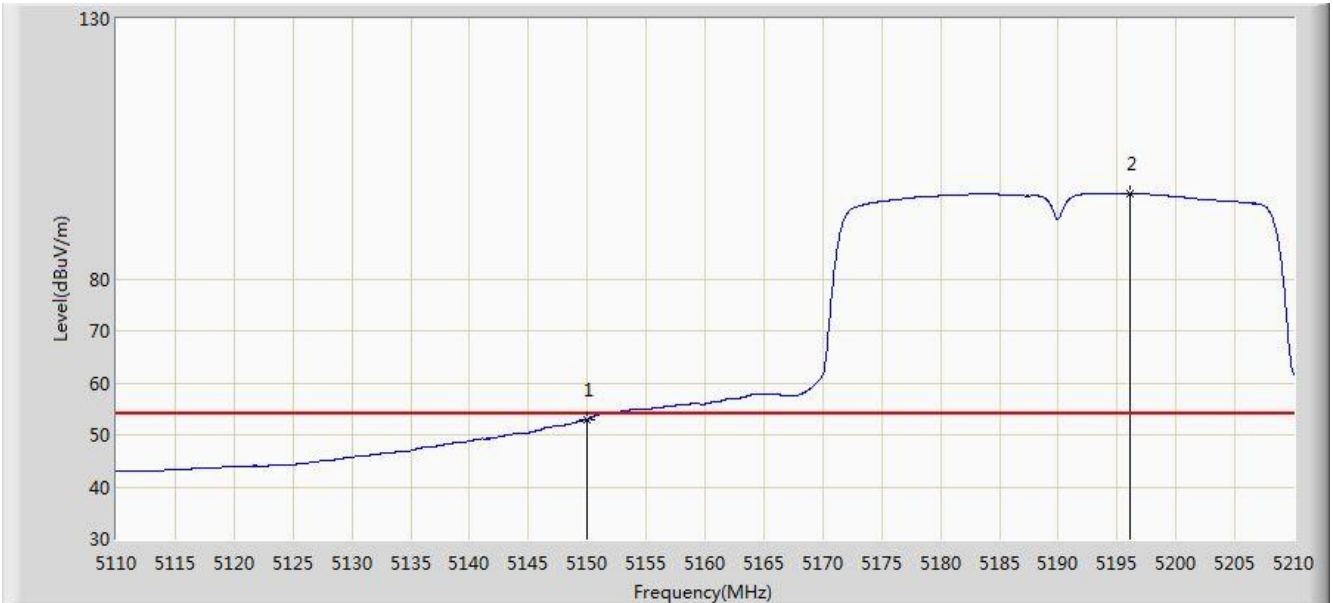


No	Flag	Mark	Frequency (MHz)	Measure Level (dBuV/m)	Reading Level (dBuV)	Margin (dB)	Limit (dBuV/m)	Factor (dB)	Type
1			5146.650	69.137	64.961	-4.863	74.000	4.176	PK
2			5150.000	68.448	64.279	-5.552	74.000	4.170	PK
3		*	5193.800	108.421	104.401	N/A	N/A	4.020	PK

Note: Measure Level (dBμV/m) = Reading Level (dBμV) + Factor (dB)

Factor (dB) = Cable Loss (dB) + Antenna Factor (dB) (dB/m) - Pre\_Amplifier Gain (dB)

Site: AC1	Time: 2017/07/29 - 19:49
Limit: FCC_Part15.209_RE(3m)	Engineer: Kevin Ker
Probe: BBHA9120D_1GHz_18GHz	Polarity: Vertical
EUT: AC220 Wi-Fi AP OD external antenna US	Power: DC 54V
Test Mode: Transmit by 802.11ac-VHT40 at channel 5190MHz Ant 2	

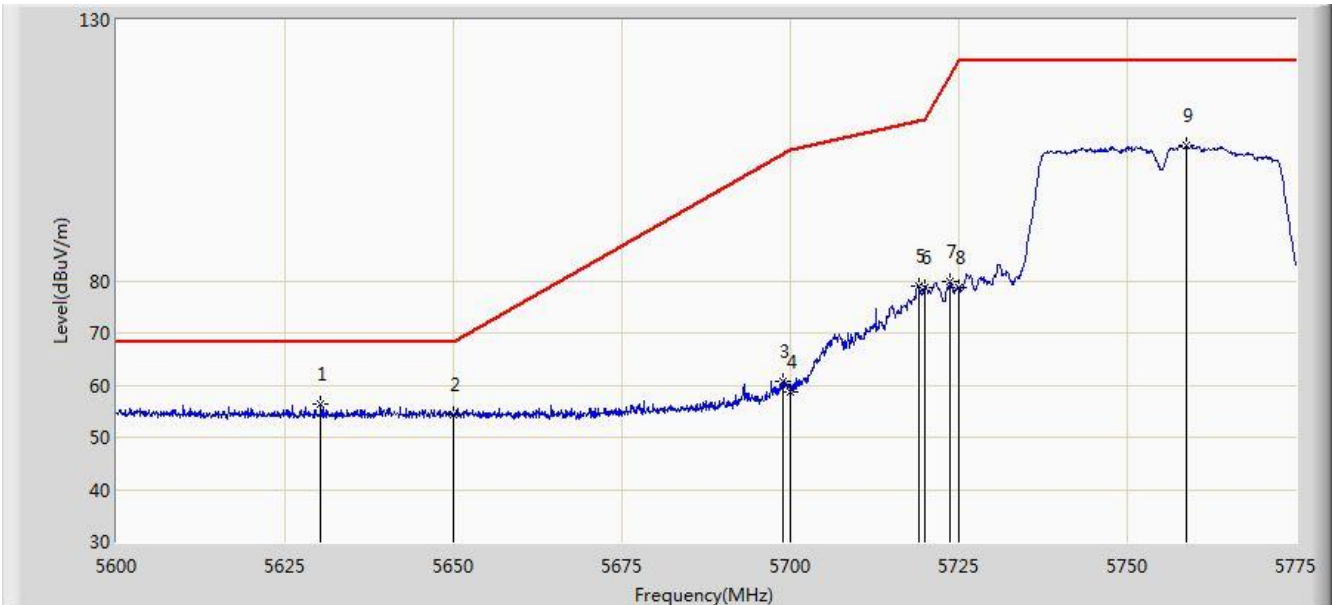


No	Flag	Mark	Frequency (MHz)	Measure Level (dBuV/m)	Reading Level (dBuV)	Margin (dB)	Limit (dBuV/m)	Factor (dB)	Type
1			5150.000	52.942	48.773	-1.058	54.000	4.170	AV
2		*	5196.050	96.389	92.377	N/A	N/A	4.012	AV

Note: Measure Level (dBμV/m) = Reading Level (dBμV) + Factor (dB)

Factor (dB) = Cable Loss (dB) + Antenna Factor (dB) (dB/m) - Pre\_Amplifier Gain (dB)

Site: AC1	Time: 2017/07/29 - 20:23
Limit: FCC_Part15.407_RE(3m)	Engineer: Kevin Ker
Probe: BBHA9120D_1GHz_18GHz	Polarity: Horizontal
EUT: AC220 Wi-Fi AP OD external antenna US	Power: DC 54V
Test Mode: Transmit by 802.11ac-VHT40 at channel 5755MHz Ant 2	

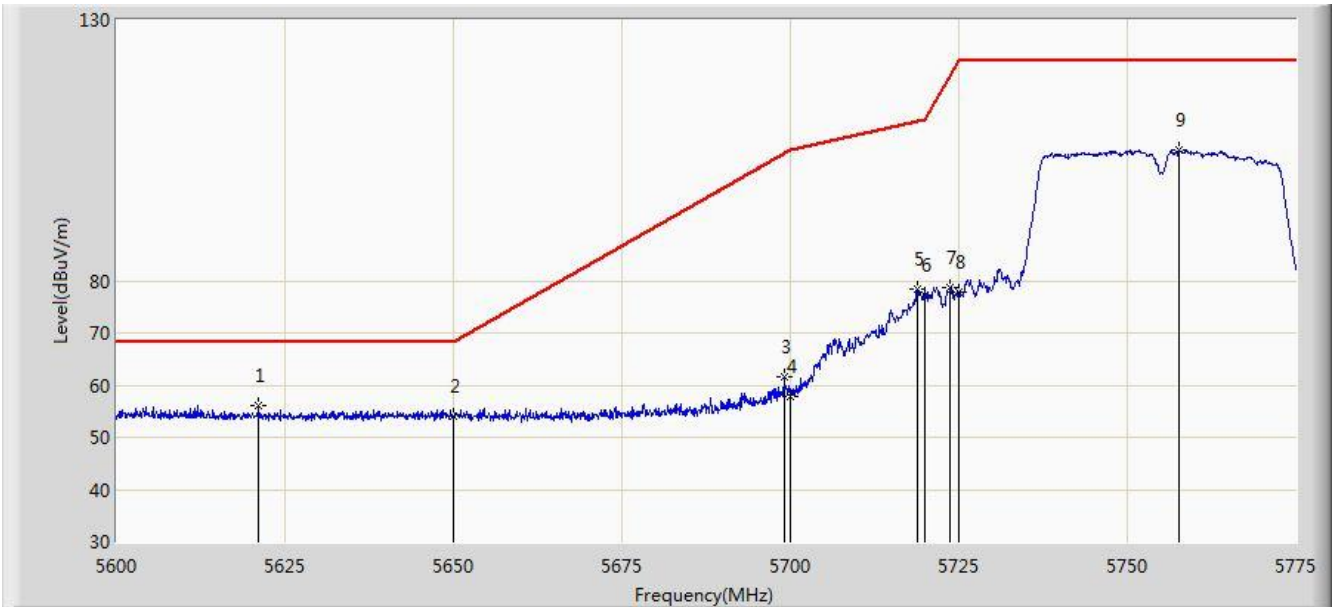


No	Flag	Mark	Frequency (MHz)	Measure Level (dBuV/m)	Reading Level (dBuV)	Margin (dB)	Limit (dBuV/m)	Factor (dB)	Type
1			5630.362	56.300	51.690	-11.900	68.200	4.610	PK
2			5650.000	54.209	49.538	-13.991	68.200	4.671	PK
3			5698.962	60.738	55.865	-43.817	104.555	4.872	PK
4			5700.000	58.826	53.948	-46.374	105.200	4.878	PK
5			5719.000	79.058	74.068	-31.462	110.520	4.990	PK
6			5720.000	78.561	73.564	-32.239	110.800	4.997	PK
7			5723.725	79.831	74.810	-39.463	119.294	5.021	PK
8			5725.000	78.597	73.568	-43.603	122.200	5.029	PK
9		*	5758.812	105.869	100.636	N/A	N/A	5.233	PK

Note: Measure Level (dB $\mu$ V/m) = Reading Level (dB $\mu$ V) + Factor (dB)

Factor (dB) = Cable Loss (dB) + Antenna Factor (dB) (dB/m) - Pre\_Amplifier Gain (dB)

Site: AC1	Time: 2017/07/29 - 20:26
Limit: FCC_Part15.407_RE(3m)	Engineer: Kevin Ker
Probe: BBHA9120D_1GHz_18GHz	Polarity: Vertical
EUT: AC220 Wi-Fi AP OD external antenna US	Power: DC 54V
Test Mode: Transmit by 802.11ac-VHT40 at channel 5755MHz Ant 2	

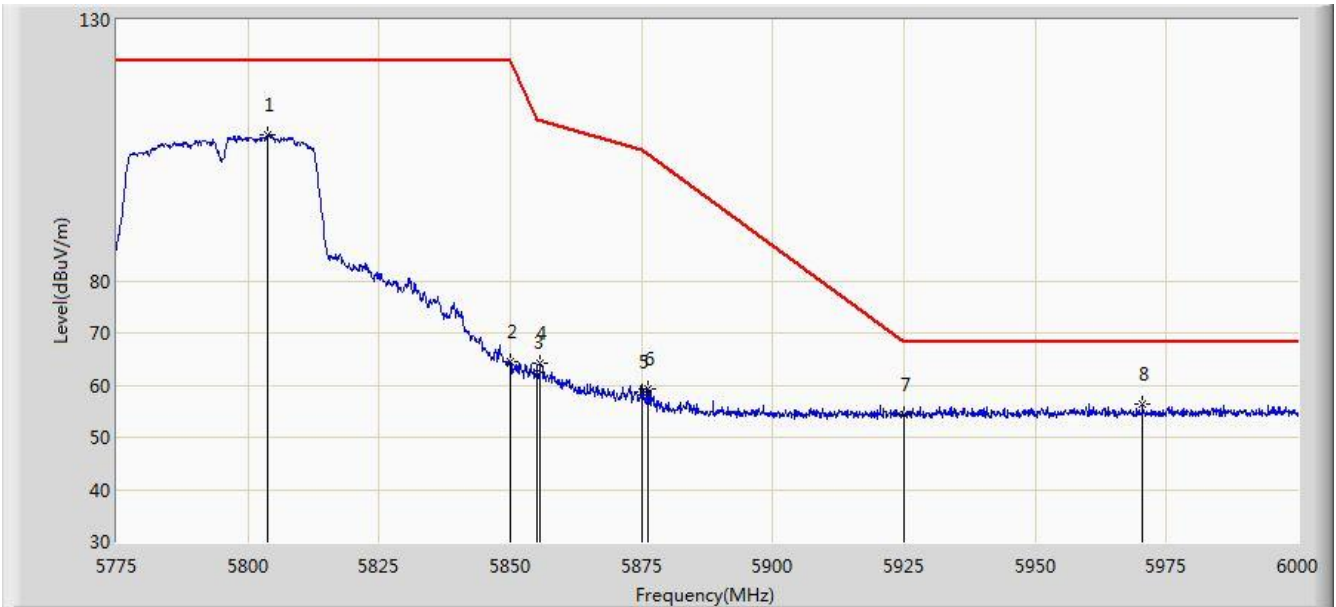


No	Flag	Mark	Frequency (MHz)	Measure Level (dBuV/m)	Reading Level (dBuV)	Margin (dB)	Limit (dBuV/m)	Factor (dB)	Type
1			5621.087	56.055	51.471	-12.145	68.200	4.584	PK
2			5650.000	53.945	49.274	-14.255	68.200	4.671	PK
3			5699.138	61.650	56.776	-43.015	104.664	4.874	PK
4			5700.000	57.759	52.881	-47.441	105.200	4.878	PK
5			5718.913	78.421	73.431	-32.075	110.496	4.990	PK
6			5720.000	77.336	72.339	-33.464	110.800	4.997	PK
7			5723.725	78.830	73.809	-40.464	119.294	5.021	PK
8			5725.000	77.846	72.817	-44.354	122.200	5.029	PK
9		*	5757.675	104.971	99.744	N/A	N/A	5.226	PK

Note: Measure Level (dB $\mu$ V/m) = Reading Level (dB $\mu$ V) + Factor (dB)

Factor (dB) = Cable Loss (dB) + Antenna Factor (dB) (dB/m) - Pre\_Amplifier Gain (dB)

Site: AC1	Time: 2017/07/29 - 20:29
Limit: FCC_Part15.407_RE(3m)	Engineer: Kevin Ker
Probe: BBHA9120D_1GHz_18GHz	Polarity: Horizontal
EUT: AC220 Wi-Fi AP OD external antenna US	Power: DC 54V
Test Mode: Transmit by 802.11ac-VHT40 at channel 5795MHz Ant 2	

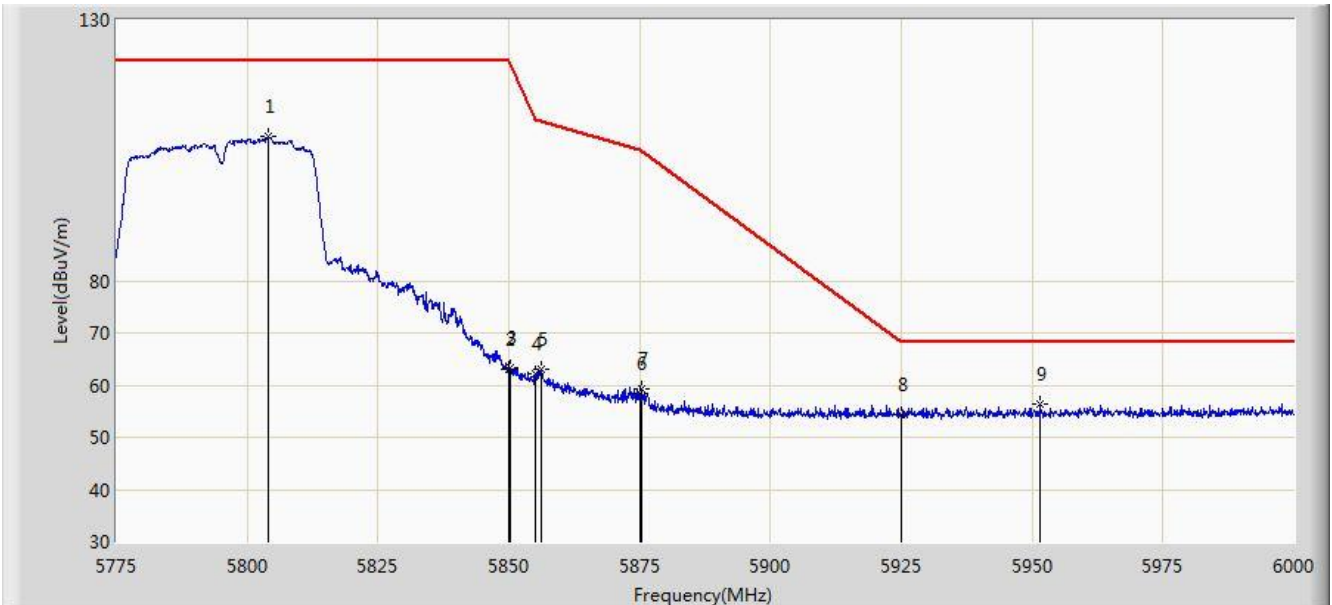


No	Flag	Mark	Frequency (MHz)	Measure Level (dBuV/m)	Reading Level (dBuV)	Margin (dB)	Limit (dBuV/m)	Factor (dB)	Type
1		*	5803.800	107.978	102.512	N/A	N/A	5.466	PK
2			5850.000	64.427	58.701	-57.773	122.200	5.726	PK
3			5855.000	62.344	56.598	-48.456	110.800	5.746	PK
4			5855.775	64.150	58.401	-46.432	110.583	5.749	PK
5			5875.000	58.701	52.881	-46.499	105.200	5.820	PK
6			5876.138	59.343	53.519	-45.144	104.487	5.824	PK
7			5925.000	54.279	48.313	-13.921	68.200	5.967	PK
8			5970.525	56.363	50.301	-11.837	68.200	6.062	PK

Note: Measure Level (dB $\mu$ V/m) = Reading Level (dB $\mu$ V) + Factor (dB)

Factor (dB) = Cable Loss (dB) + Antenna Factor (dB) (dB/m) - Pre\_Amplifier Gain (dB)

Site: AC1	Time: 2017/07/29 - 20:31
Limit: FCC_Part15.407_RE(3m)	Engineer: Kevin Ker
Probe: BBHA9120D_1GHz_18GHz	Polarity: Vertical
EUT: AC220 Wi-Fi AP OD external antenna US	Power: DC 54V
Test Mode: Transmit by 802.11ac-VHT40 at channel 5795MHz Ant 2	

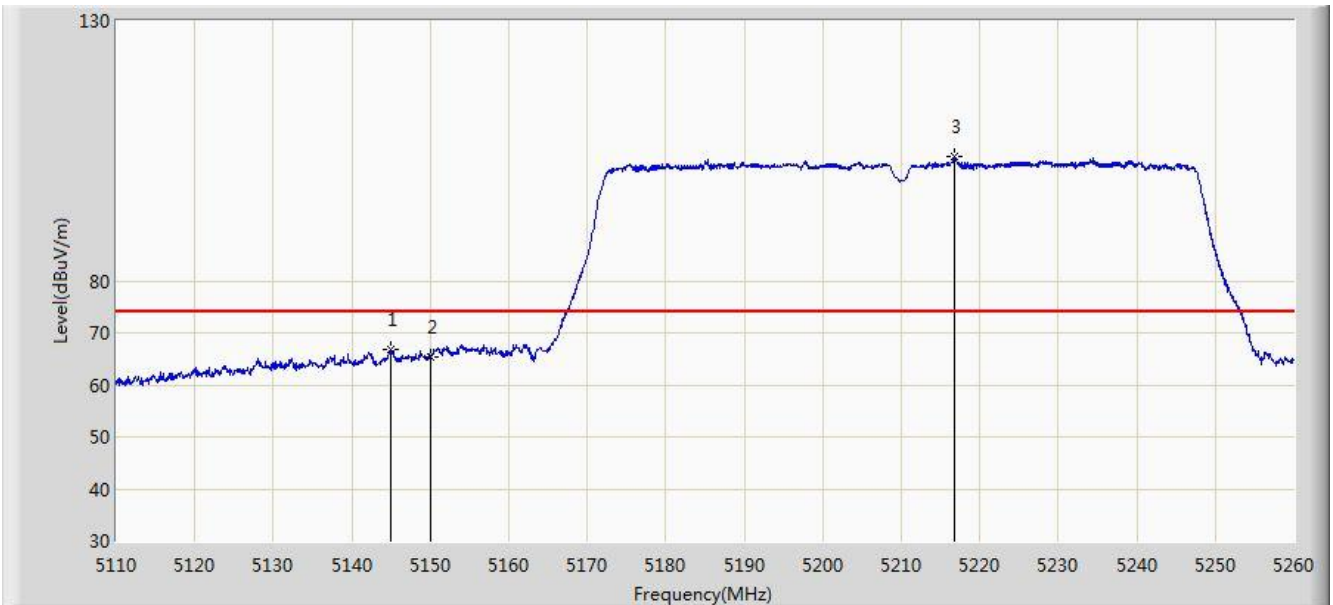


No	Flag	Mark	Frequency (MHz)	Measure Level (dBuV/m)	Reading Level (dBuV)	Margin (dB)	Limit (dBuV/m)	Factor (dB)	Type
1		*	5803.913	107.559	102.092	N/A	N/A	5.467	PK
2			5850.000	63.125	57.399	-59.075	122.200	5.726	PK
3			5850.150	63.408	57.682	-58.450	121.858	5.726	PK
4			5855.000	62.181	56.435	-48.619	110.800	5.746	PK
5			5856.112	63.150	57.399	-47.338	110.488	5.751	PK
6			5875.000	58.434	52.614	-46.766	105.200	5.820	PK
7			5875.462	59.266	53.445	-45.644	104.910	5.821	PK
8			5925.000	54.350	48.384	-13.850	68.200	5.967	PK
9			5951.513	56.475	50.446	-11.725	68.200	6.030	PK

Note: Measure Level (dBuV/m) = Reading Level (dBuV) + Factor (dB)

Factor (dB) = Cable Loss (dB) + Antenna Factor (dB) (dB/m) - Pre\_Amplifier Gain (dB)

Site: AC1	Time: 2017/07/29 - 20:39
Limit: FCC_Part15.209_RE(3m)	Engineer: Kevin Ker
Probe: BBHA9120D_1GHz_18GHz	Polarity: Horizontal
EUT: AC220 Wi-Fi AP OD external antenna US	Power: DC 54V
Test Mode: Transmit by 802.11ac-VHT80 at channel 5210MHz Ant 2	

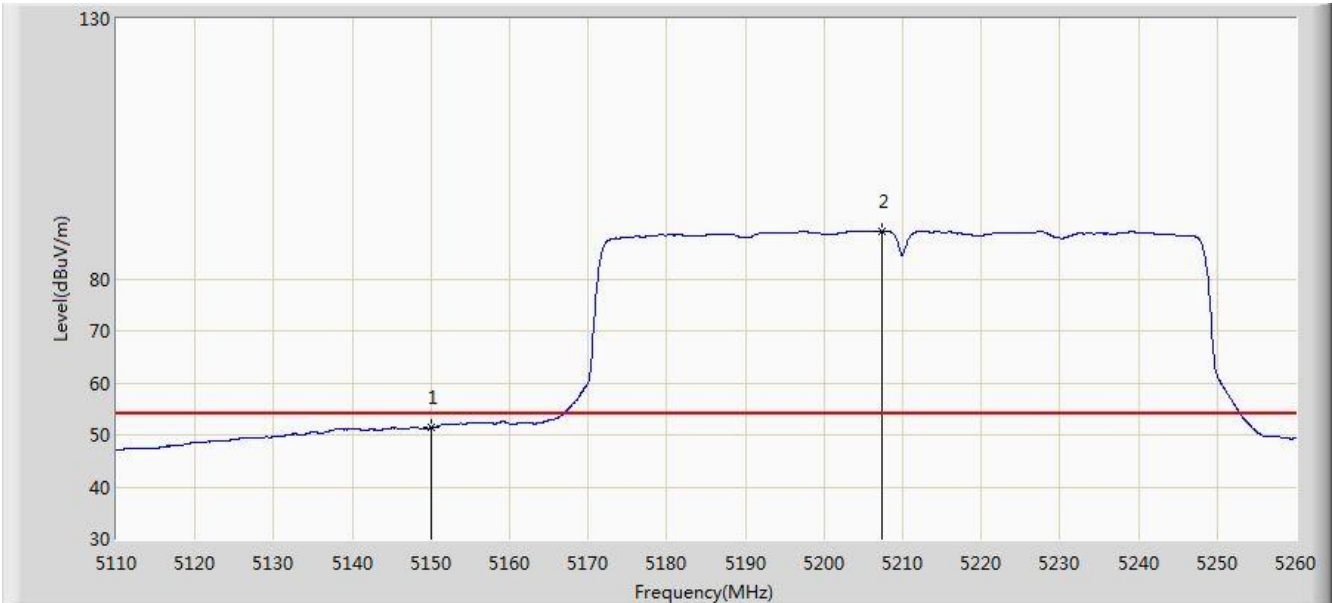


No	Flag	Mark	Frequency (MHz)	Measure Level (dBuV/m)	Reading Level (dBuV)	Margin (dB)	Limit (dBuV/m)	Factor (dB)	Type
1			5144.950	66.919	62.743	-7.081	74.000	4.175	PK
2			5150.000	65.356	61.187	-8.644	74.000	4.170	PK
3		*	5216.725	103.771	99.822	N/A	N/A	3.949	PK

Note: Measure Level (dB $\mu$ V/m) = Reading Level (dB $\mu$ V) + Factor (dB)

Factor (dB) = Cable Loss (dB) + Antenna Factor (dB) (dB/m) - Pre\_Amplifier Gain (dB)

Site: AC1	Time: 2017/07/29 - 20:40
Limit: FCC_Part15.209_RE(3m)	Engineer: Kevin Ker
Probe: BBHA9120D_1GHz_18GHz	Polarity: Horizontal
EUT: AC220 Wi-Fi AP OD external antenna US	Power: DC 54V
Test Mode: Transmit by 802.11ac-VHT80 at channel 5210MHz Ant 2	



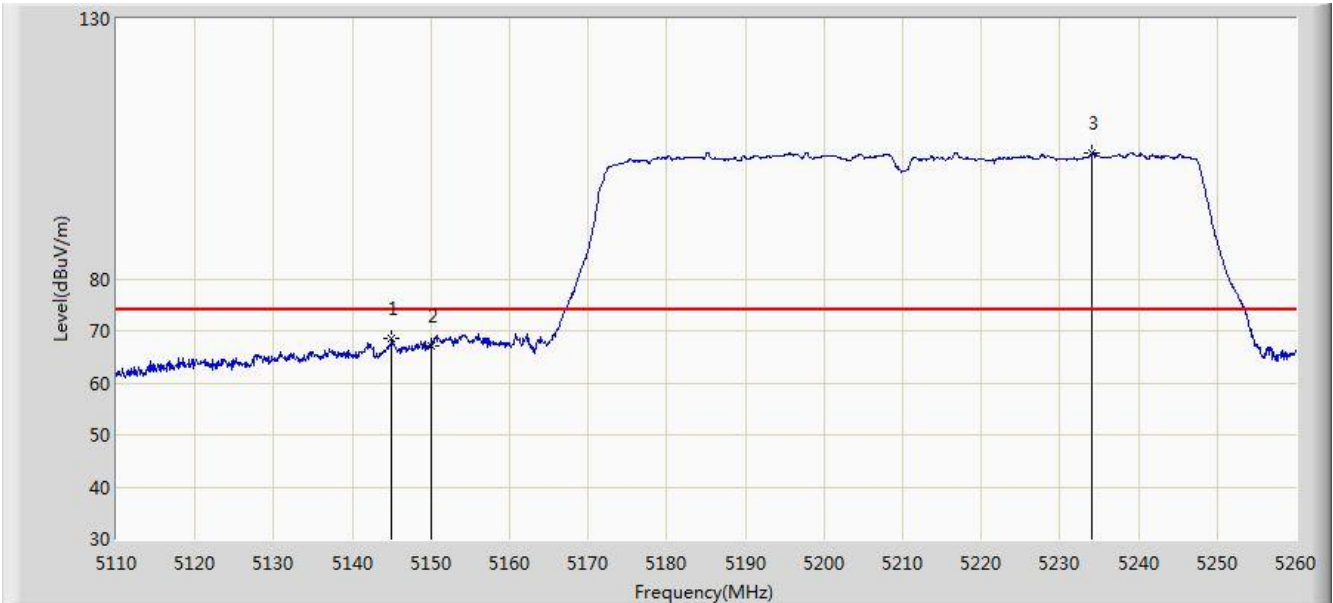
No	Flag	Mark	Frequency (MHz)	Measure Level (dBuV/m)	Reading Level (dBuV)	Margin (dB)	Limit (dBuV/m)	Factor (dB)	Type
1			5150.000	51.363	47.194	-2.637	54.000	4.170	AV
2		*	5207.275	89.240	85.263	N/A	N/A	3.976	AV

Note: Measure Level (dBμV/m) = Reading Level (dBμV) + Factor (dB)

Factor (dB) = Cable Loss (dB) + Antenna Factor (dB) (dB/m) - Pre\_Amplifier Gain (dB)



Site: AC1	Time: 2017/07/29 - 20:39
Limit: FCC_Part15.209_RE(3m)	Engineer: Kevin Ker
Probe: BBHA9120D_1GHz_18GHz	Polarity: Vertical
EUT: AC220 Wi-Fi AP OD external antenna US	Power: DC 54V
Test Mode: Transmit by 802.11ac-VHT80 at channel 5210MHz Ant 2	

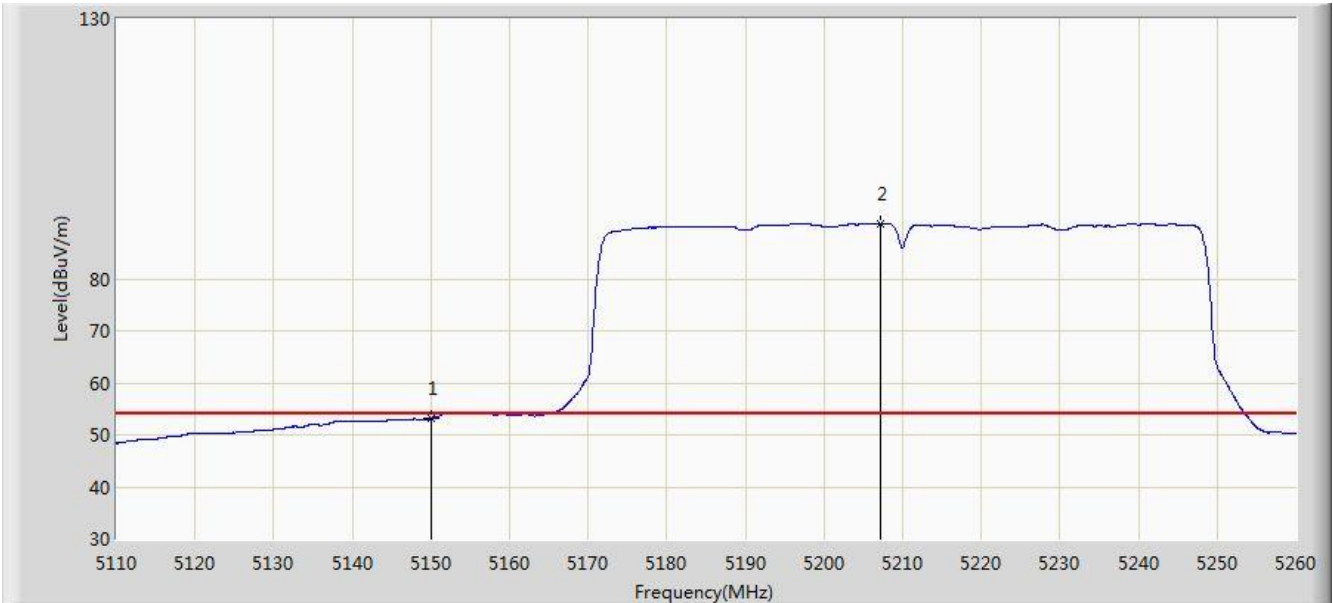


No	Flag	Mark	Frequency (MHz)	Measure Level (dBuV/m)	Reading Level (dBuV)	Margin (dB)	Limit (dBuV/m)	Factor (dB)	Type
1			5145.025	68.442	64.266	-5.558	74.000	4.176	PK
2			5150.000	67.216	63.047	-6.784	74.000	4.170	PK
3		*	5234.125	104.319	100.422	N/A	N/A	3.898	PK

Note: Measure Level (dB $\mu$ V/m) = Reading Level (dB $\mu$ V) + Factor (dB)

Factor (dB) = Cable Loss (dB) + Antenna Factor (dB) (dB/m) - Pre\_Amplifier Gain (dB)

Site: AC1	Time: 2017/07/29 - 20:38
Limit: FCC_Part15.209_RE(3m)	Engineer: Kevin Ker
Probe: BBHA9120D_1GHz_18GHz	Polarity: Vertical
EUT: AC220 Wi-Fi AP OD external antenna US	Power: DC 54V
Test Mode: Transmit by 802.11ac-VHT80 at channel 5210MHz Ant 2	

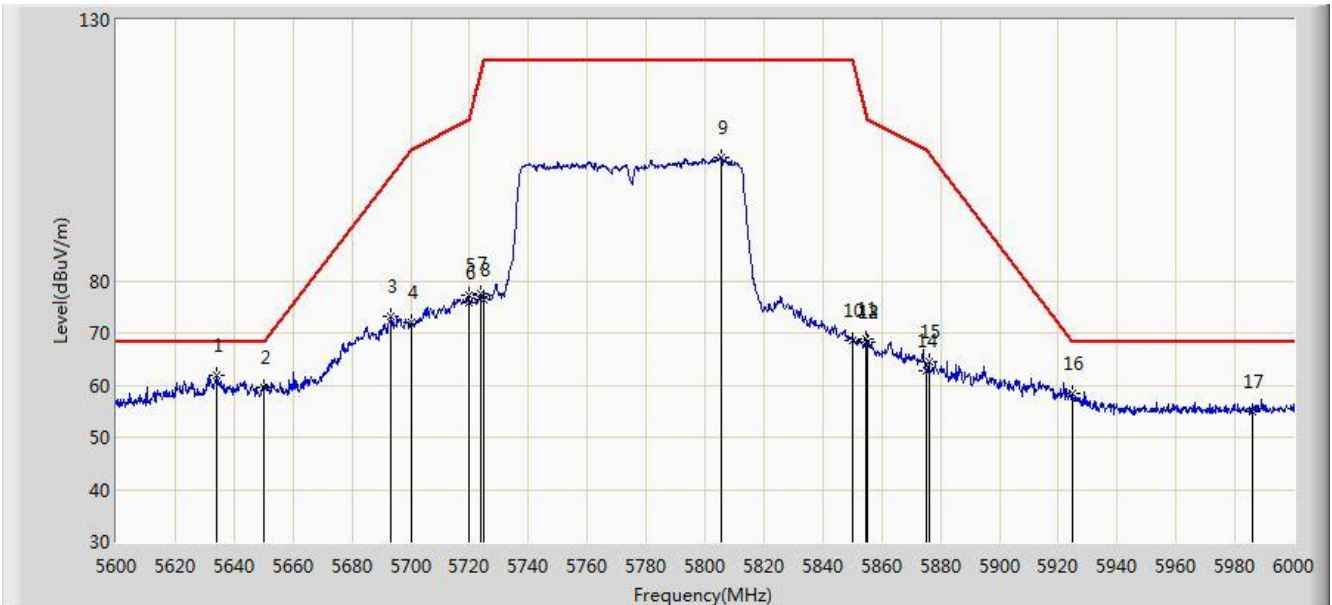


No	Flag	Mark	Frequency (MHz)	Measure Level (dBuV/m)	Reading Level (dBuV)	Margin (dB)	Limit (dBuV/m)	Factor (dB)	Type
1			5150.000	53.171	49.002	-0.829	54.000	4.170	AV
2		*	5207.200	90.720	86.743	N/A	N/A	3.976	AV

Note: Measure Level (dBμV/m) = Reading Level (dBμV) + Factor (dB)

Factor (dB) = Cable Loss (dB) + Antenna Factor (dB) (dB/m) - Pre\_Amplifier Gain (dB)

Site: AC1	Time: 2017/07/29 - 21:12
Limit: FCC_Part15.407_RE(3m)	Engineer: Kevin Ker
Probe: BBHA9120D_1GHz_18GHz	Polarity: Horizontal
EUT: AC220 Wi-Fi AP OD external antenna US	Power: DC 54V
Test Mode: Transmit by 802.11ac-VHT80 at channel 5775MHz Ant 2	

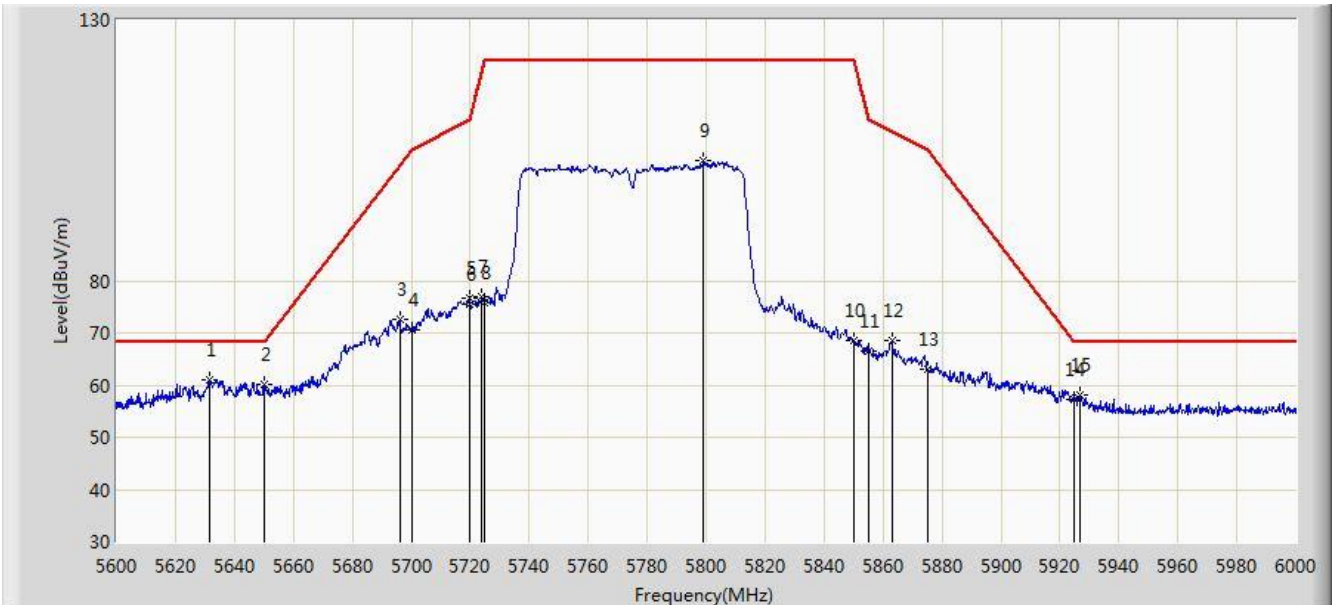


No	Flag	Mark	Frequency (MHz)	Measure Level (dBuV/m)	Reading Level (dBuV)	Margin (dB)	Limit (dBuV/m)	Factor (dB)	Type
1		*	5634.200	61.999	57.378	-6.201	68.200	4.621	PK
2			5650.000	59.568	54.897	-8.632	68.200	4.671	PK
3			5693.200	73.110	68.268	-27.863	100.973	4.841	PK
4			5700.000	72.125	67.247	-33.075	105.200	4.878	PK
5			5719.800	77.282	72.286	-33.463	110.744	4.995	PK
6			5720.000	75.865	70.868	-34.935	110.800	4.997	PK
7			5724.000	77.576	72.553	-42.345	119.921	5.022	PK
8			5725.000	76.431	71.402	-45.769	122.200	5.029	PK
9			5805.400	103.575	98.100	N/A	N/A	5.475	PK
10			5850.000	68.544	62.818	-53.656	122.200	5.726	PK
11			5854.400	68.929	63.185	-43.239	112.167	5.744	PK
12			5855.000	68.205	62.459	-42.595	110.800	5.746	PK
13			5855.200	68.289	62.542	-42.455	110.744	5.746	PK
14			5875.000	62.877	57.057	-42.323	105.200	5.820	PK
15			5876.200	64.514	58.690	-39.934	104.448	5.824	PK
16			5925.000	58.291	52.325	-9.909	68.200	5.967	PK
17			5986.200	54.935	48.847	-13.265	68.200	6.087	PK

Note: Measure Level (dB $\mu$ V/m) = Reading Level (dB $\mu$ V) + Factor (dB)

Factor (dB) = Cable Loss (dB) + Antenna Factor (dB) (dB/m) - Pre\_Amplifier Gain (dB)

Site: AC1	Time: 2017/07/29 - 21:16
Limit: FCC_Part15.407_RE(3m)	Engineer: Kevin Ker
Probe: BBHA9120D_1GHz_18GHz	Polarity: Vertical
EUT: AC220 Wi-Fi AP OD external antenna US	Power: DC 54V
Test Mode: Transmit by 802.11ac-VHT80 at channel 5775MHz Ant 2	

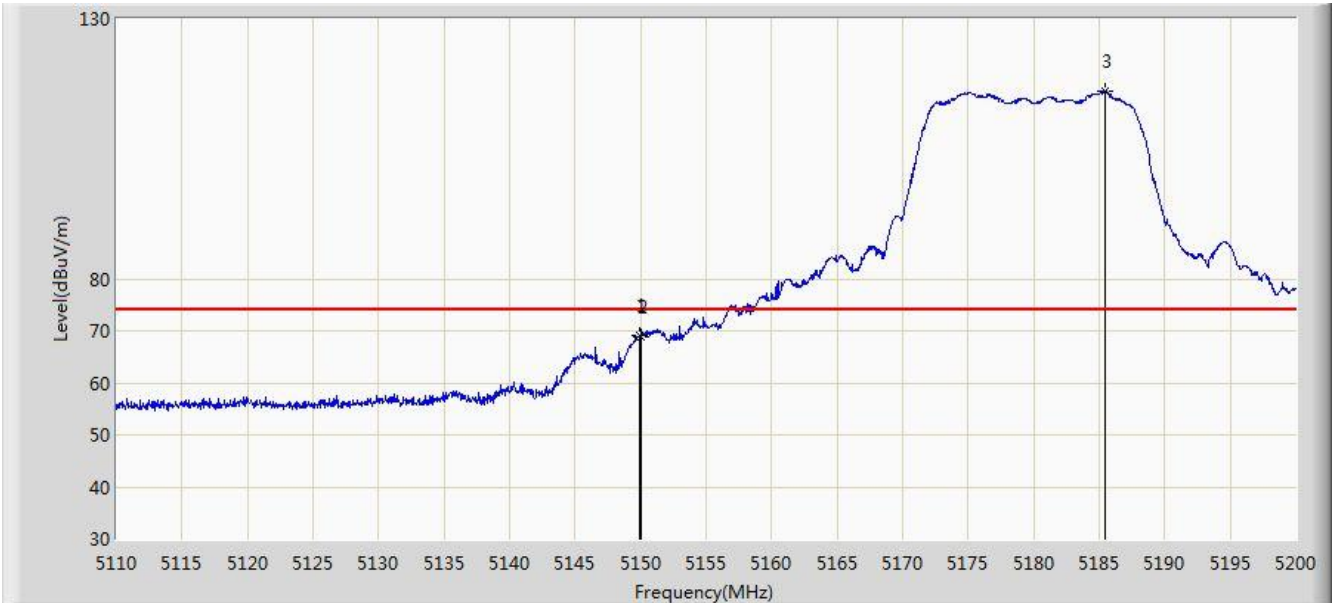


No	Flag	Mark	Frequency (MHz)	Measure Level (dBuV/m)	Reading Level (dBuV)	Margin (dB)	Limit (dBuV/m)	Factor (dB)	Type
1		*	5631.400	61.138	56.525	-7.062	68.200	4.613	PK
2			5650.000	60.203	55.532	-7.997	68.200	4.671	PK
3			5696.000	72.560	67.703	-30.154	102.714	4.857	PK
4			5700.000	70.582	65.704	-34.618	105.200	4.878	PK
5			5719.600	76.583	71.589	-34.105	110.688	4.994	PK
6			5720.000	75.614	70.617	-35.186	110.800	4.997	PK
7			5724.000	76.905	71.882	-43.016	119.921	5.022	PK
8			5725.000	75.860	70.831	-46.340	122.200	5.029	PK
9			5799.200	103.012	97.571	N/A	N/A	5.441	PK
10			5850.000	68.518	62.792	-53.682	122.200	5.726	PK
11			5855.000	66.459	60.713	-44.341	110.800	5.746	PK
12			5863.000	68.587	62.808	-39.971	108.558	5.779	PK
13			5875.000	62.982	57.162	-42.218	105.200	5.820	PK
14			5925.000	57.122	51.156	-11.078	68.200	5.967	PK
15			5926.600	58.218	52.248	-9.982	68.200	5.970	PK

Note: Measure Level (dBuV/m) = Reading Level (dBuV) + Factor (dB)

Factor (dB) = Cable Loss (dB) + Antenna Factor (dB) (dB/m) - Pre\_Amplifier Gain (dB)

Site: AC1	Time: 2017/07/29 - 21:21
Limit: FCC_Part15.209_RE(3m)	Engineer: Kevin Ker
Probe: BBHA9120D_1GHz_18GHz	Polarity: Horizontal
EUT: AC220 Wi-Fi AP OD external antenna US	Power: DC 54V
Test Mode: Transmit by 802.11a at channel 5180MHz Ant 1 + 2 (CDD Mode)	

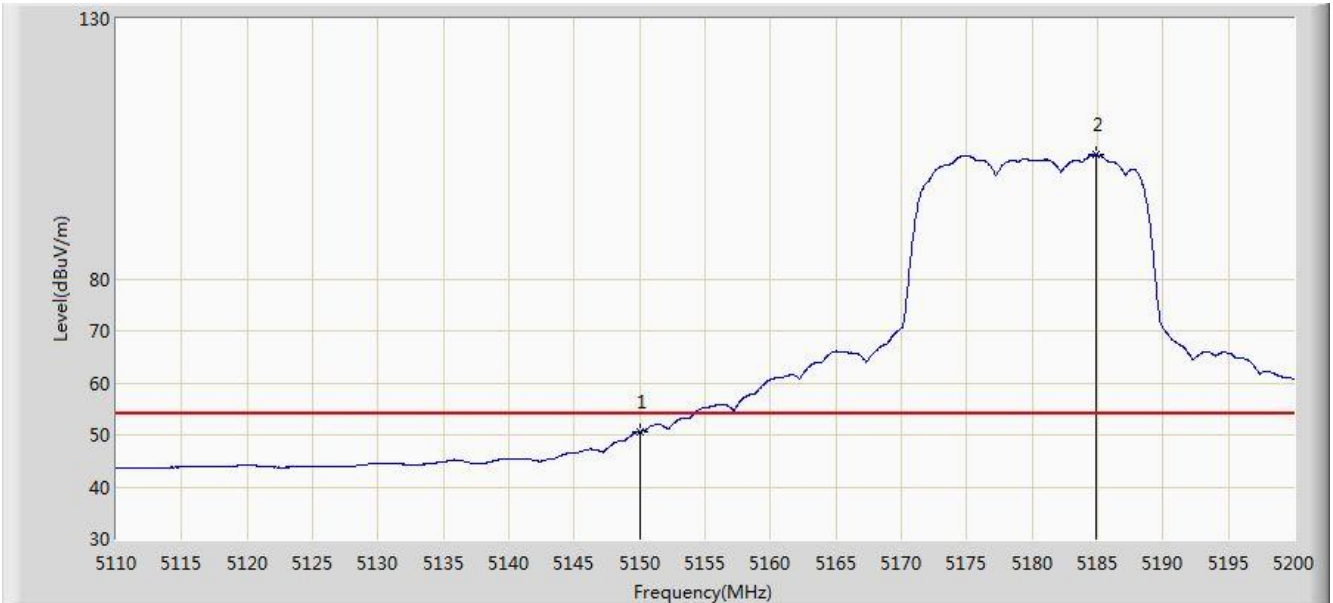


No	Flag	Mark	Frequency (MHz)	Measure Level (dBuV/m)	Reading Level (dBuV)	Margin (dB)	Limit (dBuV/m)	Factor (dB)	Type
1			5149.915	69.053	64.883	-4.947	74.000	4.170	PK
2			5150.000	68.820	64.651	-5.180	74.000	4.170	PK
3		*	5185.420	116.207	112.157	N/A	N/A	4.049	PK

Note: Measure Level (dB $\mu$ V/m) = Reading Level (dB $\mu$ V) + Factor (dB)

Factor (dB) = Cable Loss (dB) + Antenna Factor (dB) (dB/m) - Pre\_Amplifier Gain (dB)

Site: AC1	Time: 2017/07/29 - 21:43
Limit: FCC_Part15.209_RE(3m)	Engineer: Kevin Ker
Probe: BBHA9120D_1GHz_18GHz	Polarity: Horizontal
EUT: AC220 Wi-Fi AP OD external antenna US	Power: DC 54V
Test Mode: Transmit by 802.11a at channel 5180MHz Ant 1 + 2 (CDD Mode)	

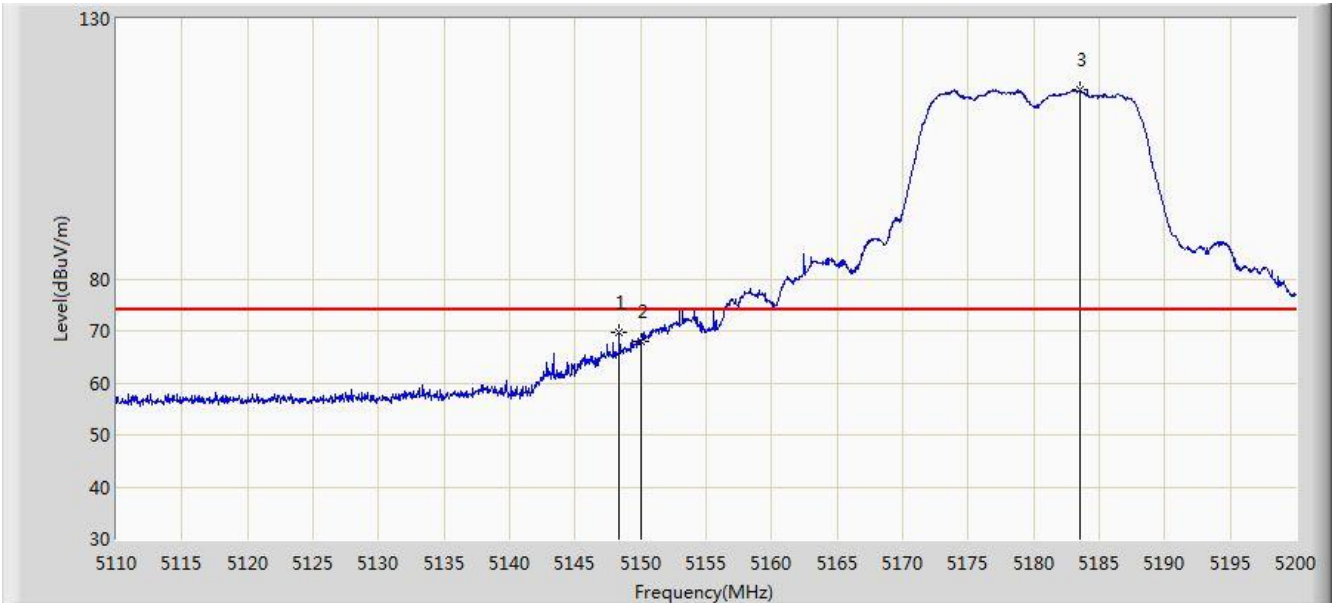


No	Flag	Mark	Frequency (MHz)	Measure Level (dBuV/m)	Reading Level (dBuV)	Margin (dB)	Limit (dBuV/m)	Factor (dB)	Type
1			5150.000	50.688	46.519	-3.312	54.000	4.170	AV
2		*	5184.925	103.812	99.761	N/A	N/A	4.052	AV

Note: Measure Level (dB $\mu$ V/m) = Reading Level (dB $\mu$ V) + Factor (dB)

Factor (dB) = Cable Loss (dB) + Antenna Factor (dB) (dB/m) - Pre\_Amplifier Gain (dB)

Site: AC1	Time: 2017/07/29 - 21:45
Limit: FCC_Part15.209_RE(3m)	Engineer: Kevin Ker
Probe: BBHA9120D_1GHz_18GHz	Polarity: Vertical
EUT: AC220 Wi-Fi AP OD external antenna US	Power: DC 54V
Test Mode: Transmit by 802.11a at channel 5180MHz Ant 1 + 2 (CDD Mode)	



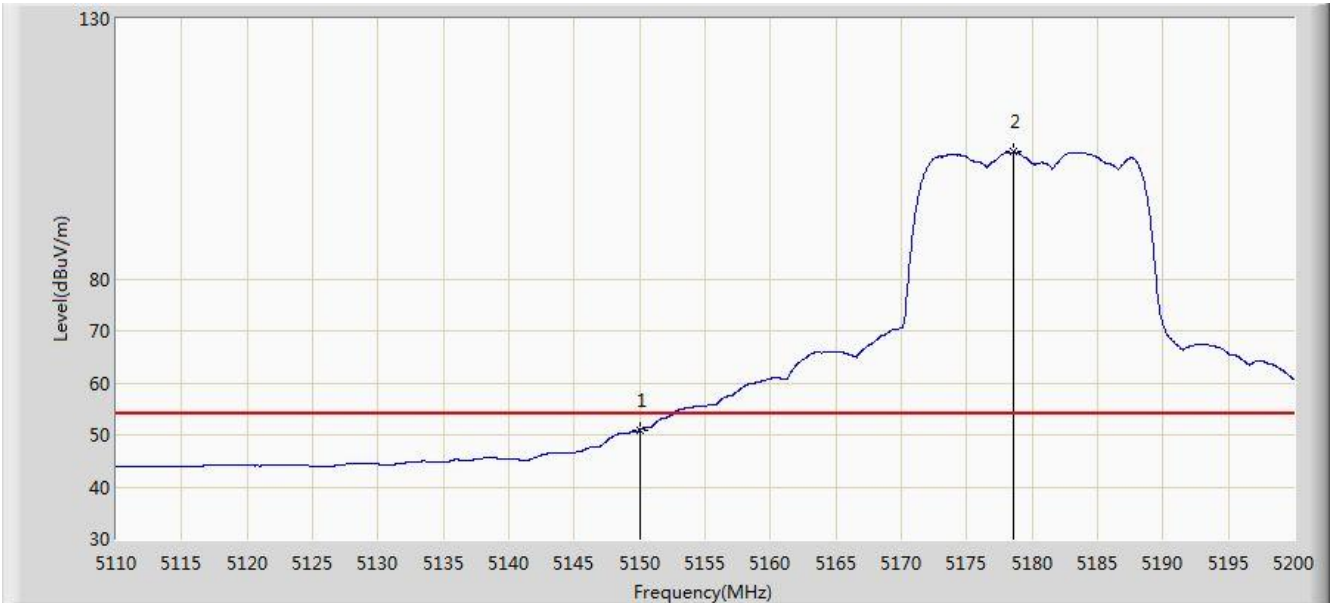
No	Flag	Mark	Frequency (MHz)	Measure Level (dBuV/m)	Reading Level (dBuV)	Margin (dB)	Limit (dBuV/m)	Factor (dB)	Type
1			5148.385	69.784	65.610	-4.216	74.000	4.174	PK
2			5150.000	68.114	63.945	-5.886	74.000	4.170	PK
3		*	5183.575	116.363	112.307	42.363	74.000	4.057	PK
4			5350.000	76.929	73.024	N/A	N/A	3.904	PK

Note: Measure Level (dBμV/m) = Reading Level (dBμV) + Factor (dB)

Factor (dB) = Cable Loss (dB) + Antenna Factor (dB) (dB/m) - Pre\_Amplifier Gain (dB)



Site: AC1	Time: 2017/07/29 - 21:47
Limit: FCC_Part15.209_RE(3m)	Engineer: Kevin Ker
Probe: BBHA9120D_1GHz_18GHz	Polarity: Vertical
EUT: AC220 Wi-Fi AP OD external antenna US	Power: DC 54V
Test Mode: Transmit by 802.11a at channel 5180MHz Ant 1 + 2 (CDD Mode)	

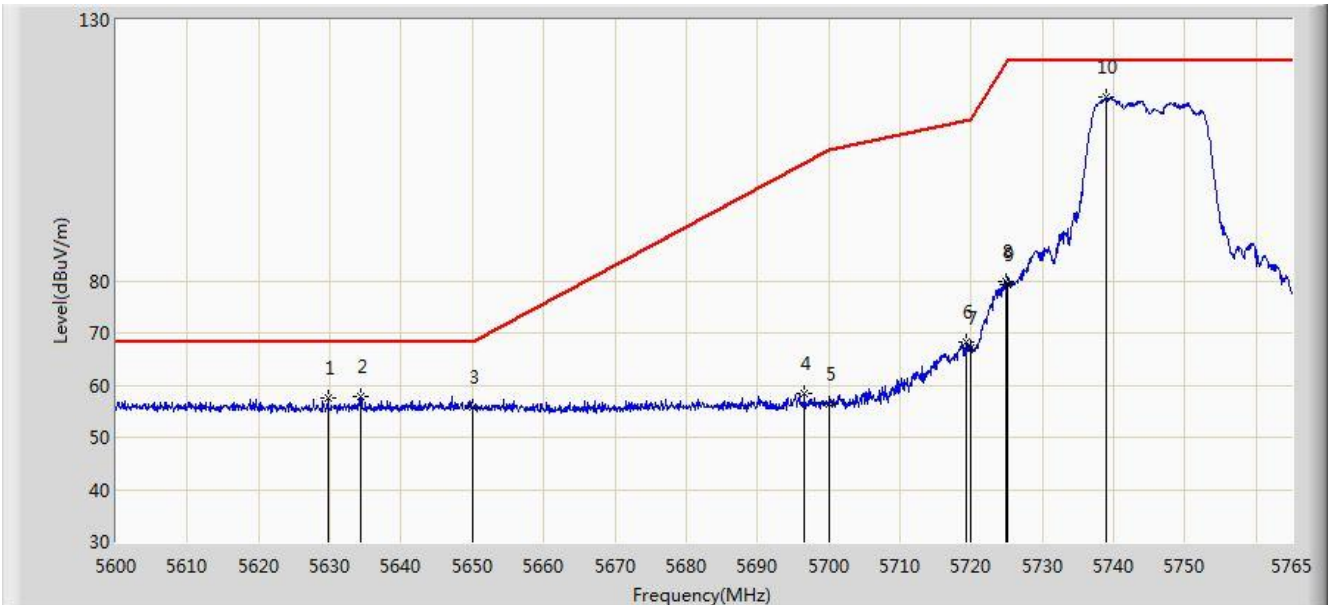


No	Flag	Mark	Frequency (MHz)	Measure Level (dBuV/m)	Reading Level (dBuV)	Margin (dB)	Limit (dBuV/m)	Factor (dB)	Type
1			5150.000	50.959	46.790	-3.041	54.000	4.170	AV
2		*	5178.625	104.360	100.286	N/A	N/A	4.074	AV

Note: Measure Level (dB $\mu$ V/m) = Reading Level (dB $\mu$ V) + Factor (dB)

Factor (dB) = Cable Loss (dB) + Antenna Factor (dB) (dB/m) - Pre\_Amplifier Gain (dB)

Site: AC1	Time: 2017/07/29 - 22:20
Limit: FCC_Part15.407_RE(3m)	Engineer: Kevin Ker
Probe: BBHA9120D_1GHz_18GHz	Polarity: Horizontal
EUT: AC220 Wi-Fi AP OD external antenna US	Power: DC 54V
Test Mode: Transmit by 802.11a at channel 5745MHz Ant 1 + 2 (CDD Mode)	

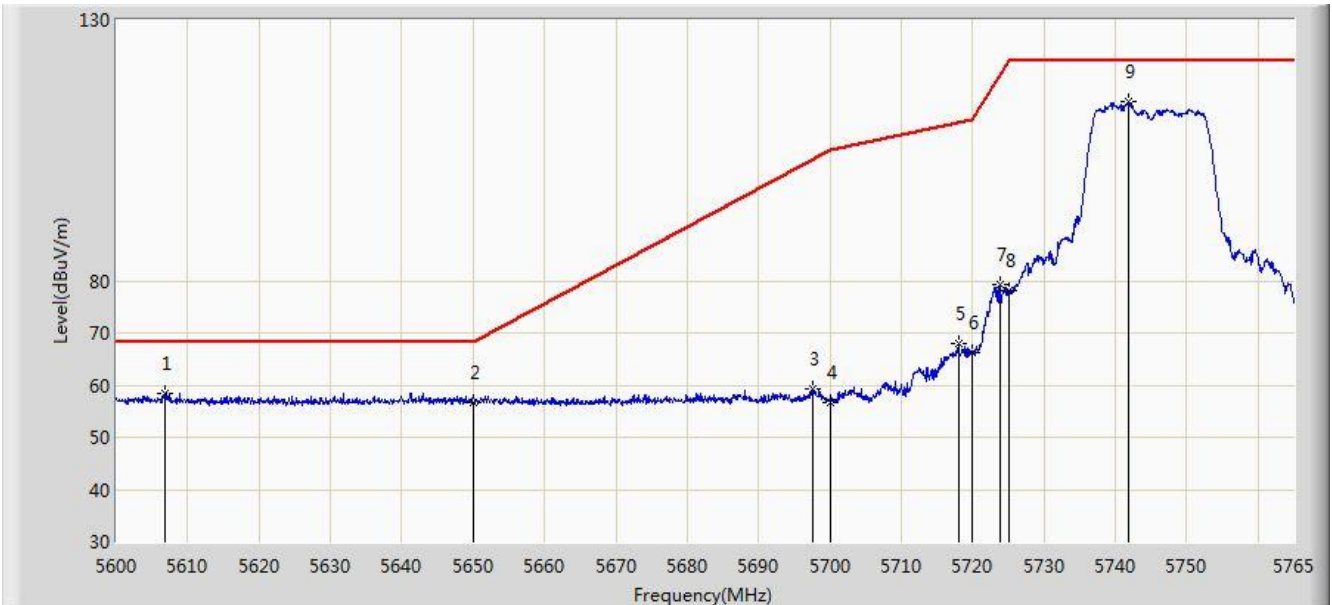


No	Flag	Mark	Frequency (MHz)	Measure Level (dBuV/m)	Reading Level (dBuV)	Margin (dB)	Limit (dBuV/m)	Factor (dB)	Type
1			5629.700	57.421	52.813	-10.779	68.200	4.608	PK
2			5634.402	57.836	53.214	-10.364	68.200	4.621	PK
3			5650.000	55.666	50.995	-18.334	74.000	4.671	PK
4			5696.607	58.513	53.653	-44.578	103.091	4.860	PK
5			5700.000	56.301	51.423	-48.899	105.200	4.878	PK
6			5719.212	68.311	63.319	-42.269	110.580	4.992	PK
7			5720.000	67.188	62.191	-43.612	110.800	4.997	PK
8			5724.905	79.928	74.900	-42.055	121.983	5.029	PK
9			5725.000	79.133	74.104	-43.067	122.200	5.029	PK
10		*	5738.848	115.108	109.991	N/A	N/A	5.117	PK

Note: Measure Level (dB $\mu$ V/m) = Reading Level (dB $\mu$ V) + Factor (dB)

Factor (dB) = Cable Loss (dB) + Antenna Factor (dB) (dB/m) - Pre\_Amplifier Gain (dB)

Site: AC1	Time: 2017/07/29 - 22:25
Limit: FCC_Part15.407_RE(3m)	Engineer: Kevin Ker
Probe: BBHA9120D_1GHz_18GHz	Polarity: Vertical
EUT: AC220 Wi-Fi AP OD external antenna US	Power: DC 54V
Test Mode: Transmit by 802.11a at channel 5745MHz Ant 1 + 2 (CDD Mode)	

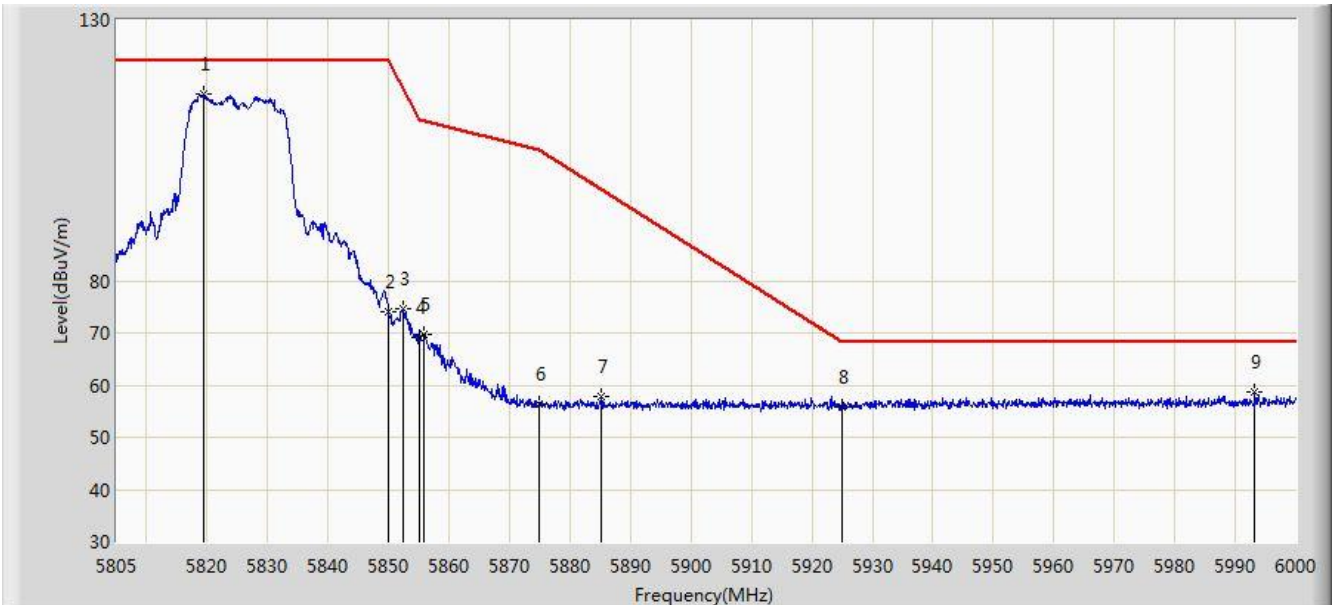


No	Flag	Mark	Frequency (MHz)	Measure Level (dBuV/m)	Reading Level (dBuV)	Margin (dB)	Limit (dBuV/m)	Factor (dB)	Type
1			5606.765	58.535	53.992	-9.665	68.200	4.542	PK
2			5650.000	56.744	52.073	-11.456	68.200	4.671	PK
3			5697.515	59.143	54.278	-44.513	103.656	4.865	PK
4			5700.000	56.694	51.816	-48.506	105.200	4.878	PK
5			5717.975	68.024	63.040	-42.210	110.234	4.984	PK
6			5720.000	66.305	61.308	-44.495	110.800	4.997	PK
7			5723.750	79.408	74.387	-39.943	119.351	5.021	PK
8			5725.000	78.200	73.171	-44.000	122.200	5.029	PK
9		*	5741.900	114.229	109.092	N/A	N/A	5.137	PK

Note: Measure Level (dBuV/m) = Reading Level (dBuV) + Factor (dB)

Factor (dB) = Cable Loss (dB) + Antenna Factor (dB) (dB/m) - Pre\_Amplifier Gain (dB)

Site: AC1	Time: 2017/07/29 - 22:43
Limit: FCC_Part15.407_RE(3m)	Engineer: Kevin Ker
Probe: BBHA9120D_1GHz_18GHz	Polarity: Horizontal
EUT: AC220 Wi-Fi AP OD external antenna US	Power: DC 54V
Test Mode: Transmit by 802.11a at channel 5825MHz Ant 1 + 2 (CDD Mode)	

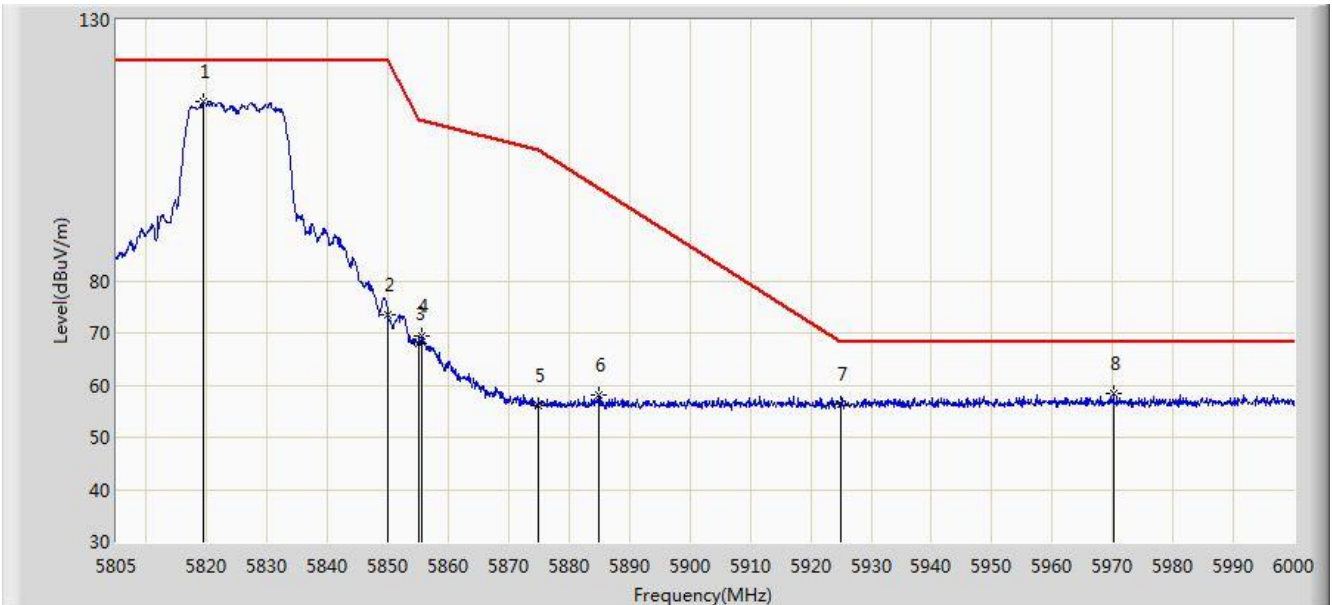


No	Flag	Mark	Frequency (MHz)	Measure Level (dBuV/m)	Reading Level (dBuV)	Margin (dB)	Limit (dBuV/m)	Factor (dB)	Type
1		*	5819.527	115.750	110.194	N/A	N/A	5.556	PK
2			5850.000	73.970	68.244	-48.230	122.200	5.726	PK
3			5852.482	74.648	68.912	-41.892	116.540	5.736	PK
4			5855.000	69.267	63.521	-41.533	110.800	5.746	PK
5			5855.797	69.842	64.092	-40.735	110.576	5.749	PK
6			5875.000	56.413	50.593	-48.787	105.200	5.820	PK
7			5885.047	57.923	52.069	-40.986	98.909	5.854	PK
8			5925.000	55.667	49.701	-12.533	68.200	5.967	PK
9			5993.175	58.775	52.676	-9.425	68.200	6.099	PK

Note: Measure Level (dBuV/m) = Reading Level (dBuV) + Factor (dB)

Factor (dB) = Cable Loss (dB) + Antenna Factor (dB) (dB/m) - Pre\_Amplifier Gain (dB)

Site: AC1	Time: 2017/07/29 - 22:52
Limit: FCC_Part15.407_RE(3m)	Engineer: Kevin Ker
Probe: BBHA9120D_1GHz_18GHz	Polarity: Vertical
EUT: AC220 Wi-Fi AP OD external antenna US	Power: DC 54V
Test Mode: Transmit by 802.11a at channel 5825MHz Ant 1 + 2 (CDD Mode)	

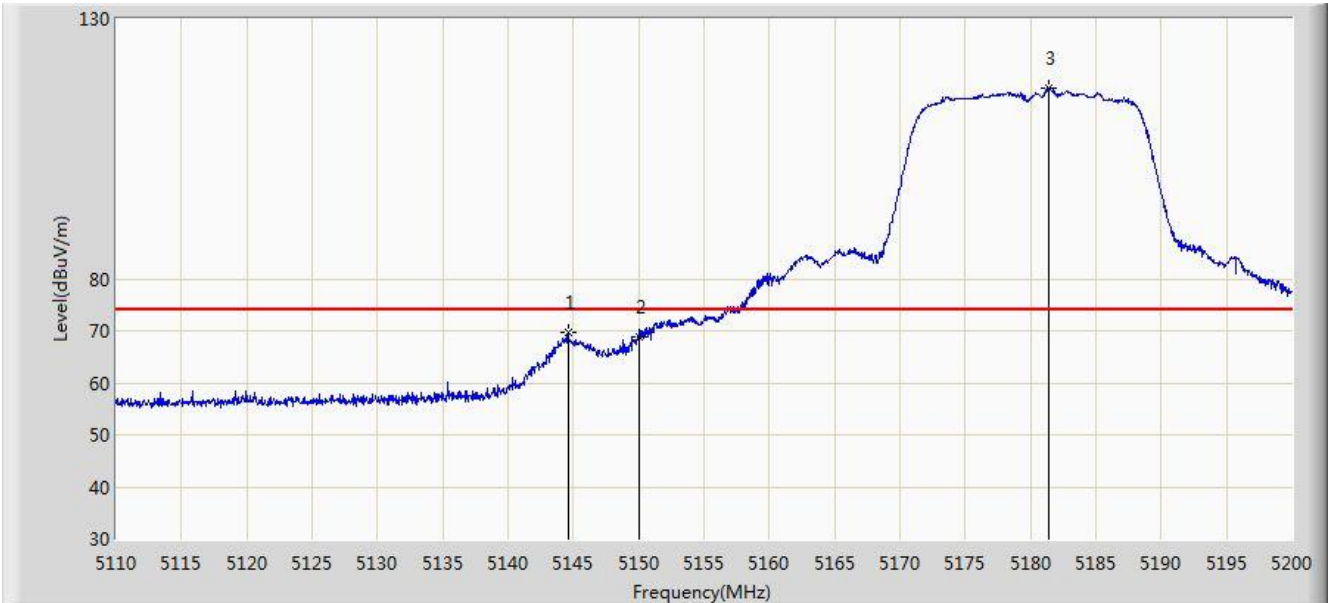


No	Flag	Mark	Frequency (MHz)	Measure Level (dBuV/m)	Reading Level (dBuV)	Margin (dB)	Limit (dBuV/m)	Factor (dB)	Type
1		*	5819.527	114.251	108.695	N/A	N/A	5.556	PK
2			5850.000	73.444	67.718	-48.756	122.200	5.726	PK
3			5855.000	68.018	62.272	-42.782	110.800	5.746	PK
4			5855.700	69.449	63.700	-41.155	110.604	5.749	PK
5			5875.000	56.022	50.202	-49.178	105.200	5.820	PK
6			5884.853	58.193	52.339	-40.838	99.031	5.854	PK
7			5925.000	56.245	50.279	-11.955	68.200	5.967	PK
8			5970.165	58.546	52.485	-9.654	68.200	6.061	PK

Note: Measure Level (dBμV/m) = Reading Level (dBμV) + Factor (dB)

Factor (dB) = Cable Loss (dB) + Antenna Factor (dB) (dB/m) - Pre\_Amplifier Gain (dB)

Site: AC1	Time: 2017/07/29 - 22:57
Limit: FCC_Part15.209_RE(3m)	Engineer: Kevin Ker
Probe: BBHA9120D_1GHz_18GHz	Polarity: Horizontal
EUT: AC220 Wi-Fi AP OD external antenna US	Power: DC 54V
Test Mode: Transmit by 802.11n-HT20 at channel 5180MHz Ant 1 + 2 (CDD Mode)	



No	Flag	Mark	Frequency (MHz)	Measure Level (dBuV/m)	Reading Level (dBuV)	Margin (dB)	Limit (dBuV/m)	Factor (dB)	Type
1			5144.605	69.634	65.458	-4.366	74.000	4.176	PK
2			5150.000	68.965	64.796	-5.035	74.000	4.170	PK
3		*	5181.415	116.756	112.692	N/A	N/A	4.064	PK

Note: Measure Level (dB $\mu$ V/m) = Reading Level (dB $\mu$ V) + Factor (dB)

Factor (dB) = Cable Loss (dB) + Antenna Factor (dB) (dB/m) - Pre\_Amplifier Gain (dB)

Site: AC1	Time: 2017/07/29 - 22:59
Limit: FCC_Part15.209_RE(3m)	Engineer: Kevin Ker
Probe: BBHA9120D_1GHz_18GHz	Polarity: Horizontal
EUT: AC220 Wi-Fi AP OD external antenna US	Power: DC 54V
Test Mode: Transmit by 802.11n-HT20 at channel 5180MHz Ant 1 + 2 (CDD Mode)	

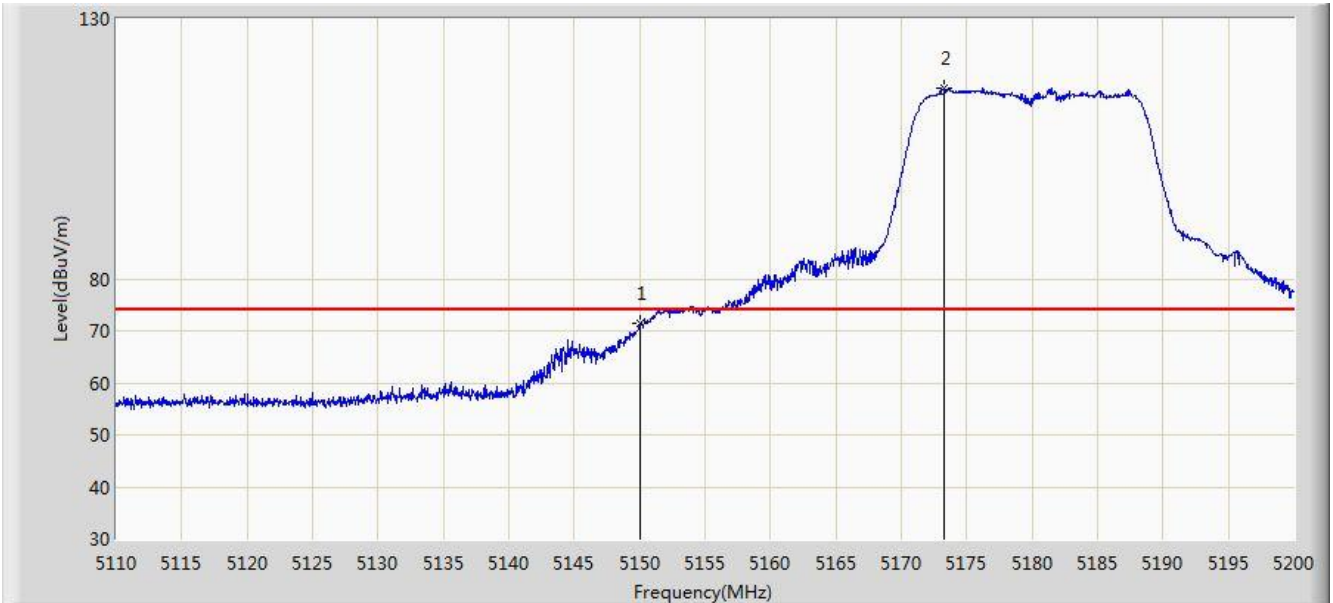


No	Flag	Mark	Frequency (MHz)	Measure Level (dBuV/m)	Reading Level (dBuV)	Margin (dB)	Limit (dBuV/m)	Factor (dB)	Type
1			5150.000	50.140	45.971	-3.860	54.000	4.170	AV
2		*	5181.370	104.707	100.643	N/A	N/A	4.064	AV

Note: Measure Level (dB $\mu$ V/m) = Reading Level (dB $\mu$ V) + Factor (dB)

Factor (dB) = Cable Loss (dB) + Antenna Factor (dB) (dB/m) - Pre\_Amplifier Gain (dB)

Site: AC1	Time: 2017/07/29 - 23:02
Limit: FCC_Part15.209_RE(3m)	Engineer: Kevin Ker
Probe: BBHA9120D_1GHz_18GHz	Polarity: Vertical
EUT: AC220 Wi-Fi AP OD external antenna US	Power: DC 54V
Test Mode: Transmit by 802.11n-HT20 at channel 5180MHz Ant 1 + 2 (CDD Mode)	



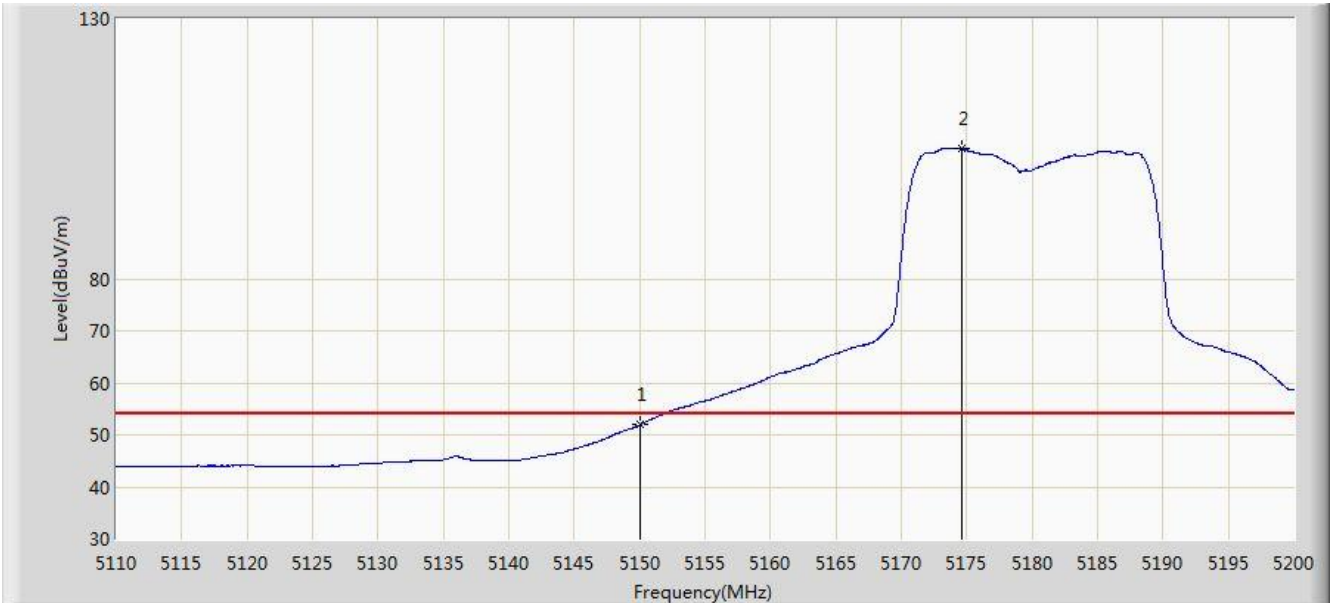
No	Flag	Mark	Frequency (MHz)	Measure Level (dBuV/m)	Reading Level (dBuV)	Margin (dB)	Limit (dBuV/m)	Factor (dB)	Type
1			5150.000	71.309	67.140	-2.691	74.000	4.170	PK
2		*	5173.315	116.725	112.632	N/A	N/A	4.092	PK

Note: Measure Level (dB $\mu$ V/m) = Reading Level (dB $\mu$ V) + Factor (dB)

Factor (dB) = Cable Loss (dB) + Antenna Factor (dB) (dB/m) - Pre\_Amplifier Gain (dB)



Site: AC1	Time: 2017/07/29 - 23:04
Limit: FCC_Part15.209_RE(3m)	Engineer: Kevin Ker
Probe: BBHA9120D_1GHz_18GHz	Polarity: Vertical
EUT: AC220 Wi-Fi AP OD external antenna US	Power: DC 54V
Test Mode: Transmit by 802.11n-HT20 at channel 5180MHz Ant 1 + 2 (CDD Mode)	

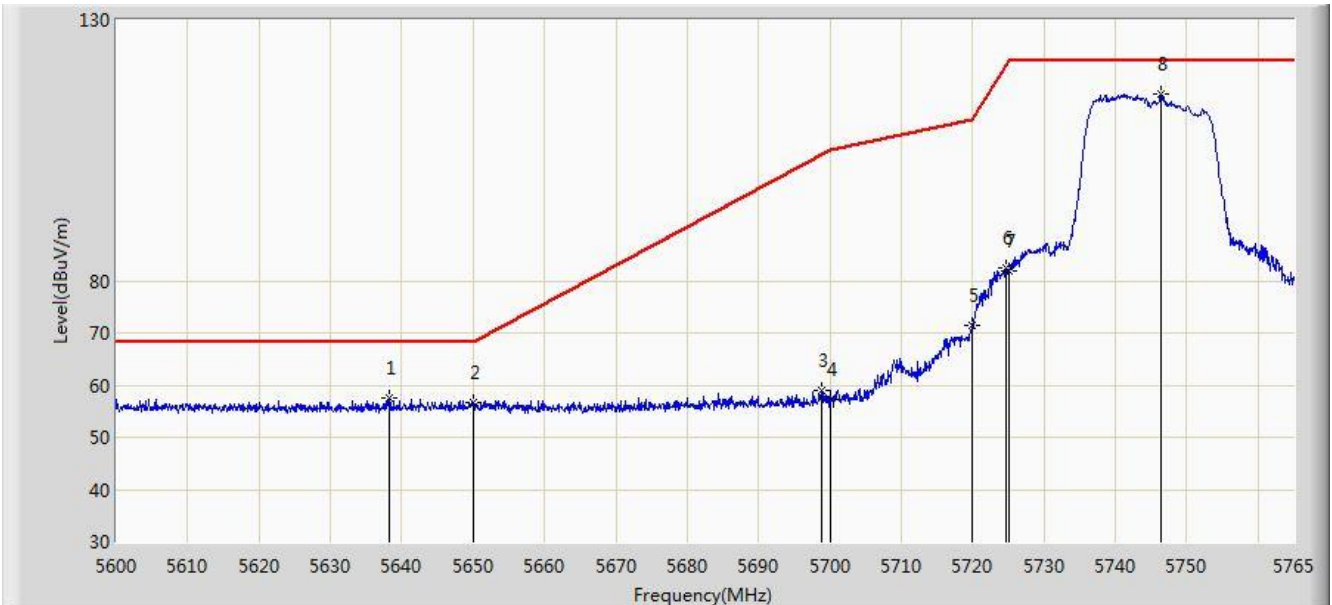


No	Flag	Mark	Frequency (MHz)	Measure Level (dBuV/m)	Reading Level (dBuV)	Margin (dB)	Limit (dBuV/m)	Factor (dB)	Type
1			5150.000	51.924	47.755	-2.076	54.000	4.170	AV
2		*	5174.620	105.153	101.065	N/A	N/A	4.088	AV

Note: Measure Level (dB $\mu$ V/m) = Reading Level (dB $\mu$ V) + Factor (dB)

Factor (dB) = Cable Loss (dB) + Antenna Factor (dB) (dB/m) - Pre\_Amplifier Gain (dB)

Site: AC1	Time: 2017/07/29 - 23:33
Limit: FCC_Part15.407_RE(3m)	Engineer: Kevin Ker
Probe: BBHA9120D_1GHz_18GHz	Polarity: Horizontal
EUT: AC220 Wi-Fi AP OD external antenna US	Power: DC 54V
Test Mode: Transmit by 802.11n-HT20 at channel 5745MHz Ant 1 + 2 (CDD Mode)	

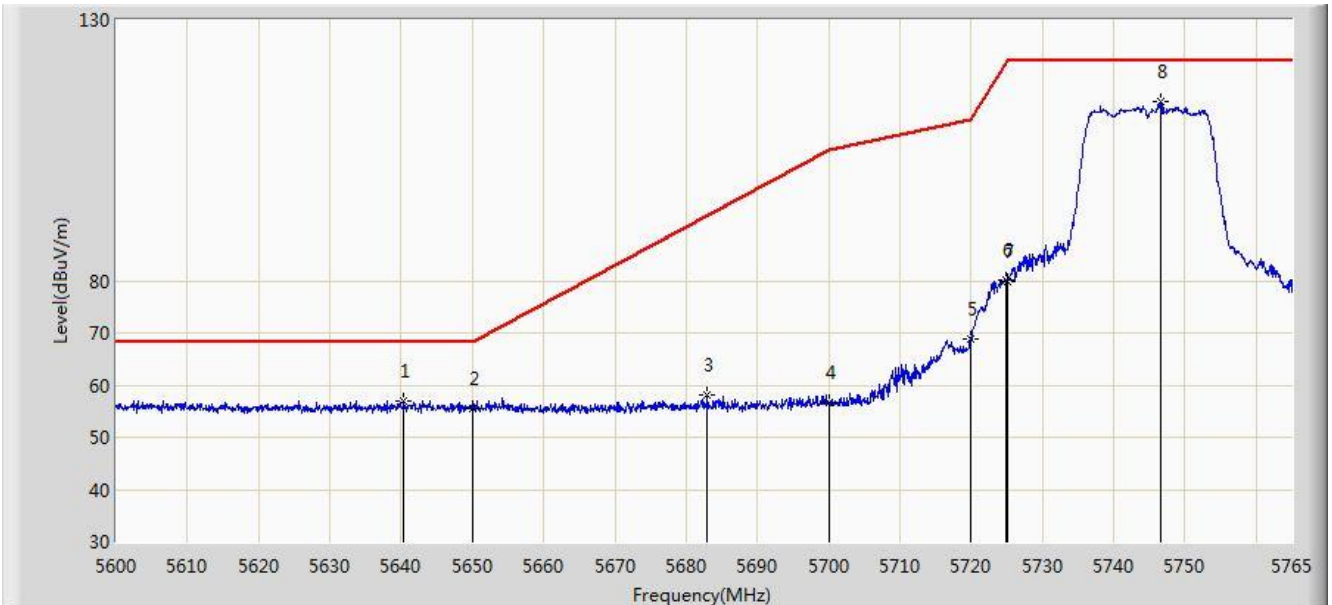


No	Flag	Mark	Frequency (MHz)	Measure Level (dBuV/m)	Reading Level (dBuV)	Margin (dB)	Limit (dBuV/m)	Factor (dB)	Type
1			5638.280	57.476	52.843	-10.724	68.200	4.633	PK
2			5650.000	56.623	51.952	-11.577	68.200	4.671	PK
3			5698.835	58.930	54.058	-45.546	104.476	4.872	PK
4			5700.000	57.201	52.323	-47.999	105.200	4.878	PK
5			5720.000	71.338	66.341	-39.462	110.800	4.997	PK
6			5724.658	82.411	77.384	-39.010	121.421	5.027	PK
7			5725.000	81.965	76.936	-40.235	122.200	5.029	PK
8		*	5746.355	115.789	110.626	N/A	N/A	5.163	PK

Note: Measure Level (dBμV/m) = Reading Level (dBμV) + Factor (dB)

Factor (dB) = Cable Loss (dB) + Antenna Factor (dB) (dB/m) - Pre\_Amplifier Gain (dB)

Site: AC1	Time: 2017/07/29 - 23:36
Limit: FCC_Part15.407_RE(3m)	Engineer: Kevin Ker
Probe: BBHA9120D_1GHz_18GHz	Polarity: Vertical
EUT: AC220 Wi-Fi AP OD external antenna US	Power: DC 54V
Test Mode: Transmit by 802.11n-HT20 at channel 5745MHz Ant 1 + 2 (CDD Mode)	

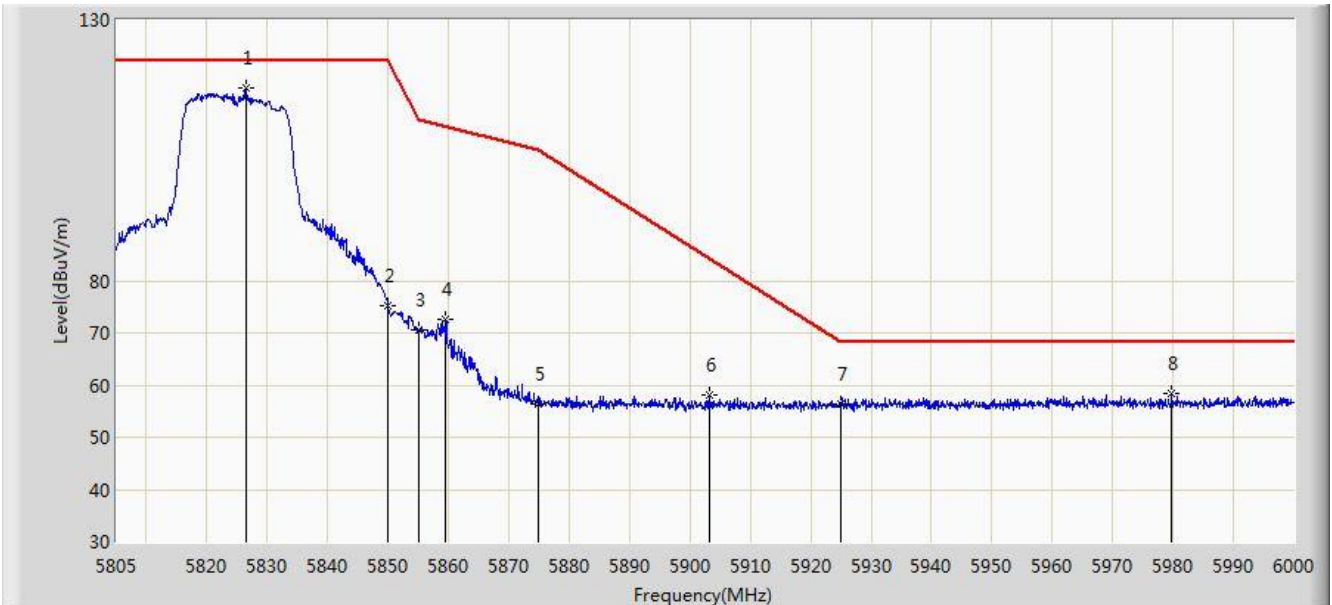


No	Flag	Mark	Frequency (MHz)	Measure Level (dBuV/m)	Reading Level (dBuV)	Margin (dB)	Limit (dBuV/m)	Factor (dB)	Type
1			5640.342	57.021	52.382	-11.179	68.200	4.638	PK
2			5650.000	55.617	50.946	-12.583	68.200	4.671	PK
3			5682.995	58.249	53.450	-36.370	94.620	4.800	PK
4			5700.000	56.771	51.893	-48.429	105.200	4.878	PK
5			5720.000	68.985	63.988	-41.815	110.800	4.997	PK
6			5724.822	80.214	75.186	-41.580	121.794	5.028	PK
7			5725.000	79.974	74.945	-42.226	122.200	5.029	PK
8		*	5746.603	114.229	109.065	N/A	N/A	5.165	PK

Note: Measure Level (dBμV/m) = Reading Level (dBμV) + Factor (dB)

Factor (dB) = Cable Loss (dB) + Antenna Factor (dB) (dB/m) - Pre\_Amplifier Gain (dB)

Site: AC1	Time: 2017/07/29 - 23:39
Limit: FCC_Part15.407_RE(3m)	Engineer: Kevin Ker
Probe: BBHA9120D_1GHz_18GHz	Polarity: Horizontal
EUT: AC220 Wi-Fi AP OD external antenna US	Power: DC 54V
Test Mode: Transmit by 802.11n-HT20 at channel 5825MHz Ant 1 + 2 (CDD Mode)	

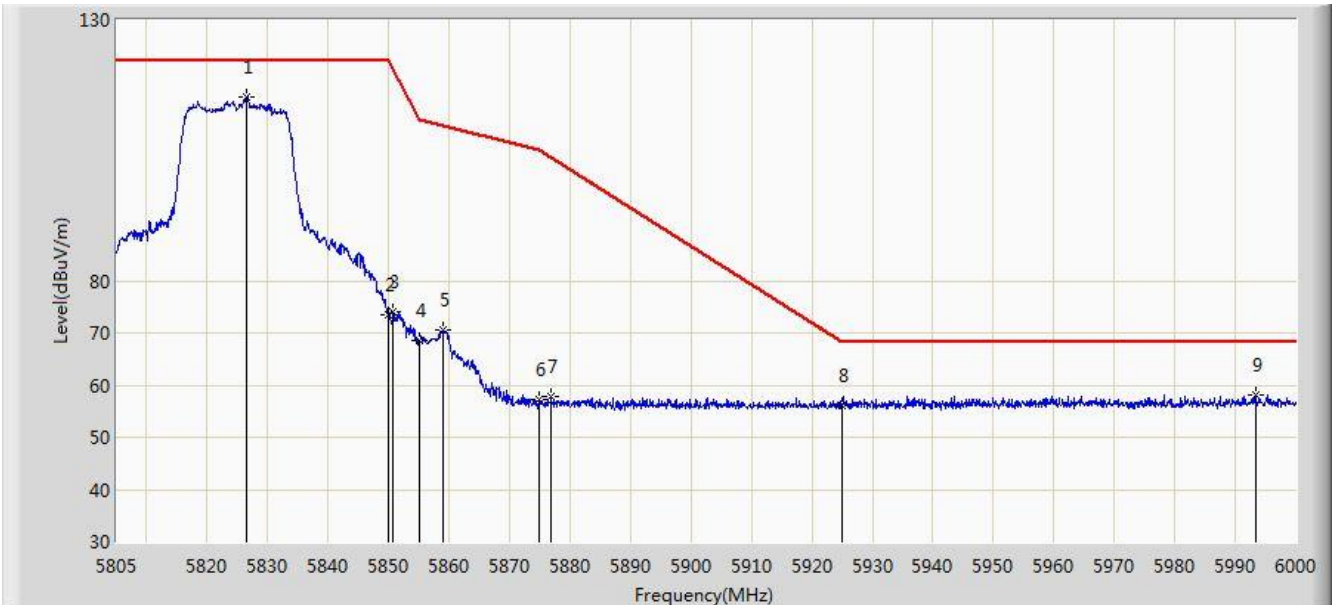


No	Flag	Mark	Frequency (MHz)	Measure Level (dBuV/m)	Reading Level (dBuV)	Margin (dB)	Limit (dBuV/m)	Factor (dB)	Type
1		*	5826.450	116.934	111.338	N/A	N/A	5.596	PK
2			5850.000	75.222	69.496	-46.978	122.200	5.726	PK
3			5855.000	70.569	64.823	-40.231	110.800	5.746	PK
4			5859.600	72.713	66.948	-36.797	109.510	5.765	PK
5			5875.000	56.515	50.695	-48.685	105.200	5.820	PK
6			5903.183	58.027	52.115	-29.555	87.581	5.911	PK
7			5925.000	56.250	50.284	-11.950	68.200	5.967	PK
8			5979.817	58.432	52.355	-9.768	68.200	6.077	PK

Note: Measure Level (dB $\mu$ V/m) = Reading Level (dB $\mu$ V) + Factor (dB)

Factor (dB) = Cable Loss (dB) + Antenna Factor (dB) (dB/m) - Pre\_Amplifier Gain (dB)

Site: AC1	Time: 2017/07/29 - 23:42
Limit: FCC_Part15.407_RE(3m)	Engineer: Kevin Ker
Probe: BBHA9120D_1GHz_18GHz	Polarity: Vertical
EUT: AC220 Wi-Fi AP OD external antenna US	Power: DC 54V
Test Mode: Transmit by 802.11n-HT20 at channel 5825MHz Ant 1 + 2 (CDD Mode)	

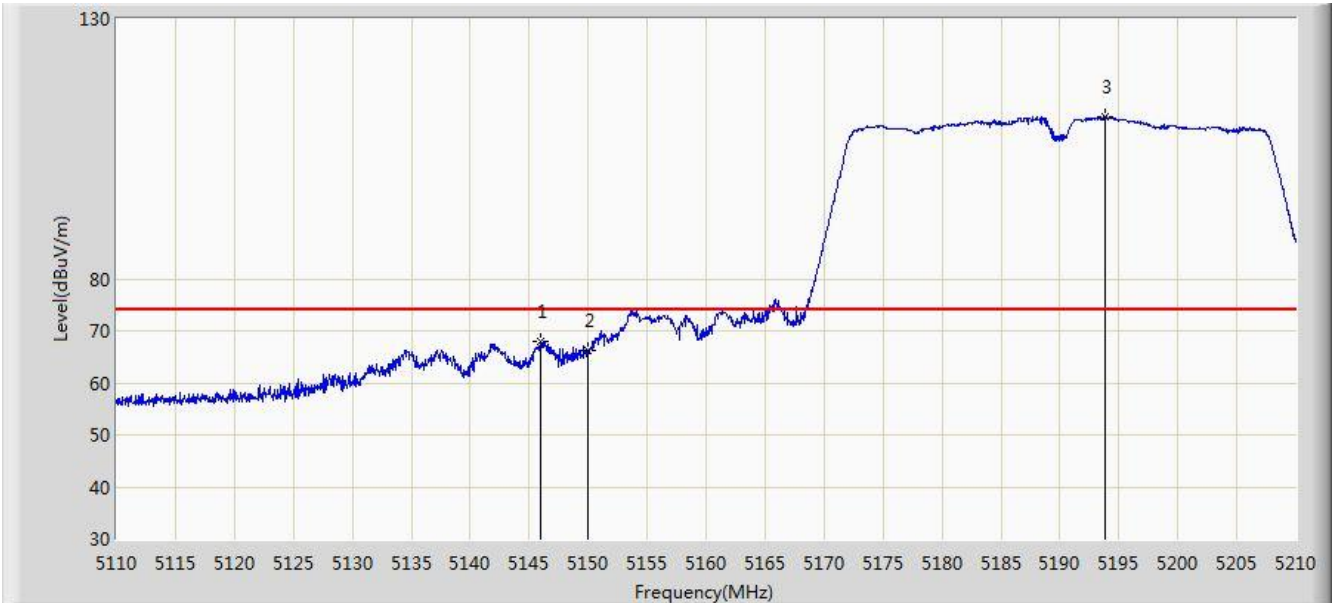


No	Flag	Mark	Frequency (MHz)	Measure Level (dBuV/m)	Reading Level (dBuV)	Margin (dB)	Limit (dBuV/m)	Factor (dB)	Type
1		*	5826.547	115.304	109.707	N/A	N/A	5.596	PK
2			5850.000	73.469	67.743	-48.731	122.200	5.726	PK
3			5850.728	74.066	68.337	-46.474	120.540	5.729	PK
4			5855.000	68.549	62.803	-42.251	110.800	5.746	PK
5			5859.015	70.506	64.743	-39.168	109.674	5.763	PK
6			5875.000	57.111	51.291	-48.089	105.200	5.820	PK
7			5876.857	57.831	52.005	-46.205	104.036	5.826	PK
8			5925.000	56.224	50.258	-11.976	68.200	5.967	PK
9			5993.370	58.173	52.074	-10.027	68.200	6.099	PK

Note: Measure Level (dB $\mu$ V/m) = Reading Level (dB $\mu$ V) + Factor (dB)

Factor (dB) = Cable Loss (dB) + Antenna Factor (dB) (dB/m) - Pre\_Amplifier Gain (dB)

Site: AC1	Time: 2017/07/29 - 23:52
Limit: FCC_Part15.209_RE(3m)	Engineer: Kevin Ker
Probe: BBHA9120D_1GHz_18GHz	Polarity: Horizontal
EUT: AC220 Wi-Fi AP OD external antenna US	Power: DC 54V
Test Mode: Transmit by 802.11n-HT40 at channel 5190MHz Ant 1 + 2 (CDD Mode)	

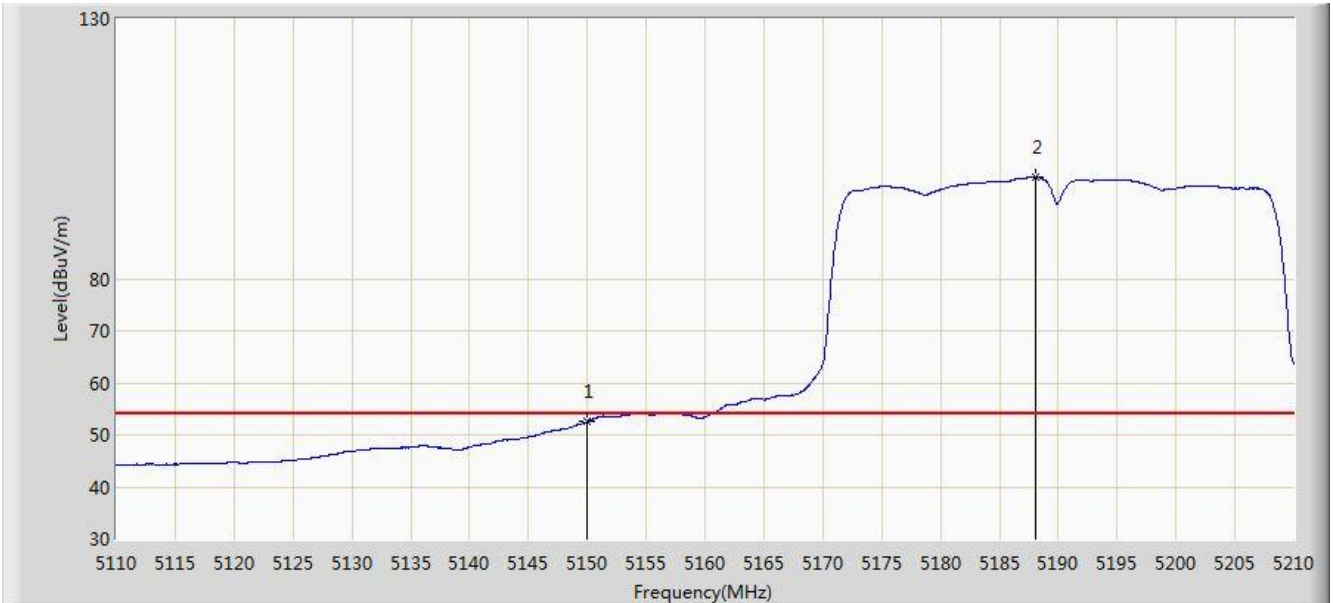


No	Flag	Mark	Frequency (MHz)	Measure Level (dBuV/m)	Reading Level (dBuV)	Margin (dB)	Limit (dBuV/m)	Factor (dB)	Type
1			5145.950	68.078	63.902	-5.922	74.000	4.176	PK
2			5150.000	66.186	62.017	-7.814	74.000	4.170	PK
3		*	5193.850	111.105	107.085	N/A	N/A	4.020	PK

Note: Measure Level (dB $\mu$ V/m) = Reading Level (dB $\mu$ V) + Factor (dB)

Factor (dB) = Cable Loss (dB) + Antenna Factor (dB) (dB/m) - Pre\_Amplifier Gain (dB)

Site: AC1	Time: 2017/07/29 - 23:50
Limit: FCC_Part15.209_RE(3m)	Engineer: Kevin Ker
Probe: BBHA9120D_1GHz_18GHz	Polarity: Horizontal
EUT: AC220 Wi-Fi AP OD external antenna US	Power: DC 54V
Test Mode: Transmit by 802.11n-HT40 at channel 5190MHz Ant 1 + 2 (CDD Mode)	



No	Flag	Mark	Frequency (MHz)	Measure Level (dBuV/m)	Reading Level (dBuV)	Margin (dB)	Limit (dBuV/m)	Factor (dB)	Type
1			5150.000	52.538	48.369	-1.462	54.000	4.170	AV
2		*	5188.100	99.588	95.548	N/A	N/A	4.040	AV

Note: Measure Level (dB $\mu$ V/m) = Reading Level (dB $\mu$ V) + Factor (dB)

Factor (dB) = Cable Loss (dB) + Antenna Factor (dB) (dB/m) - Pre\_Amplifier Gain (dB)