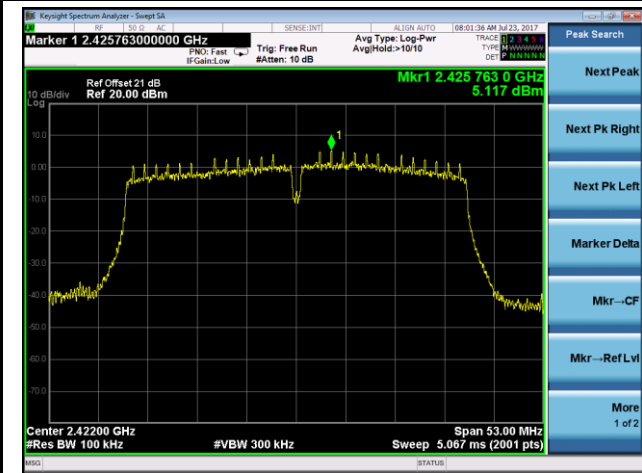


802.11n-HT40 Out-of-Band Emissions - Ant 2

Channel 03 (2422MHz)

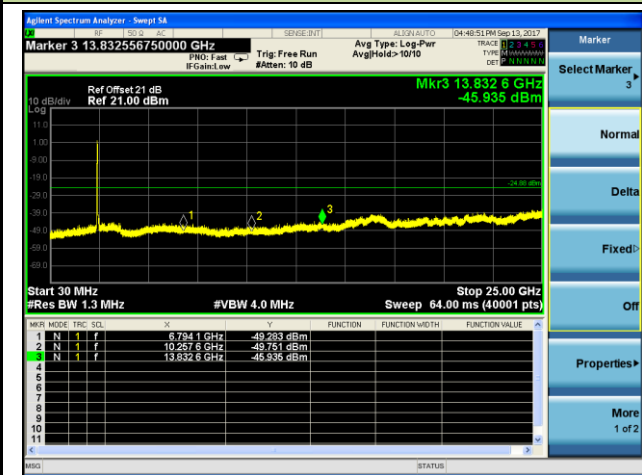
100kHz PSD reference Level



Low Band Edge

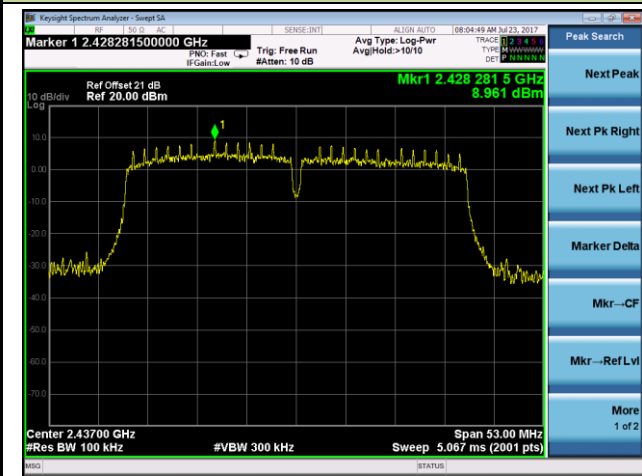


Spurious Emission

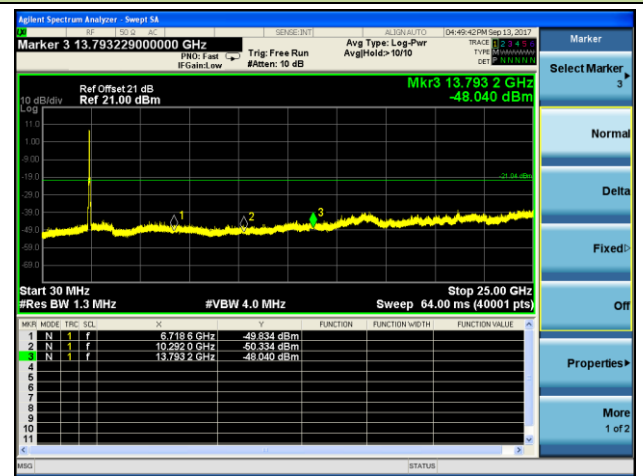


Channel 06 (2437MHz)

100kHz PSD reference Level

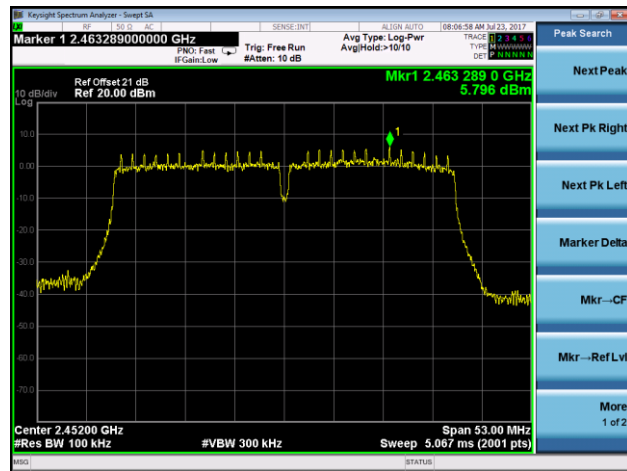


Spurious Emission

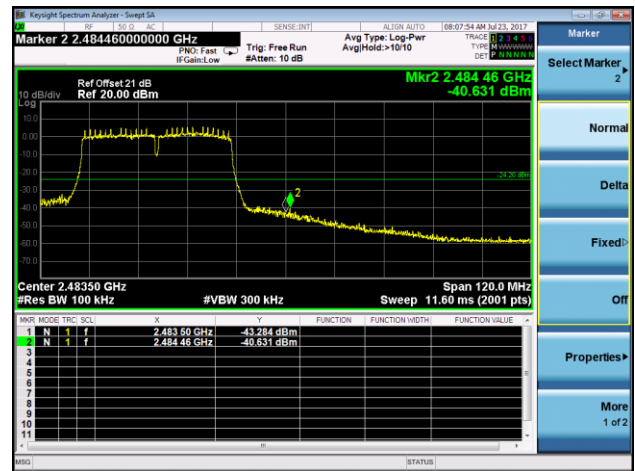


Channel 09 (2452MHz)

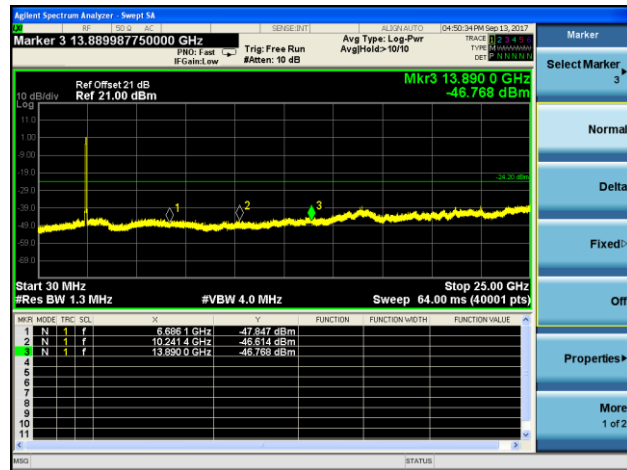
100kHz PSD reference Level



High Band Edge



Spurious Emission



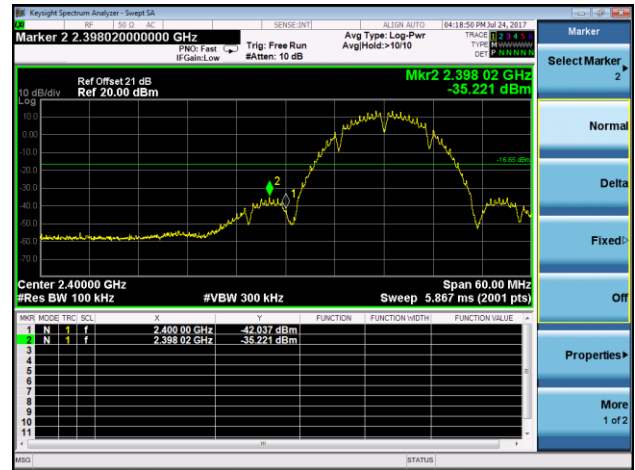
802.11b Out-of-Band Emissions - Ant 2 / Ant 1 + 2

Channel 01 (2412MHz)

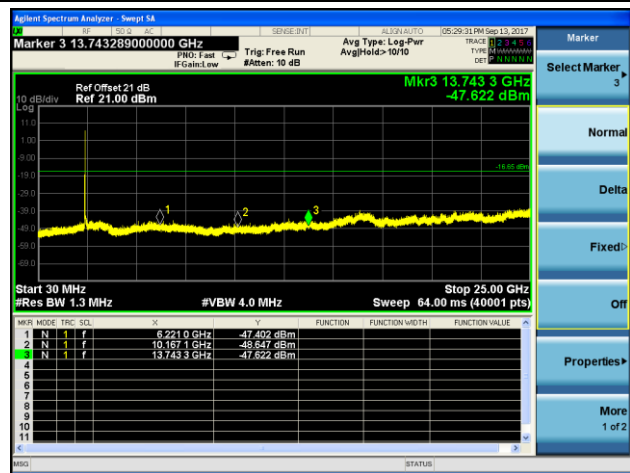
100kHz PSD reference Level



Low Band Edge

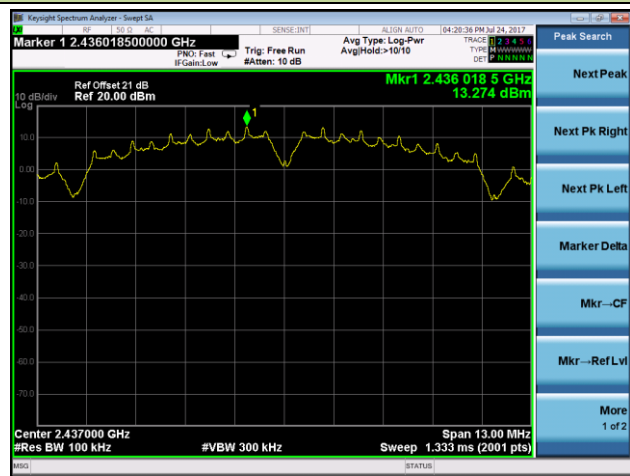


Spurious Emission

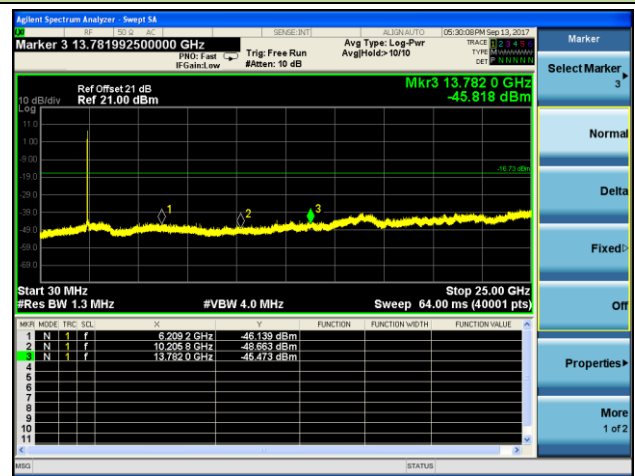


Channel 06 (2437MHz)

100kHz PSD reference Level

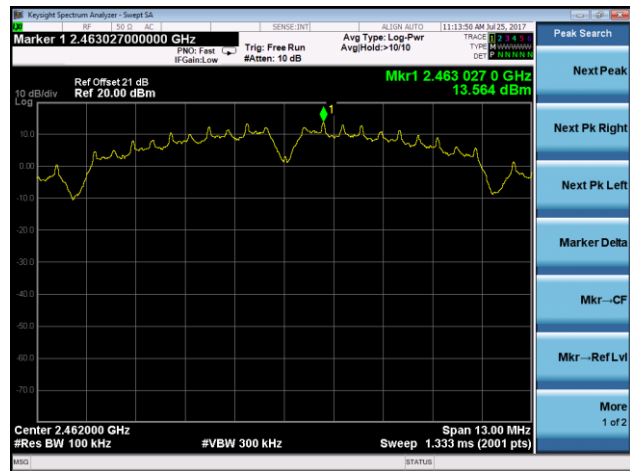


Spurious Emission

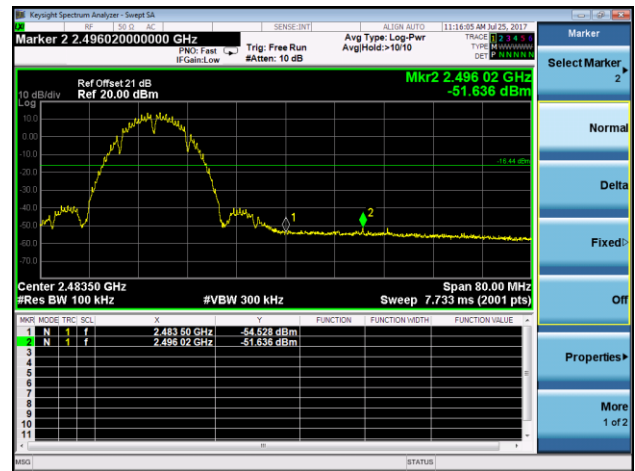


Channel 11 (2462MHz)

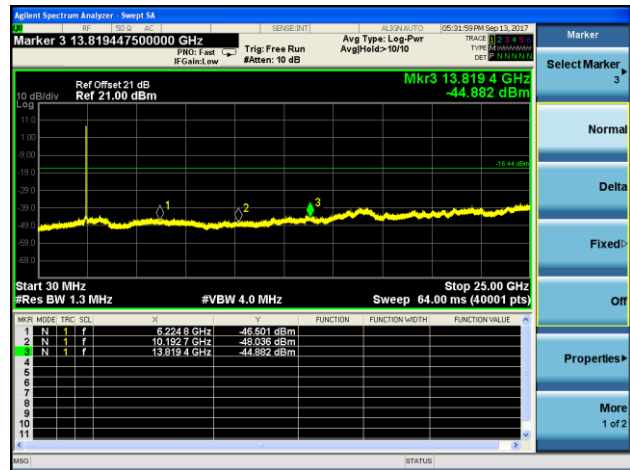
100kHz PSD reference Level



High Band Edge



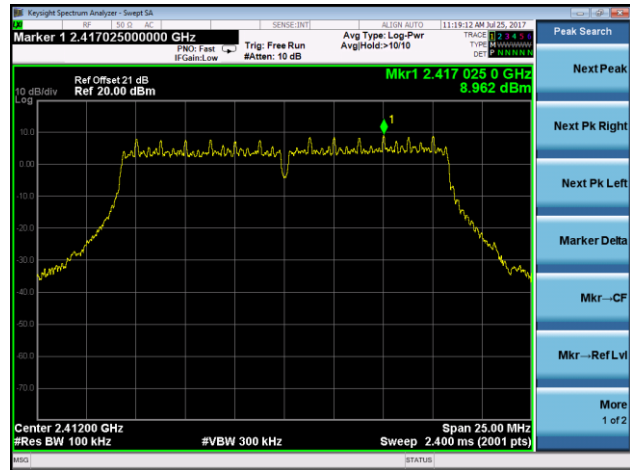
Spurious Emission



802.11g Out-of-Band Emissions - Ant 2 / Ant 1 + 2

Channel 01 (2412MHz)

100kHz PSD reference Level



Low Band Edge

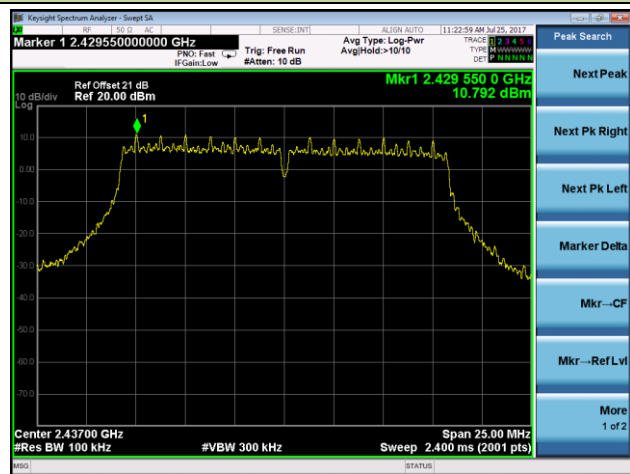


Spurious Emission



Channel 06 (2437MHz)

100kHz PSD reference Level

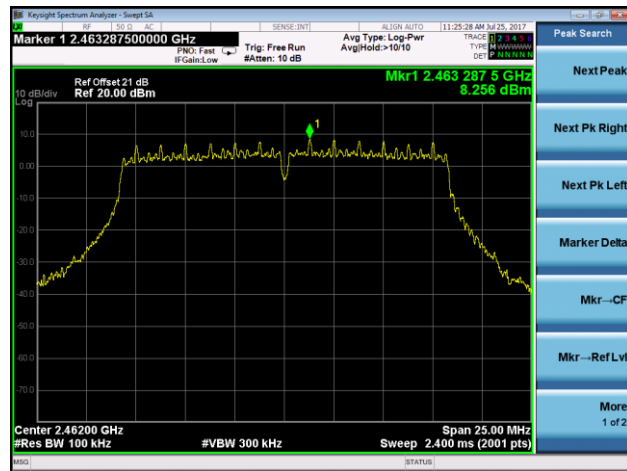


Spurious Emission

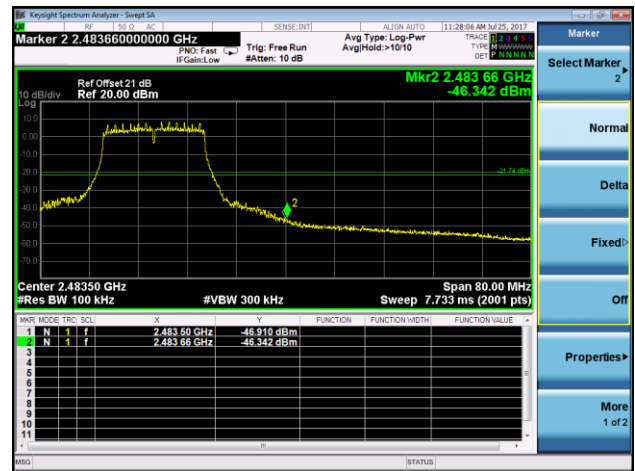


Channel 11 (2462MHz)

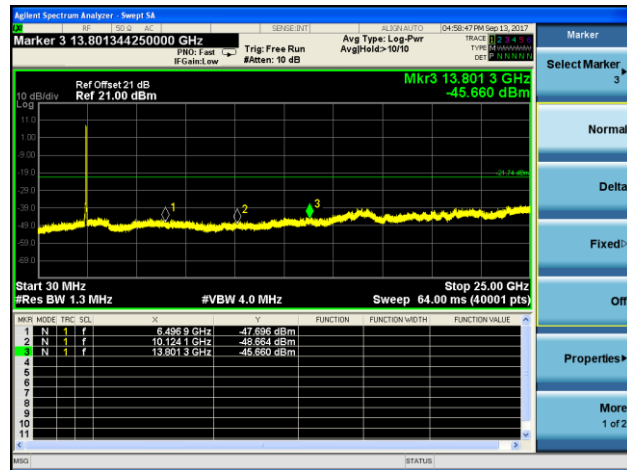
100kHz PSD reference Level



High Band Edge



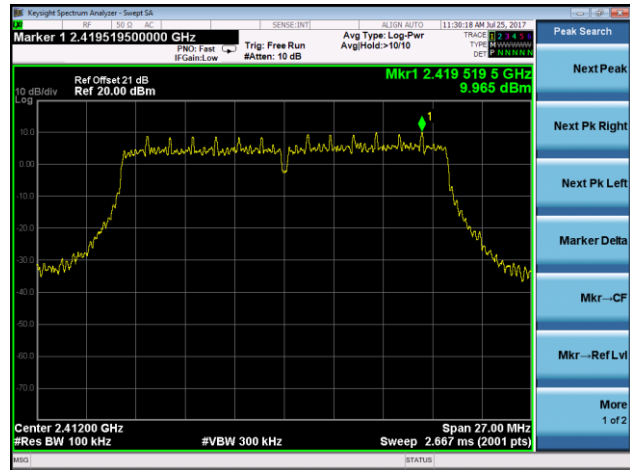
Spurious Emission



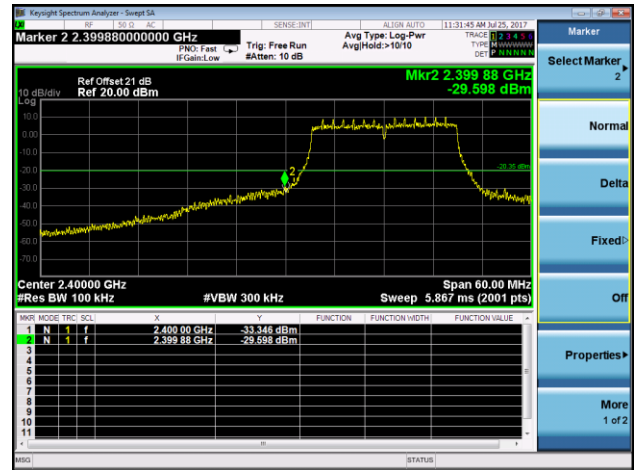
802.11n-HT20 Out-of-Band Emissions - Ant 2 / Ant 1 + 2

Channel 01 (2412MHz)

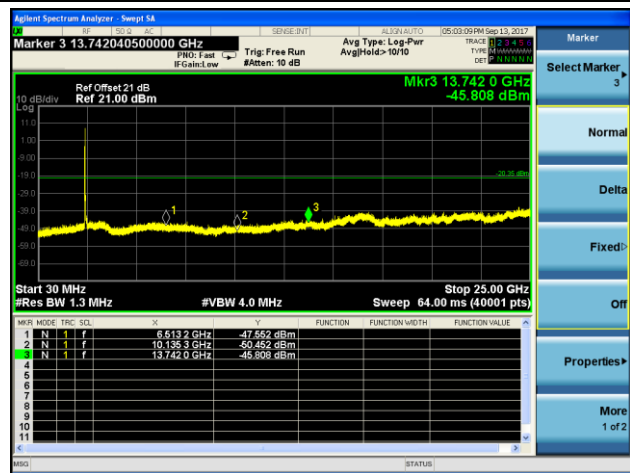
100kHz PSD reference Level



Low Band Edge

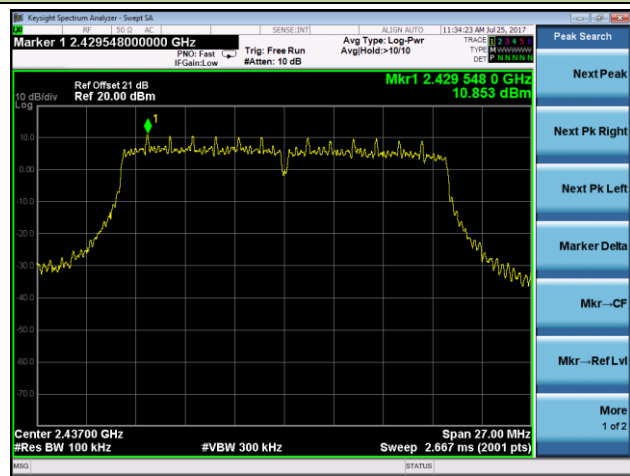


Spurious Emission

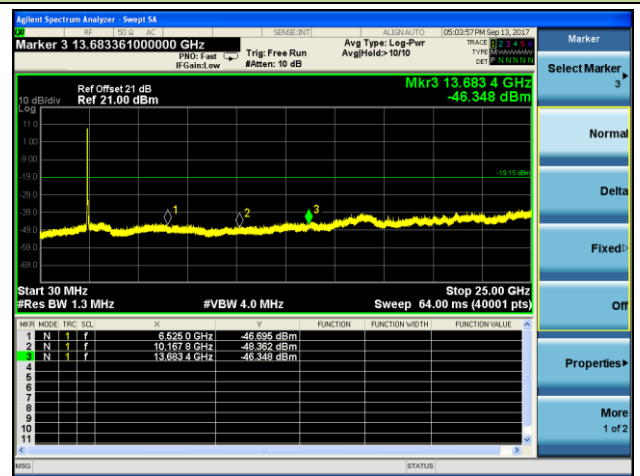


Channel 06 (2437MHz)

100kHz PSD reference Level



Spurious Emission

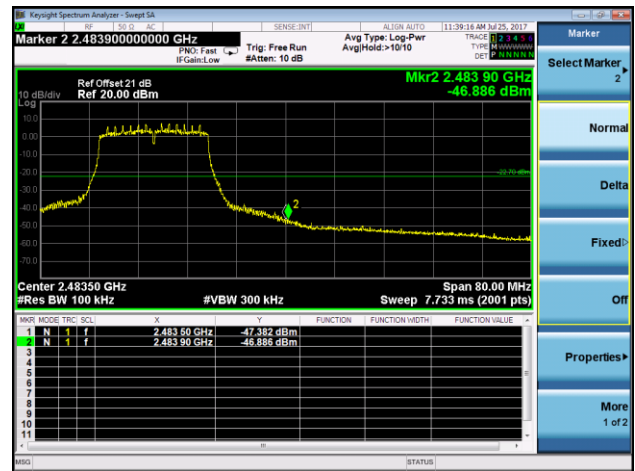


Channel 11 (2462MHz)

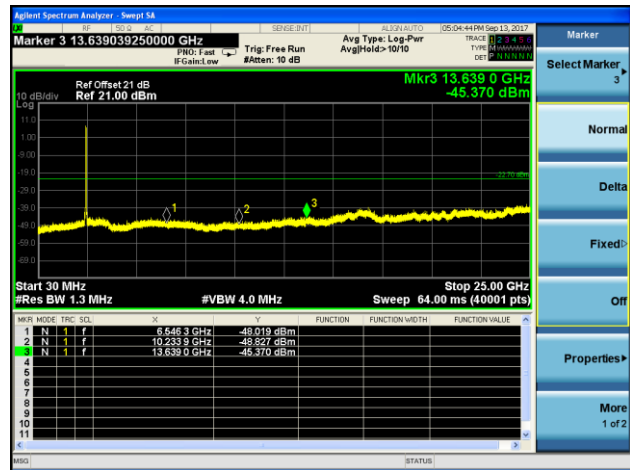
100kHz PSD reference Level



High Band Edge



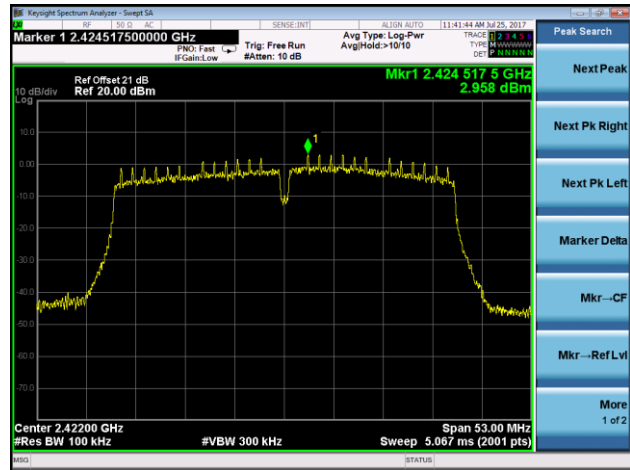
Spurious Emission



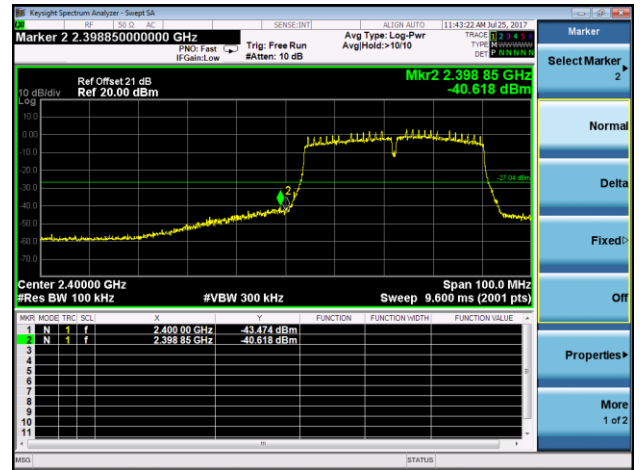
802.11n-HT40 Out-of-Band Emissions - Ant 2 / Ant 1 + 2

Channel 03 (2422MHz)

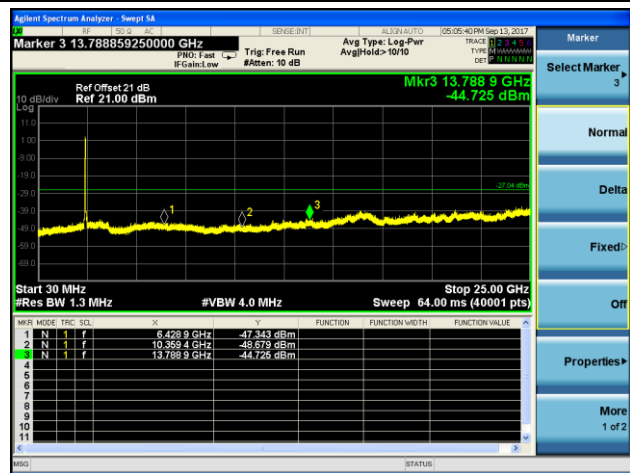
100kHz PSD reference Level



Low Band Edge

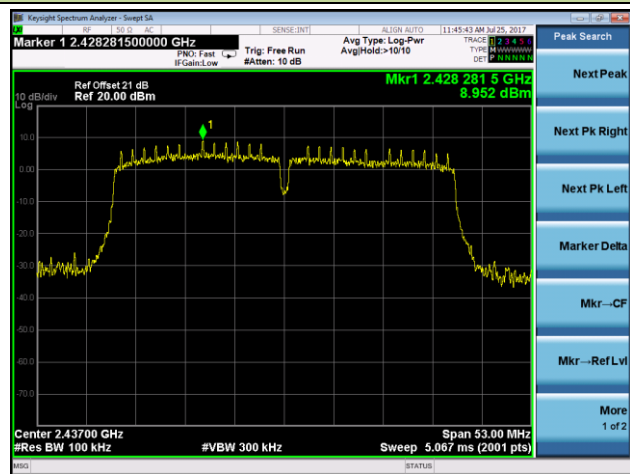


Spurious Emission

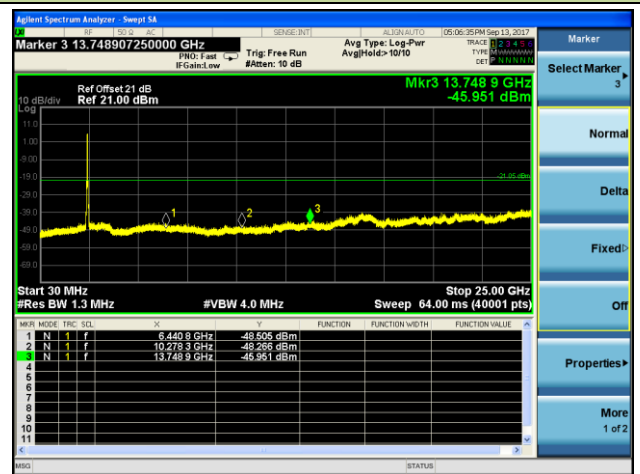


Channel 06 (2437MHz)

100kHz PSD reference Level

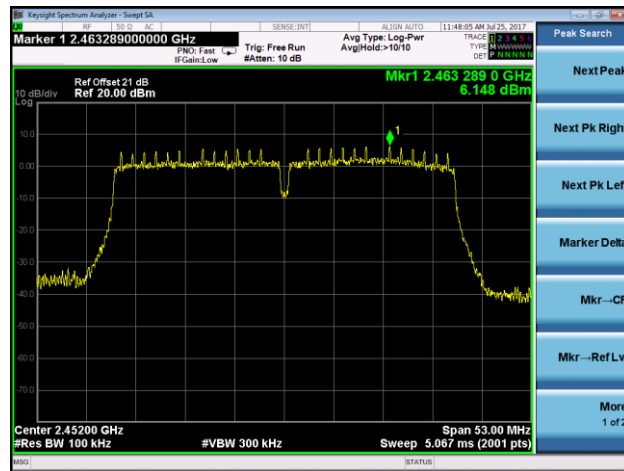


Spurious Emission

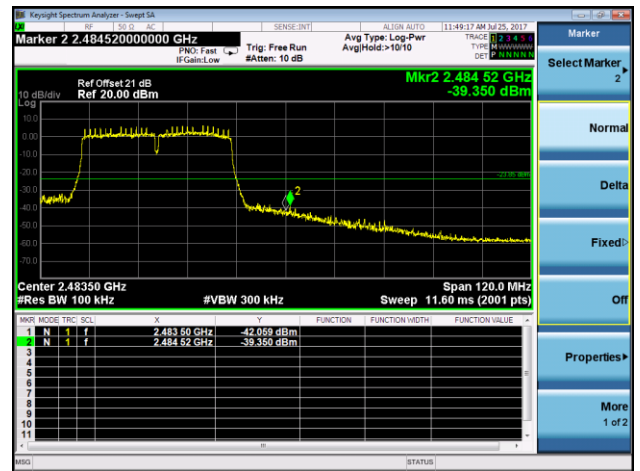


Channel 09 (2452MHz)

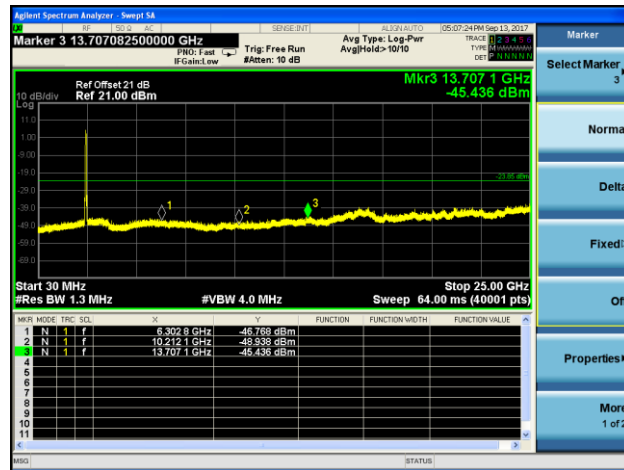
100kHz PSD reference Level



High Band Edge



Spurious Emission



7.6. Radiated Spurious Emission Measurement

7.6.1. Test Limit

All out of band emissions appearing in a restricted band as specified in Section 15.205 of the Title 47 CFR must not exceed the limits shown in Table per Section 15.209.

FCC Part 15 Subpart C Paragraph 15.209		
Frequency [MHz]	Field Strength [V/m]	Measured Distance [Meters]
0.009 - 0.490	2400/F (kHz)	300
0.490 - 1.705	24000/F (kHz)	30
1.705 - 30	30	30
30 - 88	100	3
88 - 216	150	3
216 - 960	200	3
Above 960	500	3

7.6.2. Test Procedure Used

KDB 558074 D01v04 - Section 12.2.3 (quasi-peak measurements)

KDB 558074 D01v04 - Section 12.2.4 (peak power measurements)

KDB 558074 D01v04 - Section 12.2.5 (average power measurements)

7.6.3. Test Setting

Peak Field Strength Measurements

1. Analyzer center frequency was set to the frequency of the radiated spurious emission of interest
2. RBW = as specified in Table 1
3. VBW = 3MHz
4. Detector = peak
5. Sweep time = auto couple
6. Trace mode = max hold
7. Trace was allowed to stabilize

Table 1 - RBW as a function of frequency

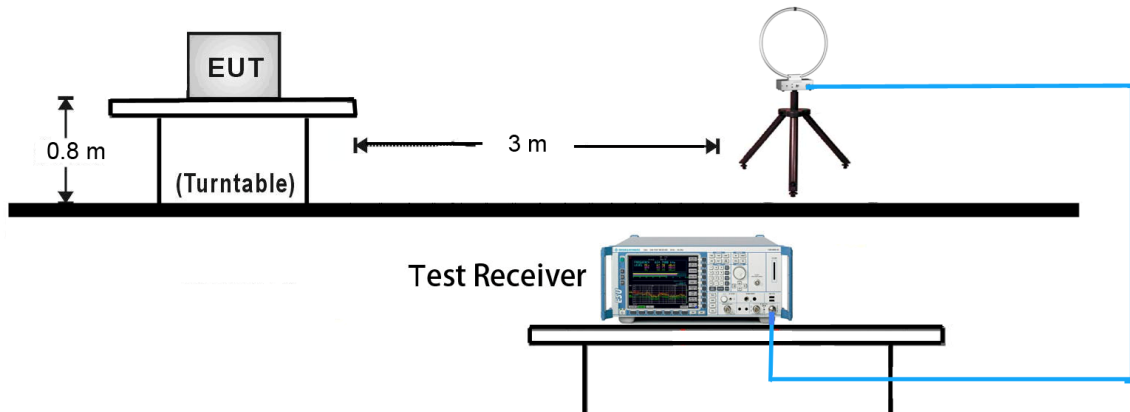
Frequency	RBW
9 ~ 150 kHz	200 ~ 300 Hz
0.15 ~ 30 MHz	9 ~ 10 kHz
30 ~ 1000 MHz	100 ~ 120 kHz
> 1000 MHz	1 MHz

Average Field Strength Measurements

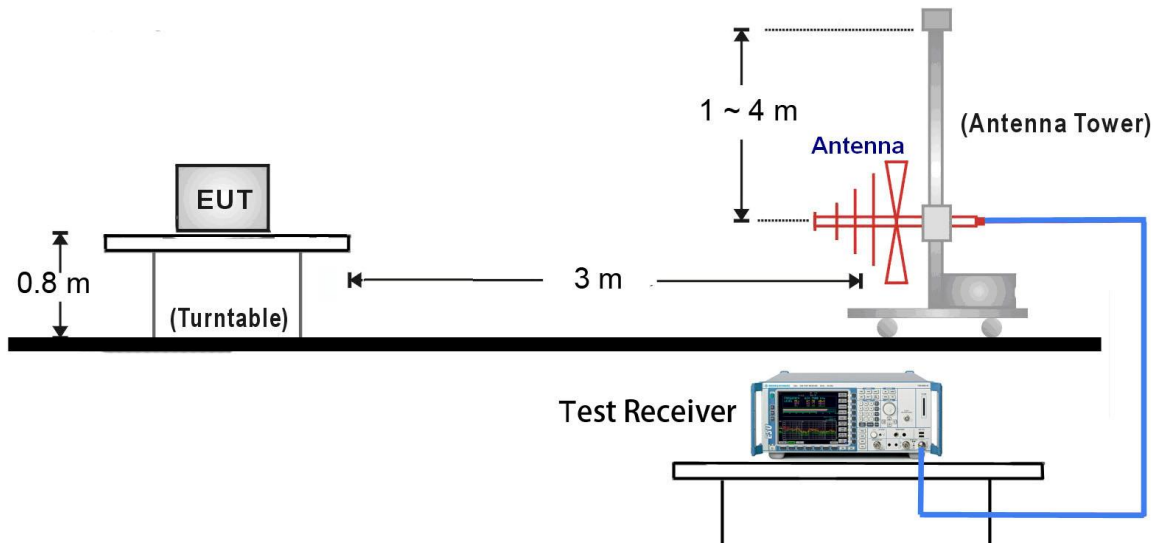
1. Analyzer center frequency was set to the frequency of the radiated spurious emission of interest
2. RBW = 1MHz
3. VBW \geq 1/T
4. De As an alternative, the instrument may be set to linear detector mode. Ensure that video filtering is applied in linear voltage domain (rather than in a log or dB domain). Some instruments require linear display mode in order to accomplish this. Others have a setting for Average-VBW Type, which can be set to "Voltage" regardless of the display mode
5. Detector = Peak
6. Sweep time = auto
7. Trace mode = max hold
8. Allow max hold to run for at least 50 times (1/duty cycle) traces

7.6.4. Test Setup

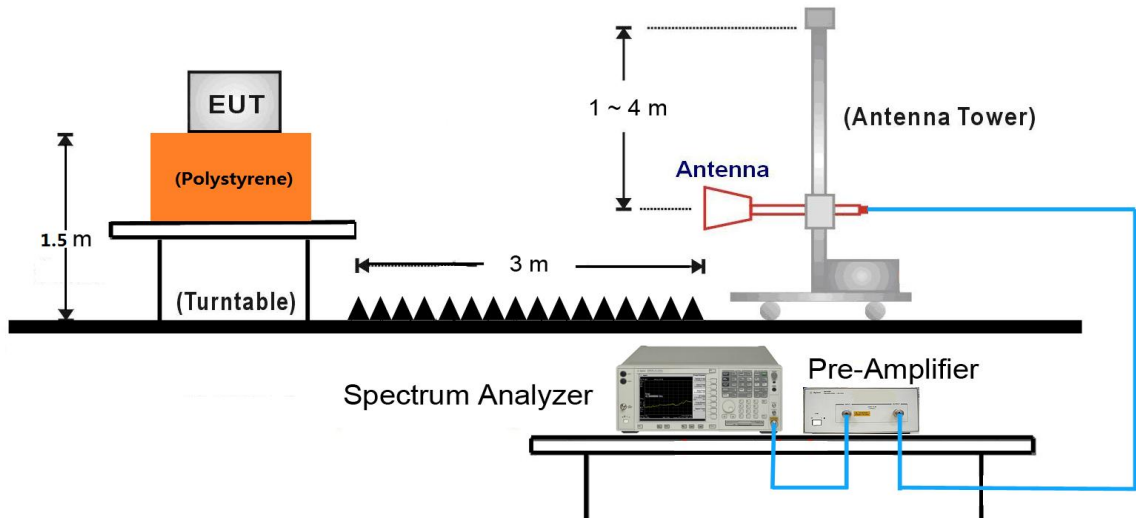
9kHz ~ 30MHz Test Setup:



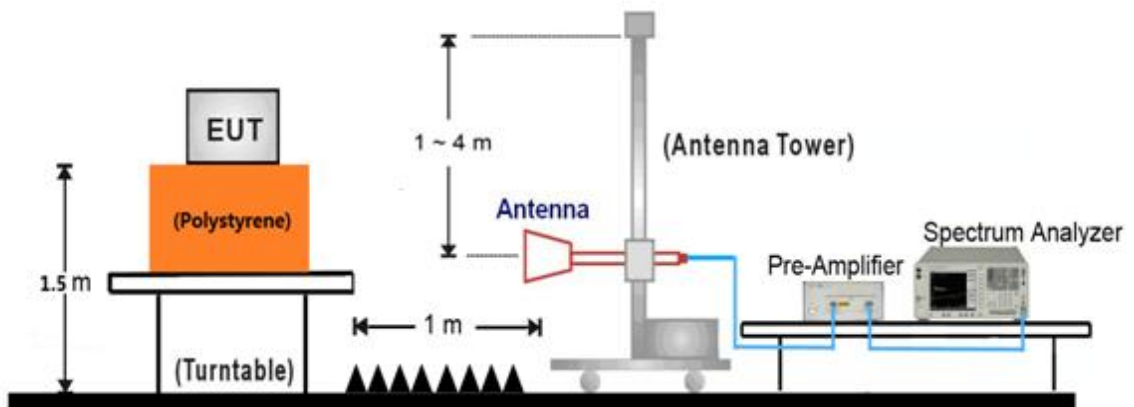
30MHz ~ 1GHz Test Setup:



1GHz ~ 18GHz Test Setup:



18GHz ~ 25GHz Test Setup:



7.6.5. Test Result

Product	AC220 Wi-Fi AP OD directional antenna US	Temperature	26°C
Test Engineer	Kevin Ker	Relative Humidity	56%
Test Site	AC1	Test Date	2017/08/15
Test Mode:	802.11b - Ant 1	Test Channel:	01
Remark:	1. Average measurement was not performed if peak level lower than average limit. 2. Other frequency was 20dB below limit line within 1-18GHz, there is not show in the report.		

Mark	Frequency (MHz)	Reading Level (dBμV)	Factor (dB)	Measure Level (dBμV/m)	Limit (dBμV/m)	Margin (dB)	Detector	Polarization
	7375.0	30.8	12.5	43.3	74.0	-30.7	Peak	Horizontal
	8242.0	30.8	11.9	42.7	74.0	-31.3	Peak	Horizontal
*	10069.5	29.6	15.6	45.2	83.4	-38.2	Peak	Horizontal
*	12730.0	28.5	18.8	47.3	83.4	-36.1	Peak	Horizontal
	7706.5	29.4	12.4	41.8	74.0	-32.2	Peak	Vertical
	9474.5	28.7	14.4	43.1	74.0	-30.9	Peak	Vertical
*	10307.5	30.7	16.6	47.3	83.4	-36.1	Peak	Vertical
*	13002.0	28.5	19.9	48.4	83.4	-35.0	Peak	Vertical

Note 1: "*" is not in restricted band, its limit is 30dBc of the fundamental emission level (113.4dBμV/m) or 15.209 which is higher.

Note 2: Measure Level (dBμV/m) = Reading Level (dBμV) + Factor (dB)

Factor (dB) = Cable Loss (dB) + Antenna Factor (dB/m) - Pre_Amplifier Gain (dB)

Product	AC220 Wi-Fi AP OD directional antenna US	Temperature	26°C
Test Engineer	Kevin Ker	Relative Humidity	56%
Test Site	AC1	Test Date	2017/08/15
Test Mode:	802.11b - Ant 1	Test Channel:	06
Remark:	1. Average measurement was not performed if peak level lower than average limit. 2. Other frequency was 20dB below limit line within 1-18GHz, there is not show in the report.		

Mark	Frequency (MHz)	Reading Level (dBμV)	Factor (dB)	Measure Level (dBμV/m)	Limit (dBμV/m)	Margin (dB)	Detector	Polarization
	7519.5	31.1	12.8	43.9	74.0	-30.1	Peak	Horizontal
	8395.0	30.5	12.2	42.7	74.0	-31.3	Peak	Horizontal
*	9559.5	31.0	14.4	45.4	83.3	-37.9	Peak	Horizontal
*	12891.5	27.4	19.4	46.8	83.3	-36.5	Peak	Horizontal
	7426.0	31.3	12.7	44.0	74.0	-30.0	Peak	Vertical
	8242.0	29.6	11.9	41.5	74.0	-32.5	Peak	Vertical
*	9627.5	31.4	14.4	45.8	83.3	-37.5	Peak	Vertical
*	13104.0	29.1	20.1	49.2	83.3	-34.1	Peak	Vertical

Note 1: "*" is not in restricted band, its limit is 30dBc of the fundamental emission level (113.3dBμV/m) or 15.209 which is higher.

Note 2: Measure Level (dBμV/m) = Reading Level (dBμV) + Factor (dB)

Factor (dB) = Cable Loss (dB) + Antenna Factor (dB/m) - Pre_Amplifier Gain (dB)

Product	AC220 Wi-Fi AP OD directional antenna US	Temperature	26°C
Test Engineer	Kevin Ker	Relative Humidity	56%
Test Site	AC1	Test Date	2017/08/15
Test Mode:	802.11b - Ant 1	Test Channel:	11
Remark:	1. Average measurement was not performed if peak level lower than average limit. 2. Other frequency was 20dB below limit line within 1-18GHz, there is not show in the report.		

Mark	Frequency (MHz)	Reading Level (dBμV)	Factor (dB)	Measure Level (dBμV/m)	Limit (dBμV/m)	Margin (dB)	Detector	Polarization
	7570.5	30.3	12.8	43.1	74.0	-30.9	Peak	Horizontal
	8420.5	30.7	12.3	43.0	74.0	-31.0	Peak	Horizontal
*	9959.0	30.5	15.3	45.8	83.7	-37.9	Peak	Horizontal
*	12959.5	28.0	19.8	47.8	83.7	-35.9	Peak	Horizontal
	7587.5	31.7	12.7	44.4	74.0	-29.6	Peak	Vertical
	8242.0	29.6	11.9	41.5	74.0	-32.5	Peak	Vertical
*	9678.5	30.2	14.6	44.8	83.7	-38.9	Peak	Vertical
*	12976.5	28.3	19.8	48.1	83.7	-35.6	Peak	Vertical

Note 1: "*" is not in restricted band, its limit is 30dBc of the fundamental emission level (113.7dBμV/m) or 15.209 which is higher.

Note 2: Measure Level (dBμV/m) = Reading Level (dBμV) + Factor (dB)

Factor (dB) = Cable Loss (dB) + Antenna Factor (dB/m) - Pre_Amplifier Gain (dB)

Product	AC220 Wi-Fi AP OD directional antenna US	Temperature	26°C
Test Engineer	Kevin Ker	Relative Humidity	56%
Test Site	AC1	Test Date	2017/08/15
Test Mode:	802.11g - Ant 1	Test Channel:	01
Remark:	1. Average measurement was not performed if peak level lower than average limit. 2. Other frequency was 20dB below limit line within 1-18GHz, there is not show in the report.		

Mark	Frequency (MHz)	Reading Level (dBμV)	Factor (dB)	Measure Level (dBμV/m)	Limit (dBμV/m)	Margin (dB)	Detector	Polarization
	7324.0	32.0	12.4	44.4	74.0	-29.6	Peak	Horizontal
	8497.0	29.8	12.8	42.6	74.0	-31.4	Peak	Horizontal
*	9619.0	30.2	14.4	44.6	84.3	-39.7	Peak	Horizontal
*	12968.0	28.9	19.8	48.7	84.3	-35.6	Peak	Horizontal
	7494.0	30.8	12.8	43.6	74.0	-30.4	Peak	Vertical
	8352.5	29.5	12.0	41.5	74.0	-32.5	Peak	Vertical
*	9882.5	29.6	15.6	45.2	84.3	-39.1	Peak	Vertical
*	13146.5	29.1	20.1	49.2	84.3	-35.1	Peak	Vertical

Note 1: "*" is not in restricted band, its limit is 30dBc of the fundamental emission level (114.3dBμV/m) or 15.209 which is higher.

Note 2: Measure Level (dBμV/m) = Reading Level (dBμV) + Factor (dB)

Factor (dB) = Cable Loss (dB) + Antenna Factor (dB/m) - Pre_Amplifier Gain (dB)

Product	AC220 Wi-Fi AP OD directional antenna US	Temperature	26°C
Test Engineer	Kevin Ker	Relative Humidity	56%
Test Site	AC1	Test Date	2017/08/15
Test Mode:	802.11g - Ant 1	Test Channel:	06
Remark:	1. Average measurement was not performed if peak level lower than average limit. 2. Other frequency was 20dB below limit line within 1-18GHz, there is not show in the report.		

Mark	Frequency (MHz)	Reading Level (dBμV)	Factor (dB)	Measure Level (dBμV/m)	Limit (dBμV/m)	Margin (dB)	Detector	Polarization
	7349.5	31.1	12.4	43.5	74.0	-30.5	Peak	Horizontal
	8327.0	30.1	11.9	42.0	74.0	-32.0	Peak	Horizontal
*	9636.0	31.5	14.4	45.9	85.1	-39.2	Peak	Horizontal
*	12883.0	29.2	19.4	48.6	85.1	-36.5	Peak	Horizontal
	7307.0	31.6	12.3	43.9	74.0	-30.1	Peak	Vertical
	8242.0	30.5	11.9	42.4	74.0	-31.6	Peak	Vertical
*	10052.5	30.3	15.5	45.8	85.1	-39.3	Peak	Vertical
*	12942.5	28.3	19.7	48.0	85.1	-37.1	Peak	Vertical

Note 1: "*" is not in restricted band, its limit is 30dBc of the fundamental emission level (115.1dBμV/m) or 15.209 which is higher.

Note 2: Measure Level (dBμV/m) = Reading Level (dBμV) + Factor (dB)

Factor (dB) = Cable Loss (dB) + Antenna Factor (dB/m) - Pre_Amplifier Gain (dB)

Product	AC220 Wi-Fi AP OD directional antenna US	Temperature	26°C
Test Engineer	Kevin Ker	Relative Humidity	56%
Test Site	AC1	Test Date	2017/08/15
Test Mode:	802.11g - Ant 1	Test Channel:	11
Remark:	1. Average measurement was not performed if peak level lower than average limit. 2. Other frequency was 20dB below limit line within 1-18GHz, there is not show in the report.		

Mark	Frequency (MHz)	Reading Level (dBμV)	Factor (dB)	Measure Level (dBμV/m)	Limit (dBμV/m)	Margin (dB)	Detector	Polarization
	7298.5	32.0	12.3	44.3	74.0	-29.7	Peak	Horizontal
	8480.0	30.3	12.7	43.0	74.0	-31.0	Peak	Horizontal
*	10358.5	29.7	16.8	46.5	84.7	-38.2	Peak	Horizontal
*	12917.0	29.1	19.6	48.7	84.7	-36.0	Peak	Horizontal
	7417.5	32.0	12.6	44.6	74.0	-29.4	Peak	Vertical
	8216.5	30.5	11.9	42.4	74.0	-31.6	Peak	Vertical
*	10469.0	28.8	17.1	45.9	84.7	-38.8	Peak	Vertical
*	13053.0	28.3	20.0	48.3	84.7	-36.4	Peak	Vertical

Note 1: "*" is not in restricted band, its limit is 30dBc of the fundamental emission level (114.7dBμV/m) or 15.209 which is higher.

Note 2: Measure Level (dBμV/m) = Reading Level (dBμV) + Factor (dB)

Factor (dB) = Cable Loss (dB) + Antenna Factor (dB/m) - Pre_Amplifier Gain (dB)

Product	AC220 Wi-Fi AP OD directional antenna US	Temperature	26°C
Test Engineer	Kevin Ker	Relative Humidity	56%
Test Site	AC1	Test Date	2017/08/15
Test Mode:	802.11n-HT20 - Ant 1	Test Channel:	01
Remark:	1. Average measurement was not performed if peak level lower than average limit. 2. Other frequency was 20dB below limit line within 1-18GHz, there is not show in the report.		

Mark	Frequency (MHz)	Reading Level (dBμV)	Factor (dB)	Measure Level (dBμV/m)	Limit (dBμV/m)	Margin (dB)	Detector	Polarization
	7511.0	31.6	12.9	44.5	74.0	-29.5	Peak	Horizontal
	9338.5	30.3	14.6	44.9	74.0	-29.1	Peak	Horizontal
*	10307.5	28.4	16.6	45.0	84.4	-39.4	Peak	Horizontal
*	13078.5	28.3	20.1	48.4	84.4	-36.0	Peak	Horizontal
	7366.5	31.4	12.5	43.9	74.0	-30.1	Peak	Vertical
	8148.5	31.9	12.1	44.0	74.0	-30.0	Peak	Vertical
*	9602.0	30.4	14.4	44.8	84.4	-39.6	Peak	Vertical
*	13155.0	29.0	20.1	49.1	84.4	-35.3	Peak	Vertical

Note 1: "*" is not in restricted band, its limit is 30dBc of the fundamental emission level (114.4dBμV/m) or 15.209 which is higher.

Note 2: Measure Level (dBμV/m) = Reading Level (dBμV) + Factor (dB)

Factor (dB) = Cable Loss (dB) + Antenna Factor (dB/m) - Pre_Amplifier Gain (dB)

Product	AC220 Wi-Fi AP OD directional antenna US	Temperature	26°C
Test Engineer	Kevin Ker	Relative Humidity	56%
Test Site	AC1	Test Date	2017/08/15
Test Mode:	802.11n-HT20 - Ant 1	Test Channel:	06
Remark:	1. Average measurement was not performed if peak level lower than average limit. 2. Other frequency was 20dB below limit line within 1-18GHz, there is not show in the report.		

Mark	Frequency (MHz)	Reading Level (dBμV)	Factor (dB)	Measure Level (dBμV/m)	Limit (dBμV/m)	Margin (dB)	Detector	Polarization
	7613.0	30.2	12.6	42.8	74.0	-31.2	Peak	Horizontal
	9338.5	30.0	14.6	44.6	74.0	-29.4	Peak	Horizontal
*	10350.0	31.0	16.8	47.8	85.8	-38.0	Peak	Horizontal
*	12951.0	29.4	19.7	49.1	85.8	-36.7	Peak	Horizontal
	7553.5	31.4	12.8	44.2	74.0	-29.8	Peak	Vertical
	8386.5	29.9	12.1	42.0	74.0	-32.0	Peak	Vertical
*	9517.0	29.6	14.4	44.0	85.8	-41.8	Peak	Vertical
*	13010.5	28.1	19.9	48.0	85.8	-37.8	Peak	Vertical

Note 1: "*" is not in restricted band, its limit is 30dBc of the fundamental emission level (115.8BμV/m) or 15.209 which is higher.

Note 2: Measure Level (dBμV/m) = Reading Level (dBμV) + Factor (dB)

Factor (dB) = Cable Loss (dB) + Antenna Factor (dB/m) - Pre_Amplifier Gain (dB)

Product	AC220 Wi-Fi AP OD directional antenna US	Temperature	26°C
Test Engineer	Kevin Ker	Relative Humidity	56%
Test Site	AC1	Test Date	2017/08/15
Test Mode:	802.11n-HT20 - Ant 1	Test Channel:	11
Remark:	1. Average measurement was not performed if peak level lower than average limit. 2. Other frequency was 20dB below limit line within 1-18GHz, there is not show in the report.		

Mark	Frequency (MHz)	Reading Level (dBμV)	Factor (dB)	Measure Level (dBμV/m)	Limit (dBμV/m)	Margin (dB)	Detector	Polarization
	7434.5	30.4	12.7	43.1	74.0	-30.9	Peak	Horizontal
	8259.0	30.0	11.9	41.9	74.0	-32.1	Peak	Horizontal
*	9593.5	30.9	14.4	45.3	84.3	-39.0	Peak	Horizontal
*	12900.0	28.6	19.5	48.1	84.3	-36.2	Peak	Horizontal
	7528.0	30.8	12.8	43.6	74.0	-30.4	Peak	Vertical
	8429.0	30.6	12.4	43.0	74.0	-31.0	Peak	Vertical
*	9814.5	28.5	15.4	43.9	84.3	-40.4	Peak	Vertical
*	12985.0	28.9	19.8	48.7	84.3	-35.6	Peak	Vertical

Note 1: "*" is not in restricted band, its limit is 30dBc of the fundamental emission level (114.3dBμV/m) or 15.209 which is higher.

Note 2: Measure Level (dBμV/m) = Reading Level (dBμV) + Factor (dB)

Factor (dB) = Cable Loss (dB) + Antenna Factor (dB/m) - Pre_Amplifier Gain (dB)

Product	AC220 Wi-Fi AP OD directional antenna US	Temperature	26°C
Test Engineer	Kevin Ker	Relative Humidity	56%
Test Site	AC1	Test Date	2017/08/15
Test Mode:	802.11n-HT40 - Ant 1	Test Channel:	03
Remark:	1. Average measurement was not performed if peak level lower than average limit. 2. Other frequency was 20dB below limit line within 1-18GHz, there is not show in the report.		

Mark	Frequency (MHz)	Reading Level (dBμV)	Factor (dB)	Measure Level (dBμV/m)	Limit (dBμV/m)	Margin (dB)	Detector	Polarization
	7553.5	31.7	12.8	44.5	74.0	-29.5	Peak	Horizontal
	8335.5	30.6	12.0	42.6	74.0	-31.4	Peak	Horizontal
*	9602.0	31.0	14.4	45.4	79.4	-34.0	Peak	Horizontal
*	12900.0	27.9	19.5	47.4	79.4	-32.0	Peak	Horizontal
	7553.5	30.9	12.8	43.7	74.0	-30.3	Peak	Vertical
	8182.5	31.1	12.0	43.1	74.0	-30.9	Peak	Vertical
*	9559.5	31.2	14.4	45.6	79.4	-33.8	Peak	Vertical
*	13070.0	29.5	20.0	49.5	79.4	-29.9	Peak	Vertical

Note 1: "*" is not in restricted band, its limit is 30dBc of the fundamental emission level (109.4dBμV/m) or 15.209 which is higher.

Note 2: Measure Level (dBμV/m) = Reading Level (dBμV) + Factor (dB)

Factor (dB) = Cable Loss (dB) + Antenna Factor (dB/m) - Pre_Amplifier Gain (dB)

Product	AC220 Wi-Fi AP OD directional antenna US	Temperature	26°C
Test Engineer	Kevin Ker	Relative Humidity	56%
Test Site	AC1	Test Date	2017/08/15
Test Mode:	802.11n-HT40 - Ant 1	Test Channel:	06
Remark:	1. Average measurement was not performed if peak level lower than average limit. 2. Other frequency was 20dB below limit line within 1-18GHz, there is not show in the report.		

Mark	Frequency (MHz)	Reading Level (dBμV)	Factor (dB)	Measure Level (dBμV/m)	Limit (dBμV/m)	Margin (dB)	Detector	Polarization
	7698.0	31.3	12.4	43.7	74.0	-30.3	Peak	Horizontal
	8497.0	30.8	12.8	43.6	74.0	-30.4	Peak	Horizontal
*	9831.5	28.8	15.9	44.7	82.8	-38.1	Peak	Horizontal
*	13044.5	27.9	20.0	47.9	82.8	-34.9	Peak	Horizontal
	7511.0	29.7	12.9	42.6	74.0	-31.4	Peak	Vertical
	8335.5	30.3	12.0	42.3	74.0	-31.7	Peak	Vertical
*	9789.0	29.9	15.0	44.9	82.8	-37.9	Peak	Vertical
*	12883.0	28.5	19.4	47.9	82.8	-34.9	Peak	Vertical

Note 1: "*" is not in restricted band, its limit is 30dBc of the fundamental emission level (112.8dBμV/m) or 15.209 which is higher.

Note 2: Measure Level (dBμV/m) = Reading Level (dBμV) + Factor (dB)

Factor (dB) = Cable Loss (dB) + Antenna Factor (dB/m) - Pre_Amplifier Gain (dB)

Product	AC220 Wi-Fi AP OD directional antenna US	Temperature	26°C
Test Engineer	Kevin Ker	Relative Humidity	56%
Test Site	AC1	Test Date	2017/08/15
Test Mode:	802.11n-HT40 - Ant 1	Test Channel:	09
Remark:	1. Average measurement was not performed if peak level lower than average limit. 2. Other frequency was 20dB below limit line within 1-18GHz, there is not show in the report.		

Mark	Frequency (MHz)	Reading Level (dBμV)	Factor (dB)	Measure Level (dBμV/m)	Limit (dBμV/m)	Margin (dB)	Detector	Polarization
	7460.0	30.3	12.8	43.1	74.0	-30.9	Peak	Horizontal
	8395.0	30.8	12.2	43.0	74.0	-31.0	Peak	Horizontal
*	9891.0	28.6	15.5	44.1	81.5	-37.4	Peak	Horizontal
*	12849.0	27.9	19.2	47.1	81.5	-34.4	Peak	Horizontal
	7562.0	30.6	12.8	43.4	74.0	-30.6	Peak	Vertical
	9160.0	29.8	14.7	44.5	74.0	-29.5	Peak	Vertical
*	10307.5	28.8	16.6	45.4	81.5	-36.1	Peak	Vertical
*	12857.5	27.3	19.3	46.6	81.5	-34.9	Peak	Vertical

Note 1: "*" is not in restricted band, its limit is 30dBc of the fundamental emission level (111.5dBμV/m) or 15.209 which is higher.

Note 2: Measure Level (dBμV/m) = Reading Level (dBμV) + Factor (dB)

Factor (dB) = Cable Loss (dB) + Antenna Factor (dB/m) - Pre_Amplifier Gain (dB)

Product	AC220 Wi-Fi AP OD directional antenna US	Temperature	26°C
Test Engineer	Kevin Ker	Relative Humidity	56%
Test Site	AC1	Test Date	2017/08/15
Test Mode:	802.11b - Ant 2	Test Channel:	01
Remark:	1. Average measurement was not performed if peak level lower than average limit. 2. Other frequency was 20dB below limit line within 1-18GHz, there is not show in the report.		

Mark	Frequency (MHz)	Reading Level (dBμV)	Factor (dB)	Measure Level (dBμV/m)	Limit (dBμV/m)	Margin (dB)	Detector	Polarization
	7485.5	31.5	12.8	44.3	74.0	-29.7	Peak	Horizontal
	8165.5	31.9	12.1	44.0	74.0	-30.0	Peak	Horizontal
*	9636.0	31.1	14.4	45.5	84.4	-38.9	Peak	Horizontal
*	12755.5	29.2	18.9	48.1	84.4	-36.3	Peak	Horizontal
	7519.5	33.3	12.8	46.1	74.0	-27.9	Peak	Vertical
	9143.0	31.5	14.6	46.1	74.0	-27.9	Peak	Vertical
*	10129.0	32.0	15.9	47.9	84.4	-36.5	Peak	Vertical
*	12951.0	29.9	19.7	49.6	84.4	-34.8	Peak	Vertical

Note 1: "*" is not in restricted band, its limit is 30dBc of the fundamental emission level (114.4dBμV/m) or 15.209 which is higher.

Note 2: Measure Level (dBμV/m) = Reading Level (dBμV) + Factor (dB)

Factor (dB) = Cable Loss (dB) + Antenna Factor (dB/m) - Pre_Amplifier Gain (dB)

Product	AC220 Wi-Fi AP OD directional antenna US	Temperature	26°C
Test Engineer	Kevin Ker	Relative Humidity	56%
Test Site	AC1	Test Date	2017/08/15
Test Mode:	802.11b - Ant 2	Test Channel:	06
Remark:	1. Average measurement was not performed if peak level lower than average limit. 2. Other frequency was 20dB below limit line within 1-18GHz, there is not show in the report.		

Mark	Frequency (MHz)	Reading Level (dBμV)	Factor (dB)	Measure Level (dBμV/m)	Limit (dBμV/m)	Margin (dB)	Detector	Polarization
	7400.5	32.9	12.6	45.5	74.0	-28.5	Peak	Horizontal
	8242.0	31.6	11.9	43.5	74.0	-30.5	Peak	Horizontal
*	9296.0	31.8	14.7	46.5	84.3	-37.8	Peak	Horizontal
*	10333.0	31.2	16.7	47.9	84.3	-36.4	Peak	Horizontal
	7502.5	32.1	12.9	45.0	74.0	-29.0	Peak	Vertical
	8463.0	30.7	12.6	43.3	74.0	-30.7	Peak	Vertical
*	9585.0	32.4	14.4	46.8	84.3	-37.5	Peak	Vertical
*	12713.0	31.1	18.8	49.9	84.3	-34.4	Peak	Vertical

Note 1: "*" is not in restricted band, its limit is 30dBc of the fundamental emission level (114.3dBμV/m) or 15.209 which is higher.

Note 2: Measure Level (dBμV/m) = Reading Level (dBμV) + Factor (dB)

Factor (dB) = Cable Loss (dB) + Antenna Factor (dB/m) - Pre_Amplifier Gain (dB)

Product	AC220 Wi-Fi AP OD directional antenna US	Temperature	26°C
Test Engineer	Kevin Ker	Relative Humidity	56%
Test Site	AC1	Test Date	2017/08/15
Test Mode:	802.11b - Ant 2	Test Channel:	11
Remark:	1. Average measurement was not performed if peak level lower than average limit. 2. Other frequency was 20dB below limit line within 1-18GHz, there is not show in the report.		

Mark	Frequency (MHz)	Reading Level (dBμV)	Factor (dB)	Measure Level (dBμV/m)	Limit (dBμV/m)	Margin (dB)	Detector	Polarization
	7604.5	32.8	12.7	45.5	74.0	-28.5	Peak	Horizontal
	9007.0	31.9	14.1	46.0	74.0	-28.0	Peak	Horizontal
*	9993.0	32.4	15.4	47.8	84.4	-36.6	Peak	Horizontal
*	12968.0	30.1	19.8	49.9	84.4	-34.5	Peak	Horizontal
	7511.0	33.6	12.9	46.5	74.0	-27.5	Peak	Vertical
	9083.5	32.4	14.4	46.8	74.0	-27.2	Peak	Vertical
*	10494.5	30.4	17.2	47.6	84.4	-36.8	Peak	Vertical
*	13146.5	29.5	20.1	49.6	84.4	-34.8	Peak	Vertical

Note 1: "*" is not in restricted band, its limit is 30dBc of the fundamental emission level (114.4dBμV/m) or 15.209 which is higher.

Note 2: Measure Level (dBμV/m) = Reading Level (dBμV) + Factor (dB)

Factor (dB) = Cable Loss (dB) + Antenna Factor (dB/m) - Pre_Amplifier Gain (dB)

Product	AC220 Wi-Fi AP OD directional antenna US	Temperature	26°C
Test Engineer	Kevin Ker	Relative Humidity	56%
Test Site	AC1	Test Date	2017/08/15
Test Mode:	802.11g - Ant 2	Test Channel:	01
Remark:	1. Average measurement was not performed if peak level lower than average limit. 2. Other frequency was 20dB below limit line within 1-18GHz, there is not show in the report.		

Mark	Frequency (MHz)	Reading Level (dBμV)	Factor (dB)	Measure Level (dBμV/m)	Limit (dBμV/m)	Margin (dB)	Detector	Polarization
	7477.0	32.7	12.8	45.5	74.0	-28.5	Peak	Horizontal
	9058.0	32.2	14.3	46.5	74.0	-27.5	Peak	Horizontal
*	10273.5	32.4	16.5	48.9	85.3	-36.4	Peak	Horizontal
*	12866.0	32.1	19.3	51.4	85.3	-33.9	Peak	Horizontal
	7477.0	32.2	12.8	45.0	74.0	-29.0	Peak	Vertical
	9109.0	31.1	14.5	45.6	74.0	-28.4	Peak	Vertical
*	10494.5	30.9	17.2	48.1	85.3	-37.2	Peak	Vertical
*	13044.5	30.5	20.0	50.5	85.3	-34.8	Peak	Vertical

Note 1: "*" is not in restricted band, its limit is 30dBc of the fundamental emission level (115.3dBμV/m) or 15.209 which is higher.

Note 2: Measure Level (dBμV/m) = Reading Level (dBμV) + Factor (dB)

Factor (dB) = Cable Loss (dB) + Antenna Factor (dB/m) - Pre_Amplifier Gain (dB)

Product	AC220 Wi-Fi AP OD directional antenna US	Temperature	26°C
Test Engineer	Kevin Ker	Relative Humidity	56%
Test Site	AC1	Test Date	2017/08/15
Test Mode:	802.11g - Ant 2	Test Channel:	06
Remark:	1. Average measurement was not performed if peak level lower than average limit. 2. Other frequency was 20dB below limit line within 1-18GHz, there is not show in the report.		

Mark	Frequency (MHz)	Reading Level (dBμV)	Factor (dB)	Measure Level (dBμV/m)	Limit (dBμV/m)	Margin (dB)	Detector	Polarization
	7451.5	33.4	12.8	46.2	74.0	-27.8	Peak	Horizontal
	9075.0	32.8	14.3	47.1	74.0	-26.9	Peak	Horizontal
*	10401.0	30.2	16.9	47.1	86.6	-39.5	Peak	Horizontal
*	12968.0	31.0	19.8	50.8	86.6	-35.8	Peak	Horizontal
	7426.0	32.8	12.7	45.5	74.0	-28.5	Peak	Vertical
	9126.0	31.7	14.6	46.3	74.0	-27.7	Peak	Vertical
*	10112.0	31.9	15.8	47.7	86.6	-38.9	Peak	Vertical
*	12925.5	30.9	19.6	50.5	86.6	-36.1	Peak	Vertical

Note 1: "*" is not in restricted band, its limit is 30dBc of the fundamental emission level (116.6dBμV/m) or 15.209 which is higher.

Note 2: Measure Level (dBμV/m) = Reading Level (dBμV) + Factor (dB)

Factor (dB) = Cable Loss (dB) + Antenna Factor (dB/m) - Pre_Amplifier Gain (dB)

Product	AC220 Wi-Fi AP OD directional antenna US	Temperature	26°C
Test Engineer	Kevin Ker	Relative Humidity	56%
Test Site	AC1	Test Date	2017/08/15
Test Mode:	802.11g - Ant 2	Test Channel:	11
Remark:	1. Average measurement was not performed if peak level lower than average limit. 2. Other frequency was 20dB below limit line within 1-18GHz, there is not show in the report.		

Mark	Frequency (MHz)	Reading Level (dBμV)	Factor (dB)	Measure Level (dBμV/m)	Limit (dBμV/m)	Margin (dB)	Detector	Polarization
	7366.5	30.9	12.5	43.4	74.0	-30.6	Peak	Horizontal
	8420.5	32.3	12.3	44.6	74.0	-29.4	Peak	Horizontal
*	9874.0	32.6	15.8	48.4	84.6	-36.2	Peak	Horizontal
*	13163.5	31.6	20.2	51.8	84.6	-32.8	Peak	Horizontal
	7519.5	32.4	12.8	45.2	74.0	-28.8	Peak	Vertical
	9109.0	32.0	14.5	46.5	74.0	-27.5	Peak	Vertical
*	10494.5	31.4	17.2	48.6	84.6	-36.0	Peak	Vertical
*	12925.5	30.0	19.6	49.6	84.6	-35.0	Peak	Vertical

Note 1: "*" is not in restricted band, its limit is 30dBc of the fundamental emission level (114.6dBμV/m) or 15.209 which is higher.

Note 2: Measure Level (dBμV/m) = Reading Level (dBμV) + Factor (dB)

Factor (dB) = Cable Loss (dB) + Antenna Factor (dB/m) - Pre_Amplifier Gain (dB)

Product	AC220 Wi-Fi AP OD directional antenna US	Temperature	26°C
Test Engineer	Kevin Ker	Relative Humidity	56%
Test Site	AC1	Test Date	2017/08/15
Test Mode:	802.11n-HT20 - Ant 2	Test Channel:	01
Remark:	1. Average measurement was not performed if peak level lower than average limit. 2. Other frequency was 20dB below limit line within 1-18GHz, there is not show in the report.		

Mark	Frequency (MHz)	Reading Level (dBμV)	Factor (dB)	Measure Level (dBμV/m)	Limit (dBμV/m)	Margin (dB)	Detector	Polarization
	7621.5	33.1	12.6	45.7	74.0	-28.3	Peak	Horizontal
	9134.5	32.3	14.6	46.9	74.0	-27.1	Peak	Horizontal
*	10307.5	31.9	16.6	48.5	84.4	-35.9	Peak	Horizontal
*	13121.0	32.7	20.1	52.8	84.4	-31.6	Peak	Horizontal
	7358.0	33.0	12.4	45.4	74.0	-28.6	Peak	Vertical
	8454.5	31.7	12.5	44.2	74.0	-29.8	Peak	Vertical
*	9763.5	31.0	14.9	45.9	84.4	-38.5	Peak	Vertical
*	12832.0	31.4	19.2	50.6	84.4	-33.8	Peak	Vertical

Note 1: "*" is not in restricted band, its limit is 30dBc of the fundamental emission level (114.4dBμV/m) or 15.209 which is higher.

Note 2: Measure Level (dBμV/m) = Reading Level (dBμV) + Factor (dB)

Factor (dB) = Cable Loss (dB) + Antenna Factor (dB/m) - Pre_Amplifier Gain (dB)

Product	AC220 Wi-Fi AP OD directional antenna US	Temperature	26°C
Test Engineer	Kevin Ker	Relative Humidity	56%
Test Site	AC1	Test Date	2017/08/15
Test Mode:	802.11n-HT20 - Ant 2	Test Channel:	06
Remark:	1. Average measurement was not performed if peak level lower than average limit. 2. Other frequency was 20dB below limit line within 1-18GHz, there is not show in the report.		

Mark	Frequency (MHz)	Reading Level (dBμV)	Factor (dB)	Measure Level (dBμV/m)	Limit (dBμV/m)	Margin (dB)	Detector	Polarization
	7349.5	33.6	12.4	46.0	74.0	-28.0	Peak	Horizontal
	9177.0	30.5	14.7	45.2	74.0	-28.8	Peak	Horizontal
*	10401.0	30.3	16.9	47.2	87.1	-39.9	Peak	Horizontal
*	12772.5	30.2	19.0	49.2	87.1	-37.9	Peak	Horizontal
	7519.5	32.9	12.8	45.7	74.0	-28.3	Peak	Vertical
	9313.0	31.2	14.7	45.9	74.0	-28.1	Peak	Vertical
*	10248.0	31.2	16.4	47.6	87.1	-39.5	Peak	Vertical
*	12721.5	30.2	18.8	49.0	87.1	-38.1	Peak	Vertical

Note 1: "*" is not in restricted band, its limit is 30dBc of the fundamental emission level (117.1dBμV/m) or 15.209 which is higher.

Note 2: Measure Level (dBμV/m) = Reading Level (dBμV) + Factor (dB)

Factor (dB) = Cable Loss (dB) + Antenna Factor (dB/m) - Pre_Amplifier Gain (dB)

Product	AC220 Wi-Fi AP OD directional antenna US	Temperature	26°C
Test Engineer	Kevin Ker	Relative Humidity	56%
Test Site	AC1	Test Date	2017/08/15
Test Mode:	802.11n-HT20 - Ant 2	Test Channel:	11
Remark:	1. Average measurement was not performed if peak level lower than average limit. 2. Other frequency was 20dB below limit line within 1-18GHz, there is not show in the report.		

Mark	Frequency (MHz)	Reading Level (dBμV)	Factor (dB)	Measure Level (dBμV/m)	Limit (dBμV/m)	Margin (dB)	Detector	Polarization
	7494.0	33.5	12.8	46.3	74.0	-27.7	Peak	Horizontal
	9381.0	30.7	14.5	45.2	74.0	-28.8	Peak	Horizontal
*	10222.5	31.1	16.3	47.4	85.3	-37.9	Peak	Horizontal
*	12951.0	30.8	19.7	50.5	85.3	-34.8	Peak	Horizontal
	7468.5	32.1	12.8	44.9	74.0	-29.1	Peak	Vertical
	9338.5	32.3	14.6	46.9	74.0	-27.1	Peak	Vertical
*	10401.0	31.3	16.9	48.2	85.3	-37.1	Peak	Vertical
*	13010.5	30.1	19.9	50.0	85.3	-35.3	Peak	Vertical

Note 1: "*" is not in restricted band, its limit is 30dBc of the fundamental emission level (115.3dBμV/m) or 15.209 which is higher.

Note 2: Measure Level (dBμV/m) = Reading Level (dBμV) + Factor (dB)

Factor (dB) = Cable Loss (dB) + Antenna Factor (dB/m) - Pre_Amplifier Gain (dB)

Product	AC220 Wi-Fi AP OD directional antenna US	Temperature	26°C
Test Engineer	Kevin Ker	Relative Humidity	56%
Test Site	AC1	Test Date	2017/08/15
Test Mode:	802.11n-HT40 - Ant 2	Test Channel:	03
Remark:	1. Average measurement was not performed if peak level lower than average limit. 2. Other frequency was 20dB below limit line within 1-18GHz, there is not show in the report.		

Mark	Frequency (MHz)	Reading Level (dBμV)	Factor (dB)	Measure Level (dBμV/m)	Limit (dBμV/m)	Margin (dB)	Detector	Polarization
	7485.5	32.7	12.8	45.5	74.0	-28.5	Peak	Horizontal
	9381.0	31.0	14.5	45.5	74.0	-28.5	Peak	Horizontal
*	10350.0	30.7	16.8	47.5	81.0	-33.5	Peak	Horizontal
*	12985.0	30.6	19.8	50.4	81.0	-30.6	Peak	Horizontal
	7494.0	32.7	12.8	45.5	74.0	-28.5	Peak	Vertical
	9398.0	31.7	14.5	46.2	74.0	-27.8	Peak	Vertical
*	10180.0	31.9	16.1	48.0	81.0	-33.0	Peak	Vertical
*	12849.0	30.6	19.2	49.8	81.0	-31.2	Peak	Vertical

Note 1: "*" is not in restricted band, its limit is 30dBc of the fundamental emission level (111.0dBμV/m) or 15.209 which is higher.

Note 2: Measure Level (dBμV/m) = Reading Level (dBμV) + Factor (dB)

Factor (dB) = Cable Loss (dB) + Antenna Factor (dB/m) - Pre_Amplifier Gain (dB)

Product	AC220 Wi-Fi AP OD directional antenna US	Temperature	26°C
Test Engineer	Kevin Ker	Relative Humidity	56%
Test Site	AC1	Test Date	2017/08/15
Test Mode:	802.11n-HT40 - Ant 2	Test Channel:	06
Remark:	1. Average measurement was not performed if peak level lower than average limit. 2. Other frequency was 20dB below limit line within 1-18GHz, there is not show in the report.		

Mark	Frequency (MHz)	Reading Level (dBμV)	Factor (dB)	Measure Level (dBμV/m)	Limit (dBμV/m)	Margin (dB)	Detector	Polarization
	7570.5	32.7	12.8	45.5	74.0	-28.5	Peak	Horizontal
	9177.0	30.9	14.7	45.6	74.0	-28.4	Peak	Horizontal
*	10214.0	30.9	16.3	47.2	83.5	-36.3	Peak	Horizontal
*	12891.5	31.2	19.4	50.6	83.5	-32.9	Peak	Horizontal
	7451.5	32.3	12.8	45.1	74.0	-28.9	Peak	Vertical
	9440.5	31.8	14.4	46.2	74.0	-27.8	Peak	Vertical
*	10239.5	32.6	16.4	49.0	83.5	-34.5	Peak	Vertical
*	12908.5	30.4	19.5	49.9	83.5	-33.6	Peak	Vertical

Note 1: "*" is not in restricted band, its limit is 30dBc of the fundamental emission level (113.5dBμV/m) or 15.209 which is higher.

Note 2: Measure Level (dBμV/m) = Reading Level (dBμV) + Factor (dB)

Factor (dB) = Cable Loss (dB) + Antenna Factor (dB/m) - Pre_Amplifier Gain (dB)

Product	AC220 Wi-Fi AP OD directional antenna US	Temperature	26°C
Test Engineer	Kevin Ker	Relative Humidity	56%
Test Site	AC1	Test Date	2017/08/15
Test Mode:	802.11n-HT40 - Ant 2	Test Channel:	09
Remark:	1. Average measurement was not performed if peak level lower than average limit. 2. Other frequency was 20dB below limit line within 1-18GHz, there is not show in the report.		

Mark	Frequency (MHz)	Reading Level (dBμV)	Factor (dB)	Measure Level (dBμV/m)	Limit (dBμV/m)	Margin (dB)	Detector	Polarization
	7621.5	33.6	12.6	46.2	74.0	-27.8	Peak	Horizontal
	9032.5	31.4	14.2	45.6	74.0	-28.4	Peak	Horizontal
*	10146.0	31.8	16.0	47.8	80.1	-32.3	Peak	Horizontal
*	12755.5	31.2	18.9	50.1	80.1	-30.0	Peak	Horizontal
	7290.0	33.2	12.3	45.5	74.0	-28.5	Peak	Vertical
	9134.5	30.5	14.6	45.1	74.0	-28.9	Peak	Vertical
*	9814.5	30.9	15.4	46.3	80.1	-33.8	Peak	Vertical
*	12840.5	29.8	19.2	49.0	80.1	-31.1	Peak	Vertical

Note 1: "*" is not in restricted band, its limit is 30dBc of the fundamental emission level (110.1dBμV/m) or 15.209 which is higher.

Note 2: Measure Level (dBμV/m) = Reading Level (dBμV) + Factor (dB)

Factor (dB) = Cable Loss (dB) + Antenna Factor (dB/m) - Pre_Amplifier Gain (dB)

Product	AC220 Wi-Fi AP OD directional antenna US	Temperature	26°C
Test Engineer	Kevin Ker	Relative Humidity	56%
Test Site	AC1	Test Date	2017/08/15
Test Mode:	802.11b - Ant 1 + 2 (CDD Mode)	Test Channel:	01
Remark:	1. Average measurement was not performed if peak level lower than average limit. 2. Other frequency was 20dB below limit line within 1-18GHz, there is not show in the report.		

Mark	Frequency (MHz)	Reading Level (dBμV)	Factor (dB)	Measure Level (dBμV/m)	Limit (dBμV/m)	Margin (dB)	Detector	Polarization
	7400.5	33.5	12.6	46.1	74.0	-27.9	Peak	Horizontal
	8480.0	32.8	12.7	45.5	74.0	-28.5	Peak	Horizontal
*	9857.0	31.4	16.2	47.6	88.8	-41.2	Peak	Horizontal
*	12917.0	30.7	19.6	50.3	88.8	-38.5	Peak	Horizontal
	7485.5	33.9	12.8	46.7	74.0	-27.3	Peak	Vertical
	8352.5	31.5	12.0	43.5	74.0	-30.5	Peak	Vertical
*	9228.0	31.8	14.8	46.6	88.8	-42.2	Peak	Vertical
*	10537.0	30.4	17.2	47.6	88.8	-41.2	Peak	Vertical

Note 1: "*" is not in restricted band, its limit is 30dBc of the fundamental emission level (118.8dBμV/m) or 15.209 which is higher.

Note 2: Measure Level (dBμV/m) = Reading Level (dBμV) + Factor (dB)

Factor (dB) = Cable Loss (dB) + Antenna Factor (dB/m) - Pre_Amplifier Gain (dB)

Product	AC220 Wi-Fi AP OD directional antenna US	Temperature	26°C
Test Engineer	Kevin Ker	Relative Humidity	56%
Test Site	AC1	Test Date	2017/08/15
Test Mode:	802.11b - Ant 1 + 2 (CDD Mode)	Test Channel:	06
Remark:	1. Average measurement was not performed if peak level lower than average limit. 2. Other frequency was 20dB below limit line within 1-18GHz, there is not show in the report.		

Mark	Frequency (MHz)	Reading Level (dBμV)	Factor (dB)	Measure Level (dBμV/m)	Limit (dBμV/m)	Margin (dB)	Detector	Polarization
	7570.5	33.1	12.8	45.9	74.0	-28.1	Peak	Horizontal
	9321.5	31.2	14.6	45.8	74.0	-28.2	Peak	Horizontal
*	10146.0	31.3	16.0	47.3	88.7	-41.4	Peak	Horizontal
*	12747.0	29.6	18.9	48.5	88.7	-40.2	Peak	Horizontal
	7485.5	33.0	12.8	45.8	74.0	-28.2	Peak	Vertical
	9134.5	31.0	14.6	45.6	74.0	-28.4	Peak	Vertical
*	10069.5	31.4	15.6	47.0	88.7	-41.7	Peak	Vertical
*	12951.0	30.3	19.7	50.0	88.7	-38.7	Peak	Vertical

Note 1: "*" is not in restricted band, its limit is 30dBc of the fundamental emission level (118.7dBμV/m) or 15.209 which is higher.

Note 2: Measure Level (dBμV/m) = Reading Level (dBμV) + Factor (dB)

Factor (dB) = Cable Loss (dB) + Antenna Factor (dB/m) - Pre_Amplifier Gain (dB)

Product	AC220 Wi-Fi AP OD directional antenna US	Temperature	26°C
Test Engineer	Kevin Ker	Relative Humidity	56%
Test Site	AC1	Test Date	2017/08/15
Test Mode:	802.11b - Ant 1 + 2 (CDD Mode)	Test Channel:	11
Remark:	1. Average measurement was not performed if peak level lower than average limit. 2. Other frequency was 20dB below limit line within 1-18GHz, there is not show in the report.		

Mark	Frequency (MHz)	Reading Level (dBμV)	Factor (dB)	Measure Level (dBμV/m)	Limit (dBμV/m)	Margin (dB)	Detector	Polarization
	7494.0	32.7	12.8	45.5	74.0	-28.5	Peak	Horizontal
	9126.0	32.6	14.6	47.2	74.0	-26.8	Peak	Horizontal
*	9942.0	31.0	15.3	46.3	88.2	-41.9	Peak	Horizontal
*	12917.0	31.1	19.6	50.7	88.2	-37.5	Peak	Horizontal
	7621.5	32.9	12.6	45.5	74.0	-28.5	Peak	Vertical
	8335.5	33.2	12.0	45.2	74.0	-28.8	Peak	Vertical
*	8973.0	30.8	14.1	44.9	88.2	-43.3	Peak	Vertical
*	9925.0	30.4	15.3	45.7	88.2	-42.5	Peak	Vertical

Note 1: "*" is not in restricted band, its limit is 30dBc of the fundamental emission level (118.2dBμV/m) or 15.209 which is higher.

Note 2: Measure Level (dBμV/m) = Reading Level (dBμV) + Factor (dB)

Factor (dB) = Cable Loss (dB) + Antenna Factor (dB/m) - Pre_Amplifier Gain (dB)

Product	AC220 Wi-Fi AP OD directional antenna US	Temperature	26°C
Test Engineer	Kevin Ker	Relative Humidity	56%
Test Site	AC1	Test Date	2017/08/15
Test Mode:	802.11g - Ant 1 + 2 (CDD Mode)	Test Channel:	01
Remark:	1. Average measurement was not performed if peak level lower than average limit. 2. Other frequency was 20dB below limit line within 1-18GHz, there is not show in the report.		

Mark	Frequency (MHz)	Reading Level (dBμV)	Factor (dB)	Measure Level (dBμV/m)	Limit (dBμV/m)	Margin (dB)	Detector	Polarization
	7570.5	31.9	12.8	44.7	74.0	-29.3	Peak	Horizontal
	8437.5	33.0	12.4	45.4	74.0	-28.6	Peak	Horizontal
*	8973.0	30.7	14.1	44.8	88.1	-43.3	Peak	Horizontal
*	9984.5	31.0	15.4	46.4	88.1	-41.7	Peak	Horizontal
	7451.5	32.6	12.8	45.4	74.0	-28.6	Peak	Vertical
	8403.5	31.9	12.2	44.1	74.0	-29.9	Peak	Vertical
*	9253.5	30.5	14.8	45.3	88.1	-42.8	Peak	Vertical
*	10231.0	30.5	16.4	46.9	88.1	-41.2	Peak	Vertical

Note 1: "*" is not in restricted band, its limit is 30dBc of the fundamental emission level (118.1dBμV/m) or 15.209 which is higher.

Note 2: Measure Level (dBμV/m) = Reading Level (dBμV) + Factor (dB)

Factor (dB) = Cable Loss (dB) + Antenna Factor (dB/m) - Pre_Amplifier Gain (dB)

Product	AC220 Wi-Fi AP OD directional antenna US	Temperature	26°C
Test Engineer	Kevin Ker	Relative Humidity	56%
Test Site	AC1	Test Date	2017/08/15
Test Mode:	802.11g - Ant 1 + 2 (CDD Mode)	Test Channel:	06
Remark:	1. Average measurement was not performed if peak level lower than average limit. 2. Other frequency was 20dB below limit line within 1-18GHz, there is not show in the report.		

Mark	Frequency (MHz)	Reading Level (dBμV)	Factor (dB)	Measure Level (dBμV/m)	Limit (dBμV/m)	Margin (dB)	Detector	Polarization
	7400.5	31.4	12.6	44.0	74.0	-30.0	Peak	Horizontal
	8446.0	31.8	12.5	44.3	74.0	-29.7	Peak	Horizontal
*	9874.0	32.0	15.8	47.8	91.6	-43.8	Peak	Horizontal
*	12993.5	32.2	19.8	52.0	91.6	-39.6	Peak	Horizontal
	7681.0	32.9	12.5	45.4	74.0	-28.6	Peak	Vertical
	9092.0	31.6	14.4	46.0	74.0	-28.0	Peak	Vertical
*	9857.0	30.6	16.2	46.8	91.6	-44.8	Peak	Vertical
*	12891.5	30.4	19.4	49.8	91.6	-41.8	Peak	Vertical

Note 1: "*" is not in restricted band, its limit is 30dBc of the fundamental emission level (121.6dBμV/m) or 15.209 which is higher.

Note 2: Measure Level (dBμV/m) = Reading Level (dBμV) + Factor (dB)

Factor (dB) = Cable Loss (dB) + Antenna Factor (dB/m) - Pre_Amplifier Gain (dB)

Product	AC220 Wi-Fi AP OD directional antenna US	Temperature	26°C
Test Engineer	Kevin Ker	Relative Humidity	56%
Test Site	AC1	Test Date	2017/08/15
Test Mode:	802.11g - Ant 1 + 2 (CDD Mode)	Test Channel:	11
Remark:	1. Average measurement was not performed if peak level lower than average limit. 2. Other frequency was 20dB below limit line within 1-18GHz, there is not show in the report.		

Mark	Frequency (MHz)	Reading Level (dBμV)	Factor (dB)	Measure Level (dBμV/m)	Limit (dBμV/m)	Margin (dB)	Detector	Polarization
	7536.5	33.2	12.8	46.0	74.0	-28.0	Peak	Horizontal
	8437.5	33.0	12.4	45.4	74.0	-28.6	Peak	Horizontal
*	9729.5	31.9	14.7	46.6	89.1	-42.5	Peak	Horizontal
*	12951.0	30.1	19.7	49.8	89.1	-39.3	Peak	Horizontal
	7545.0	32.8	12.8	45.6	74.0	-28.4	Peak	Vertical
	9092.0	30.4	14.4	44.8	74.0	-29.2	Peak	Vertical
*	10188.5	32.0	16.2	48.2	89.1	-40.9	Peak	Vertical
*	12968.0	30.8	19.8	50.6	89.1	-38.5	Peak	Vertical

Note 1: "*" is not in restricted band, its limit is 30dBc of the fundamental emission level (119.1dBμV/m) or 15.209 which is higher.

Note 2: Measure Level (dBμV/m) = Reading Level (dBμV) + Factor (dB)

Factor (dB) = Cable Loss (dB) + Antenna Factor (dB/m) - Pre_Amplifier Gain (dB)

Product	AC220 Wi-Fi AP OD directional antenna US	Temperature	26°C
Test Engineer	Kevin Ker	Relative Humidity	56%
Test Site	AC1	Test Date	2017/08/15
Test Mode:	802.11n-HT20 - Ant 1 + 2 (CDD Mode)	Test Channel:	01
Remark:	1. Average measurement was not performed if peak level lower than average limit. 2. Other frequency was 20dB below limit line within 1-18GHz, there is not show in the report.		

Mark	Frequency (MHz)	Reading Level (dBμV)	Factor (dB)	Measure Level (dBμV/m)	Limit (dBμV/m)	Margin (dB)	Detector	Polarization
	7536.5	32.5	12.8	45.3	74.0	-28.7	Peak	Horizontal
	8395.0	32.1	12.2	44.3	74.0	-29.7	Peak	Horizontal
*	9228.0	32.0	14.8	46.8	87.5	-40.7	Peak	Horizontal
*	10137.5	33.0	15.9	48.9	87.5	-38.6	Peak	Horizontal
	7417.5	32.9	12.6	45.5	74.0	-28.5	Peak	Vertical
	9092.0	31.1	14.4	45.5	74.0	-28.5	Peak	Vertical
*	9857.0	31.2	16.2	47.4	87.5	-40.1	Peak	Vertical
*	12874.5	29.7	19.4	49.1	87.5	-38.4	Peak	Vertical

Note 1: "*" is not in restricted band, its limit is 30dBc of the fundamental emission level (117.5dBμV/m) or 15.209 which is higher.

Note 2: Measure Level (dBμV/m) = Reading Level (dBμV) + Factor (dB)

Factor (dB) = Cable Loss (dB) + Antenna Factor (dB/m) - Pre_Amplifier Gain (dB)

Product	AC220 Wi-Fi AP OD directional antenna US	Temperature	26°C
Test Engineer	Kevin Ker	Relative Humidity	56%
Test Site	AC1	Test Date	2017/08/15
Test Mode:	802.11n-HT20 - Ant 1 + 2 (CDD Mode)	Test Channel:	06
Remark:	1. Average measurement was not performed if peak level lower than average limit. 2. Other frequency was 20dB below limit line within 1-18GHz, there is not show in the report.		

Mark	Frequency (MHz)	Reading Level (dBμV)	Factor (dB)	Measure Level (dBμV/m)	Limit (dBμV/m)	Margin (dB)	Detector	Polarization
	7511.0	31.9	12.9	44.8	74.0	-29.2	Peak	Horizontal
	9134.5	30.7	14.6	45.3	74.0	-28.7	Peak	Horizontal
*	10018.5	31.6	15.4	47.0	92.1	-45.1	Peak	Horizontal
*	13010.5	30.6	19.9	50.5	92.1	-41.6	Peak	Horizontal
	7511.0	31.6	12.9	44.5	74.0	-29.5	Peak	Vertical
	8463.0	31.8	12.6	44.4	74.0	-29.6	Peak	Vertical
*	9899.5	30.8	15.4	46.2	92.1	-45.9	Peak	Vertical
*	13070.0	30.6	20.0	50.6	92.1	-41.5	Peak	Vertical

Note 1: "*" is not in restricted band, its limit is 30dBc of the fundamental emission level (122.1dBμV/m) or 15.209 which is higher.

Note 2: Measure Level (dBμV/m) = Reading Level (dBμV) + Factor (dB)

Factor (dB) = Cable Loss (dB) + Antenna Factor (dB/m) - Pre_Amplifier Gain (dB)

Product	AC220 Wi-Fi AP OD directional antenna US	Temperature	26°C
Test Engineer	Kevin Ker	Relative Humidity	56%
Test Site	AC1	Test Date	2017/08/15
Test Mode:	802.11n-HT20 - Ant 1 + 2 (CDD Mode)	Test Channel:	11
Remark:	1. Average measurement was not performed if peak level lower than average limit. 2. Other frequency was 20dB below limit line within 1-18GHz, there is not show in the report.		

Mark	Frequency (MHz)	Reading Level (dBμV)	Factor (dB)	Measure Level (dBμV/m)	Limit (dBμV/m)	Margin (dB)	Detector	Polarization
	7536.5	33.2	12.8	46.0	74.0	-28.0	Peak	Horizontal
	9117.5	31.3	14.5	45.8	74.0	-28.2	Peak	Horizontal
*	10222.5	30.6	16.3	46.9	88.7	-41.8	Peak	Horizontal
*	12730.0	31.5	18.8	50.3	88.7	-38.4	Peak	Horizontal
	7383.5	32.0	12.5	44.5	74.0	-29.5	Peak	Vertical
	8310.0	31.5	11.9	43.4	74.0	-30.6	Peak	Vertical
*	9262.0	30.0	14.8	44.8	88.7	-43.9	Peak	Vertical
*	10214.0	30.3	16.3	46.6	88.7	-42.1	Peak	Vertical

Note 1: "*" is not in restricted band, its limit is 30dBc of the fundamental emission level (118.7dBμV/m) or 15.209 which is higher.

Note 2: Measure Level (dBμV/m) = Reading Level (dBμV) + Factor (dB)

Factor (dB) = Cable Loss (dB) + Antenna Factor (dB/m) - Pre_Amplifier Gain (dB)

Product	AC220 Wi-Fi AP OD directional antenna US	Temperature	26°C
Test Engineer	Kevin Ker	Relative Humidity	56%
Test Site	AC1	Test Date	2017/08/15
Test Mode:	802.11n-HT40 - Ant 1 + 2 (CDD Mode)	Test Channel:	03
Remark:	1. Average measurement was not performed if peak level lower than average limit. 2. Other frequency was 20dB below limit line within 1-18GHz, there is not show in the report.		

Mark	Frequency (MHz)	Reading Level (dBμV)	Factor (dB)	Measure Level (dBμV/m)	Limit (dBμV/m)	Margin (dB)	Detector	Polarization
	7460.0	33.5	12.8	46.3	74.0	-27.7	Peak	Horizontal
	8446.0	33.2	12.5	45.7	74.0	-28.3	Peak	Horizontal
*	9585.0	32.3	14.4	46.7	82.3	-35.6	Peak	Horizontal
*	12730.0	30.8	18.8	49.6	82.3	-32.7	Peak	Horizontal
	7485.5	33.0	12.8	45.8	74.0	-28.2	Peak	Vertical
	8106.0	33.0	12.3	45.3	74.0	-28.7	Peak	Vertical
*	9899.5	31.0	15.4	46.4	82.3	-35.9	Peak	Vertical
*	12917.0	29.2	19.6	48.8	82.3	-33.5	Peak	Vertical

Note 1: "*" is not in restricted band, its limit is 30dBc of the fundamental emission level (112.3dBμV/m) or 15.209 which is higher.

Note 2: Measure Level (dBμV/m) = Reading Level (dBμV) + Factor (dB)

Factor (dB) = Cable Loss (dB) + Antenna Factor (dB/m) - Pre_Amplifier Gain (dB)

Product	AC220 Wi-Fi AP OD directional antenna US	Temperature	26°C
Test Engineer	Kevin Ker	Relative Humidity	56%
Test Site	AC1	Test Date	2017/08/15
Test Mode:	802.11n-HT40 - Ant 1 + 2 (CDD Mode)	Test Channel:	06
Remark:	1. Average measurement was not performed if peak level lower than average limit. 2. Other frequency was 20dB below limit line within 1-18GHz, there is not show in the report.		

Mark	Frequency (MHz)	Reading Level (dBμV)	Factor (dB)	Measure Level (dBμV/m)	Limit (dBμV/m)	Margin (dB)	Detector	Polarization
	7485.5	33.6	12.8	46.4	74.0	-27.6	Peak	Horizontal
	9338.5	32.4	14.6	47.0	74.0	-27.0	Peak	Horizontal
*	10265.0	31.2	16.5	47.7	88.3	-40.6	Peak	Horizontal
*	12934.0	30.6	19.6	50.2	88.3	-38.1	Peak	Horizontal
	7528.0	33.0	12.8	45.8	74.0	-28.2	Peak	Vertical
	9092.0	30.9	14.4	45.3	74.0	-28.7	Peak	Vertical
*	10044.0	30.5	15.5	46.0	88.3	-42.3	Peak	Vertical
*	13078.5	30.5	20.1	50.6	88.3	-37.7	Peak	Vertical

Note 1: "*" is not in restricted band, its limit is 30dBc of the fundamental emission level (118.3dBμV/m) or 15.209 which is higher.

Note 2: Measure Level (dBμV/m) = Reading Level (dBμV) + Factor (dB)

Factor (dB) = Cable Loss (dB) + Antenna Factor (dB/m) - Pre_Amplifier Gain (dB)

Product	AC220 Wi-Fi AP OD directional antenna US	Temperature	26°C
Test Engineer	Kevin Ker	Relative Humidity	56%
Test Site	AC1	Test Date	2017/08/15
Test Mode:	802.11n-HT40 - Ant 1 + 2 (CDD Mode)	Test Channel:	09
Remark:	1. Average measurement was not performed if peak level lower than average limit. 2. Other frequency was 20dB below limit line within 1-18GHz, there is not show in the report.		

Mark	Frequency (MHz)	Reading Level (dBμV)	Factor (dB)	Measure Level (dBμV/m)	Limit (dBμV/m)	Margin (dB)	Detector	Polarization
	7519.5	33.1	12.8	45.9	74.0	-28.1	Peak	Horizontal
	9058.0	31.1	14.3	45.4	74.0	-28.6	Peak	Horizontal
*	10078.0	32.3	15.6	47.9	82.8	-34.9	Peak	Horizontal
*	13002.0	30.9	19.9	50.8	82.8	-32.0	Peak	Horizontal
	7434.5	31.9	12.7	44.6	74.0	-29.4	Peak	Vertical
	8131.5	31.4	12.2	43.6	74.0	-30.4	Peak	Vertical
*	9891.0	31.1	15.5	46.6	82.8	-36.2	Peak	Vertical
*	12951.0	29.6	19.7	49.3	82.8	-33.5	Peak	Vertical

Note 1: "*" is not in restricted band, its limit is 30dBc of the fundamental emission level (112.8dBμV/m) or 15.209 which is higher.

Note 2: Measure Level (dBμV/m) = Reading Level (dBμV) + Factor (dB)

Factor (dB) = Cable Loss (dB) + Antenna Factor (dB/m) - Pre_Amplifier Gain (dB)

Product	AC220 Wi-Fi AP OD directional antenna US	Temperature	26°C
Test Engineer	Kevin Ker	Relative Humidity	56%
Test Site	AC1	Test Date	2017/08/15
Test Mode:	802.11n-HT20 - Ant 1 + 2 (Beam-Forming Mode)	Test Channel:	01
Remark:	1. Average measurement was not performed if peak level lower than average limit. 2. Other frequency was 20dB below limit line within 1-18GHz, there is not show in the report.		

Mark	Frequency (MHz)	Reading Level (dBμV)	Factor (dB)	Measure Level (dBμV/m)	Limit (dBμV/m)	Margin (dB)	Detector	Polarization
*	8854.0	29.4	14.0	43.4	80.9	-37.5	Peak	Horizontal
*	9899.5	29.9	15.4	45.3	80.9	-35.6	Peak	Horizontal
	10868.5	29.5	18.2	47.7	74.0	-26.3	Peak	Horizontal
	11650.5	29.6	19.3	48.9	74.0	-25.1	Peak	Horizontal
*	8633.0	30.5	13.5	44.0	80.9	-36.9	Peak	Vertical
*	9840.0	29.2	16.0	45.2	80.9	-35.7	Peak	Vertical
	10919.5	29.1	18.4	47.5	74.0	-26.5	Peak	Vertical
	11565.5	29.5	19.5	49.0	74.0	-25.0	Peak	Vertical

Note 1: "*" is not in restricted band, its limit is 30dBc of the fundamental emission level (110.9dBμV/m) or 15.209 which is higher.

Note 2: Measure Level (dBμV/m) = Reading Level (dBμV) + Factor (dB)

Factor (dB) = Cable Loss (dB) + Antenna Factor (dB/m) - Pre_Amplifier Gain (dB)

Product	AC220 Wi-Fi AP OD directional antenna US	Temperature	26°C
Test Engineer	Kevin Ker	Relative Humidity	56%
Test Site	AC1	Test Date	2017/08/15
Test Mode:	802.11n-HT20 - Ant 1 + 2 (Beam-Forming Mode)	Test Channel:	06
Remark:	1. Average measurement was not performed if peak level lower than average limit. 2. Other frequency was 20dB below limit line within 1-18GHz, there is not show in the report.		

Mark	Frequency (MHz)	Reading Level (dBμV)	Factor (dB)	Measure Level (dBμV/m)	Limit (dBμV/m)	Margin (dB)	Detector	Polarization
*	8556.5	30.2	13.2	43.4	84.6	-41.2	Peak	Horizontal
*	9644.5	31.0	14.4	45.4	84.6	-39.2	Peak	Horizontal
	11038.5	30.0	18.5	48.5	74.0	-25.5	Peak	Horizontal
	12135.0	29.7	18.9	48.6	74.0	-25.4	Peak	Horizontal
*	8726.5	30.4	13.8	44.2	84.6	-40.4	Peak	Vertical
*	9619.0	30.6	14.4	45.0	84.6	-39.6	Peak	Vertical
	11497.5	29.2	19.3	48.5	74.0	-25.5	Peak	Vertical
	12058.5	29.8	18.8	48.6	74.0	-25.4	Peak	Vertical

Note 1: "*" is not in restricted band, its limit is 30dBc of the fundamental emission level (114.6dBμV/m) or 15.209 which is higher.

Note 2: Measure Level (dBμV/m) = Reading Level (dBμV) + Factor (dB)

Factor (dB) = Cable Loss (dB) + Antenna Factor (dB/m) - Pre_Amplifier Gain (dB)

Product	AC220 Wi-Fi AP OD directional antenna US	Temperature	26°C
Test Engineer	Kevin Ker	Relative Humidity	56%
Test Site	AC1	Test Date	2017/08/15
Test Mode:	802.11n-HT20 - Ant 1 + 2 (Beam-Forming Mode)	Test Channel:	11
Remark:	1. Average measurement was not performed if peak level lower than average limit. 2. Other frequency was 20dB below limit line within 1-18GHz, there is not show in the report.		

Mark	Frequency (MHz)	Reading Level (dBμV)	Factor (dB)	Measure Level (dBμV/m)	Limit (dBμV/m)	Margin (dB)	Detector	Polarization
*	8718.0	29.8	13.8	43.6	79.4	-35.8	Peak	Horizontal
*	9755.0	30.1	14.8	44.9	79.4	-34.5	Peak	Horizontal
	10741.0	30.4	17.6	48.0	74.0	-26.0	Peak	Horizontal
	11616.5	29.3	19.4	48.7	74.0	-25.3	Peak	Horizontal
*	8820.0	29.4	14.0	43.4	79.4	-36.0	Peak	Vertical
*	9695.5	30.2	14.6	44.8	79.4	-34.6	Peak	Vertical
	11081.0	29.8	18.6	48.4	74.0	-25.6	Peak	Vertical
	12050.0	30.7	18.8	49.5	74.0	-24.5	Peak	Vertical

Note 1: "*" is not in restricted band, its limit is 30dBc of the fundamental emission level (109.4dBμV/m) or 15.209 which is higher.

Note 2: Measure Level (dBμV/m) = Reading Level (dBμV) + Factor (dB)

Factor (dB) = Cable Loss (dB) + Antenna Factor (dB/m) - Pre_Amplifier Gain (dB)

Product	AC220 Wi-Fi AP OD directional antenna US	Temperature	26°C
Test Engineer	Kevin Ker	Relative Humidity	56%
Test Site	AC1	Test Date	2017/08/15
Test Mode:	802.11n-HT40 - Ant 1 + 2 (Beam-Forming Mode)	Test Channel:	03
Remark:	1. Average measurement was not performed if peak level lower than average limit. 2. Other frequency was 20dB below limit line within 1-18GHz, there is not show in the report.		

Mark	Frequency (MHz)	Reading Level (dBμV)	Factor (dB)	Measure Level (dBμV/m)	Limit (dBμV/m)	Margin (dB)	Detector	Polarization
*	8820.0	30.1	14.0	44.1	76.6	-32.5	Peak	Horizontal
*	9874.0	29.8	15.8	45.6	76.6	-31.0	Peak	Horizontal
	11047.0	29.6	18.5	48.1	74.0	-25.9	Peak	Horizontal
	11557.0	29.5	19.5	49.0	74.0	-25.0	Peak	Horizontal
*	8624.5	30.5	13.5	44.0	76.6	-32.6	Peak	Vertical
*	9636.0	31.0	14.4	45.4	76.6	-31.2	Peak	Vertical
	10749.5	29.1	17.7	46.8	74.0	-27.2	Peak	Vertical
	11659.0	30.0	19.3	49.3	74.0	-24.7	Peak	Vertical

Note 1: "*" is not in restricted band, its limit is 30dBc of the fundamental emission level (106.6dBμV/m) or 15.209 which is higher.

Note 2: Measure Level (dBμV/m) = Reading Level (dBμV) + Factor (dB)

Factor (dB) = Cable Loss (dB) + Antenna Factor (dB/m) - Pre_Amplifier Gain (dB)

Product	AC220 Wi-Fi AP OD directional antenna US	Temperature	26°C
Test Engineer	Kevin Ker	Relative Humidity	56%
Test Site	AC1	Test Date	2017/08/15
Test Mode:	802.11n-HT40 - Ant 1 + 2 (Beam-Forming Mode)	Test Channel:	06
Remark:	1. Average measurement was not performed if peak level lower than average limit. 2. Other frequency was 20dB below limit line within 1-18GHz, there is not show in the report.		

Mark	Frequency (MHz)	Reading Level (dBμV)	Factor (dB)	Measure Level (dBμV/m)	Limit (dBμV/m)	Margin (dB)	Detector	Polarization
*	8794.5	29.0	13.9	42.9	84.3	-41.4	Peak	Horizontal
*	9636.0	31.3	14.4	45.7	84.3	-38.6	Peak	Horizontal
	11047.0	29.6	18.5	48.1	74.0	-25.9	Peak	Horizontal
	12109.5	29.7	18.9	48.6	74.0	-25.4	Peak	Horizontal
*	8624.5	30.5	13.5	44.0	84.3	-40.3	Peak	Vertical
*	9636.0	31.0	14.4	45.4	84.3	-38.9	Peak	Vertical
	11659.0	30.0	19.3	49.3	74.0	-24.7	Peak	Vertical
	12016.0	29.1	18.7	47.8	74.0	-26.2	Peak	Vertical

Note 1: "*" is not in restricted band, its limit is 30dBc of the fundamental emission level (114.3dBμV/m) or 15.209 which is higher.

Note 2: Measure Level (dBμV/m) = Reading Level (dBμV) + Factor (dB)

Factor (dB) = Cable Loss (dB) + Antenna Factor (dB/m) - Pre_Amplifier Gain (dB)

Product	AC220 Wi-Fi AP OD directional antenna US	Temperature	26°C
Test Engineer	Kevin Ker	Relative Humidity	56%
Test Site	AC1	Test Date	2017/08/15
Test Mode:	802.11n-HT40 - Ant 1 + 2 (Beam-Forming Mode)	Test Channel:	09
Remark:	1. Average measurement was not performed if peak level lower than average limit. 2. Other frequency was 20dB below limit line within 1-18GHz, there is not show in the report.		

Mark	Frequency (MHz)	Reading Level (dBμV)	Factor (dB)	Measure Level (dBμV/m)	Limit (dBμV/m)	Margin (dB)	Detector	Polarization
*	8811.5	28.0	14.0	42.0	79.1	-37.1	Peak	Horizontal
*	9644.5	31.0	14.4	45.4	79.1	-33.7	Peak	Horizontal
	11038.5	30.0	18.5	48.5	74.0	-25.5	Peak	Horizontal
	11659.0	29.2	19.3	48.5	74.0	-25.5	Peak	Horizontal
*	8726.5	30.4	13.8	44.2	79.1	-34.9	Peak	Vertical
*	9619.0	30.6	14.4	45.0	79.1	-34.1	Peak	Vertical
	10647.5	31.0	17.4	48.4	74.0	-25.6	Peak	Vertical
	11497.5	29.2	19.3	48.5	74.0	-25.5	Peak	Vertical

Note 1: "*" is not in restricted band, its limit is 30dBc of the fundamental emission level (109.1dBμV/m) or 15.209 which is higher.

Note 2: Measure Level (dBμV/m) = Reading Level (dBμV) + Factor (dB)

Factor (dB) = Cable Loss (dB) + Antenna Factor (dB/m) - Pre_Amplifier Gain (dB)

Product	AC220 Wi-Fi AP OD external antenna US	Temperature	26°C
Test Engineer	Kevin Ker	Relative Humidity	56%
Test Site	AC1	Test Date	2017/07/25
Test Mode:	802.11b - Ant 1	Test Channel:	01
Remark:	1. Average measurement was not performed if peak level lower than average limit. 2. Other frequency was 20dB below limit line within 1-18GHz, there is not show in the report.		

Mark	Frequency (MHz)	Reading Level (dBμV)	Factor (dB)	Measure Level (dBμV/m)	Limit (dBμV/m)	Margin (dB)	Detector	Polarization
	4842.0	33.7	3.7	37.4	74.0	-36.6	Peak	Horizontal
*	6091.5	33.1	6.4	39.5	85.8	-46.3	Peak	Horizontal
	11242.5	28.3	18.8	47.1	74.0	-26.9	Peak	Horizontal
*	13631.0	28.1	21.8	49.9	85.8	-35.9	Peak	Horizontal
	4791.0	33.1	3.7	36.8	74.0	-37.2	Peak	Vertical
*	6465.5	30.3	8.1	38.4	85.8	-47.4	Peak	Vertical
	11531.5	27.6	19.4	47.0	74.0	-27.0	Peak	Vertical
*	13631.0	28.1	21.8	49.9	85.8	-35.9	Peak	Vertical

Note 1: "*" is not in restricted band, its limit is 30dBc of the fundamental emission level (115.8dBμV/m) or 15.209 which is higher.

Note 2: Measure Level (dBμV/m) = Reading Level (dBμV) + Factor (dB)

Factor (dB) = Cable Loss (dB) + Antenna Factor (dB/m) - Pre_Amplifier Gain (dB)

Product	AC220 Wi-Fi AP OD external antenna US	Temperature	26°C
Test Engineer	Kevin Ker	Relative Humidity	56%
Test Site	AC1	Test Date	2017/07/25
Test Mode:	802.11b - Ant 1	Test Channel:	06
Remark:	1. Average measurement was not performed if peak level lower than average limit. 2. Other frequency was 20dB below limit line within 1-18GHz, there is not show in the report.		

Mark	Frequency (MHz)	Reading Level (dBμV)	Factor (dB)	Measure Level (dBμV/m)	Limit (dBμV/m)	Margin (dB)	Detector	Polarization
	4748.5	33.7	3.7	37.4	74.0	-36.6	Peak	Horizontal
*	6465.5	30.3	8.1	38.4	86.3	-47.9	Peak	Horizontal
	11157.5	28.5	18.7	47.2	74.0	-26.8	Peak	Horizontal
*	13792.5	27.5	22.1	49.6	86.3	-36.7	Peak	Horizontal
	4910.0	33.3	3.7	37.0	74.0	-37.0	Peak	Vertical
*	6882.0	32.1	9.7	41.8	86.3	-44.5	Peak	Vertical
	11591.0	28.6	19.5	48.1	74.0	-25.9	Peak	Vertical
*	13792.5	27.5	22.1	49.6	86.3	-36.7	Peak	Vertical

Note 1: "*" is not in restricted band, its limit is 30dBc of the fundamental emission level (116.3dBμV/m) or 15.209 which is higher.

Note 2: Measure Level (dBμV/m) = Reading Level (dBμV) + Factor (dB)

Factor (dB) = Cable Loss (dB) + Antenna Factor (dB/m) - Pre_Amplifier Gain (dB)

Product	AC220 Wi-Fi AP OD external antenna US	Temperature	26°C
Test Engineer	Kevin Ker	Relative Humidity	56%
Test Site	AC1	Test Date	2017/07/25
Test Mode:	802.11b - Ant 1	Test Channel:	11
Remark:	1. Average measurement was not performed if peak level lower than average limit. 2. Other frequency was 20dB below limit line within 1-18GHz, there is not show in the report.		

Mark	Frequency (MHz)	Reading Level (dBμV)	Factor (dB)	Measure Level (dBμV/m)	Limit (dBμV/m)	Margin (dB)	Detector	Polarization
	4910.0	33.3	3.7	37.0	74.0	-37.0	Peak	Horizontal
*	6916.0	31.0	9.9	40.9	86.8	-45.9	Peak	Horizontal
	11659.0	28.5	19.3	47.8	74.0	-26.2	Peak	Horizontal
*	13750.0	27.8	22.0	49.8	86.8	-37.0	Peak	Horizontal
	4850.5	33.1	3.7	36.8	74.0	-37.2	Peak	Vertical
*	6882.0	30.8	9.7	40.5	86.8	-46.3	Peak	Vertical
	11625.0	28.6	19.4	48.0	74.0	-26.0	Peak	Vertical
*	13750.0	27.8	22.0	49.8	86.8	-37.0	Peak	Vertical

Note 1: "*" is not in restricted band, its limit is 30dBc of the fundamental emission level (116.8dBμV/m) or 15.209 which is higher.

Note 2: Measure Level (dBμV/m) = Reading Level (dBμV) + Factor (dB)

Factor (dB) = Cable Loss (dB) + Antenna Factor (dB/m) - Pre_Amplifier Gain (dB)

Product	AC220 Wi-Fi AP OD external antenna US	Temperature	26°C
Test Engineer	Kevin Ker	Relative Humidity	56%
Test Site	AC1	Test Date	2017/07/25
Test Mode:	802.11g - Ant 1	Test Channel:	01
Remark:	1. Average measurement was not performed if peak level lower than average limit. 2. Other frequency was 20dB below limit line within 1-18GHz, there is not show in the report.		

Mark	Frequency (MHz)	Reading Level (dBμV)	Factor (dB)	Measure Level (dBμV/m)	Limit (dBμV/m)	Margin (dB)	Detector	Polarization
	4944.0	32.6	3.7	36.3	74.0	-37.7	Peak	Horizontal
*	6882.0	30.8	9.7	40.5	87.2	-46.7	Peak	Horizontal
	11642.0	28.7	19.4	48.1	74.0	-25.9	Peak	Horizontal
*	13605.5	27.4	21.8	49.2	87.2	-38.0	Peak	Horizontal
	4859.0	33.6	3.7	37.3	74.0	-36.7	Peak	Vertical
*	6678.0	32.1	8.7	40.8	87.2	-46.4	Peak	Vertical
	11404.0	28.8	19.1	47.9	74.0	-26.1	Peak	Vertical
*	13605.5	27.4	21.8	49.2	87.2	-38.0	Peak	Vertical

Note 1: "*" is not in restricted band, its limit is 30dBc of the fundamental emission level (117.2dBμV/m) or 15.209 which is higher.

Note 2: Measure Level (dBμV/m) = Reading Level (dBμV) + Factor (dB)

Factor (dB) = Cable Loss (dB) + Antenna Factor (dB/m) - Pre_Amplifier Gain (dB)

Product	AC220 Wi-Fi AP OD external antenna US	Temperature	26°C
Test Engineer	Kevin Ker	Relative Humidity	56%
Test Site	AC1	Test Date	2017/07/25
Test Mode:	802.11g - Ant 1	Test Channel:	06
Remark:	1. Average measurement was not performed if peak level lower than average limit. 2. Other frequency was 20dB below limit line within 1-18GHz, there is not show in the report.		

Mark	Frequency (MHz)	Reading Level (dBμV)	Factor (dB)	Measure Level (dBμV/m)	Limit (dBμV/m)	Margin (dB)	Detector	Polarization
	4578.5	34.1	3.0	37.1	74.0	-36.9	Peak	Horizontal
*	6678.0	32.1	8.7	40.8	87.0	-46.2	Peak	Horizontal
	11540.0	28.1	19.4	47.5	74.0	-26.5	Peak	Horizontal
*	13605.5	27.8	21.8	49.6	87.0	-37.4	Peak	Horizontal
	4867.5	33.1	3.7	36.8	74.0	-37.2	Peak	Vertical
*	6890.5	31.8	9.7	41.5	87.0	-45.5	Peak	Vertical
	11038.5	28.3	18.5	46.8	74.0	-27.2	Peak	Vertical
*	13605.5	27.8	21.8	49.6	87.0	-37.4	Peak	Vertical

Note 1: "*" is not in restricted band, its limit is 30dBc of the fundamental emission level (117.0dBμV/m) or 15.209 which is higher.

Note 2: Measure Level (dBμV/m) = Reading Level (dBμV) + Factor (dB)

Factor (dB) = Cable Loss (dB) + Antenna Factor (dB/m) - Pre_Amplifier Gain (dB)

Product	AC220 Wi-Fi AP OD external antenna US	Temperature	26°C
Test Engineer	Kevin Ker	Relative Humidity	56%
Test Site	AC1	Test Date	2017/07/25
Test Mode:	802.11g - Ant 1	Test Channel:	11
Remark:	1. Average measurement was not performed if peak level lower than average limit. 2. Other frequency was 20dB below limit line within 1-18GHz, there is not show in the report.		

Mark	Frequency (MHz)	Reading Level (dBμV)	Factor (dB)	Measure Level (dBμV/m)	Limit (dBμV/m)	Margin (dB)	Detector	Polarization
	4867.5	33.1	3.7	36.8	74.0	-37.2	Peak	Horizontal
*	6797.0	31.9	9.0	40.9	86.9	-46.0	Peak	Horizontal
	11387.0	28.3	19.1	47.4	74.0	-26.6	Peak	Horizontal
*	14005.0	26.1	22.7	48.8	86.9	-38.1	Peak	Horizontal
	4978.0	33.7	3.8	37.5	74.0	-36.5	Peak	Vertical
*	6695.0	32.1	8.7	40.8	86.9	-46.1	Peak	Vertical
	11472.0	28.1	19.3	47.4	74.0	-26.6	Peak	Vertical
*	14005.0	26.1	22.7	48.8	86.9	-38.1	Peak	Vertical

Note 1: "*" is not in restricted band, its limit is 30dBc of the fundamental emission level (116.9dBμV/m) or 15.209 which is higher.

Note 2: Measure Level (dBμV/m) = Reading Level (dBμV) + Factor (dB)

Factor (dB) = Cable Loss (dB) + Antenna Factor (dB/m) - Pre_Amplifier Gain (dB)

Product	AC220 Wi-Fi AP OD external antenna US	Temperature	26°C
Test Engineer	Kevin Ker	Relative Humidity	56%
Test Site	AC1	Test Date	2017/07/25
Test Mode:	802.11n-HT20 - Ant 1	Test Channel:	01
Remark:	1. Average measurement was not performed if peak level lower than average limit. 2. Other frequency was 20dB below limit line within 1-18GHz, there is not show in the report.		

Mark	Frequency (MHz)	Reading Level (dBμV)	Factor (dB)	Measure Level (dBμV/m)	Limit (dBμV/m)	Margin (dB)	Detector	Polarization
	4978.0	33.7	3.8	37.5	74.0	-36.5	Peak	Horizontal
*	6916.0	30.9	9.9	40.8	86.2	-45.4	Peak	Horizontal
	11540.0	28.5	19.4	47.9	74.0	-26.1	Peak	Horizontal
*	14039.0	26.9	22.7	49.6	86.2	-36.6	Peak	Horizontal
	4969.5	33.2	3.7	36.9	74.0	-37.1	Peak	Vertical
*	7111.5	30.1	11.5	41.6	86.2	-44.6	Peak	Vertical
	11429.5	28.0	19.2	47.2	74.0	-26.8	Peak	Vertical
*	14039.0	26.9	22.7	49.6	86.2	-36.6	Peak	Vertical

Note 1: "*" is not in restricted band, its limit is 30dBc of the fundamental emission level (116.2dBμV/m) or 15.209 which is higher.

Note 2: Measure Level (dBμV/m) = Reading Level (dBμV) + Factor (dB)

Factor (dB) = Cable Loss (dB) + Antenna Factor (dB/m) - Pre_Amplifier Gain (dB)

Product	AC220 Wi-Fi AP OD external antenna US	Temperature	26°C
Test Engineer	Kevin Ker	Relative Humidity	56%
Test Site	AC1	Test Date	2017/07/25
Test Mode:	802.11n-HT20 - Ant 1	Test Channel:	06
Remark:	1. Average measurement was not performed if peak level lower than average limit. 2. Other frequency was 20dB below limit line within 1-18GHz, there is not show in the report.		

Mark	Frequency (MHz)	Reading Level (dBμV)	Factor (dB)	Measure Level (dBμV/m)	Limit (dBμV/m)	Margin (dB)	Detector	Polarization
	4969.5	33.2	3.7	36.9	74.0	-37.1	Peak	Horizontal
*	6474.0	33.1	8.2	41.3	86.5	-45.2	Peak	Horizontal
	11540.0	27.9	19.4	47.3	74.0	-26.7	Peak	Horizontal
*	13733.0	27.3	22.0	49.3	86.5	-37.2	Peak	Horizontal
	4850.5	33.4	3.7	37.1	74.0	-36.9	Peak	Vertical
*	6066.0	32.9	6.3	39.2	86.5	-47.3	Peak	Vertical
	11659.0	28.9	19.3	48.2	74.0	-25.8	Peak	Vertical
*	13733.0	27.3	22.0	49.3	86.5	-37.2	Peak	Vertical

Note 1: "*" is not in restricted band, its limit is 30dBc of the fundamental emission level (116.5dBμV/m) or 15.209 which is higher.

Note 2: Measure Level (dBμV/m) = Reading Level (dBμV) + Factor (dB)

Factor (dB) = Cable Loss (dB) + Antenna Factor (dB/m) - Pre_Amplifier Gain (dB)

Product	AC220 Wi-Fi AP OD external antenna US	Temperature	26°C
Test Engineer	Kevin Ker	Relative Humidity	56%
Test Site	AC1	Test Date	2017/07/25
Test Mode:	802.11n-HT20 - Ant 1	Test Channel:	11
Remark:	1. Average measurement was not performed if peak level lower than average limit. 2. Other frequency was 20dB below limit line within 1-18GHz, there is not show in the report.		

Mark	Frequency (MHz)	Reading Level (dBμV)	Factor (dB)	Measure Level (dBμV/m)	Limit (dBμV/m)	Margin (dB)	Detector	Polarization
	4850.5	33.4	3.7	37.1	74.0	-36.9	Peak	Horizontal
*	6916.0	32.0	9.9	41.9	86.9	-45.0	Peak	Horizontal
	11557.0	28.4	19.5	47.9	74.0	-26.1	Peak	Horizontal
*	13852.0	27.9	22.3	50.2	86.9	-36.7	Peak	Horizontal
	4850.5	34.2	3.7	37.9	74.0	-36.1	Peak	Vertical
*	6737.5	32.3	8.8	41.1	86.9	-45.8	Peak	Vertical
	11242.5	28.5	18.8	47.3	74.0	-26.7	Peak	Vertical
*	13852.0	27.9	22.3	50.2	86.9	-36.7	Peak	Vertical

Note 1: "*" is not in restricted band, its limit is 30dBc of the fundamental emission level (116.9dBμV/m) or 15.209 which is higher.

Note 2: Measure Level (dBμV/m) = Reading Level (dBμV) + Factor (dB)

Factor (dB) = Cable Loss (dB) + Antenna Factor (dB/m) - Pre_Amplifier Gain (dB)

Product	AC220 Wi-Fi AP OD external antenna US	Temperature	26°C
Test Engineer	Kevin Ker	Relative Humidity	56%
Test Site	AC1	Test Date	2017/07/25
Test Mode:	802.11n-HT40 - Ant 1	Test Channel:	03
Remark:	1. Average measurement was not performed if peak level lower than average limit. 2. Other frequency was 20dB below limit line within 1-18GHz, there is not show in the report.		

Mark	Frequency (MHz)	Reading Level (dBμV)	Factor (dB)	Measure Level (dBμV/m)	Limit (dBμV/m)	Margin (dB)	Detector	Polarization
	4893.0	33.9	3.7	37.6	74.0	-36.4	Peak	Horizontal
*	6737.5	32.3	8.8	41.1	80.0	-38.9	Peak	Horizontal
	11438.0	27.5	19.2	46.7	74.0	-27.3	Peak	Horizontal
*	14132.5	27.9	23.0	50.9	80.0	-29.1	Peak	Horizontal
	4978.0	34.7	3.8	38.5	74.0	-35.5	Peak	Vertical
*	6542.0	31.9	8.6	40.5	80.0	-39.5	Peak	Vertical
	11455.0	28.0	19.2	47.2	74.0	-26.8	Peak	Vertical
*	14132.5	27.9	23.0	50.9	80.0	-29.1	Peak	Vertical

Note 1: "*" is not in restricted band, its limit is 30dBc of the fundamental emission level (110.0dBμV/m) or 15.209 which is higher.

Note 2: Measure Level (dBμV/m) = Reading Level (dBμV) + Factor (dB)

Factor (dB) = Cable Loss (dB) + Antenna Factor (dB/m) - Pre_Amplifier Gain (dB)

Product	AC220 Wi-Fi AP OD external antenna US	Temperature	26°C
Test Engineer	Kevin Ker	Relative Humidity	56%
Test Site	AC1	Test Date	2017/07/25
Test Mode:	802.11n-HT40 - Ant 1	Test Channel:	06
Remark:	1. Average measurement was not performed if peak level lower than average limit. 2. Other frequency was 20dB below limit line within 1-18GHz, there is not show in the report.		

Mark	Frequency (MHz)	Reading Level (dBμV)	Factor (dB)	Measure Level (dBμV/m)	Limit (dBμV/m)	Margin (dB)	Detector	Polarization
	4978.0	34.7	3.8	38.5	74.0	-35.5	Peak	Horizontal
*	6542.0	31.3	8.6	39.9	83.0	-43.1	Peak	Horizontal
	11276.5	26.7	18.8	45.5	74.0	-28.5	Peak	Horizontal
*	13852.0	28.0	22.3	50.3	83.0	-32.7	Peak	Horizontal
	4876.0	34.9	3.7	38.6	74.0	-35.4	Peak	Vertical
*	6865.0	31.4	9.5	40.9	83.0	-42.1	Peak	Vertical
	11548.5	28.4	19.4	47.8	74.0	-26.2	Peak	Vertical
*	13852.0	28.0	22.3	50.3	83.0	-32.7	Peak	Vertical

Note 1: "*" is not in restricted band, its limit is 30dBc of the fundamental emission level (113.0dBμV/m) or 15.209 which is higher.

Note 2: Measure Level (dBμV/m) = Reading Level (dBμV) + Factor (dB)

Factor (dB) = Cable Loss (dB) + Antenna Factor (dB/m) - Pre_Amplifier Gain (dB)

Product	AC220 Wi-Fi AP OD external antenna US	Temperature	26°C
Test Engineer	Kevin Ker	Relative Humidity	56%
Test Site	AC1	Test Date	2017/07/25
Test Mode:	802.11n-HT40 - Ant 1	Test Channel:	09
Remark:	1. Average measurement was not performed if peak level lower than average limit. 2. Other frequency was 20dB below limit line within 1-18GHz, there is not show in the report.		

Mark	Frequency (MHz)	Reading Level (dBμV)	Factor (dB)	Measure Level (dBμV/m)	Limit (dBμV/m)	Margin (dB)	Detector	Polarization
	4876.0	34.9	3.7	38.6	74.0	-35.4	Peak	Horizontal
*	6720.5	31.8	8.7	40.5	82.8	-42.3	Peak	Horizontal
	11021.5	27.0	18.5	45.5	74.0	-28.5	Peak	Horizontal
*	13792.5	28.7	22.1	50.8	82.8	-32.0	Peak	Horizontal
	4935.5	33.2	3.7	36.9	74.0	-37.1	Peak	Vertical
*	6780.0	31.1	8.9	40.0	82.8	-42.8	Peak	Vertical
	11089.5	28.8	18.6	47.4	74.0	-26.6	Peak	Vertical
*	13792.5	28.7	22.1	50.8	82.8	-32.0	Peak	Vertical

Note 1: "*" is not in restricted band, its limit is 30dBc of the fundamental emission level (112.8dBμV/m) or 15.209 which is higher.

Note 2: Measure Level (dBμV/m) = Reading Level (dBμV) + Factor (dB)

Factor (dB) = Cable Loss (dB) + Antenna Factor (dB/m) - Pre_Amplifier Gain (dB)

Product	AC220 Wi-Fi AP OD external antenna US	Temperature	26°C
Test Engineer	Kevin Ker	Relative Humidity	56%
Test Site	AC1	Test Date	2017/07/25
Test Mode:	802.11b - Ant 2	Test Channel:	01
Remark:	1. Average measurement was not performed if peak level lower than average limit. 2. Other frequency was 20dB below limit line within 1-18GHz, there is not show in the report.		

Mark	Frequency (MHz)	Reading Level (dBμV)	Factor (dB)	Measure Level (dBμV/m)	Limit (dBμV/m)	Margin (dB)	Detector	Polarization
	4935.5	33.2	3.7	36.9	74.0	-37.1	Peak	Horizontal
*	6635.5	31.2	8.7	39.9	81.4	-41.5	Peak	Horizontal
	11404.0	28.5	19.1	47.6	74.0	-26.4	Peak	Horizontal
*	13979.5	26.9	22.6	49.5	81.4	-31.9	Peak	Horizontal
	4612.5	33.1	3.2	36.3	74.0	-37.7	Peak	Vertical
*	6873.5	31.4	9.6	41.0	81.4	-40.4	Peak	Vertical
	11268.0	27.3	18.8	46.1	74.0	-27.9	Peak	Vertical
*	13979.5	26.9	22.6	49.5	81.4	-31.9	Peak	Vertical

Note 1: "*" is not in restricted band, its limit is 30dBc of the fundamental emission level (111.4dBμV/m) or 15.209 which is higher.

Note 2: Measure Level (dBμV/m) = Reading Level (dBμV) + Factor (dB)

Factor (dB) = Cable Loss (dB) + Antenna Factor (dB/m) - Pre_Amplifier Gain (dB)

Product	AC220 Wi-Fi AP OD external antenna US	Temperature	26°C
Test Engineer	Kevin Ker	Relative Humidity	56%
Test Site	AC1	Test Date	2017/07/25
Test Mode:	802.11b - Ant 2	Test Channel:	06
Remark:	1. Average measurement was not performed if peak level lower than average limit. 2. Other frequency was 20dB below limit line within 1-18GHz, there is not show in the report.		

Mark	Frequency (MHz)	Reading Level (dBμV)	Factor (dB)	Measure Level (dBμV/m)	Limit (dBμV/m)	Margin (dB)	Detector	Polarization
	4612.5	33.1	3.2	36.3	74.0	-37.7	Peak	Horizontal
*	6499.5	31.3	8.4	39.7	81.4	-41.7	Peak	Horizontal
	11361.5	28.6	19.0	47.6	74.0	-26.4	Peak	Horizontal
*	13979.5	26.9	22.6	49.5	81.4	-31.9	Peak	Horizontal
	4646.5	32.3	3.4	35.7	74.0	-38.3	Peak	Vertical
*	6516.5	30.6	8.5	39.1	81.4	-42.3	Peak	Vertical
	11395.5	28.6	19.1	47.7	74.0	-26.3	Peak	Vertical
*	13979.5	26.9	22.6	49.5	81.4	-31.9	Peak	Vertical

Note 1: "*" is not in restricted band, its limit is 30dBc of the fundamental emission level (111.4dBμV/m) or 15.209 which is higher.

Note 2: Measure Level (dBμV/m) = Reading Level (dBμV) + Factor (dB)

Factor (dB) = Cable Loss (dB) + Antenna Factor (dB/m) - Pre_Amplifier Gain (dB)

Product	AC220 Wi-Fi AP OD external antenna US	Temperature	26°C
Test Engineer	Kevin Ker	Relative Humidity	56%
Test Site	AC1	Test Date	2017/07/25
Test Mode:	802.11b - Ant 2	Test Channel:	11
Remark:	1. Average measurement was not performed if peak level lower than average limit. 2. Other frequency was 20dB below limit line within 1-18GHz, there is not show in the report.		

Mark	Frequency (MHz)	Reading Level (dBμV)	Factor (dB)	Measure Level (dBμV/m)	Limit (dBμV/m)	Margin (dB)	Detector	Polarization
	4646.5	32.3	3.4	35.7	74.0	-38.3	Peak	Horizontal
*	6644.0	30.6	8.7	39.3	81.3	-42.0	Peak	Horizontal
	11608.0	28.3	19.4	47.7	74.0	-26.3	Peak	Horizontal
*	13639.5	27.7	21.8	49.5	81.3	-31.8	Peak	Horizontal
	4646.5	32.8	3.4	36.2	74.0	-37.8	Peak	Vertical
*	6737.5	31.8	8.8	40.6	81.3	-40.7	Peak	Vertical
	11463.5	29.9	19.3	49.2	74.0	-24.8	Peak	Vertical
*	13639.5	27.7	21.8	49.5	81.3	-31.8	Peak	Vertical

Note 1: "*" is not in restricted band, its limit is 30dBc of the fundamental emission level (111.3dBμV/m) or 15.209 which is higher.

Note 2: Measure Level (dBμV/m) = Reading Level (dBμV) + Factor (dB)

Factor (dB) = Cable Loss (dB) + Antenna Factor (dB/m) - Pre_Amplifier Gain (dB)

Product	AC220 Wi-Fi AP OD external antenna US	Temperature	26°C
Test Engineer	Kevin Ker	Relative Humidity	56%
Test Site	AC1	Test Date	2017/07/25
Test Mode:	802.11g - Ant 2	Test Channel:	01
Remark:	1. Average measurement was not performed if peak level lower than average limit. 2. Other frequency was 20dB below limit line within 1-18GHz, there is not show in the report.		

Mark	Frequency (MHz)	Reading Level (dBμV)	Factor (dB)	Measure Level (dBμV/m)	Limit (dBμV/m)	Margin (dB)	Detector	Polarization
	4646.5	32.8	3.4	36.2	74.0	-37.8	Peak	Horizontal
*	6448.5	31.3	8.0	39.3	83.4	-44.1	Peak	Horizontal
	11200.0	28.1	18.7	46.8	74.0	-27.2	Peak	Horizontal
*	13954.0	26.2	22.5	48.7	83.4	-34.7	Peak	Horizontal
	4799.5	33.9	3.7	37.6	74.0	-36.4	Peak	Vertical
*	6669.5	31.5	8.7	40.2	83.4	-43.2	Peak	Vertical
	11327.5	27.3	18.9	46.2	74.0	-27.8	Peak	Vertical
*	13954.0	26.2	22.5	48.7	83.4	-34.7	Peak	Vertical

Note 1: "*" is not in restricted band, its limit is 30dBc of the fundamental emission level (113.4dBμV/m) or 15.209 which is higher.

Note 2: Measure Level (dBμV/m) = Reading Level (dBμV) + Factor (dB)

Factor (dB) = Cable Loss (dB) + Antenna Factor (dB/m) - Pre_Amplifier Gain (dB)

Product	AC220 Wi-Fi AP OD external antenna US	Temperature	26°C
Test Engineer	Kevin Ker	Relative Humidity	56%
Test Site	AC1	Test Date	2017/07/25
Test Mode:	802.11g - Ant 2	Test Channel:	06
Remark:	1. Average measurement was not performed if peak level lower than average limit. 2. Other frequency was 20dB below limit line within 1-18GHz, there is not show in the report.		

Mark	Frequency (MHz)	Reading Level (dBμV)	Factor (dB)	Measure Level (dBμV/m)	Limit (dBμV/m)	Margin (dB)	Detector	Polarization
	4799.5	33.9	3.7	37.6	74.0	-36.4	Peak	Horizontal
*	6346.5	31.8	7.4	39.2	84.0	-44.8	Peak	Horizontal
	11395.5	28.5	19.1	47.6	74.0	-26.4	Peak	Horizontal
*	13707.5	28.5	22.0	50.5	84.0	-33.5	Peak	Horizontal
	4570.0	33.6	3.0	36.6	74.0	-37.4	Peak	Vertical
*	6916.0	31.2	9.9	41.1	84.0	-42.9	Peak	Vertical
	11319.0	28.3	18.9	47.2	74.0	-26.8	Peak	Vertical
*	13707.5	28.5	22.0	50.5	84.0	-33.5	Peak	Vertical

Note 1: "*" is not in restricted band, its limit is 30dBc of the fundamental emission level (114.0dBμV/m) or 15.209 which is higher.

Note 2: Measure Level (dBμV/m) = Reading Level (dBμV) + Factor (dB)

Factor (dB) = Cable Loss (dB) + Antenna Factor (dB/m) - Pre_Amplifier Gain (dB)

Product	AC220 Wi-Fi AP OD external antenna US	Temperature	26°C
Test Engineer	Kevin Ker	Relative Humidity	56%
Test Site	AC1	Test Date	2017/07/25
Test Mode:	802.11g - Ant 2	Test Channel:	11
Remark:	1. Average measurement was not performed if peak level lower than average limit. 2. Other frequency was 20dB below limit line within 1-18GHz, there is not show in the report.		

Mark	Frequency (MHz)	Reading Level (dBμV)	Factor (dB)	Measure Level (dBμV/m)	Limit (dBμV/m)	Margin (dB)	Detector	Polarization
	4570.0	33.6	3.0	36.6	74.0	-37.4	Peak	Horizontal
*	6516.5	31.5	8.5	40.0	84.4	-44.4	Peak	Horizontal
	11259.5	28.1	18.8	46.9	74.0	-27.1	Peak	Horizontal
*	13741.5	28.3	22.0	50.3	84.4	-34.1	Peak	Horizontal
	4740.0	33.8	3.6	37.4	74.0	-36.6	Peak	Vertical
*	6873.5	31.2	9.6	40.8	84.4	-43.6	Peak	Vertical
	11633.5	29.4	19.4	48.8	74.0	-25.2	Peak	Vertical
*	13741.5	28.3	22.0	50.3	84.4	-34.1	Peak	Vertical

Note 1: "*" is not in restricted band, its limit is 30dBc of the fundamental emission level (114.4dBμV/m) or 15.209 which is higher.

Note 2: Measure Level (dBμV/m) = Reading Level (dBμV) + Factor (dB)

Factor (dB) = Cable Loss (dB) + Antenna Factor (dB/m) - Pre_Amplifier Gain (dB)

Product	AC220 Wi-Fi AP OD external antenna US	Temperature	26°C
Test Engineer	Kevin Ker	Relative Humidity	56%
Test Site	AC1	Test Date	2017/07/25
Test Mode:	802.11n-HT20 - Ant 2	Test Channel:	01
Remark:	1. Average measurement was not performed if peak level lower than average limit. 2. Other frequency was 20dB below limit line within 1-18GHz, there is not show in the report.		

Mark	Frequency (MHz)	Reading Level (dBμV)	Factor (dB)	Measure Level (dBμV/m)	Limit (dBμV/m)	Margin (dB)	Detector	Polarization
	4740.0	33.8	3.6	37.4	74.0	-36.6	Peak	Horizontal
*	6916.0	30.3	9.9	40.2	83.4	-43.2	Peak	Horizontal
	11395.5	28.2	19.1	47.3	74.0	-26.7	Peak	Horizontal
*	13605.5	27.9	21.8	49.7	83.4	-33.7	Peak	Horizontal
	4893.0	33.7	3.7	37.4	74.0	-36.6	Peak	Vertical
*	6533.5	31.6	8.5	40.1	83.4	-43.3	Peak	Vertical
	11140.5	28.4	18.7	47.1	74.0	-26.9	Peak	Vertical
*	13605.5	27.9	21.8	49.7	83.4	-33.7	Peak	Vertical

Note 1: "*" is not in restricted band, its limit is 30dBc of the fundamental emission level (113.4dBμV/m) or 15.209 which is higher.

Note 2: Measure Level (dBμV/m) = Reading Level (dBμV) + Factor (dB)

Factor (dB) = Cable Loss (dB) + Antenna Factor (dB/m) - Pre_Amplifier Gain (dB)

Product	AC220 Wi-Fi AP OD external antenna US	Temperature	26°C
Test Engineer	Kevin Ker	Relative Humidity	56%
Test Site	AC1	Test Date	2017/07/25
Test Mode:	802.11n-HT20 - Ant 2	Test Channel:	06
Remark:	1. Average measurement was not performed if peak level lower than average limit. 2. Other frequency was 20dB below limit line within 1-18GHz, there is not show in the report.		

Mark	Frequency (MHz)	Reading Level (dBμV)	Factor (dB)	Measure Level (dBμV/m)	Limit (dBμV/m)	Margin (dB)	Detector	Polarization
	4893.0	33.7	3.7	37.4	74.0	-36.6	Peak	Horizontal
*	6763.0	29.8	8.9	38.7	84.0	-45.3	Peak	Horizontal
	11633.5	29.0	19.4	48.4	74.0	-25.6	Peak	Horizontal
*	13792.5	28.5	22.1	50.6	84.0	-33.4	Peak	Horizontal
	4731.5	34.2	3.6	37.8	74.0	-36.2	Peak	Vertical
*	6057.5	33.3	6.3	39.6	84.0	-44.4	Peak	Vertical
	11072.5	28.3	18.6	46.9	74.0	-27.1	Peak	Vertical
*	13792.5	28.5	22.1	50.6	84.0	-33.4	Peak	Vertical

Note 1: "*" is not in restricted band, its limit is 30dBc of the fundamental emission level (114.0BμV/m) or 15.209 which is higher.

Note 2: Measure Level (dBμV/m) = Reading Level (dBμV) + Factor (dB)

Factor (dB) = Cable Loss (dB) + Antenna Factor (dB/m) - Pre_Amplifier Gain (dB)

Product	AC220 Wi-Fi AP OD external antenna US	Temperature	26°C
Test Engineer	Kevin Ker	Relative Humidity	56%
Test Site	AC1	Test Date	2017/07/25
Test Mode:	802.11n-HT20 - Ant 2	Test Channel:	11
Remark:	1. Average measurement was not performed if peak level lower than average limit. 2. Other frequency was 20dB below limit line within 1-18GHz, there is not show in the report.		

Mark	Frequency (MHz)	Reading Level (dBμV)	Factor (dB)	Measure Level (dBμV/m)	Limit (dBμV/m)	Margin (dB)	Detector	Polarization
	4731.5	34.2	3.6	37.8	74.0	-36.2	Peak	Horizontal
*	6474.0	32.2	8.2	40.4	84.4	-44.0	Peak	Horizontal
	11276.5	28.0	18.8	46.8	74.0	-27.2	Peak	Horizontal
*	13614.0	27.8	21.8	49.6	84.4	-34.8	Peak	Horizontal
	5080.0	33.3	4.1	37.4	74.0	-36.6	Peak	Vertical
*	6822.5	31.1	9.2	40.3	84.4	-44.1	Peak	Vertical
	11123.5	27.9	18.6	46.5	74.0	-27.5	Peak	Vertical
*	13614.0	27.8	21.8	49.6	84.4	-34.8	Peak	Vertical

Note 1: "*" is not in restricted band, its limit is 30dBc of the fundamental emission level (114.4dBμV/m) or 15.209 which is higher.

Note 2: Measure Level (dBμV/m) = Reading Level (dBμV) + Factor (dB)

Factor (dB) = Cable Loss (dB) + Antenna Factor (dB/m) - Pre_Amplifier Gain (dB)

Product	AC220 Wi-Fi AP OD external antenna US	Temperature	26°C
Test Engineer	Kevin Ker	Relative Humidity	56%
Test Site	AC1	Test Date	2017/07/25
Test Mode:	802.11n-HT40 - Ant 2	Test Channel:	03
Remark:	1. Average measurement was not performed if peak level lower than average limit. 2. Other frequency was 20dB below limit line within 1-18GHz, there is not show in the report.		

Mark	Frequency (MHz)	Reading Level (dBμV)	Factor (dB)	Measure Level (dBμV/m)	Limit (dBμV/m)	Margin (dB)	Detector	Polarization
	5080.0	33.3	4.1	37.4	74.0	-36.6	Peak	Horizontal
*	6924.5	30.9	10.0	40.9	77.7	-36.8	Peak	Horizontal
	11625.0	29.0	19.4	48.4	74.0	-25.6	Peak	Horizontal
*	13741.5	28.0	22.0	50.0	77.7	-27.7	Peak	Horizontal
	5063.0	32.6	4.0	36.6	74.0	-37.4	Peak	Vertical
*	6754.5	30.9	8.8	39.7	77.7	-38.0	Peak	Vertical
	11455.0	29.8	19.2	49.0	74.0	-25.0	Peak	Vertical
*	13741.5	28.0	22.0	50.0	77.7	-27.7	Peak	Vertical

Note 1: "*" is not in restricted band, its limit is 30dBc of the fundamental emission level (107.7dBμV/m) or 15.209 which is higher.

Note 2: Measure Level (dBμV/m) = Reading Level (dBμV) + Factor (dB)

Factor (dB) = Cable Loss (dB) + Antenna Factor (dB/m) - Pre_Amplifier Gain (dB)

Product	AC220 Wi-Fi AP OD external antenna US	Temperature	26°C
Test Engineer	Kevin Ker	Relative Humidity	56%
Test Site	AC1	Test Date	2017/07/25
Test Mode:	802.11n-HT40 - Ant 2	Test Channel:	06
Remark:	1. Average measurement was not performed if peak level lower than average limit. 2. Other frequency was 20dB below limit line within 1-18GHz, there is not show in the report.		

Mark	Frequency (MHz)	Reading Level (dBμV)	Factor (dB)	Measure Level (dBμV/m)	Limit (dBμV/m)	Margin (dB)	Detector	Polarization
	4663.5	32.2	3.4	35.6	74.0	-38.4	Peak	Horizontal
*	6754.5	30.9	8.8	39.7	78.7	-39.0	Peak	Horizontal
	11395.5	28.2	19.1	47.3	74.0	-26.7	Peak	Horizontal
*	13809.5	28.8	22.1	50.9	78.7	-27.8	Peak	Horizontal
	4621.0	33.8	3.3	37.1	74.0	-36.9	Peak	Vertical
*	6882.0	31.5	9.7	41.2	78.7	-37.5	Peak	Vertical
	12016.0	29.3	18.7	48.0	74.0	-26.0	Peak	Vertical
*	13809.5	28.8	22.1	50.9	78.7	-27.8	Peak	Vertical

Note 1: "*" is not in restricted band, its limit is 30dBc of the fundamental emission level (108.7dBμV/m) or 15.209 which is higher.

Note 2: Measure Level (dBμV/m) = Reading Level (dBμV) + Factor (dB)

Factor (dB) = Cable Loss (dB) + Antenna Factor (dB/m) - Pre_Amplifier Gain (dB)

Product	AC220 Wi-Fi AP OD external antenna US	Temperature	26°C
Test Engineer	Kevin Ker	Relative Humidity	56%
Test Site	AC1	Test Date	2017/07/25
Test Mode:	802.11n-HT40 - Ant 2	Test Channel:	09
Remark:	1. Average measurement was not performed if peak level lower than average limit. 2. Other frequency was 20dB below limit line within 1-18GHz, there is not show in the report.		

Mark	Frequency (MHz)	Reading Level (dBμV)	Factor (dB)	Measure Level (dBμV/m)	Limit (dBμV/m)	Margin (dB)	Detector	Polarization
	4995.0	33.9	3.8	37.7	74.0	-36.3	Peak	Horizontal
*	6882.0	31.5	9.7	41.2	79.7	-38.5	Peak	Horizontal
	11557.0	28.9	19.5	48.4	74.0	-25.6	Peak	Horizontal
*	13597.0	28.0	21.8	49.8	79.7	-29.9	Peak	Horizontal
	4884.5	34.1	3.7	37.8	74.0	-36.2	Peak	Vertical
*	6661.0	32.0	8.7	40.7	79.7	-39.0	Peak	Vertical
	11565.5	29.3	19.5	48.8	74.0	-25.2	Peak	Vertical
*	13597.0	28.0	21.8	49.8	79.7	-29.9	Peak	Vertical

Note 1: "*" is not in restricted band, its limit is 30dBc of the fundamental emission level (109.7dBμV/m) or 15.209 which is higher.

Note 2: Measure Level (dBμV/m) = Reading Level (dBμV) + Factor (dB)

Factor (dB) = Cable Loss (dB) + Antenna Factor (dB/m) - Pre_Amplifier Gain (dB)

Product	AC220 Wi-Fi AP OD external antenna US	Temperature	26°C
Test Engineer	Kevin Ker	Relative Humidity	56%
Test Site	AC1	Test Date	2017/07/25
Test Mode:	802.11b - Ant 1 + 2 (CDD Mode)	Test Channel:	01
Remark:	1. Average measurement was not performed if peak level lower than average limit. 2. Other frequency was 20dB below limit line within 1-18GHz, there is not show in the report.		

Mark	Frequency (MHz)	Reading Level (dBμV)	Factor (dB)	Measure Level (dBμV/m)	Limit (dBμV/m)	Margin (dB)	Detector	Polarization
	4884.5	34.1	3.7	37.8	74.0	-36.2	Peak	Horizontal
*	6652.5	31.8	8.7	40.5	80.9	-40.4	Peak	Horizontal
	11633.5	28.5	19.4	47.9	74.0	-26.1	Peak	Horizontal
*	13648.0	28.2	21.8	50.0	80.9	-30.9	Peak	Horizontal
	4876.0	34.1	3.7	37.8	74.0	-36.2	Peak	Vertical
*	6601.5	32.9	8.7	41.6	80.9	-39.3	Peak	Vertical
	10970.5	28.0	18.4	46.4	74.0	-27.6	Peak	Vertical
*	13648.0	28.2	21.8	50.0	80.9	-30.9	Peak	Vertical

Note 1: "*" is not in restricted band, its limit is 30dBc of the fundamental emission level (110.9dBμV/m) or 15.209 which is higher.

Note 2: Measure Level (dBμV/m) = Reading Level (dBμV) + Factor (dB)

Factor (dB) = Cable Loss (dB) + Antenna Factor (dB/m) - Pre_Amplifier Gain (dB)

Product	AC220 Wi-Fi AP OD external antenna US	Temperature	26°C
Test Engineer	Kevin Ker	Relative Humidity	56%
Test Site	AC1	Test Date	2017/07/25
Test Mode:	802.11b - Ant 1 + 2 (CDD Mode)	Test Channel:	06
Remark:	1. Average measurement was not performed if peak level lower than average limit. 2. Other frequency was 20dB below limit line within 1-18GHz, there is not show in the report.		

Mark	Frequency (MHz)	Reading Level (dBμV)	Factor (dB)	Measure Level (dBμV/m)	Limit (dBμV/m)	Margin (dB)	Detector	Polarization
	4876.0	34.1	3.7	37.8	74.0	-36.2	Peak	Horizontal
*	7069.0	31.3	11.2	42.5	80.9	-38.4	Peak	Horizontal
	11735.5	28.7	19.0	47.7	74.0	-26.3	Peak	Horizontal
*	13945.5	26.6	22.5	49.1	80.9	-31.8	Peak	Horizontal
	4697.5	34.1	3.6	37.7	74.0	-36.3	Peak	Vertical
*	6712.0	31.8	8.7	40.5	80.9	-40.4	Peak	Vertical
	11642.0	29.4	19.4	48.8	74.0	-25.2	Peak	Vertical
*	13945.5	26.6	22.5	49.1	80.9	-31.8	Peak	Vertical

Note 1: "*" is not in restricted band, its limit is 30dBc of the fundamental emission level (110.9dBμV/m) or 15.209 which is higher.

Note 2: Measure Level (dBμV/m) = Reading Level (dBμV) + Factor (dB)

Factor (dB) = Cable Loss (dB) + Antenna Factor (dB/m) - Pre_Amplifier Gain (dB)

Product	AC220 Wi-Fi AP OD external antenna US	Temperature	26°C
Test Engineer	Kevin Ker	Relative Humidity	56%
Test Site	AC1	Test Date	2017/07/25
Test Mode:	802.11b - Ant 1 + 2 (CDD Mode)	Test Channel:	11
Remark:	1. Average measurement was not performed if peak level lower than average limit. 2. Other frequency was 20dB below limit line within 1-18GHz, there is not show in the report.		

Mark	Frequency (MHz)	Reading Level (dBμV)	Factor (dB)	Measure Level (dBμV/m)	Limit (dBμV/m)	Margin (dB)	Detector	Polarization
	4842.0	33.7	3.7	37.4	74.0	-36.6	Peak	Horizontal
*	6712.0	31.8	8.7	40.5	80.6	-40.1	Peak	Horizontal
	11650.5	28.6	19.3	47.9	74.0	-26.1	Peak	Horizontal
*	13758.5	28.7	22.0	50.7	80.6	-29.9	Peak	Horizontal
	4876.0	32.7	3.7	36.4	74.0	-37.6	Peak	Vertical
*	6355.0	31.2	7.5	38.7	80.6	-41.9	Peak	Vertical
	11225.5	27.8	18.8	46.6	74.0	-27.4	Peak	Vertical
*	13758.5	28.7	22.0	50.7	80.6	-29.9	Peak	Vertical

Note 1: "*" is not in restricted band, its limit is 30dBc of the fundamental emission level (110.6dBμV/m) or 15.209 which is higher.

Note 2: Measure Level (dBμV/m) = Reading Level (dBμV) + Factor (dB)

Factor (dB) = Cable Loss (dB) + Antenna Factor (dB/m) - Pre_Amplifier Gain (dB)

Product	AC220 Wi-Fi AP OD external antenna US	Temperature	26°C
Test Engineer	Kevin Ker	Relative Humidity	56%
Test Site	AC1	Test Date	2017/07/25
Test Mode:	802.11g - Ant 1 + 2 (CDD Mode)	Test Channel:	01
Remark:	1. Average measurement was not performed if peak level lower than average limit. 2. Other frequency was 20dB below limit line within 1-18GHz, there is not show in the report.		

Mark	Frequency (MHz)	Reading Level (dBμV)	Factor (dB)	Measure Level (dBμV/m)	Limit (dBμV/m)	Margin (dB)	Detector	Polarization
	4876.0	32.7	3.7	36.4	74.0	-37.6	Peak	Horizontal
*	6652.5	32.0	8.7	40.7	84.1	-43.4	Peak	Horizontal
	11183.0	27.1	18.7	45.8	74.0	-28.2	Peak	Horizontal
*	13665.0	27.1	21.9	49.0	84.1	-35.1	Peak	Horizontal
	4969.5	33.6	3.7	37.3	74.0	-36.7	Peak	Vertical
*	6584.5	31.5	8.6	40.1	84.1	-44.0	Peak	Vertical
	11200.0	28.9	18.7	47.6	74.0	-26.4	Peak	Vertical
*	13665.0	27.1	21.9	49.0	84.1	-35.1	Peak	Vertical

Note 1: "*" is not in restricted band, its limit is 30dBc of the fundamental emission level (114.1dBμV/m) or 15.209 which is higher.

Note 2: Measure Level (dBμV/m) = Reading Level (dBμV) + Factor (dB)

Factor (dB) = Cable Loss (dB) + Antenna Factor (dB/m) - Pre_Amplifier Gain (dB)

Product	AC220 Wi-Fi AP OD external antenna US	Temperature	26°C
Test Engineer	Kevin Ker	Relative Humidity	56%
Test Site	AC1	Test Date	2017/07/25
Test Mode:	802.11g - Ant 1 + 2 (CDD Mode)	Test Channel:	06
Remark:	1. Average measurement was not performed if peak level lower than average limit. 2. Other frequency was 20dB below limit line within 1-18GHz, there is not show in the report.		

Mark	Frequency (MHz)	Reading Level (dBμV)	Factor (dB)	Measure Level (dBμV/m)	Limit (dBμV/m)	Margin (dB)	Detector	Polarization
	4969.5	33.6	3.7	37.3	74.0	-36.7	Peak	Horizontal
*	6448.5	32.0	8.0	40.0	83.5	-43.5	Peak	Horizontal
	11412.5	28.4	19.1	47.5	74.0	-26.5	Peak	Horizontal
*	13852.0	28.0	22.3	50.3	83.5	-33.2	Peak	Horizontal
	4697.5	33.0	3.6	36.6	74.0	-37.4	Peak	Vertical
*	6185.0	32.6	6.8	39.4	83.5	-44.1	Peak	Vertical
	10851.5	29.2	18.1	47.3	74.0	-26.7	Peak	Vertical
*	13852.0	28.0	22.3	50.3	83.5	-33.2	Peak	Vertical

Note 1: "*" is not in restricted band, its limit is 30dBc of the fundamental emission level (113.5dBμV/m) or 15.209 which is higher.

Note 2: Measure Level (dBμV/m) = Reading Level (dBμV) + Factor (dB)

Factor (dB) = Cable Loss (dB) + Antenna Factor (dB/m) - Pre_Amplifier Gain (dB)

Product	AC220 Wi-Fi AP OD external antenna US	Temperature	26°C
Test Engineer	Kevin Ker	Relative Humidity	56%
Test Site	AC1	Test Date	2017/07/25
Test Mode:	802.11g - Ant 1 + 2 (CDD Mode)	Test Channel:	11
Remark:	1. Average measurement was not performed if peak level lower than average limit. 2. Other frequency was 20dB below limit line within 1-18GHz, there is not show in the report.		

Mark	Frequency (MHz)	Reading Level (dBμV)	Factor (dB)	Measure Level (dBμV/m)	Limit (dBμV/m)	Margin (dB)	Detector	Polarization
	4697.5	33.0	3.6	36.6	74.0	-37.4	Peak	Horizontal
*	6661.0	31.6	8.7	40.3	82.6	-42.3	Peak	Horizontal
	11659.0	28.7	19.3	48.0	74.0	-26.0	Peak	Horizontal
*	13877.5	27.4	22.3	49.7	82.6	-32.9	Peak	Horizontal
	4604.0	32.7	3.2	35.9	74.0	-38.1	Peak	Vertical
*	6601.5	31.3	8.7	40.0	82.6	-42.6	Peak	Vertical
	11412.5	27.3	19.1	46.4	74.0	-27.6	Peak	Vertical
*	13877.5	27.4	22.3	49.7	82.6	-32.9	Peak	Vertical

Note 1: "*" is not in restricted band, its limit is 30dBc of the fundamental emission level (112.6dBμV/m) or 15.209 which is higher.

Note 2: Measure Level (dBμV/m) = Reading Level (dBμV) + Factor (dB)

Factor (dB) = Cable Loss (dB) + Antenna Factor (dB/m) - Pre_Amplifier Gain (dB)

Product	AC220 Wi-Fi AP OD external antenna US	Temperature	26°C
Test Engineer	Kevin Ker	Relative Humidity	56%
Test Site	AC1	Test Date	2017/07/25
Test Mode:	802.11n-HT20 - Ant 1 + 2 (CDD Mode)	Test Channel:	01
Remark:	1. Average measurement was not performed if peak level lower than average limit. 2. Other frequency was 20dB below limit line within 1-18GHz, there is not show in the report.		

Mark	Frequency (MHz)	Reading Level (dBμV)	Factor (dB)	Measure Level (dBμV/m)	Limit (dBμV/m)	Margin (dB)	Detector	Polarization
	4604.0	32.7	3.2	35.9	74.0	-38.1	Peak	Horizontal
*	6916.0	31.2	9.9	41.1	83.6	-42.5	Peak	Horizontal
	11582.5	28.9	19.5	48.4	74.0	-25.6	Peak	Horizontal
*	13673.5	29.6	21.9	51.5	83.6	-32.1	Peak	Horizontal
	4740.0	33.6	3.6	37.2	74.0	-36.8	Peak	Vertical
*	6916.0	31.3	9.9	41.2	83.6	-42.4	Peak	Vertical
	11472.0	28.2	19.3	47.5	74.0	-26.5	Peak	Vertical
*	13673.5	29.6	21.9	51.5	83.6	-32.1	Peak	Vertical

Note 1: "*" is not in restricted band, its limit is 30dBc of the fundamental emission level (113.6dBμV/m) or 15.209 which is higher.

Note 2: Measure Level (dBμV/m) = Reading Level (dBμV) + Factor (dB)

Factor (dB) = Cable Loss (dB) + Antenna Factor (dB/m) - Pre_Amplifier Gain (dB)

Product	AC220 Wi-Fi AP OD external antenna US	Temperature	26°C
Test Engineer	Kevin Ker	Relative Humidity	56%
Test Site	AC1	Test Date	2017/07/25
Test Mode:	802.11n-HT20 - Ant 1 + 2 (CDD Mode)	Test Channel:	06
Remark:	1. Average measurement was not performed if peak level lower than average limit. 2. Other frequency was 20dB below limit line within 1-18GHz, there is not show in the report.		

Mark	Frequency (MHz)	Reading Level (dBμV)	Factor (dB)	Measure Level (dBμV/m)	Limit (dBμV/m)	Margin (dB)	Detector	Polarization
	4740.0	33.6	3.6	37.2	74.0	-36.8	Peak	Horizontal
*	6601.5	31.2	8.7	39.9	83.6	-43.7	Peak	Horizontal
	11965.0	27.7	18.6	46.3	74.0	-27.7	Peak	Horizontal
*	13758.5	28.4	22.0	50.4	83.6	-33.2	Peak	Horizontal
	4748.5	33.6	3.7	37.3	74.0	-36.7	Peak	Vertical
*	6482.5	31.6	8.3	39.9	83.6	-43.7	Peak	Vertical
	11140.5	29.4	18.7	48.1	74.0	-25.9	Peak	Vertical
*	13758.5	28.4	22.0	50.4	83.6	-33.2	Peak	Vertical

Note 1: "*" is not in restricted band, its limit is 30dBc of the fundamental emission level (113.6dBμV/m) or 15.209 which is higher.

Note 2: Measure Level (dBμV/m) = Reading Level (dBμV) + Factor (dB)

Factor (dB) = Cable Loss (dB) + Antenna Factor (dB/m) - Pre_Amplifier Gain (dB)

Product	AC220 Wi-Fi AP OD external antenna US	Temperature	26°C
Test Engineer	Kevin Ker	Relative Humidity	56%
Test Site	AC1	Test Date	2017/07/25
Test Mode:	802.11n-HT20 - Ant 1 + 2 (CDD Mode)	Test Channel:	11
Remark:	1. Average measurement was not performed if peak level lower than average limit. 2. Other frequency was 20dB below limit line within 1-18GHz, there is not show in the report.		

Mark	Frequency (MHz)	Reading Level (dBμV)	Factor (dB)	Measure Level (dBμV/m)	Limit (dBμV/m)	Margin (dB)	Detector	Polarization
	4748.5	33.6	3.7	37.3	74.0	-36.7	Peak	Horizontal
*	6465.5	31.9	8.1	40.0	83.3	-43.3	Peak	Horizontal
	11625.0	29.2	19.4	48.6	74.0	-25.4	Peak	Horizontal
*	13971.0	28.4	22.6	51.0	83.3	-32.3	Peak	Horizontal
	4952.5	33.6	3.7	37.3	74.0	-36.7	Peak	Vertical
*	6644.0	31.9	8.7	40.6	83.3	-42.7	Peak	Vertical
	11081.0	28.2	18.6	46.8	74.0	-27.2	Peak	Vertical
*	13971.0	28.4	22.6	51.0	83.3	-32.3	Peak	Vertical

Note 1: "*" is not in restricted band, its limit is 30dBc of the fundamental emission level (113.3dBμV/m) or 15.209 which is higher.

Note 2: Measure Level (dBμV/m) = Reading Level (dBμV) + Factor (dB)

Factor (dB) = Cable Loss (dB) + Antenna Factor (dB/m) - Pre_Amplifier Gain (dB)

Product	AC220 Wi-Fi AP OD external antenna US	Temperature	26°C
Test Engineer	Kevin Ker	Relative Humidity	56%
Test Site	AC1	Test Date	2017/07/25
Test Mode:	802.11n-HT40 - Ant 1 + 2 (CDD Mode)	Test Channel:	03
Remark:	1. Average measurement was not performed if peak level lower than average limit. 2. Other frequency was 20dB below limit line within 1-18GHz, there is not show in the report.		

Mark	Frequency (MHz)	Reading Level (dBμV)	Factor (dB)	Measure Level (dBμV/m)	Limit (dBμV/m)	Margin (dB)	Detector	Polarization
	4952.5	33.6	3.7	37.3	74.0	-36.7	Peak	Horizontal
*	6720.5	31.8	8.7	40.5	79.4	-38.9	Peak	Horizontal
	11982.0	28.4	18.7	47.1	74.0	-26.9	Peak	Horizontal
*	13979.5	28.2	22.6	50.8	79.4	-28.6	Peak	Horizontal
	4850.5	32.5	3.7	36.2	74.0	-37.8	Peak	Vertical
*	6644.0	31.2	8.7	39.9	79.4	-39.5	Peak	Vertical
	11183.0	25.9	18.7	44.6	74.0	-29.4	Peak	Vertical
*	13979.5	28.2	22.6	50.8	79.4	-28.6	Peak	Vertical

Note 1: "*" is not in restricted band, its limit is 30dBc of the fundamental emission level (109.4dBμV/m) or 15.209 which is higher.

Note 2: Measure Level (dBμV/m) = Reading Level (dBμV) + Factor (dB)

Factor (dB) = Cable Loss (dB) + Antenna Factor (dB/m) - Pre_Amplifier Gain (dB)

Product	AC220 Wi-Fi AP OD external antenna US	Temperature	26°C
Test Engineer	Kevin Ker	Relative Humidity	56%
Test Site	AC1	Test Date	2017/07/25
Test Mode:	802.11n-HT40 - Ant 1 + 2 (CDD Mode)	Test Channel:	06
Remark:	1. Average measurement was not performed if peak level lower than average limit. 2. Other frequency was 20dB below limit line within 1-18GHz, there is not show in the report.		

Mark	Frequency (MHz)	Reading Level (dBμV)	Factor (dB)	Measure Level (dBμV/m)	Limit (dBμV/m)	Margin (dB)	Detector	Polarization
	4850.5	32.5	3.7	36.2	74.0	-37.8	Peak	Horizontal
*	6644.0	31.6	8.7	40.3	79.4	-39.1	Peak	Horizontal
	10911.0	29.3	18.4	47.7	74.0	-26.3	Peak	Horizontal
*	13656.5	27.5	21.8	49.3	79.4	-30.1	Peak	Horizontal
	4867.5	33.2	3.7	36.9	74.0	-37.1	Peak	Vertical
*	6652.5	33.0	8.7	41.7	79.4	-37.7	Peak	Vertical
	11047.0	29.3	18.5	47.8	74.0	-26.2	Peak	Vertical
*	13656.5	27.5	21.8	49.3	79.4	-30.1	Peak	Vertical

Note 1: "*" is not in restricted band, its limit is 30dBc of the fundamental emission level (109.4dBμV/m) or 15.209 which is higher.

Note 2: Measure Level (dBμV/m) = Reading Level (dBμV) + Factor (dB)

Factor (dB) = Cable Loss (dB) + Antenna Factor (dB/m) - Pre_Amplifier Gain (dB)

Product	AC220 Wi-Fi AP OD external antenna US	Temperature	26°C
Test Engineer	Kevin Ker	Relative Humidity	56%
Test Site	AC1	Test Date	2017/07/25
Test Mode:	802.11n-HT40 - Ant 1 + 2 (CDD Mode)	Test Channel:	09
Remark:	1. Average measurement was not performed if peak level lower than average limit. 2. Other frequency was 20dB below limit line within 1-18GHz, there is not show in the report.		

Mark	Frequency (MHz)	Reading Level (dBμV)	Factor (dB)	Measure Level (dBμV/m)	Limit (dBμV/m)	Margin (dB)	Detector	Polarization
	4867.5	33.2	3.7	36.9	74.0	-37.1	Peak	Horizontal
*	6992.5	31.3	10.5	41.8	78.1	-36.3	Peak	Horizontal
	11531.5	28.4	19.4	47.8	74.0	-26.2	Peak	Horizontal
*	13911.5	27.5	22.4	49.9	78.1	-28.2	Peak	Horizontal
	4952.5	34.2	3.7	37.9	74.0	-36.1	Peak	Vertical
*	6355.0	31.9	7.5	39.4	78.1	-38.7	Peak	Vertical
	11038.5	29.6	18.5	48.1	74.0	-25.9	Peak	Vertical
*	13911.5	27.5	22.4	49.9	78.1	-28.2	Peak	Vertical

Note 1: "*" is not in restricted band, its limit is 30dBc of the fundamental emission level (108.1dBμV/m) or 15.209 which is higher.

Note 2: Measure Level (dBμV/m) = Reading Level (dBμV) + Factor (dB)

Factor (dB) = Cable Loss (dB) + Antenna Factor (dB/m) - Pre_Amplifier Gain (dB)

Product	AC220 Wi-Fi AP OD external antenna US	Temperature	26°C
Test Engineer	Kevin Ker	Relative Humidity	56%
Test Site	AC1	Test Date	2017/07/25
Test Mode:	802.11n-HT20 - Ant 1 + 2 (Beam-Forming Mode)	Test Channel:	01
Remark:	1. Average measurement was not performed if peak level lower than average limit. 2. Other frequency was 20dB below limit line within 1-18GHz, there is not show in the report.		

Mark	Frequency (MHz)	Reading Level (dBμV)	Factor (dB)	Measure Level (dBμV/m)	Limit (dBμV/m)	Margin (dB)	Detector	Polarization
*	5301.0	33.9	3.8	37.7	85.4	-47.7	Peak	Horizontal
*	7995.5	31.0	12.5	43.5	85.4	-41.9	Peak	Horizontal
	11047.0	29.4	18.5	47.9	74.0	-26.1	Peak	Horizontal
	11633.5	29.3	19.4	48.7	74.0	-25.3	Peak	Horizontal
*	5224.5	35.3	3.9	39.2	85.4	-46.2	Peak	Vertical
*	7910.5	30.5	12.4	42.9	85.4	-42.5	Peak	Vertical
	10766.5	31.0	17.7	48.7	74.0	-25.3	Peak	Vertical
	12075.5	29.4	18.9	48.3	74.0	-25.7	Peak	Vertical

Note 1: "*" is not in restricted band, its limit is 30dBc of the fundamental emission level (115.4dBμV/m) or 15.209 which is higher.

Note 2: Measure Level (dBμV/m) = Reading Level (dBμV) + Factor (dB)

Factor (dB) = Cable Loss (dB) + Antenna Factor (dB/m) - Pre_Amplifier Gain (dB)

Product	AC220 Wi-Fi AP OD external antenna US	Temperature	26°C
Test Engineer	Kevin Ker	Relative Humidity	56%
Test Site	AC1	Test Date	2017/07/25
Test Mode:	802.11n-HT20 - Ant 1 + 2 (Beam-Forming Mode)	Test Channel:	06
Remark:	1. Average measurement was not performed if peak level lower than average limit. 2. Other frequency was 20dB below limit line within 1-18GHz, there is not show in the report.		

Mark	Frequency (MHz)	Reading Level (dBμV)	Factor (dB)	Measure Level (dBμV/m)	Limit (dBμV/m)	Margin (dB)	Detector	Polarization
*	5165.0	34.4	4.1	38.5	86.9	-48.4	Peak	Horizontal
*	7978.5	30.2	12.5	42.7	86.9	-44.2	Peak	Horizontal
	11132.0	29.9	18.6	48.5	74.0	-25.5	Peak	Horizontal
	12084.0	30.3	18.9	49.2	74.0	-24.8	Peak	Horizontal
*	5216.0	34.8	4.0	38.8	86.9	-48.1	Peak	Vertical
*	7876.5	30.9	12.4	43.3	86.9	-43.6	Peak	Vertical
	11055.5	29.4	18.5	47.9	74.0	-26.1	Peak	Vertical
	12067.0	29.1	18.8	47.9	74.0	-26.1	Peak	Vertical

Note 1: "*" is not in restricted band, its limit is 30dBc of the fundamental emission level (116.9dBμV/m) or 15.209 which is higher.

Note 2: Measure Level (dBμV/m) = Reading Level (dBμV) + Factor (dB)

Factor (dB) = Cable Loss (dB) + Antenna Factor (dB/m) - Pre_Amplifier Gain (dB)

Product	AC220 Wi-Fi AP OD external antenna US	Temperature	26°C
Test Engineer	Kevin Ker	Relative Humidity	56%
Test Site	AC1	Test Date	2017/07/25
Test Mode:	802.11n-HT20 - Ant 1 + 2 (Beam-Forming Mode)	Test Channel:	11
Remark:	1. Average measurement was not performed if peak level lower than average limit. 2. Other frequency was 20dB below limit line within 1-18GHz, there is not show in the report.		

Mark	Frequency (MHz)	Reading Level (dB μ V)	Factor (dB)	Measure Level (dB μ V/m)	Limit (dB μ V/m)	Margin (dB)	Detector	Polarization
*	5165.0	34.4	4.1	38.5	88.5	-50.0	Peak	Horizontal
*	7919.0	30.1	12.4	42.5	88.5	-46.0	Peak	Horizontal
	9151.5	29.1	14.7	43.8	74.0	-30.2	Peak	Horizontal
	12084.0	30.3	18.9	49.2	74.0	-24.8	Peak	Horizontal
*	5216.0	34.8	4.0	38.8	88.5	-49.7	Peak	Vertical
*	7876.5	30.9	12.4	43.3	88.5	-45.2	Peak	Vertical
	10962.0	29.6	18.4	48.0	74.0	-26.0	Peak	Vertical
	11633.5	29.2	19.4	48.6	74.0	-25.4	Peak	Vertical

Note 1: "*" is not in restricted band, its limit is 30dBc of the fundamental emission level (118.5dB μ V/m) or 15.209 which is higher.

Note 2: Measure Level (dB μ V/m) = Reading Level (dB μ V) + Factor (dB)

Factor (dB) = Cable Loss (dB) + Antenna Factor (dB/m) - Pre_Amplifier Gain (dB)

Product	AC220 Wi-Fi AP OD external antenna US	Temperature	26°C
Test Engineer	Kevin Ker	Relative Humidity	56%
Test Site	AC1	Test Date	2017/07/25
Test Mode:	802.11n-HT40 - Ant 1 + 2 (Beam-Forming Mode)	Test Channel:	03
Remark:	1. Average measurement was not performed if peak level lower than average limit. 2. Other frequency was 20dB below limit line within 1-18GHz, there is not show in the report.		

Mark	Frequency (MHz)	Reading Level (dBμV)	Factor (dB)	Measure Level (dBμV/m)	Limit (dBμV/m)	Margin (dB)	Detector	Polarization
*	5233.0	33.9	3.9	37.8	83.2	-45.4	Peak	Horizontal
*	7885.0	30.6	12.4	43.0	83.2	-40.2	Peak	Horizontal
	10766.5	29.9	17.7	47.6	74.0	-26.4	Peak	Horizontal
	11667.5	29.4	19.3	48.7	74.0	-25.3	Peak	Horizontal
*	5190.5	34.9	4.0	38.9	83.2	-44.3	Peak	Vertical
*	7910.5	29.8	12.4	42.2	83.2	-41.0	Peak	Vertical
	10877.0	29.3	18.2	47.5	74.0	-26.5	Peak	Vertical
	12084.0	30.0	18.9	48.9	74.0	-25.1	Peak	Vertical

Note 1: "*" is not in restricted band, its limit is 30dBc of the fundamental emission level (113.2dBμV/m) or 15.209 which is higher.

Note 2: Measure Level (dBμV/m) = Reading Level (dBμV) + Factor (dB)

Factor (dB) = Cable Loss (dB) + Antenna Factor (dB/m) - Pre_Amplifier Gain (dB)

Product	AC220 Wi-Fi AP OD external antenna US	Temperature	26°C
Test Engineer	Kevin Ker	Relative Humidity	56%
Test Site	AC1	Test Date	2017/07/25
Test Mode:	802.11n-HT40 - Ant 1 + 2 (Beam-Forming Mode)	Test Channel:	06
Remark:	1. Average measurement was not performed if peak level lower than average limit. 2. Other frequency was 20dB below limit line within 1-18GHz, there is not show in the report.		

Mark	Frequency (MHz)	Reading Level (dBμV)	Factor (dB)	Measure Level (dBμV/m)	Limit (dBμV/m)	Margin (dB)	Detector	Polarization
*	5207.5	34.0	4.0	38.0	83.5	-45.5	Peak	Horizontal
*	8021.0	29.5	12.5	42.0	83.5	-41.5	Peak	Horizontal
	11098.0	29.3	18.6	47.9	74.0	-26.1	Peak	Horizontal
	12075.5	29.9	18.9	48.8	74.0	-25.2	Peak	Horizontal
*	5190.5	34.9	4.0	38.9	83.5	-44.6	Peak	Vertical
*	7936.0	30.8	12.4	43.2	83.5	-40.3	Peak	Vertical
	10613.5	30.4	17.3	47.7	74.0	-26.3	Peak	Vertical
	12084.0	30.0	18.9	48.9	74.0	-25.1	Peak	Vertical

Note 1: "*" is not in restricted band, its limit is 30dBc of the fundamental emission level (113.5dBμV/m) or 15.209 which is higher.

Note 2: Measure Level (dBμV/m) = Reading Level (dBμV) + Factor (dB)

Factor (dB) = Cable Loss (dB) + Antenna Factor (dB/m) - Pre_Amplifier Gain (dB)

Product	AC220 Wi-Fi AP OD external antenna US	Temperature	26°C
Test Engineer	Kevin Ker	Relative Humidity	56%
Test Site	AC1	Test Date	2017/07/25
Test Mode:	802.11n-HT40 - Ant 1 + 2 (Beam-Forming Mode)	Test Channel:	09
Remark:	1. Average measurement was not performed if peak level lower than average limit. 2. Other frequency was 20dB below limit line within 1-18GHz, there is not show in the report.		

Mark	Frequency (MHz)	Reading Level (dBμV)	Factor (dB)	Measure Level (dBμV/m)	Limit (dBμV/m)	Margin (dB)	Detector	Polarization
*	5190.5	33.8	4.0	37.8	83.7	-45.9	Peak	Horizontal
*	7953.0	29.8	12.5	42.3	83.7	-41.4	Peak	Horizontal
	11038.5	29.4	18.5	47.9	74.0	-26.1	Peak	Horizontal
	12050.0	29.3	18.8	48.1	74.0	-25.9	Peak	Horizontal
*	5250.0	33.8	3.9	37.7	83.7	-46.0	Peak	Vertical
*	7944.5	30.7	12.5	43.2	83.7	-40.5	Peak	Vertical
	11030.0	30.2	18.5	48.7	74.0	-25.3	Peak	Vertical
	11999.0	29.0	18.7	47.7	74.0	-26.3	Peak	Vertical

Note 1: "*" is not in restricted band, its limit is 30dBc of the fundamental emission level (113.7dBμV/m) or 15.209 which is higher.

Note 2: Measure Level (dBμV/m) = Reading Level (dBμV) + Factor (dB)

Factor (dB) = Cable Loss (dB) + Antenna Factor (dB/m) - Pre_Amplifier Gain (dB)

Product	AC220 Wi-Fi AP OD small omni antenna US	Temperature	26°C
Test Engineer	Kevin Ker	Relative Humidity	56%
Test Site	AC1	Test Date	2017/07/28
Test Mode:	802.11b - Ant 1	Test Channel:	01
Remark:	1. Average measurement was not performed if peak level lower than average limit. 2. Other frequency was 20dB below limit line within 1-18GHz, there is not show in the report.		

Mark	Frequency (MHz)	Reading Level (dBμV)	Factor (dB)	Measure Level (dBμV/m)	Limit (dBμV/m)	Margin (dB)	Detector	Polarization
	7460.0	31.1	12.8	43.9	74.0	-30.1	Peak	Horizontal
	11047.0	30.6	18.5	49.1	74.0	-24.9	Peak	Horizontal
*	14226.0	29.8	23.1	52.9	82.9	-30.0	Peak	Horizontal
*	16410.5	30.4	21.5	51.9	82.9	-31.0	Peak	Horizontal
	8284.5	29.9	11.9	41.8	74.0	-32.2	Peak	Vertical
	11480.5	29.0	19.3	48.3	74.0	-25.7	Peak	Vertical
*	14073.0	29.1	22.8	51.9	82.9	-31.0	Peak	Vertical
*	16529.5	29.7	22.0	51.7	82.9	-31.2	Peak	Vertical

Note 1: "*" is not in restricted band, its limit is 30dBc of the fundamental emission level (112.9dBμV/m) or 15.209 which is higher.

Note 2: Measure Level (dBμV/m) = Reading Level (dBμV) + Factor (dB)

Factor (dB) = Cable Loss (dB) + Antenna Factor (dB/m) - Pre_Amplifier Gain (dB)

Product	AC220 Wi-Fi AP OD small omni antenna US	Temperature	26°C
Test Engineer	Kevin Ker	Relative Humidity	56%
Test Site	AC1	Test Date	2017/07/28
Test Mode:	802.11b - Ant 1	Test Channel:	06
Remark:	1. Average measurement was not performed if peak level lower than average limit. 2. Other frequency was 20dB below limit line within 1-18GHz, there is not show in the report.		

Mark	Frequency (MHz)	Reading Level (dBμV)	Factor (dB)	Measure Level (dBμV/m)	Limit (dBμV/m)	Margin (dB)	Detector	Polarization
	8123.0	31.6	12.2	43.8	74.0	-30.2	Peak	Horizontal
	11200.0	30.0	18.8	48.8	74.0	-25.2	Peak	Horizontal
*	14200.5	29.2	23.1	52.3	82.8	-30.5	Peak	Horizontal
*	16589.0	29.9	22.4	52.3	82.8	-30.5	Peak	Horizontal
	7485.5	30.9	12.8	43.7	74.0	-30.3	Peak	Vertical
	10962.0	30.9	18.4	49.3	74.0	-24.7	Peak	Vertical
*	13716.0	29.6	22.0	51.6	82.8	-31.2	Peak	Vertical
*	16623.0	30.1	22.6	52.7	82.8	-30.1	Peak	Vertical

Note 1: "*" is not in restricted band, its limit is 30dBc of the fundamental emission level (112.8dBμV/m) or 15.209 which is higher.

Note 2: Measure Level (dBμV/m) = Reading Level (dBμV) + Factor (dB)

Factor (dB) = Cable Loss (dB) + Antenna Factor (dB/m) - Pre_Amplifier Gain (dB)

Product	AC220 Wi-Fi AP OD small omni antenna US	Temperature	26°C
Test Engineer	Kevin Ker	Relative Humidity	56%
Test Site	AC1	Test Date	2017/07/28
Test Mode:	802.11b - Ant 1	Test Channel:	11
Remark:	1. Average measurement was not performed if peak level lower than average limit. 2. Other frequency was 20dB below limit line within 1-18GHz, there is not show in the report.		

Mark	Frequency (MHz)	Reading Level (dBμV)	Factor (dB)	Measure Level (dBμV/m)	Limit (dBμV/m)	Margin (dB)	Detector	Polarization
	7536.5	31.5	12.8	44.3	74.0	-29.7	Peak	Horizontal
	10945.0	30.4	18.4	48.8	74.0	-25.2	Peak	Horizontal
*	14081.5	29.5	22.8	52.3	83.3	-31.0	Peak	Horizontal
*	16674.0	30.4	22.9	53.3	83.3	-30.0	Peak	Horizontal
	7477.0	30.8	12.8	43.6	74.0	-30.4	Peak	Vertical
	11557.0	29.3	19.5	48.8	74.0	-25.2	Peak	Vertical
*	13826.5	29.8	22.2	52.0	83.3	-31.3	Peak	Vertical
*	16623.0	30.2	22.6	52.8	83.3	-30.5	Peak	Vertical

Note 1: "*" is not in restricted band, its limit is 30dBc of the fundamental emission level (113.3dBμV/m) or 15.209 which is higher.

Note 2: Measure Level (dBμV/m) = Reading Level (dBμV) + Factor (dB)

Factor (dB) = Cable Loss (dB) + Antenna Factor (dB/m) - Pre_Amplifier Gain (dB)

Product	AC220 Wi-Fi AP OD small omni antenna US	Temperature	26°C
Test Engineer	Kevin Ker	Relative Humidity	56%
Test Site	AC1	Test Date	2017/07/28
Test Mode:	802.11g - Ant 1	Test Channel:	01
Remark:	1. Average measurement was not performed if peak level lower than average limit. 2. Other frequency was 20dB below limit line within 1-18GHz, there is not show in the report.		

Mark	Frequency (MHz)	Reading Level (dBμV)	Factor (dB)	Measure Level (dBμV/m)	Limit (dBμV/m)	Margin (dB)	Detector	Polarization
	7587.5	31.5	12.7	44.2	74.0	-29.8	Peak	Horizontal
	10919.5	30.1	18.4	48.5	74.0	-25.5	Peak	Horizontal
*	13869.0	30.2	22.3	52.5	84.7	-32.2	Peak	Horizontal
*	16512.5	29.8	21.9	51.7	84.7	-33.0	Peak	Horizontal
	7511.0	31.6	12.9	44.5	74.0	-29.5	Peak	Vertical
	10970.5	30.9	18.5	49.4	74.0	-24.6	Peak	Vertical
*	14217.5	29.4	23.1	52.5	84.7	-32.2	Peak	Vertical
*	16614.5	30.2	22.5	52.7	84.7	-32.0	Peak	Vertical

Note 1: "*" is not in restricted band, its limit is 30dBc of the fundamental emission level (114.7dBμV/m) or 15.209 which is higher.

Note 2: Measure Level (dBμV/m) = Reading Level (dBμV) + Factor (dB)

Factor (dB) = Cable Loss (dB) + Antenna Factor (dB/m) - Pre_Amplifier Gain (dB)

Product	AC220 Wi-Fi AP OD small omni antenna US	Temperature	26°C
Test Engineer	Kevin Ker	Relative Humidity	56%
Test Site	AC1	Test Date	2017/07/28
Test Mode:	802.11g - Ant 1	Test Channel:	06
Remark:	1. Average measurement was not performed if peak level lower than average limit. 2. Other frequency was 20dB below limit line within 1-18GHz, there is not show in the report.		

Mark	Frequency (MHz)	Reading Level (dBμV)	Factor (dB)	Measure Level (dBμV/m)	Limit (dBμV/m)	Margin (dB)	Detector	Polarization
	7477.0	31.2	12.8	44.0	74.0	-30.0	Peak	Horizontal
	11616.5	29.8	19.4	49.2	74.0	-24.8	Peak	Horizontal
*	13818.0	29.6	22.2	51.8	86.5	-34.7	Peak	Horizontal
*	16640.0	30.1	22.7	52.8	86.5	-33.7	Peak	Horizontal
	7443.0	32.3	12.7	45.0	74.0	-29.0	Peak	Vertical
	11115.0	30.2	18.6	48.8	74.0	-25.2	Peak	Vertical
*	14217.5	29.2	23.1	52.3	86.5	-34.2	Peak	Vertical
*	16563.5	30.8	22.2	53.0	86.5	-33.5	Peak	Vertical

Note 1: "*" is not in restricted band, its limit is 30dBc of the fundamental emission level (116.5dBμV/m) or 15.209 which is higher.

Note 2: Measure Level (dBμV/m) = Reading Level (dBμV) + Factor (dB)

Factor (dB) = Cable Loss (dB) + Antenna Factor (dB/m) - Pre_Amplifier Gain (dB)

Product	AC220 Wi-Fi AP OD small omni antenna US	Temperature	26°C
Test Engineer	Kevin Ker	Relative Humidity	56%
Test Site	AC1	Test Date	2017/07/28
Test Mode:	802.11g - Ant 1	Test Channel:	11
Remark:	1. Average measurement was not performed if peak level lower than average limit. 2. Other frequency was 20dB below limit line within 1-18GHz, there is not show in the report.		

Mark	Frequency (MHz)	Reading Level (dBμV)	Factor (dB)	Measure Level (dBμV/m)	Limit (dBμV/m)	Margin (dB)	Detector	Polarization
	7519.5	31.4	12.8	44.2	74.0	-29.8	Peak	Horizontal
	11625.0	29.5	19.4	48.9	74.0	-25.1	Peak	Horizontal
*	13758.5	29.9	22.0	51.9	85.1	-33.2	Peak	Horizontal
*	16597.5	29.9	22.4	52.3	85.1	-32.8	Peak	Horizontal
	7664.0	31.8	12.5	44.3	74.0	-29.7	Peak	Vertical
	10996.0	29.5	18.5	48.0	74.0	-26.0	Peak	Vertical
*	14124.0	29.6	23.0	52.6	85.1	-32.5	Peak	Vertical
*	16427.5	30.1	21.6	51.7	85.1	-33.4	Peak	Vertical

Note 1: "*" is not in restricted band, its limit is 30dBc of the fundamental emission level (115.1dBμV/m) or 15.209 which is higher.

Note 2: Measure Level (dBμV/m) = Reading Level (dBμV) + Factor (dB)

Factor (dB) = Cable Loss (dB) + Antenna Factor (dB/m) - Pre_Amplifier Gain (dB)

Product	AC220 Wi-Fi AP OD small omni antenna US	Temperature	26°C
Test Engineer	Kevin Ker	Relative Humidity	56%
Test Site	AC1	Test Date	2017/07/28
Test Mode:	802.11n-HT20 - Ant 1	Test Channel:	01
Remark:	1. Average measurement was not performed if peak level lower than average limit. 2. Other frequency was 20dB below limit line within 1-18GHz, there is not show in the report.		

Mark	Frequency (MHz)	Reading Level (dBμV)	Factor (dB)	Measure Level (dBμV/m)	Limit (dBμV/m)	Margin (dB)	Detector	Polarization
	7485.5	30.9	12.8	43.7	74.0	-30.3	Peak	Horizontal
	10979.0	30.3	18.5	48.8	74.0	-25.2	Peak	Horizontal
*	13750.0	30.2	22.0	52.2	83.4	-31.2	Peak	Horizontal
*	16453.0	30.3	21.6	51.9	83.4	-31.5	Peak	Horizontal
	7494.0	31.4	12.8	44.2	74.0	-29.8	Peak	Vertical
	10928.0	29.9	18.4	48.3	74.0	-25.7	Peak	Vertical
*	13699.0	29.5	22.0	51.5	83.4	-31.9	Peak	Vertical
*	16410.5	30.2	21.5	51.7	83.4	-31.7	Peak	Vertical

Note 1: "*" is not in restricted band, its limit is 30dBc of the fundamental emission level (113.4dBμV/m) or 15.209 which is higher.

Note 2: Measure Level (dBμV/m) = Reading Level (dBμV) + Factor (dB)

Factor (dB) = Cable Loss (dB) + Antenna Factor (dB/m) - Pre_Amplifier Gain (dB)

Product	AC220 Wi-Fi AP OD small omni antenna US	Temperature	26°C
Test Engineer	Kevin Ker	Relative Humidity	56%
Test Site	AC1	Test Date	2017/07/28
Test Mode:	802.11n-HT20 - Ant 1	Test Channel:	06
Remark:	1. Average measurement was not performed if peak level lower than average limit. 2. Other frequency was 20dB below limit line within 1-18GHz, there is not show in the report.		

Mark	Frequency (MHz)	Reading Level (dBμV)	Factor (dB)	Measure Level (dBμV/m)	Limit (dBμV/m)	Margin (dB)	Detector	Polarization
	7562.0	31.1	12.8	43.9	74.0	-30.1	Peak	Horizontal
	10911.0	29.6	18.4	48.0	74.0	-26.0	Peak	Horizontal
*	14073.0	28.9	22.8	51.7	84.3	-32.6	Peak	Horizontal
*	16300.0	30.3	21.1	51.4	84.3	-32.9	Peak	Horizontal
	7681.0	30.6	12.5	43.1	74.0	-30.9	Peak	Vertical
	11514.5	30.0	19.4	49.4	74.0	-24.6	Peak	Vertical
*	13605.5	29.1	21.8	50.9	84.3	-33.4	Peak	Vertical
*	16427.5	29.3	21.6	50.9	84.3	-33.4	Peak	Vertical

Note 1: "*" is not in restricted band, its limit is 30dBc of the fundamental emission level (114.3BμV/m) or 15.209 which is higher.

Note 2: Measure Level (dBμV/m) = Reading Level (dBμV) + Factor (dB)

Factor (dB) = Cable Loss (dB) + Antenna Factor (dB/m) - Pre_Amplifier Gain (dB)

Product	AC220 Wi-Fi AP OD small omni antenna US	Temperature	26°C
Test Engineer	Kevin Ker	Relative Humidity	56%
Test Site	AC1	Test Date	2017/07/28
Test Mode:	802.11n-HT20 - Ant 1	Test Channel:	11
Remark:	1. Average measurement was not performed if peak level lower than average limit. 2. Other frequency was 20dB below limit line within 1-18GHz, there is not show in the report.		

Mark	Frequency (MHz)	Reading Level (dBμV)	Factor (dB)	Measure Level (dBμV/m)	Limit (dBμV/m)	Margin (dB)	Detector	Polarization
	7570.5	30.9	12.8	43.7	74.0	-30.3	Peak	Horizontal
	11514.5	29.6	19.4	49.0	74.0	-25.0	Peak	Horizontal
*	13546.0	29.0	21.9	50.9	84.1	-33.2	Peak	Horizontal
*	16623.0	30.3	22.6	52.9	84.1	-31.2	Peak	Horizontal
	7477.0	32.5	12.8	45.3	74.0	-28.7	Peak	Vertical
	11506.0	29.0	19.4	48.4	74.0	-25.6	Peak	Vertical
*	13656.5	29.4	21.8	51.2	84.1	-32.9	Peak	Vertical
*	16589.0	30.0	22.4	52.4	84.1	-31.7	Peak	Vertical

Note 1: "*" is not in restricted band, its limit is 30dBc of the fundamental emission level (114.1dBμV/m) or 15.209 which is higher.

Note 2: Measure Level (dBμV/m) = Reading Level (dBμV) + Factor (dB)

Factor (dB) = Cable Loss (dB) + Antenna Factor (dB/m) - Pre_Amplifier Gain (dB)

Product	AC220 Wi-Fi AP OD small omni antenna US	Temperature	26°C
Test Engineer	Kevin Ker	Relative Humidity	56%
Test Site	AC1	Test Date	2017/07/28
Test Mode:	802.11n-HT40 - Ant 1	Test Channel:	03
Remark:	1. Average measurement was not performed if peak level lower than average limit. 2. Other frequency was 20dB below limit line within 1-18GHz, there is not show in the report.		

Mark	Frequency (MHz)	Reading Level (dBμV)	Factor (dB)	Measure Level (dBμV/m)	Limit (dBμV/m)	Margin (dB)	Detector	Polarization
	7460.0	30.9	12.8	43.7	74.0	-30.3	Peak	Horizontal
	11412.5	29.8	19.1	48.9	74.0	-25.1	Peak	Horizontal
*	13716.0	29.2	22.0	51.2	78.5	-27.3	Peak	Horizontal
*	16368.0	30.0	21.4	51.4	78.5	-27.1	Peak	Horizontal
	7587.5	31.4	12.7	44.1	74.0	-29.9	Peak	Vertical
	11616.5	29.3	19.4	48.7	74.0	-25.3	Peak	Vertical
*	13869.0	29.7	22.3	52.0	78.5	-26.5	Peak	Vertical
*	16631.5	30.4	22.6	53.0	78.5	-25.5	Peak	Vertical

Note 1: "*" is not in restricted band, its limit is 30dBc of the fundamental emission level (108.5dBμV/m) or 15.209 which is higher.

Note 2: Measure Level (dBμV/m) = Reading Level (dBμV) + Factor (dB)

Factor (dB) = Cable Loss (dB) + Antenna Factor (dB/m) - Pre_Amplifier Gain (dB)

Product	AC220 Wi-Fi AP OD small omni antenna US	Temperature	26°C
Test Engineer	Kevin Ker	Relative Humidity	56%
Test Site	AC1	Test Date	2017/07/28
Test Mode:	802.11n-HT40 - Ant 1	Test Channel:	06
Remark:	1. Average measurement was not performed if peak level lower than average limit. 2. Other frequency was 20dB below limit line within 1-18GHz, there is not show in the report.		

Mark	Frequency (MHz)	Reading Level (dBμV)	Factor (dB)	Measure Level (dBμV/m)	Limit (dBμV/m)	Margin (dB)	Detector	Polarization
	7519.5	30.1	12.8	42.9	74.0	-31.1	Peak	Horizontal
	11582.5	28.9	19.5	48.4	74.0	-25.6	Peak	Horizontal
*	13988.0	28.9	22.7	51.6	82.1	-30.5	Peak	Horizontal
*	16682.5	29.6	22.9	52.5	82.1	-29.6	Peak	Horizontal
	7485.5	31.0	12.8	43.8	74.0	-30.2	Peak	Vertical
	11582.5	29.2	19.5	48.7	74.0	-25.3	Peak	Vertical
*	14073.0	28.7	22.8	51.5	82.1	-30.6	Peak	Vertical
*	16665.5	31.3	22.8	54.1	82.1	-28.0	Peak	Vertical

Note 1: "*" is not in restricted band, its limit is 30dBc of the fundamental emission level (112.1dBμV/m) or 15.209 which is higher.

Note 2: Measure Level (dBμV/m) = Reading Level (dBμV) + Factor (dB)

Factor (dB) = Cable Loss (dB) + Antenna Factor (dB/m) - Pre_Amplifier Gain (dB)

Product	AC220 Wi-Fi AP OD small omni antenna US	Temperature	26°C
Test Engineer	Kevin Ker	Relative Humidity	56%
Test Site	AC1	Test Date	2017/07/28
Test Mode:	802.11n-HT40 - Ant 1	Test Channel:	09
Remark:	1. Average measurement was not performed if peak level lower than average limit. 2. Other frequency was 20dB below limit line within 1-18GHz, there is not show in the report.		

Mark	Frequency (MHz)	Reading Level (dBμV)	Factor (dB)	Measure Level (dBμV/m)	Limit (dBμV/m)	Margin (dB)	Detector	Polarization
	7562.0	30.9	12.8	43.7	74.0	-30.3	Peak	Horizontal
	10868.5	30.5	18.2	48.7	74.0	-25.3	Peak	Horizontal
*	13716.0	29.6	22.0	51.6	79.7	-28.1	Peak	Horizontal
*	16614.5	29.3	22.5	51.8	79.7	-27.9	Peak	Horizontal
	7689.5	30.8	12.4	43.2	74.0	-30.8	Peak	Vertical
	11523.0	29.0	19.4	48.4	74.0	-25.6	Peak	Vertical
*	14141.0	28.6	23.0	51.6	79.7	-28.1	Peak	Vertical
*	16699.5	30.4	23.0	53.4	79.7	-26.3	Peak	Vertical

Note 1: "*" is not in restricted band, its limit is 30dBc of the fundamental emission level (109.7dBμV/m) or 15.209 which is higher.

Note 2: Measure Level (dBμV/m) = Reading Level (dBμV) + Factor (dB)

Factor (dB) = Cable Loss (dB) + Antenna Factor (dB/m) - Pre_Amplifier Gain (dB)

Product	AC220 Wi-Fi AP OD small omni antenna US	Temperature	26°C
Test Engineer	Kevin Ker	Relative Humidity	56%
Test Site	AC1	Test Date	2017/07/28
Test Mode:	802.11b - Ant 2	Test Channel:	01
Remark:	1. Average measurement was not performed if peak level lower than average limit. 2. Other frequency was 20dB below limit line within 1-18GHz, there is not show in the report.		

Mark	Frequency (MHz)	Reading Level (dBμV)	Factor (dB)	Measure Level (dBμV/m)	Limit (dBμV/m)	Margin (dB)	Detector	Polarization
	7358.0	30.5	12.4	42.9	74.0	-31.1	Peak	Horizontal
	11608.0	29.2	19.4	48.6	74.0	-25.4	Peak	Horizontal
*	13775.5	29.8	22.1	51.9	83.4	-31.5	Peak	Horizontal
*	16606.0	29.6	22.5	52.1	83.4	-31.3	Peak	Horizontal
	7341.0	31.4	12.4	43.8	74.0	-30.2	Peak	Vertical
	11004.5	29.8	18.5	48.3	74.0	-25.7	Peak	Vertical
*	13801.0	28.8	22.1	50.9	83.4	-32.5	Peak	Vertical
*	16631.5	30.3	22.6	52.9	83.4	-30.5	Peak	Vertical

Note 1: "*" is not in restricted band, its limit is 30dBc of the fundamental emission level (113.4dBμV/m) or 15.209 which is higher.

Note 2: Measure Level (dBμV/m) = Reading Level (dBμV) + Factor (dB)

Factor (dB) = Cable Loss (dB) + Antenna Factor (dB/m) - Pre_Amplifier Gain (dB)

Product	AC220 Wi-Fi AP OD small omni antenna US	Temperature	26°C
Test Engineer	Kevin Ker	Relative Humidity	56%
Test Site	AC1	Test Date	2017/07/28
Test Mode:	802.11b - Ant 2	Test Channel:	06
Remark:	1. Average measurement was not performed if peak level lower than average limit. 2. Other frequency was 20dB below limit line within 1-18GHz, there is not show in the report.		

Mark	Frequency (MHz)	Reading Level (dBμV)	Factor (dB)	Measure Level (dBμV/m)	Limit (dBμV/m)	Margin (dB)	Detector	Polarization
	7638.5	30.8	12.6	43.4	74.0	-30.6	Peak	Horizontal
	11480.5	29.0	19.3	48.3	74.0	-25.7	Peak	Horizontal
*	13801.0	29.1	22.1	51.2	83.3	-32.1	Peak	Horizontal
*	16589.0	29.7	22.4	52.1	83.3	-31.2	Peak	Horizontal
	7621.5	30.3	12.6	42.9	74.0	-31.1	Peak	Vertical
	11642.0	28.7	19.4	48.1	74.0	-25.9	Peak	Vertical
*	14217.5	28.6	23.1	51.7	83.3	-31.6	Peak	Vertical
*	16716.5	29.8	23.1	52.9	83.3	-30.4	Peak	Vertical

Note 1: "*" is not in restricted band, its limit is 30dBc of the fundamental emission level (113.3dBμV/m) or 15.209 which is higher.

Note 2: Measure Level (dBμV/m) = Reading Level (dBμV) + Factor (dB)

Factor (dB) = Cable Loss (dB) + Antenna Factor (dB/m) - Pre_Amplifier Gain (dB)

Product	AC220 Wi-Fi AP OD small omni antenna US	Temperature	26°C
Test Engineer	Kevin Ker	Relative Humidity	56%
Test Site	AC1	Test Date	2017/07/28
Test Mode:	802.11b - Ant 2	Test Channel:	11
Remark:	1. Average measurement was not performed if peak level lower than average limit. 2. Other frequency was 20dB below limit line within 1-18GHz, there is not show in the report.		

Mark	Frequency (MHz)	Reading Level (dBμV)	Factor (dB)	Measure Level (dBμV/m)	Limit (dBμV/m)	Margin (dB)	Detector	Polarization
	7417.5	30.6	12.6	43.2	74.0	-30.8	Peak	Horizontal
	11659.0	29.4	19.3	48.7	74.0	-25.3	Peak	Horizontal
*	14030.5	29.4	22.7	52.1	83.3	-31.2	Peak	Horizontal
*	16742.0	29.8	23.3	53.1	83.3	-30.2	Peak	Horizontal
	7579.0	30.8	12.7	43.5	74.0	-30.5	Peak	Vertical
	11523.0	29.6	19.4	49.0	74.0	-25.0	Peak	Vertical
*	13826.5	29.0	22.2	51.2	83.3	-32.1	Peak	Vertical
*	16640.0	30.0	22.7	52.7	83.3	-30.6	Peak	Vertical

Note 1: "*" is not in restricted band, its limit is 30dBc of the fundamental emission level (113.3dBμV/m) or 15.209 which is higher.

Note 2: Measure Level (dBμV/m) = Reading Level (dBμV) + Factor (dB)

Factor (dB) = Cable Loss (dB) + Antenna Factor (dB/m) - Pre_Amplifier Gain (dB)

Product	AC220 Wi-Fi AP OD small omni antenna US	Temperature	26°C
Test Engineer	Kevin Ker	Relative Humidity	56%
Test Site	AC1	Test Date	2017/07/28
Test Mode:	802.11g - Ant 2	Test Channel:	01
Remark:	1. Average measurement was not performed if peak level lower than average limit. 2. Other frequency was 20dB below limit line within 1-18GHz, there is not show in the report.		

Mark	Frequency (MHz)	Reading Level (dBμV)	Factor (dB)	Measure Level (dBμV/m)	Limit (dBμV/m)	Margin (dB)	Detector	Polarization
	7647.0	30.8	12.5	43.3	74.0	-30.7	Peak	Horizontal
	11523.0	30.1	19.4	49.5	74.0	-24.5	Peak	Horizontal
*	14115.5	29.0	22.9	51.9	84.7	-32.8	Peak	Horizontal
*	16504.0	29.8	21.9	51.7	84.7	-33.0	Peak	Horizontal
	7324.0	30.6	12.4	43.0	74.0	-31.0	Peak	Vertical
	11616.5	29.0	19.4	48.4	74.0	-25.6	Peak	Vertical
*	14090.0	29.3	22.8	52.1	84.7	-32.6	Peak	Vertical
*	16648.5	30.0	22.8	52.8	84.7	-31.9	Peak	Vertical

Note 1: "*" is not in restricted band, its limit is 30dBc of the fundamental emission level (114.7dBμV/m) or 15.209 which is higher.

Note 2: Measure Level (dBμV/m) = Reading Level (dBμV) + Factor (dB)

Factor (dB) = Cable Loss (dB) + Antenna Factor (dB/m) - Pre_Amplifier Gain (dB)

Product	AC220 Wi-Fi AP OD small omni antenna US	Temperature	26°C
Test Engineer	Kevin Ker	Relative Humidity	56%
Test Site	AC1	Test Date	2017/07/28
Test Mode:	802.11g - Ant 2	Test Channel:	06
Remark:	1. Average measurement was not performed if peak level lower than average limit. 2. Other frequency was 20dB below limit line within 1-18GHz, there is not show in the report.		

Mark	Frequency (MHz)	Reading Level (dBμV)	Factor (dB)	Measure Level (dBμV/m)	Limit (dBμV/m)	Margin (dB)	Detector	Polarization
	7562.0	31.4	12.8	44.2	74.0	-29.8	Peak	Horizontal
	11548.5	29.4	19.5	48.9	74.0	-25.1	Peak	Horizontal
*	13784.0	29.9	22.1	52.0	86.6	-34.6	Peak	Horizontal
*	16470.0	30.3	21.7	52.0	86.6	-34.6	Peak	Horizontal
	7511.0	30.9	12.9	43.8	74.0	-30.2	Peak	Vertical
	11557.0	28.6	19.5	48.1	74.0	-25.9	Peak	Vertical
*	14268.5	28.5	23.1	51.6	86.6	-35.0	Peak	Vertical
*	16614.5	30.6	22.5	53.1	86.6	-33.5	Peak	Vertical

Note 1: "*" is not in restricted band, its limit is 30dBc of the fundamental emission level (116.6dBμV/m) or 15.209 which is higher.

Note 2: Measure Level (dBμV/m) = Reading Level (dBμV) + Factor (dB)

Factor (dB) = Cable Loss (dB) + Antenna Factor (dB/m) - Pre_Amplifier Gain (dB)

Product	AC220 Wi-Fi AP OD small omni antenna US	Temperature	26°C
Test Engineer	Kevin Ker	Relative Humidity	56%
Test Site	AC1	Test Date	2017/07/28
Test Mode:	802.11g - Ant 2	Test Channel:	11
Remark:	1. Average measurement was not performed if peak level lower than average limit. 2. Other frequency was 20dB below limit line within 1-18GHz, there is not show in the report.		

Mark	Frequency (MHz)	Reading Level (dBμV)	Factor (dB)	Measure Level (dBμV/m)	Limit (dBμV/m)	Margin (dB)	Detector	Polarization
	7528.0	31.5	12.8	44.3	74.0	-29.7	Peak	Horizontal
	11149.0	29.7	18.7	48.4	74.0	-25.6	Peak	Horizontal
*	13801.0	29.0	22.1	51.1	85.8	-34.7	Peak	Horizontal
*	16597.5	30.0	22.4	52.4	85.8	-33.4	Peak	Horizontal
	7528.0	31.5	12.8	44.3	74.0	-29.7	Peak	Vertical
	11531.5	29.3	19.4	48.7	74.0	-25.3	Peak	Vertical
*	13852.0	29.6	22.3	51.9	85.8	-33.9	Peak	Vertical
*	16563.5	29.8	22.2	52.0	85.8	-33.8	Peak	Vertical

Note 1: "*" is not in restricted band, its limit is 30dBc of the fundamental emission level (115.8dBμV/m) or 15.209 which is higher.

Note 2: Measure Level (dBμV/m) = Reading Level (dBμV) + Factor (dB)

Factor (dB) = Cable Loss (dB) + Antenna Factor (dB/m) - Pre_Amplifier Gain (dB)

Product	AC220 Wi-Fi AP OD small omni antenna US	Temperature	26°C
Test Engineer	Kevin Ker	Relative Humidity	56%
Test Site	AC1	Test Date	2017/07/28
Test Mode:	802.11n-HT20 - Ant 2	Test Channel:	01
Remark:	1. Average measurement was not performed if peak level lower than average limit. 2. Other frequency was 20dB below limit line within 1-18GHz, there is not show in the report.		

Mark	Frequency (MHz)	Reading Level (dBμV)	Factor (dB)	Measure Level (dBμV/m)	Limit (dBμV/m)	Margin (dB)	Detector	Polarization
	7494.0	32.0	12.8	44.8	74.0	-29.2	Peak	Horizontal
	11506.0	30.6	19.4	50.0	74.0	-24.0	Peak	Horizontal
*	13775.5	30.7	22.1	52.8	83.8	-31.0	Peak	Horizontal
*	16580.5	30.7	22.3	53.0	83.8	-30.8	Peak	Horizontal
	7494.0	30.4	12.8	43.2	74.0	-30.8	Peak	Vertical
	11497.5	28.4	19.4	47.8	74.0	-26.2	Peak	Vertical
*	13775.5	29.0	22.1	51.1	83.8	-32.7	Peak	Vertical
*	16665.5	29.9	22.8	52.7	83.8	-31.1	Peak	Vertical

Note 1: "*" is not in restricted band, its limit is 30dBc of the fundamental emission level (113.8dBμV/m) or 15.209 which is higher.

Note 2: Measure Level (dBμV/m) = Reading Level (dBμV) + Factor (dB)

Factor (dB) = Cable Loss (dB) + Antenna Factor (dB/m) - Pre_Amplifier Gain (dB)

Product	AC220 Wi-Fi AP OD small omni antenna US	Temperature	26°C
Test Engineer	Kevin Ker	Relative Humidity	56%
Test Site	AC1	Test Date	2017/07/28
Test Mode:	802.11n-HT20 - Ant 2	Test Channel:	06
Remark:	1. Average measurement was not performed if peak level lower than average limit. 2. Other frequency was 20dB below limit line within 1-18GHz, there is not show in the report.		

Mark	Frequency (MHz)	Reading Level (dBμV)	Factor (dB)	Measure Level (dBμV/m)	Limit (dBμV/m)	Margin (dB)	Detector	Polarization
	7528.0	30.5	12.8	43.3	74.0	-30.7	Peak	Horizontal
	11540.0	29.0	19.4	48.4	74.0	-25.6	Peak	Horizontal
*	14081.5	28.3	22.8	51.1	85.7	-34.6	Peak	Horizontal
*	16631.5	30.0	22.6	52.6	85.7	-33.1	Peak	Horizontal
	7553.5	30.0	12.8	42.8	74.0	-31.2	Peak	Vertical
	11463.5	29.3	19.3	48.6	74.0	-25.4	Peak	Vertical
*	13877.5	28.5	22.3	50.8	85.7	-34.9	Peak	Vertical
*	16648.5	29.7	22.8	52.5	85.7	-33.2	Peak	Vertical

Note 1: "*" is not in restricted band, its limit is 30dBc of the fundamental emission level (115.7dBμV/m) or 15.209 which is higher.

Note 2: Measure Level (dBμV/m) = Reading Level (dBμV) + Factor (dB)

Factor (dB) = Cable Loss (dB) + Antenna Factor (dB/m) - Pre_Amplifier Gain (dB)

Product	AC220 Wi-Fi AP OD small omni antenna US	Temperature	26°C
Test Engineer	Kevin Ker	Relative Humidity	56%
Test Site	AC1	Test Date	2017/07/28
Test Mode:	802.11n-HT20 - Ant 2	Test Channel:	11
Remark:	1. Average measurement was not performed if peak level lower than average limit. 2. Other frequency was 20dB below limit line within 1-18GHz, there is not show in the report.		

Mark	Frequency (MHz)	Reading Level (dBμV)	Factor (dB)	Measure Level (dBμV/m)	Limit (dBμV/m)	Margin (dB)	Detector	Polarization
	7519.5	31.2	12.8	44.0	74.0	-30.0	Peak	Horizontal
	11548.5	28.7	19.5	48.2	74.0	-25.8	Peak	Horizontal
*	14022.0	28.5	22.7	51.2	84.8	-33.6	Peak	Horizontal
*	16716.5	29.4	23.1	52.5	84.8	-32.3	Peak	Horizontal
	7460.0	30.2	12.8	43.0	74.0	-31.0	Peak	Vertical
	11361.5	29.4	19.0	48.4	74.0	-25.6	Peak	Vertical
*	13979.5	28.8	22.6	51.4	84.8	-33.4	Peak	Vertical
*	16623.0	30.3	22.6	52.9	84.8	-31.9	Peak	Vertical

Note 1: "*" is not in restricted band, its limit is 30dBc of the fundamental emission level (114.8dBμV/m) or 15.209 which is higher.

Note 2: Measure Level (dBμV/m) = Reading Level (dBμV) + Factor (dB)

Factor (dB) = Cable Loss (dB) + Antenna Factor (dB/m) - Pre_Amplifier Gain (dB)

Product	AC220 Wi-Fi AP OD small omni antenna US	Temperature	26°C
Test Engineer	Kevin Ker	Relative Humidity	56%
Test Site	AC1	Test Date	2017/07/28
Test Mode:	802.11n-HT40 - Ant 2	Test Channel:	03
Remark:	1. Average measurement was not performed if peak level lower than average limit. 2. Other frequency was 20dB below limit line within 1-18GHz, there is not show in the report.		

Mark	Frequency (MHz)	Reading Level (dBμV)	Factor (dB)	Measure Level (dBμV/m)	Limit (dBμV/m)	Margin (dB)	Detector	Polarization
	7528.0	31.2	12.8	44.0	74.0	-30.0	Peak	Horizontal
	11659.0	29.8	19.3	49.1	74.0	-24.9	Peak	Horizontal
*	14115.5	28.7	22.9	51.6	78.8	-27.2	Peak	Horizontal
*	16716.5	29.9	23.1	53.0	78.8	-25.8	Peak	Horizontal
	7613.0	31.5	12.6	44.1	74.0	-29.9	Peak	Vertical
	11217.0	29.1	18.8	47.9	74.0	-26.1	Peak	Vertical
*	14226.0	28.5	23.1	51.6	78.8	-27.2	Peak	Vertical
*	16682.5	30.3	22.9	53.2	78.8	-25.6	Peak	Vertical

Note 1: "*" is not in restricted band, its limit is 30dBc of the fundamental emission level (108.8dBμV/m) or 15.209 which is higher.

Note 2: Measure Level (dBμV/m) = Reading Level (dBμV) + Factor (dB)

Factor (dB) = Cable Loss (dB) + Antenna Factor (dB/m) - Pre_Amplifier Gain (dB)

Product	AC220 Wi-Fi AP OD small omni antenna US	Temperature	26°C
Test Engineer	Kevin Ker	Relative Humidity	56%
Test Site	AC1	Test Date	2017/07/28
Test Mode:	802.11n-HT40 - Ant 2	Test Channel:	06
Remark:	1. Average measurement was not performed if peak level lower than average limit. 2. Other frequency was 20dB below limit line within 1-18GHz, there is not show in the report.		

Mark	Frequency (MHz)	Reading Level (dBμV)	Factor (dB)	Measure Level (dBμV/m)	Limit (dBμV/m)	Margin (dB)	Detector	Polarization
	7494.0	30.4	12.8	43.2	74.0	-30.8	Peak	Horizontal
	11633.5	29.5	19.4	48.9	74.0	-25.1	Peak	Horizontal
*	13971.0	29.1	22.6	51.7	81.5	-29.8	Peak	Horizontal
*	16691.0	30.3	23.0	53.3	81.5	-28.2	Peak	Horizontal
	7460.0	31.0	12.8	43.8	74.0	-30.2	Peak	Vertical
	10996.0	29.6	18.5	48.1	74.0	-25.9	Peak	Vertical
*	13835.0	29.2	22.2	51.4	81.5	-30.1	Peak	Vertical
*	16733.5	30.1	23.2	53.3	81.5	-28.2	Peak	Vertical

Note 1: "*" is not in restricted band, its limit is 30dBc of the fundamental emission level (111.5dBμV/m) or 15.209 which is higher.

Note 2: Measure Level (dBμV/m) = Reading Level (dBμV) + Factor (dB)

Factor (dB) = Cable Loss (dB) + Antenna Factor (dB/m) - Pre_Amplifier Gain (dB)

Product	AC220 Wi-Fi AP OD small omni antenna US	Temperature	26°C
Test Engineer	Kevin Ker	Relative Humidity	56%
Test Site	AC1	Test Date	2017/07/28
Test Mode:	802.11n-HT40 - Ant 2	Test Channel:	09
Remark:	1. Average measurement was not performed if peak level lower than average limit. 2. Other frequency was 20dB below limit line within 1-18GHz, there is not show in the report.		

Mark	Frequency (MHz)	Reading Level (dBμV)	Factor (dB)	Measure Level (dBμV/m)	Limit (dBμV/m)	Margin (dB)	Detector	Polarization
	7613.0	31.0	12.6	43.6	74.0	-30.4	Peak	Horizontal
	11455.0	29.4	19.2	48.6	74.0	-25.4	Peak	Horizontal
*	14132.5	29.0	23.0	52.0	80.1	-28.1	Peak	Horizontal
*	16555.0	29.3	22.2	51.5	80.1	-28.6	Peak	Horizontal
	7536.5	29.9	12.8	42.7	74.0	-31.3	Peak	Vertical
	11089.5	29.1	18.6	47.7	74.0	-26.3	Peak	Vertical
*	13971.0	28.5	22.6	51.1	80.1	-29.0	Peak	Vertical
*	16682.5	29.4	22.9	52.3	80.1	-27.8	Peak	Vertical

Note 1: "*" is not in restricted band, its limit is 30dBc of the fundamental emission level (110.1dBμV/m) or 15.209 which is higher.

Note 2: Measure Level (dBμV/m) = Reading Level (dBμV) + Factor (dB)

Factor (dB) = Cable Loss (dB) + Antenna Factor (dB/m) - Pre_Amplifier Gain (dB)

Product	AC220 Wi-Fi AP OD small omni antenna US	Temperature	26°C
Test Engineer	Kevin Ker	Relative Humidity	56%
Test Site	AC1	Test Date	2017/07/28
Test Mode:	802.11b - Ant 1 + 2 (CDD Mode)	Test Channel:	01
Remark:	1. Average measurement was not performed if peak level lower than average limit. 2. Other frequency was 20dB below limit line within 1-18GHz, there is not show in the report.		

Mark	Frequency (MHz)	Reading Level (dB μ V)	Factor (dB)	Measure Level (dB μ V/m)	Limit (dB μ V/m)	Margin (dB)	Detector	Polarization
	7519.5	30.8	12.8	43.6	74.0	-30.4	Peak	Horizontal
	11336.0	29.6	19.0	48.6	74.0	-25.5	Peak	Horizontal
*	13809.5	30.3	22.1	52.5	87.3	-34.8	Peak	Horizontal
*	16572.0	30.5	22.3	52.7	87.3	-34.6	Peak	Horizontal
	7409.0	30.7	12.6	43.3	74.0	-30.7	Peak	Vertical
	11540.0	29.3	19.4	48.7	74.0	-25.3	Peak	Vertical
*	13809.5	29.7	22.1	51.8	87.3	-35.5	Peak	Vertical
*	16597.5	30.9	22.4	53.3	87.3	-34.0	Peak	Vertical

Note 1: "*" is not in restricted band, its limit is 30dBc of the fundamental emission level (117.3dB μ V/m) or 15.209 which is higher.

Note 2: Measure Level (dB μ V/m) = Reading Level (dB μ V) + Factor (dB)

Factor (dB) = Cable Loss (dB) + Antenna Factor (dB/m) - Pre_Amplifier Gain (dB)

Product	AC220 Wi-Fi AP OD small omni antenna US	Temperature	26°C
Test Engineer	Kevin Ker	Relative Humidity	56%
Test Site	AC1	Test Date	2017/07/28
Test Mode:	802.11b - Ant 1 + 2 (CDD Mode)	Test Channel:	06
Remark:	1. Average measurement was not performed if peak level lower than average limit. 2. Other frequency was 20dB below limit line within 1-18GHz, there is not show in the report.		

Mark	Frequency (MHz)	Reading Level (dBμV)	Factor (dB)	Measure Level (dBμV/m)	Limit (dBμV/m)	Margin (dB)	Detector	Polarization
	7647.0	30.5	12.5	43.1	74.0	-30.9	Peak	Horizontal
	11225.5	29.3	18.8	48.1	74.0	-25.9	Peak	Horizontal
*	14183.5	28.4	23.1	51.5	88.2	-36.7	Peak	Horizontal
*	16623.0	30.4	22.6	52.9	88.2	-35.3	Peak	Horizontal
	7494.0	29.8	12.8	42.7	74.0	-31.3	Peak	Vertical
	11463.5	28.7	19.3	47.9	74.0	-26.1	Peak	Vertical
*	14124.0	28.6	23.0	51.6	88.2	-36.6	Peak	Vertical
*	16801.5	29.7	23.8	53.4	88.2	-34.8	Peak	Vertical

Note 1: "*" is not in restricted band, its limit is 30dBc of the fundamental emission level (118.2dBμV/m) or 15.209 which is higher.

Note 2: Measure Level (dBμV/m) = Reading Level (dBμV) + Factor (dB)

Factor (dB) = Cable Loss (dB) + Antenna Factor (dB/m) - Pre_Amplifier Gain (dB)

Product	AC220 Wi-Fi AP OD small omni antenna US	Temperature	26°C
Test Engineer	Kevin Ker	Relative Humidity	56%
Test Site	AC1	Test Date	2017/07/28
Test Mode:	802.11b - Ant 1 + 2 (CDD Mode)	Test Channel:	11
Remark:	1. Average measurement was not performed if peak level lower than average limit. 2. Other frequency was 20dB below limit line within 1-18GHz, there is not show in the report.		

Mark	Frequency (MHz)	Reading Level (dBμV)	Factor (dB)	Measure Level (dBμV/m)	Limit (dBμV/m)	Margin (dB)	Detector	Polarization
	7536.5	30.5	12.8	43.3	74.0	-30.7	Peak	Horizontal
	11531.5	29.4	19.4	48.8	74.0	-25.2	Peak	Horizontal
*	13920.0	29.3	22.4	51.7	88.1	-36.4	Peak	Horizontal
*	16563.5	30.7	22.2	52.9	88.1	-35.2	Peak	Horizontal
	7494.0	30.5	12.8	43.3	74.0	-30.7	Peak	Vertical
	11455.0	29.1	19.2	48.4	74.0	-25.6	Peak	Vertical
*	14073.0	29.6	22.8	52.4	88.1	-35.7	Peak	Vertical
*	16623.0	30.4	22.6	52.9	88.1	-35.2	Peak	Vertical

Note 1: "*" is not in restricted band, its limit is 30dBc of the fundamental emission level (118.1dBμV/m) or 15.209 which is higher.

Note 2: Measure Level (dBμV/m) = Reading Level (dBμV) + Factor (dB)

Factor (dB) = Cable Loss (dB) + Antenna Factor (dB/m) - Pre_Amplifier Gain (dB)

Product	AC220 Wi-Fi AP OD small omni antenna US	Temperature	26°C
Test Engineer	Kevin Ker	Relative Humidity	56%
Test Site	AC1	Test Date	2017/07/28
Test Mode:	802.11g - Ant 1 + 2 (CDD Mode)	Test Channel:	01
Remark:	1. Average measurement was not performed if peak level lower than average limit. 2. Other frequency was 20dB below limit line within 1-18GHz, there is not show in the report.		

Mark	Frequency (MHz)	Reading Level (dBμV)	Factor (dB)	Measure Level (dBμV/m)	Limit (dBμV/m)	Margin (dB)	Detector	Polarization
	7570.5	30.8	12.8	43.5	74.0	-30.5	Peak	Horizontal
	10970.5	29.8	18.5	48.2	74.0	-25.8	Peak	Horizontal
*	14073.0	28.3	22.8	51.0	88.8	-37.8	Peak	Horizontal
*	16623.0	30.5	22.6	53.1	88.8	-35.8	Peak	Horizontal
	7579.0	30.3	12.7	43.0	74.0	-31.0	Peak	Vertical
	11132.0	29.5	18.6	48.1	74.0	-25.9	Peak	Vertical
*	14217.5	28.1	23.1	51.2	88.8	-37.6	Peak	Vertical
*	16682.5	29.1	22.9	52.0	88.8	-36.8	Peak	Vertical

Note 1: "*" is not in restricted band, its limit is 30dBc of the fundamental emission level (118.8dBμV/m) or 15.209 which is higher.

Note 2: Measure Level (dBμV/m) = Reading Level (dBμV) + Factor (dB)

Factor (dB) = Cable Loss (dB) + Antenna Factor (dB/m) - Pre_Amplifier Gain (dB)

Product	AC220 Wi-Fi AP OD small omni antenna US	Temperature	26°C
Test Engineer	Kevin Ker	Relative Humidity	56%
Test Site	AC1	Test Date	2017/07/28
Test Mode:	802.11g - Ant 1 + 2 (CDD Mode)	Test Channel:	06
Remark:	1. Average measurement was not performed if peak level lower than average limit. 2. Other frequency was 20dB below limit line within 1-18GHz, there is not show in the report.		

Mark	Frequency (MHz)	Reading Level (dBμV)	Factor (dB)	Measure Level (dBμV/m)	Limit (dBμV/m)	Margin (dB)	Detector	Polarization
	7613.0	31.3	12.6	43.9	74.0	-30.1	Peak	Horizontal
	11650.5	29.7	19.3	49.0	74.0	-25.0	Peak	Horizontal
*	14175.0	28.2	23.1	51.3	89.7	-38.5	Peak	Horizontal
*	16614.5	29.6	22.5	52.1	89.7	-37.6	Peak	Horizontal
	7494.0	30.6	12.8	43.5	74.0	-30.6	Peak	Vertical
	11523.0	29.0	19.4	48.4	74.0	-25.6	Peak	Vertical
*	14268.5	29.6	23.1	52.7	89.7	-37.0	Peak	Vertical
*	16597.5	30.0	22.4	52.5	89.7	-37.3	Peak	Vertical

Note 1: "*" is not in restricted band, its limit is 30dBc of the fundamental emission level (119.7dBμV/m) or 15.209 which is higher.

Note 2: Measure Level (dBμV/m) = Reading Level (dBμV) + Factor (dB)

Factor (dB) = Cable Loss (dB) + Antenna Factor (dB/m) - Pre_Amplifier Gain (dB)

Product	AC220 Wi-Fi AP OD small omni antenna US	Temperature	26°C
Test Engineer	Kevin Ker	Relative Humidity	56%
Test Site	AC1	Test Date	2017/07/28
Test Mode:	802.11g - Ant 1 + 2 (CDD Mode)	Test Channel:	11
Remark:	1. Average measurement was not performed if peak level lower than average limit. 2. Other frequency was 20dB below limit line within 1-18GHz, there is not show in the report.		

Mark	Frequency (MHz)	Reading Level (dBμV)	Factor (dB)	Measure Level (dBμV/m)	Limit (dBμV/m)	Margin (dB)	Detector	Polarization
	7553.5	30.2	12.8	43.0	74.0	-31.0	Peak	Horizontal
	11455.0	28.4	19.2	47.7	74.0	-26.4	Peak	Horizontal
*	13758.5	28.4	22.0	50.5	88.0	-37.5	Peak	Horizontal
*	16742.0	29.0	23.3	52.3	88.0	-35.7	Peak	Horizontal
	7358.0	30.7	12.4	43.2	74.0	-30.9	Peak	Vertical
	10979.0	29.3	18.5	47.8	74.0	-26.2	Peak	Vertical
*	14013.5	28.5	22.7	51.2	88.0	-36.9	Peak	Vertical
*	16597.5	29.7	22.4	52.1	88.0	-35.9	Peak	Vertical

Note 1: "*" is not in restricted band, its limit is 30dBc of the fundamental emission level (118.0dBμV/m) or 15.209 which is higher.

Note 2: Measure Level (dBμV/m) = Reading Level (dBμV) + Factor (dB)

Factor (dB) = Cable Loss (dB) + Antenna Factor (dB/m) - Pre_Amplifier Gain (dB)

Product	AC220 Wi-Fi AP OD small omni antenna US	Temperature	26°C
Test Engineer	Kevin Ker	Relative Humidity	56%
Test Site	AC1	Test Date	2017/07/28
Test Mode:	802.11n-HT20 - Ant 1 + 2 (CDD Mode)	Test Channel:	01
Remark:	1. Average measurement was not performed if peak level lower than average limit. 2. Other frequency was 20dB below limit line within 1-18GHz, there is not show in the report.		

Mark	Frequency (MHz)	Reading Level (dBμV)	Factor (dB)	Measure Level (dBμV/m)	Limit (dBμV/m)	Margin (dB)	Detector	Polarization
	7562.0	30.7	12.8	43.4	74.0	-30.6	Peak	Horizontal
	11565.5	28.6	19.5	48.0	74.0	-26.0	Peak	Horizontal
*	13809.5	29.7	22.1	51.8	91.9	-40.1	Peak	Horizontal
*	16648.5	29.5	22.8	52.3	91.9	-39.6	Peak	Horizontal
	7502.5	30.3	12.9	43.2	74.0	-30.8	Peak	Vertical
	11557.0	29.0	19.5	48.5	74.0	-25.5	Peak	Vertical
*	13775.5	29.4	22.1	51.4	91.9	-40.5	Peak	Vertical
*	16716.5	30.3	23.1	53.4	91.9	-38.5	Peak	Vertical

Note 1: "*" is not in restricted band, its limit is 30dBc of the fundamental emission level (121.9dBμV/m) or 15.209 which is higher.

Note 2: Measure Level (dBμV/m) = Reading Level (dBμV) + Factor (dB)

Factor (dB) = Cable Loss (dB) + Antenna Factor (dB/m) - Pre_Amplifier Gain (dB)

Product	AC220 Wi-Fi AP OD small omni antenna US	Temperature	26°C
Test Engineer	Kevin Ker	Relative Humidity	56%
Test Site	AC1	Test Date	2017/07/28
Test Mode:	802.11n-HT20 - Ant 1 + 2 (CDD Mode)	Test Channel:	06
Remark:	1. Average measurement was not performed if peak level lower than average limit. 2. Other frequency was 20dB below limit line within 1-18GHz, there is not show in the report.		

Mark	Frequency (MHz)	Reading Level (dBμV)	Factor (dB)	Measure Level (dBμV/m)	Limit (dBμV/m)	Margin (dB)	Detector	Polarization
	7528.0	31.1	12.8	44.0	74.0	-30.0	Peak	Horizontal
	11633.5	28.9	19.4	48.3	74.0	-25.7	Peak	Horizontal
*	13792.5	29.6	22.1	51.6	93.8	-42.2	Peak	Horizontal
*	16487.0	30.1	21.8	52.0	93.8	-41.9	Peak	Horizontal
	7596.0	30.4	12.7	43.1	74.0	-31.0	Peak	Vertical
	11557.0	28.8	19.5	48.3	74.0	-25.8	Peak	Vertical
*	13835.0	29.5	22.2	51.7	93.8	-42.1	Peak	Vertical
*	16623.0	29.4	22.6	52.0	93.8	-41.8	Peak	Vertical

Note 1: "*" is not in restricted band, its limit is 30dBc of the fundamental emission level (123.8dBμV/m) or 15.209 which is higher.

Note 2: Measure Level (dBμV/m) = Reading Level (dBμV) + Factor (dB)

Factor (dB) = Cable Loss (dB) + Antenna Factor (dB/m) - Pre_Amplifier Gain (dB)

Product	AC220 Wi-Fi AP OD small omni antenna US	Temperature	26°C
Test Engineer	Kevin Ker	Relative Humidity	56%
Test Site	AC1	Test Date	2017/07/28
Test Mode:	802.11n-HT20 - Ant 1 + 2 (CDD Mode)	Test Channel:	11
Remark:	1. Average measurement was not performed if peak level lower than average limit. 2. Other frequency was 20dB below limit line within 1-18GHz, there is not show in the report.		

Mark	Frequency (MHz)	Reading Level (dBμV)	Factor (dB)	Measure Level (dBμV/m)	Limit (dBμV/m)	Margin (dB)	Detector	Polarization
	7528.0	30.8	12.8	43.7	74.0	-30.3	Peak	Horizontal
	11625.0	29.7	19.4	49.1	74.0	-24.9	Peak	Horizontal
*	13818.0	28.9	22.2	51.0	88.5	-37.5	Peak	Horizontal
*	16538.0	30.7	22.1	52.8	88.5	-35.7	Peak	Horizontal
	7562.0	30.0	12.8	42.8	74.0	-31.2	Peak	Vertical
	11540.0	29.5	19.4	49.0	74.0	-25.1	Peak	Vertical
*	13835.0	28.9	22.2	51.1	88.5	-37.4	Peak	Vertical
*	16776.0	29.5	23.5	53.0	88.5	-35.5	Peak	Vertical

Note 1: "*" is not in restricted band, its limit is 30dBc of the fundamental emission level (118.5dBμV/m) or 15.209 which is higher.

Note 2: Measure Level (dBμV/m) = Reading Level (dBμV) + Factor (dB)

Factor (dB) = Cable Loss (dB) + Antenna Factor (dB/m) - Pre_Amplifier Gain (dB)

Product	AC220 Wi-Fi AP OD small omni antenna US	Temperature	26°C
Test Engineer	Kevin Ker	Relative Humidity	56%
Test Site	AC1	Test Date	2017/07/28
Test Mode:	802.11n-HT40 - Ant 1 + 2 (CDD Mode)	Test Channel:	03
Remark:	1. Average measurement was not performed if peak level lower than average limit. 2. Other frequency was 20dB below limit line within 1-18GHz, there is not show in the report.		

Mark	Frequency (MHz)	Reading Level (dBμV)	Factor (dB)	Measure Level (dBμV/m)	Limit (dBμV/m)	Margin (dB)	Detector	Polarization
	7349.5	31.9	12.4	44.3	74.0	-29.7	Peak	Horizontal
	11412.5	29.5	19.1	48.6	74.0	-25.4	Peak	Horizontal
*	13835.0	29.0	22.2	51.2	82.9	-31.7	Peak	Horizontal
*	16682.5	30.5	22.9	53.4	82.9	-29.5	Peak	Horizontal
	7562.0	30.6	12.8	43.4	74.0	-30.6	Peak	Vertical
	11497.5	28.7	19.4	48.1	74.0	-26.0	Peak	Vertical
*	13707.5	28.8	22.0	50.8	82.9	-32.1	Peak	Vertical
*	16614.5	30.6	22.5	53.1	82.9	-29.8	Peak	Vertical

Note 1: "*" is not in restricted band, its limit is 30dBc of the fundamental emission level (112.9dBμV/m) or 15.209 which is higher.

Note 2: Measure Level (dBμV/m) = Reading Level (dBμV) + Factor (dB)

Factor (dB) = Cable Loss (dB) + Antenna Factor (dB/m) - Pre_Amplifier Gain (dB)

Product	AC220 Wi-Fi AP OD small omni antenna US	Temperature	26°C
Test Engineer	Kevin Ker	Relative Humidity	56%
Test Site	AC1	Test Date	2017/07/28
Test Mode:	802.11n-HT40 - Ant 1 + 2 (CDD Mode)	Test Channel:	06
Remark:	1. Average measurement was not performed if peak level lower than average limit. 2. Other frequency was 20dB below limit line within 1-18GHz, there is not show in the report.		

Mark	Frequency (MHz)	Reading Level (dBμV)	Factor (dB)	Measure Level (dBμV/m)	Limit (dBμV/m)	Margin (dB)	Detector	Polarization
	7519.5	30.6	12.8	43.4	74.0	-30.6	Peak	Horizontal
	10919.5	30.5	18.4	48.9	74.0	-25.1	Peak	Horizontal
*	14132.5	29.7	23.0	52.7	88.5	-35.8	Peak	Horizontal
*	16691.0	31.1	23.0	54.0	88.5	-34.5	Peak	Horizontal
	7332.5	30.6	12.4	43.0	74.0	-31.0	Peak	Vertical
	11548.5	28.6	19.5	48.0	74.0	-26.0	Peak	Vertical
*	14124.0	28.4	23.0	51.4	88.5	-37.1	Peak	Vertical
*	16682.5	30.1	22.9	53.0	88.5	-35.5	Peak	Vertical

Note 1: "*" is not in restricted band, its limit is 30dBc of the fundamental emission level (118.5dBμV/m) or 15.209 which is higher.

Note 2: Measure Level (dBμV/m) = Reading Level (dBμV) + Factor (dB)

Factor (dB) = Cable Loss (dB) + Antenna Factor (dB/m) - Pre_Amplifier Gain (dB)

Product	AC220 Wi-Fi AP OD small omni antenna US	Temperature	26°C
Test Engineer	Kevin Ker	Relative Humidity	56%
Test Site	AC1	Test Date	2017/07/28
Test Mode:	802.11n-HT40 - Ant 1 + 2 (CDD Mode)	Test Channel:	09
Remark:	1. Average measurement was not performed if peak level lower than average limit. 2. Other frequency was 20dB below limit line within 1-18GHz, there is not show in the report.		

Mark	Frequency (MHz)	Reading Level (dBμV)	Factor (dB)	Measure Level (dBμV/m)	Limit (dBμV/m)	Margin (dB)	Detector	Polarization
	7494.0	31.5	12.8	44.4	74.0	-29.6	Peak	Horizontal
	11642.0	29.7	19.4	49.1	74.0	-24.9	Peak	Horizontal
*	14141.0	29.4	23.0	52.4	85.9	-33.5	Peak	Horizontal
*	16801.5	29.9	23.8	53.6	85.9	-32.3	Peak	Horizontal
	7400.5	31.1	12.6	43.7	74.0	-30.3	Peak	Vertical
	11557.0	29.4	19.5	48.9	74.0	-25.1	Peak	Vertical
*	13784.0	29.4	22.1	51.5	85.9	-34.4	Peak	Vertical
*	16699.5	29.9	23.0	52.9	85.9	-33.0	Peak	Vertical

Note 1: "*" is not in restricted band, its limit is 30dBc of the fundamental emission level (115.9dBμV/m) or 15.209 which is higher.

Note 2: Measure Level (dBμV/m) = Reading Level (dBμV) + Factor (dB)

Factor (dB) = Cable Loss (dB) + Antenna Factor (dB/m) - Pre_Amplifier Gain (dB)

Product	AC220 Wi-Fi AP OD small omni antenna US	Temperature	26°C
Test Engineer	Kevin Ker	Relative Humidity	56%
Test Site	AC1	Test Date	2017/07/28
Test Mode:	802.11n-HT20 - Ant 1 + 2 (Beam-Forming Mode)	Test Channel:	01
Remark:	1. Average measurement was not performed if peak level lower than average limit. 2. Other frequency was 20dB below limit line within 1-18GHz, there is not show in the report.		

Mark	Frequency (MHz)	Reading Level (dBμV)	Factor (dB)	Measure Level (dBμV/m)	Limit (dBμV/m)	Margin (dB)	Detector	Polarization
	7400.5	32.4	12.6	45.0	74.0	-29.0	Peak	Horizontal
	8446.0	31.1	12.5	43.6	74.0	-30.4	Peak	Horizontal
*	9874.0	30.4	15.8	46.2	84.2	-38.0	Peak	Horizontal
*	12951.0	29.6	19.7	49.3	84.2	-34.9	Peak	Horizontal
	7366.5	30.7	12.5	43.2	74.0	-30.8	Peak	Vertical
	8429.0	30.3	12.4	42.7	74.0	-31.3	Peak	Vertical
*	9993.0	31.1	15.4	46.5	84.2	-37.7	Peak	Vertical
*	12951.0	29.6	19.7	49.3	84.2	-34.9	Peak	Vertical

Note 1: "*" is not in restricted band, its limit is 30dBc of the fundamental emission level (114.2dBμV/m) or 15.209 which is higher.

Note 2: Measure Level (dBμV/m) = Reading Level (dBμV) + Factor (dB)

Factor (dB) = Cable Loss (dB) + Antenna Factor (dB/m) - Pre_Amplifier Gain (dB)

Product	AC220 Wi-Fi AP OD small omni antenna US	Temperature	26°C
Test Engineer	Kevin Ker	Relative Humidity	56%
Test Site	AC1	Test Date	2017/07/28
Test Mode:	802.11n-HT20 - Ant 1 + 2 (Beam-Forming Mode)	Test Channel:	06
Remark:	1. Average measurement was not performed if peak level lower than average limit. 2. Other frequency was 20dB below limit line within 1-18GHz, there is not show in the report.		

Mark	Frequency (MHz)	Reading Level (dBμV)	Factor (dB)	Measure Level (dBμV/m)	Limit (dBμV/m)	Margin (dB)	Detector	Polarization
	7366.5	30.7	12.5	43.2	74.0	-30.8	Peak	Horizontal
	8242.0	30.7	11.9	42.6	74.0	-31.4	Peak	Horizontal
*	9857.0	29.9	16.2	46.1	85.6	-39.5	Peak	Horizontal
*	10307.5	29.0	16.6	45.6	85.6	-40.0	Peak	Horizontal
	7468.5	30.8	12.8	43.6	74.0	-30.4	Peak	Vertical
	8429.0	30.0	12.4	42.4	74.0	-31.6	Peak	Vertical
*	9678.5	30.5	14.6	45.1	85.6	-40.5	Peak	Vertical
*	10307.5	29.0	16.6	45.6	85.6	-40.0	Peak	Vertical

Note 1: "*" is not in restricted band, its limit is 30dBc of the fundamental emission level (115.6dBμV/m) or 15.209 which is higher.

Note 2: Measure Level (dBμV/m) = Reading Level (dBμV) + Factor (dB)

Factor (dB) = Cable Loss (dB) + Antenna Factor (dB/m) - Pre_Amplifier Gain (dB)

Product	AC220 Wi-Fi AP OD small omni antenna US	Temperature	26°C
Test Engineer	Kevin Ker	Relative Humidity	56%
Test Site	AC1	Test Date	2017/07/28
Test Mode:	802.11n-HT20 - Ant 1 + 2 (Beam-Forming Mode)	Test Channel:	11
Remark:	1. Average measurement was not performed if peak level lower than average limit. 2. Other frequency was 20dB below limit line within 1-18GHz, there is not show in the report.		

Mark	Frequency (MHz)	Reading Level (dBμV)	Factor (dB)	Measure Level (dBμV/m)	Limit (dBμV/m)	Margin (dB)	Detector	Polarization
	7468.5	30.8	12.8	43.6	74.0	-30.4	Peak	Horizontal
	8242.0	30.4	11.9	42.3	74.0	-31.7	Peak	Horizontal
*	9772.0	30.1	14.9	45.0	83.7	-38.7	Peak	Horizontal
*	10350.0	29.3	16.8	46.1	83.7	-37.6	Peak	Horizontal
	7536.5	31.2	12.8	44.0	74.0	-30.0	Peak	Vertical
	8276.0	30.6	11.9	42.5	74.0	-31.5	Peak	Vertical
*	9772.0	30.0	14.9	44.9	83.7	-38.8	Peak	Vertical
*	10350.0	29.3	16.8	46.1	83.7	-37.6	Peak	Vertical

Note 1: "*" is not in restricted band, its limit is 30dBc of the fundamental emission level (113.7dBμV/m) or 15.209 which is higher.

Note 2: Measure Level (dBμV/m) = Reading Level (dBμV) + Factor (dB)

Factor (dB) = Cable Loss (dB) + Antenna Factor (dB/m) - Pre_Amplifier Gain (dB)

Product	AC220 Wi-Fi AP OD small omni antenna US	Temperature	26°C
Test Engineer	Kevin Ker	Relative Humidity	56%
Test Site	AC1	Test Date	2017/07/28
Test Mode:	802.11n-HT40 - Ant 1 + 2 (Beam-Forming Mode)	Test Channel:	03
Remark:	1. Average measurement was not performed if peak level lower than average limit. 2. Other frequency was 20dB below limit line within 1-18GHz, there is not show in the report.		

Mark	Frequency (MHz)	Reading Level (dBμV)	Factor (dB)	Measure Level (dBμV/m)	Limit (dBμV/m)	Margin (dB)	Detector	Polarization
	7536.5	31.2	12.8	44.0	74.0	-30.0	Peak	Horizontal
	8276.0	30.4	11.9	42.3	74.0	-31.7	Peak	Horizontal
*	9678.5	30.9	14.6	45.5	82.0	-36.5	Peak	Horizontal
*	10214.0	31.2	16.3	47.5	82.0	-34.5	Peak	Horizontal
	7502.5	29.2	12.8	42.0	74.0	-32.0	Peak	Vertical
	8463.0	30.4	12.6	43.0	74.0	-31.0	Peak	Vertical
*	9678.5	30.4	14.6	45.0	82.0	-37.0	Peak	Vertical
*	10214.0	31.2	16.3	47.5	82.0	-34.5	Peak	Vertical

Note 1: "*" is not in restricted band, its limit is 30dBc of the fundamental emission level (112.0dBμV/m) or 15.209 which is higher.

Note 2: Measure Level (dBμV/m) = Reading Level (dBμV) + Factor (dB)

Factor (dB) = Cable Loss (dB) + Antenna Factor (dB/m) - Pre_Amplifier Gain (dB)

Product	AC220 Wi-Fi AP OD small omni antenna US	Temperature	26°C
Test Engineer	Kevin Ker	Relative Humidity	56%
Test Site	AC1	Test Date	2017/07/28
Test Mode:	802.11n-HT40 - Ant 1 + 2 (Beam-Forming Mode)	Test Channel:	06
Remark:	1. Average measurement was not performed if peak level lower than average limit. 2. Other frequency was 20dB below limit line within 1-18GHz, there is not show in the report.		

Mark	Frequency (MHz)	Reading Level (dBμV)	Factor (dB)	Measure Level (dBμV/m)	Limit (dBμV/m)	Margin (dB)	Detector	Polarization
	7502.5	29.2	12.8	42.0	74.0	-32.0	Peak	Horizontal
	8199.5	29.8	12.0	41.8	74.0	-32.2	Peak	Horizontal
*	9772.0	30.5	14.9	45.4	83.6	-38.2	Peak	Horizontal
*	10307.5	30.1	16.6	46.7	83.6	-36.9	Peak	Horizontal
	7502.5	29.6	12.8	42.4	74.0	-31.6	Peak	Vertical
	8352.5	30.5	12.0	42.5	74.0	-31.5	Peak	Vertical
*	9721.0	30.0	14.7	44.7	83.6	-38.9	Peak	Vertical
*	10307.5	30.1	16.6	46.7	83.6	-36.9	Peak	Vertical

Note 1: "*" is not in restricted band, its limit is 30dBc of the fundamental emission level (113.6dBμV/m) or 15.209 which is higher.

Note 2: Measure Level (dBμV/m) = Reading Level (dBμV) + Factor (dB)

Factor (dB) = Cable Loss (dB) + Antenna Factor (dB/m) - Pre_Amplifier Gain (dB)

Product	AC220 Wi-Fi AP OD small omni antenna US	Temperature	26°C
Test Engineer	Kevin Ker	Relative Humidity	56%
Test Site	AC1	Test Date	2017/07/28
Test Mode:	802.11n-HT40 - Ant 1 + 2 (Beam-Forming Mode)	Test Channel:	09
Remark:	1. Average measurement was not performed if peak level lower than average limit. 2. Other frequency was 20dB below limit line within 1-18GHz, there is not show in the report.		

Mark	Frequency (MHz)	Reading Level (dBμV)	Factor (dB)	Measure Level (dBμV/m)	Limit (dBμV/m)	Margin (dB)	Detector	Polarization
	7502.5	29.6	12.8	42.4	74.0	-31.6	Peak	Horizontal
	8242.0	29.4	11.9	41.3	74.0	-32.7	Peak	Horizontal
*	9772.0	30.1	14.9	45.0	81.5	-36.5	Peak	Horizontal
*	10350.0	29.0	16.8	45.8	81.5	-35.7	Peak	Horizontal
	7536.5	30.7	12.8	43.5	74.0	-30.5	Peak	Vertical
	8412.0	30.1	12.3	42.4	74.0	-31.6	Peak	Vertical
*	9772.0	30.1	14.9	45.0	81.5	-36.5	Peak	Vertical
*	10350.0	29.0	16.8	45.8	81.5	-35.7	Peak	Vertical

Note 1: "*" is not in restricted band, its limit is 30dBc of the fundamental emission level (111.5dBμV/m) or 15.209 which is higher.

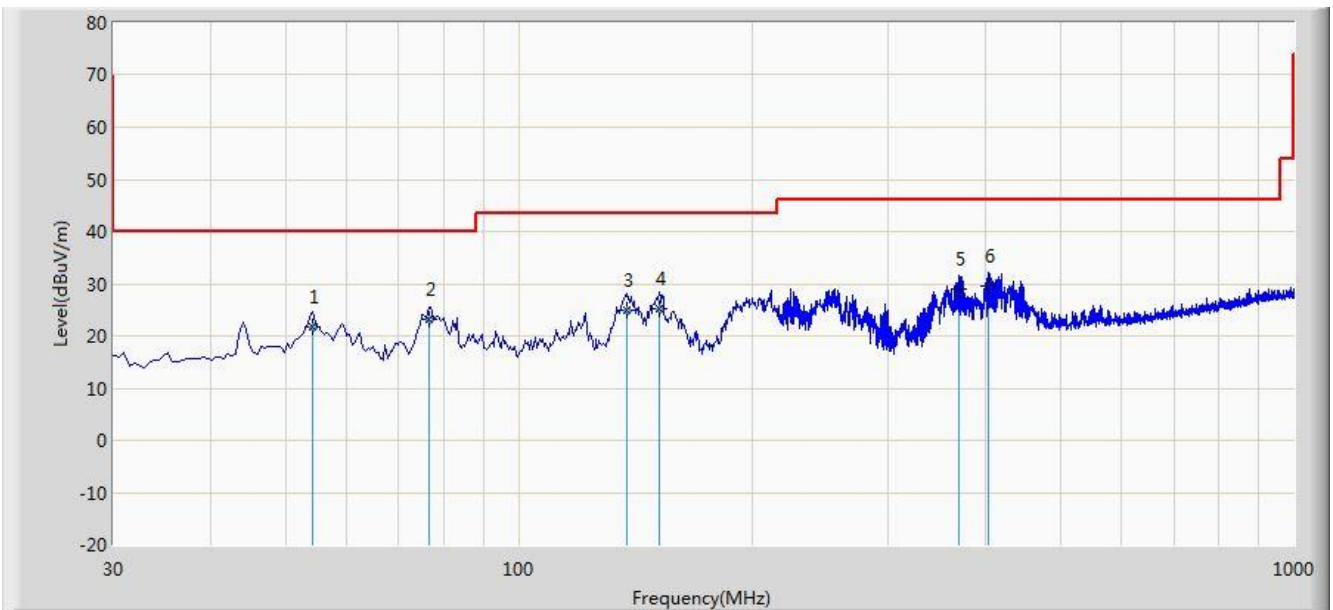
Note 2: Measure Level (dBμV/m) = Reading Level (dBμV) + Factor (dB)

Factor (dB) = Cable Loss (dB) + Antenna Factor (dB/m) - Pre_Amplifier Gain (dB)

The worst case of Radiated Emission below 1GHz:

Site: AC1	Time: 2017/08/16 - 19:15
Limit: FCC_Part15.209_RE(3m)	Engineer: Kevin Ker
Probe: VULB 9168_20-2000MHz	Polarity: Horizontal
EUT: AC220 Wi-Fi AP OD external antenna US	Power: DC 54V

Note: There is the worst case within frequency range 30MHz~1GHz.



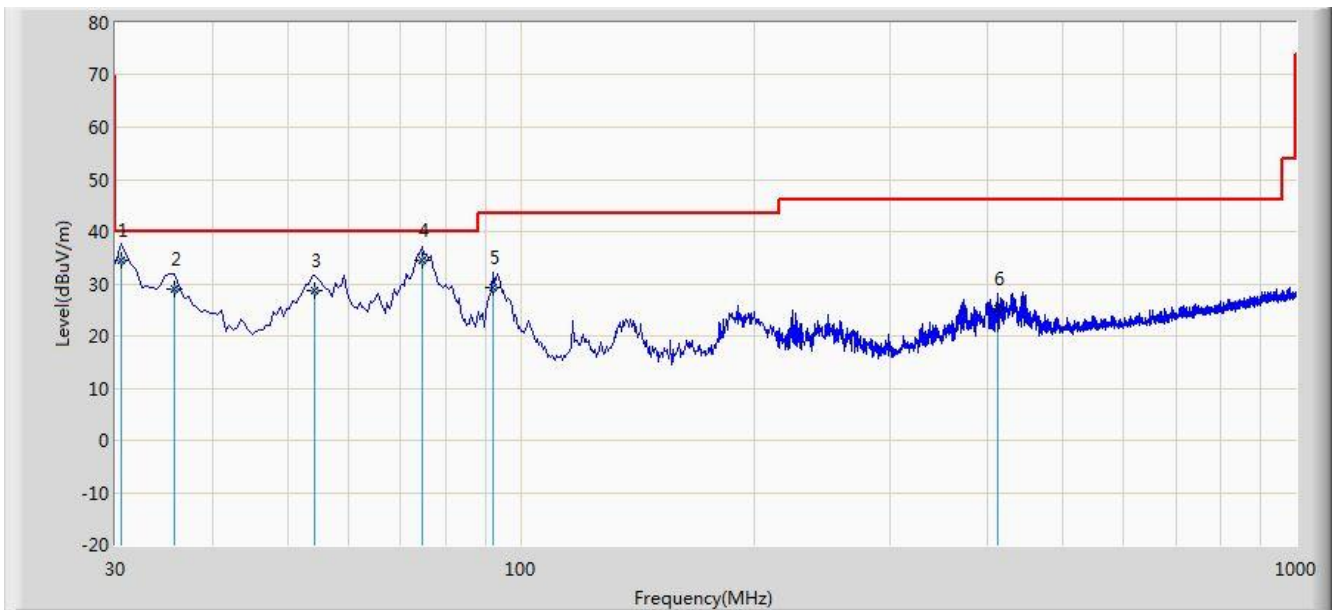
No	Flag	Mark	Frequency (MHz)	Measure Level (dBuV/m)	Reading Level (dBuV)	Margin (dB)	Limit (dBuV/m)	Factor (dB)	Type
1			54.250	21.649	6.804	-18.351	40.000	14.845	QP
2			76.560	23.153	13.726	-16.847	40.000	9.427	QP
3			137.670	24.978	15.270	-18.522	43.500	9.707	QP
4			151.735	25.074	15.418	-18.426	43.500	9.656	QP
5			369.500	29.017	12.672	-16.983	46.000	16.345	QP
6		*	404.420	29.429	12.415	-16.571	46.000	17.013	QP

Note 1: Measure Level (dBuV/m) = Reading Level (dBuV) + Factor (dB)

Factor (dB) = Cable Loss (dB) + Antenna Factor (dB/m)

Note 2: The test trace is same as the ambient noise and the amplitude of the emissions are attenuated more than 20dB below the permissible (the test frequency range: 9kHz ~ 30MHz, 18GHz ~ 25GHz), therefore no data appear in the report.

Site: AC1	Time: 2017/08/16 - 19:21
Limit: FCC_Part15.209_RE(3m)	Engineer: Kevin Ker
Probe: VULB 9168_20-2000MHz	Polarity: Vertical
EUT: AC220 Wi-Fi AP OD external antenna US	Power: DC 54V
Note: There is the worst case within frequency range 30MHz~1GHz.	



No	Flag	Mark	Frequency (MHz)	Measure Level (dBuV/m)	Reading Level (dBuV)	Margin (dB)	Limit (dBuV/m)	Factor (dB)	Type
1			30.485	34.545	22.416	-5.455	40.000	12.129	QP
2			35.820	29.032	15.937	-10.968	40.000	13.095	QP
3			54.250	28.580	13.735	-11.420	40.000	14.845	QP
4		*	74.620	34.592	24.715	-5.408	40.000	9.877	QP
5			92.080	29.135	17.309	-14.365	43.500	11.826	QP
6			412.665	25.308	8.173	-20.692	46.000	17.135	QP

Note 1: Measure Level (dB μ V/m) = Reading Level (dB μ V) + Factor (dB)

Factor (dB) = Cable Loss (dB) + Antenna Factor (dB/m)

Note 2: The test trace is same as the ambient noise and the amplitude of the emissions are attenuated more than 20dB below the permissible (the test frequency range: 9kHz ~ 30MHz, 18GHz ~ 25GHz), therefore no data appear in the report.

7.7. Radiated Restricted Band Edge Measurement

7.7.1. Test Limit

For 15.205 requirement:

Radiated emissions which fall in the restricted bands, as defined in Section 15.205(a) of FCC part 15, must also comply with the radiated emission limits specified in Section 15.209(a).

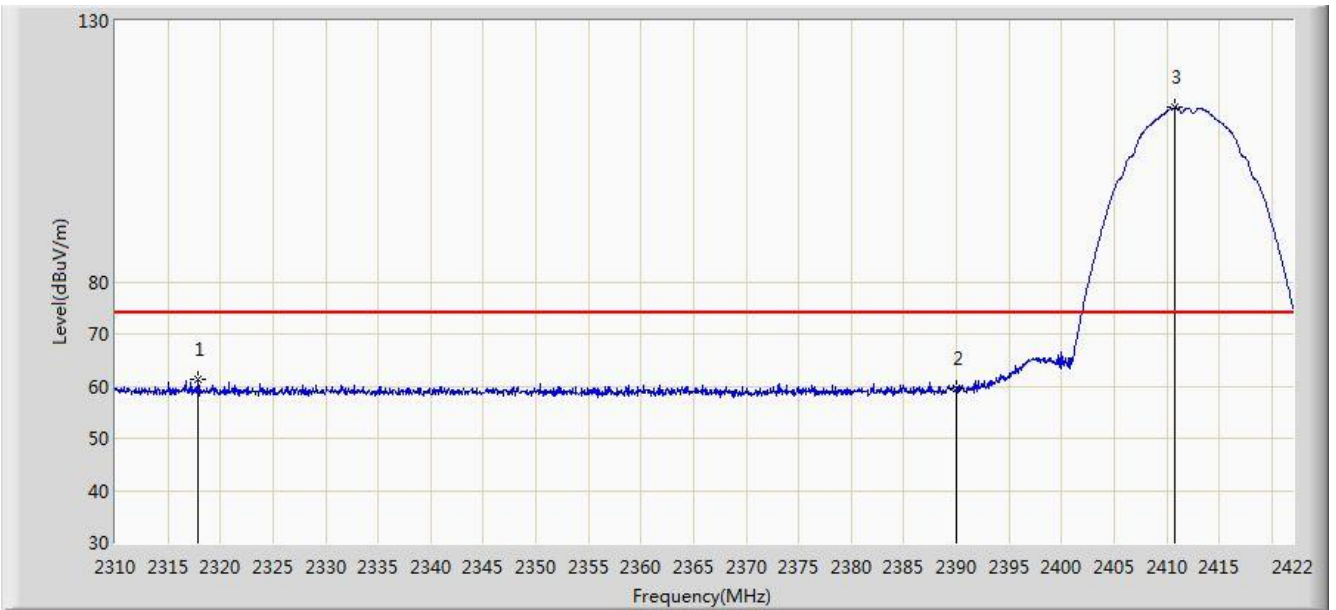
Frequency (MHz)	Frequency (MHz)	Frequency (MHz)	Frequency (GHz)
0.090 - 0.110	16.42-16.423	399.9 - 410	4.5-5.15
¹ 0.495 - 0.505	16.69475-16.69525	608 - 614	5.35-5.46
2.1735-2.1905	16.80425-16.80475	960 - 1240	7.25-7.75
4.125-4.128	25.5 -25.67	1300 - 1427	8.25 - 8.5
4.17725-4.17775	37.5-38.25	1435-1626.5	9.0-9.2
4.20725-4.20775	73-74.6	1645.5-1646.5	9.3-9.5
6.215-6.218	74.8-75.2	1660 - 1710	10.6-12.7
6.26775-6.26825	108-121.94	1718.8-1722.2	13.25-13.4
6.31175-6.31225	123 - 138	2200 - 2300	14.47-14.5
8.291-8.294	149.9-150.05	2310-2390	15.35-16.2
8.362-8.366	156.52475-156.525	2483.5 - 2500	17.7-21.4
8.37625-8.38675	156.7-156.9	2690 - 2900	22.01-23.12
8.41425-8.41475	162.0125-167.17	3260 - 3267	23.6-24.0
12.29-12.293	167.72-173.2	3332 - 3339	31.2-31.8
12.51975-12.52025	240 - 285	3345.8 - 3358	36.43-36.5
12.57675-12.57725	322-335.4	3600 - 4400	(²)
13.36-13.41	--	--	--

All out of band emissions appearing in a restricted band as specified in Section 15.205 of the Title 47CFR must not exceed the limits shown in Table per Section 15.209.

FCC Part 15 Subpart C Paragraph 15.209		
Frequency [MHz]	Field Strength [uV/m]	Measured Distance [Meters]
0.009 – 0.490	2400/F (kHz)	300
0.490 – 1.705	24000/F (kHz)	30
1.705 - 30	30	30
30 - 88	100	3
88 - 216	150	3
216 - 960	200	3
Above 960	500	3

7.7.2. Test Result

Site: AC1	Time: 2017/08/11 - 01:57
Limit: FCC_Part15.209_RE(3m)	Engineer: Kevin Ker
Probe: BBHA9120D_1GHz_18GHz	Polarity: Horizontal
EUT: AC220 Wi-Fi AP OD directional antenna US	Power: DC 54V
Test Mode: Transmit by 802.11b at channel 2412MHz Ant 1	

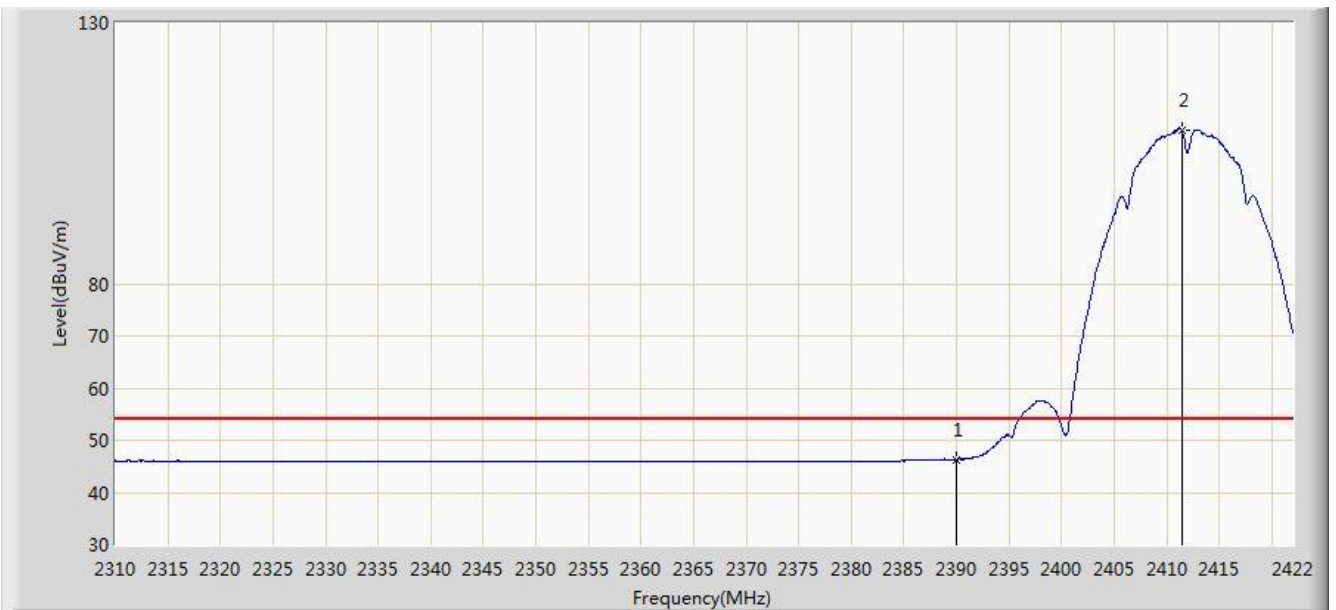


No	Flag	Mark	Frequency (MHz)	Measure Level (dBuV/m)	Reading Level (dBuV)	Margin (dB)	Limit (dBuV/m)	Factor (dB)	Type
1			2317.840	61.423	28.678	-12.577	74.000	32.745	PK
2			2390.000	59.449	26.895	-14.551	74.000	32.554	PK
3		*	2410.800	113.389	80.862	N/A	N/A	32.527	PK

Note: Measure Level (dBμV/m) = Reading Level (dBμV) + Factor (dB)

Factor (dB) = Cable Loss (dB) + Antenna Factor (dB/m)

Site: AC1	Time: 2017/08/11 - 02:17
Limit: FCC_Part15.209_RE(3m)	Engineer: Kevin Ker
Probe: BBHA9120D_1GHz_18GHz	Polarity: Horizontal
EUT: AC220 Wi-Fi AP OD directional antenna US	Power: DC 54V
Test Mode: Transmit by 802.11b at channel 2412MHz Ant 1	

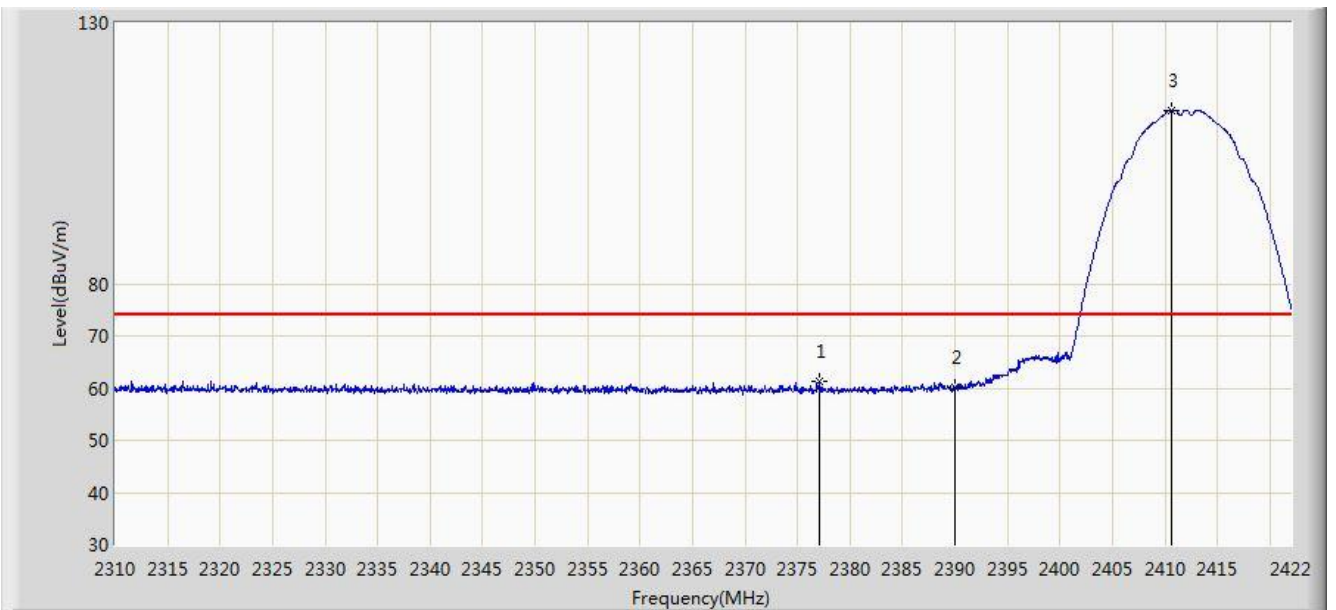


No	Flag	Mark	Frequency (MHz)	Measure Level (dBuV/m)	Reading Level (dBuV)	Margin (dB)	Limit (dBuV/m)	Factor (dB)	Type
1			2390.000	46.367	13.813	-7.633	54.000	32.554	AV
2		*	2411.416	109.297	76.771	N/A	N/A	32.526	AV

Note: Measure Level (dB μ V/m) = Reading Level (dB μ V) + Factor (dB)

Factor (dB) = Cable Loss (dB) + Antenna Factor (dB/m)

Site: AC1	Time: 2017/08/11 - 02:18
Limit: FCC_Part15.209_RE(3m)	Engineer: Kevin Ker
Probe: BBHA9120D_1GHz_18GHz	Polarity: Vertical
EUT: AC220 Wi-Fi AP OD directional antenna US	Power: DC 54V
Test Mode: Transmit by 802.11b at channel 2412MHz Ant 1	

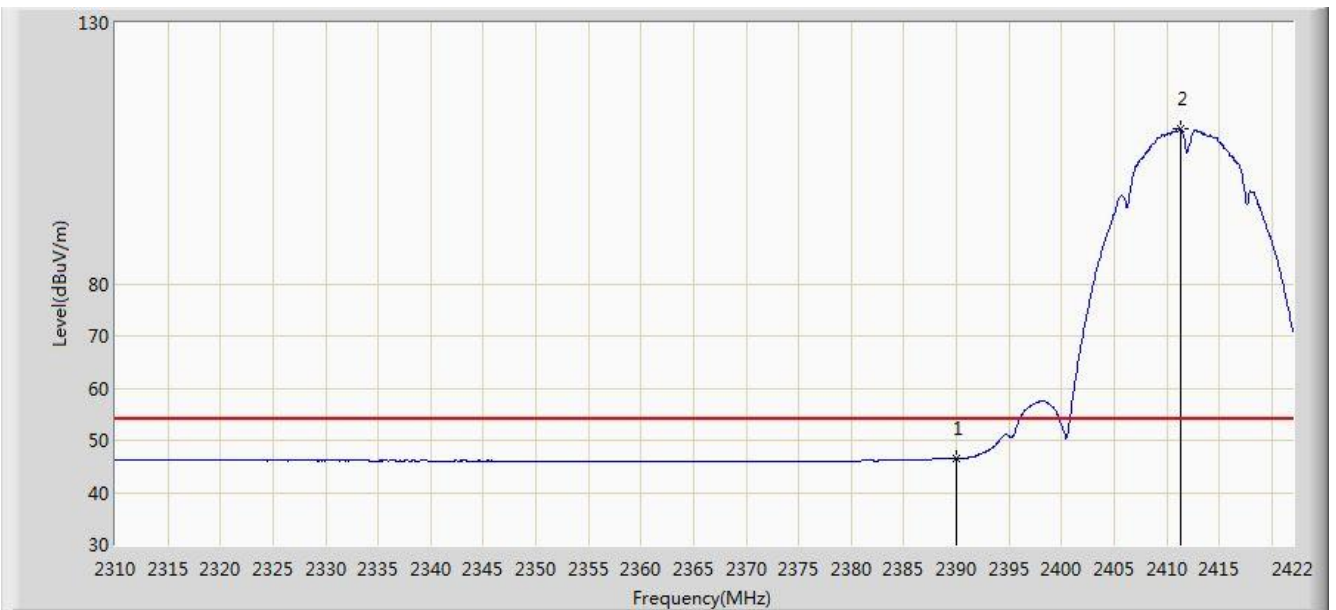


No	Flag	Mark	Frequency (MHz)	Measure Level (dBuV/m)	Reading Level (dBuV)	Margin (dB)	Limit (dBuV/m)	Factor (dB)	Type
1			2377.144	61.307	28.735	-12.693	74.000	32.572	PK
2			2390.000	60.041	27.487	-13.959	74.000	32.554	PK
3		*	2410.632	113.285	80.758	N/A	N/A	32.527	PK

Note: Measure Level (dB μ V/m) = Reading Level (dB μ V) + Factor (dB)

Factor (dB) = Cable Loss (dB) + Antenna Factor (dB/m)

Site: AC1	Time: 2017/08/11 - 02:31
Limit: FCC_Part15.209_RE(3m)	Engineer: Kevin Ker
Probe: BBHA9120D_1GHz_18GHz	Polarity: Vertical
EUT: AC220 Wi-Fi AP OD directional antenna US	Power: DC 54V
Test Mode: Transmit by 802.11b at channel 2412MHz Ant 1	

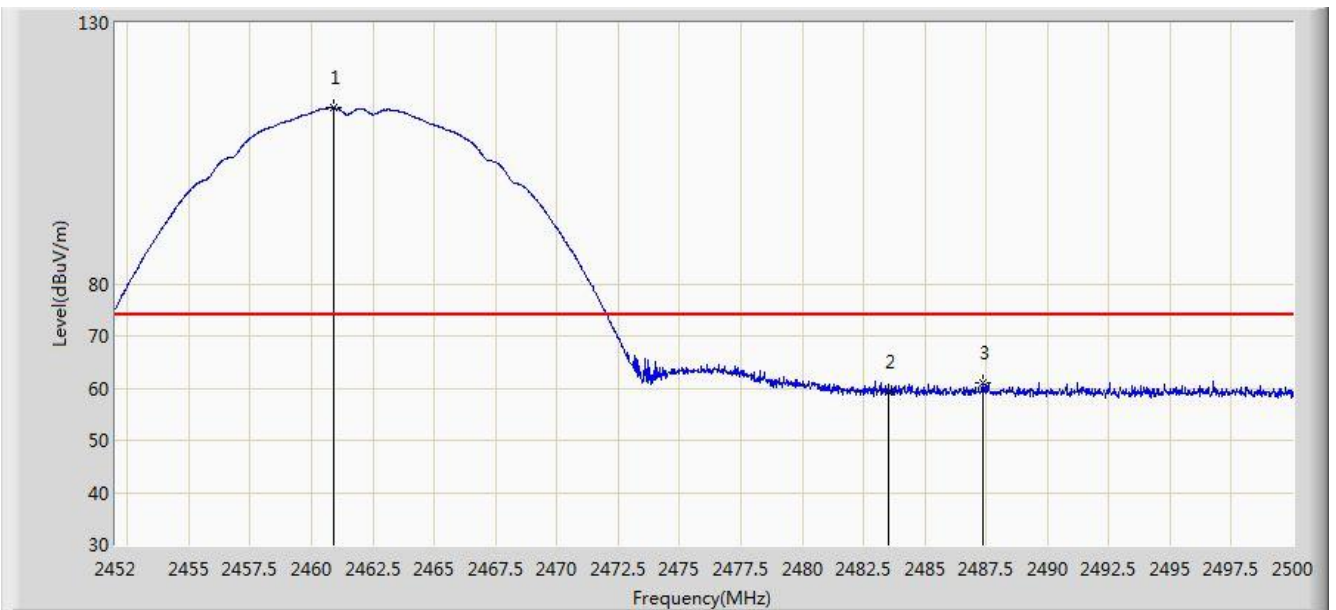


No	Flag	Mark	Frequency (MHz)	Measure Level (dBuV/m)	Reading Level (dBuV)	Margin (dB)	Limit (dBuV/m)	Factor (dB)	Type
1			2390.000	46.456	13.902	-7.544	54.000	32.554	AV
2		*	2411.304	109.705	77.179	N/A	N/A	32.526	AV

Note: Measure Level (dB μ V/m) = Reading Level (dB μ V) + Factor (dB)

Factor (dB) = Cable Loss (dB) + Antenna Factor (dB/m)

Site: AC1	Time: 2017/08/11 - 02:32
Limit: FCC_Part15.209_RE(3m)	Engineer: Kevin Ker
Probe: BBHA9120D_1GHz_18GHz	Polarity: Horizontal
EUT: AC220 Wi-Fi AP OD directional antenna US	Power: DC 54V
Test Mode: Transmit by 802.11b at channel 2462MHz Ant 1	



No	Flag	Mark	Frequency (MHz)	Measure Level (dBuV/m)	Reading Level (dBuV)	Margin (dB)	Limit (dBuV/m)	Factor (dB)	Type
1		*	2460.928	113.655	81.141	N/A	N/A	32.514	PK
2			2483.500	59.364	26.783	-14.636	74.000	32.580	PK
3			2487.376	61.089	28.497	-12.911	74.000	32.592	PK

Note: Measure Level (dB μ V/m) = Reading Level (dB μ V) + Factor (dB)

Factor (dB) = Cable Loss (dB) + Antenna Factor (dB/m)

Site: AC1	Time: 2017/08/11 - 02:34
Limit: FCC_Part15.209_RE(3m)	Engineer: Kevin Ker
Probe: BBHA9120D_1GHz_18GHz	Polarity: Horizontal
EUT: AC220 Wi-Fi AP OD directional antenna US	Power: DC 54V
Test Mode: Transmit by 802.11b at channel 2462MHz Ant 1	

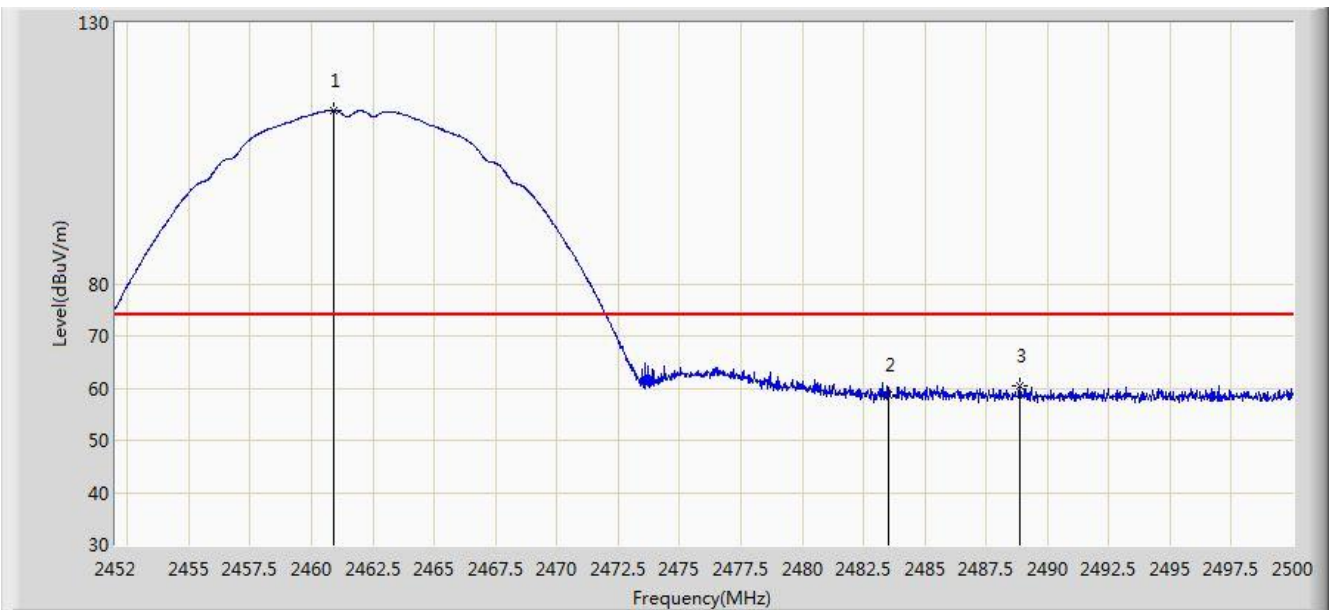


No	Flag	Mark	Frequency (MHz)	Measure Level (dBuV/m)	Reading Level (dBuV)	Margin (dB)	Limit (dBuV/m)	Factor (dB)	Type
1		*	2461.192	109.973	77.458	N/A	N/A	32.515	AV
2			2483.500	47.129	14.548	-6.871	54.000	32.580	AV

Note: Measure Level (dB μ V/m) = Reading Level (dB μ V) + Factor (dB)

Factor (dB) = Cable Loss (dB) + Antenna Factor (dB/m)

Site: AC1	Time: 2017/08/11 - 02:34
Limit: FCC_Part15.209_RE(3m)	Engineer: Kevin Ker
Probe: BBHA9120D_1GHz_18GHz	Polarity: Vertical
EUT: AC220 Wi-Fi AP OD directional antenna US	Power: DC 54V
Test Mode: Transmit by 802.11b at channel 2462MHz Ant 1	

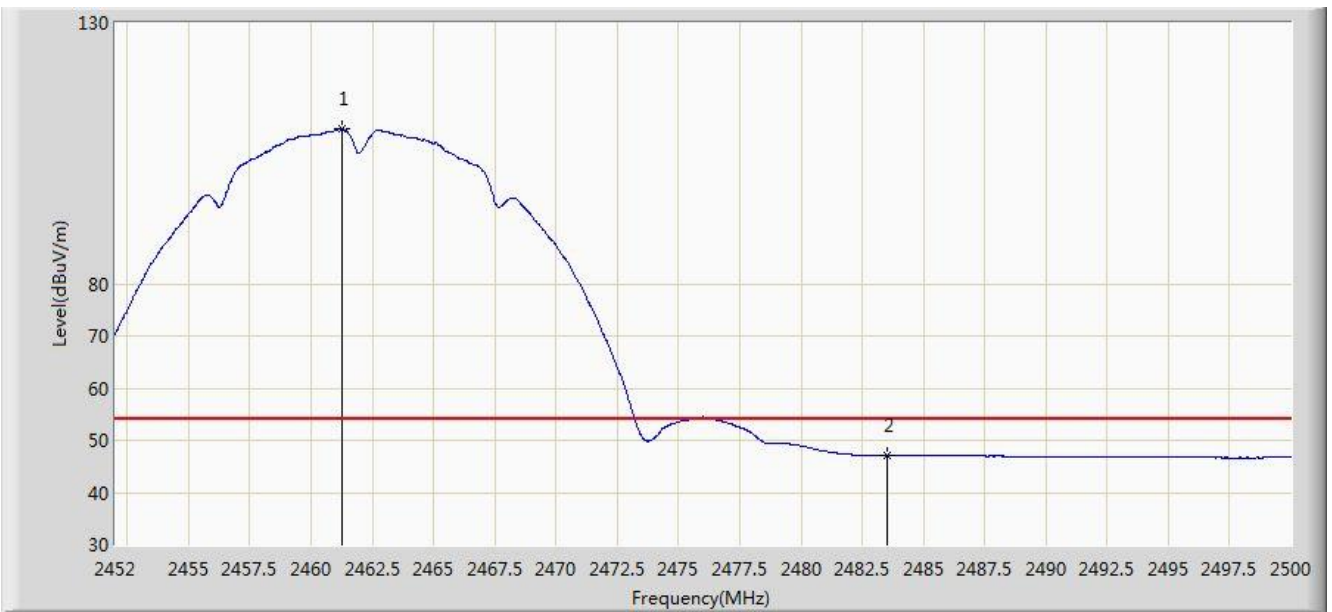


No	Flag	Mark	Frequency (MHz)	Measure Level (dBuV/m)	Reading Level (dBuV)	Margin (dB)	Limit (dBuV/m)	Factor (dB)	Type
1		*	2460.928	113.110	80.596	N/A	N/A	32.514	PK
2			2483.500	58.794	26.213	-15.206	74.000	32.580	PK
3			2488.888	60.553	27.956	-13.447	74.000	32.597	PK

Note: Measure Level (dB μ V/m) = Reading Level (dB μ V) + Factor (dB)

Factor (dB) = Cable Loss (dB) + Antenna Factor (dB/m)

Site: AC1	Time: 2017/08/11 - 02:35
Limit: FCC_Part15.209_RE(3m)	Engineer: Kevin Ker
Probe: BBHA9120D_1GHz_18GHz	Polarity: Vertical
EUT: AC220 Wi-Fi AP OD directional antenna US	Power: DC 54V
Test Mode: Transmit by 802.11b at channel 2462MHz Ant 1	

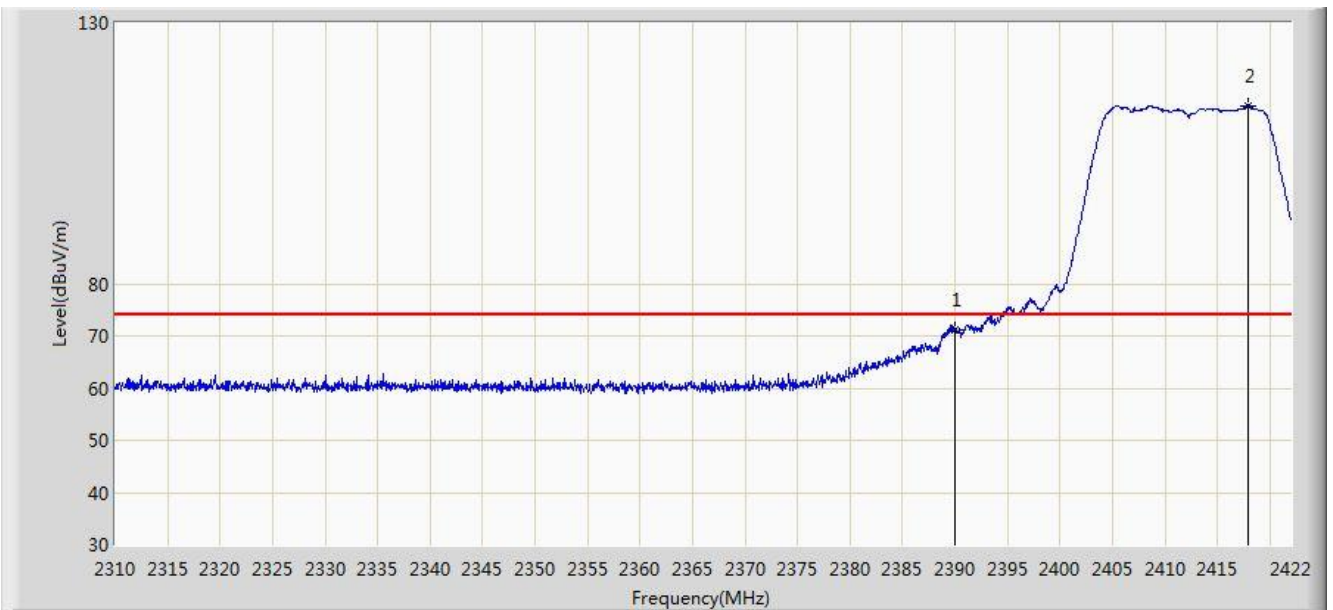


No	Flag	Mark	Frequency (MHz)	Measure Level (dBuV/m)	Reading Level (dBuV)	Margin (dB)	Limit (dBuV/m)	Factor (dB)	Type
1		*	2461.240	109.700	77.185	N/A	N/A	32.515	AV
2			2483.500	47.093	14.512	-6.907	54.000	32.580	AV

Note: Measure Level (dB μ V/m) = Reading Level (dB μ V) + Factor (dB)

Factor (dB) = Cable Loss (dB) + Antenna Factor (dB/m)

Site: AC1	Time: 2017/08/11 - 02:39
Limit: FCC_Part15.209_RE(3m)	Engineer: Kevin Ker
Probe: BBHA9120D_1GHz_18GHz	Polarity: Horizontal
EUT: AC220 Wi-Fi AP OD directional antenna US	Power: DC 54V
Test Mode: Transmit by 802.11g at channel 2412MHz Ant 1	

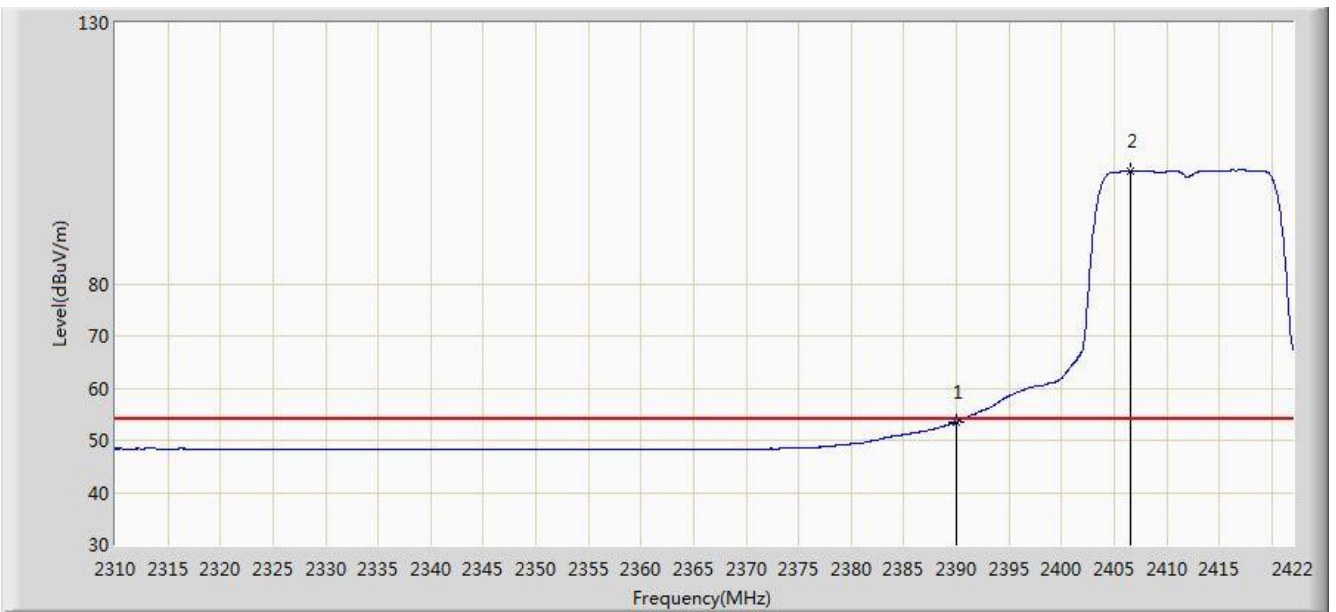


No	Flag	Mark	Frequency (MHz)	Measure Level (dBuV/m)	Reading Level (dBuV)	Margin (dB)	Limit (dBuV/m)	Factor (dB)	Type
1			2390.000	71.155	38.601	-2.845	74.000	32.554	PK
2		*	2417.912	114.113	81.594	N/A	N/A	32.518	PK

Note: Measure Level (dB μ V/m) = Reading Level (dB μ V) + Factor (dB)

Factor (dB) = Cable Loss (dB) + Antenna Factor (dB/m)

Site: AC1	Time: 2017/08/11 - 02:37
Limit: FCC_Part15.209_RE(3m)	Engineer: Kevin Ker
Probe: BBHA9120D_1GHz_18GHz	Polarity: Horizontal
EUT: AC220 Wi-Fi AP OD directional antenna US	Power: DC 54V
Test Mode: Transmit by 802.11g at channel 2412MHz Ant 1	

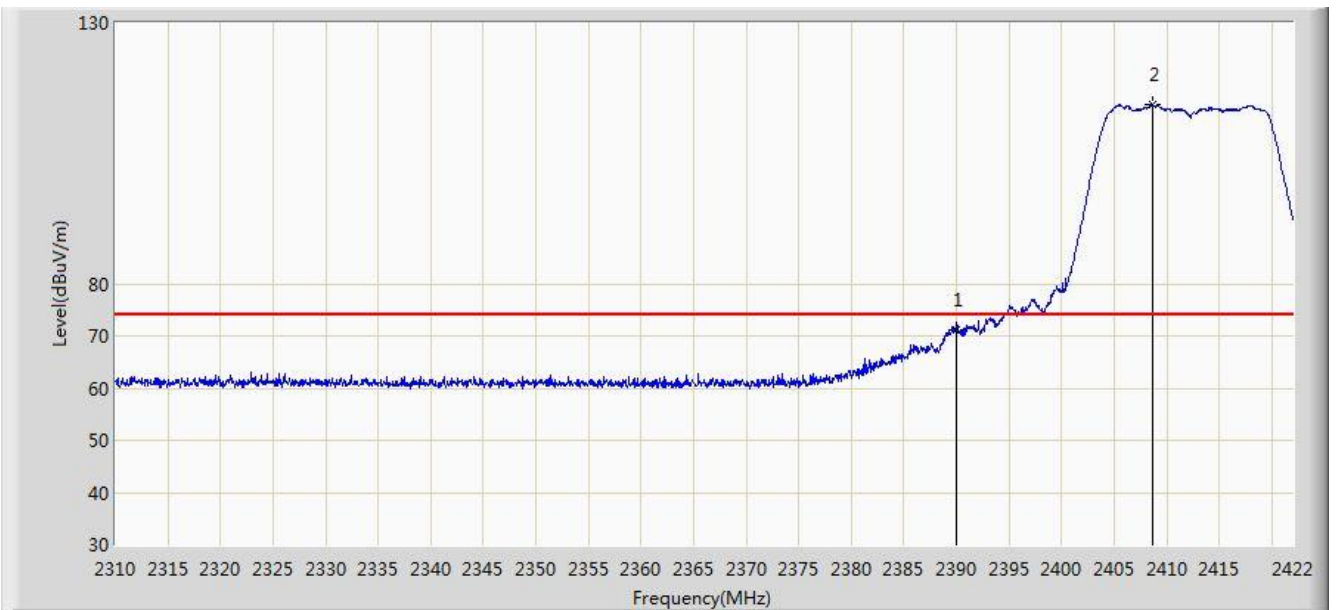


No	Flag	Mark	Frequency (MHz)	Measure Level (dBuV/m)	Reading Level (dBuV)	Margin (dB)	Limit (dBuV/m)	Factor (dB)	Type
1			2390.000	53.552	20.998	-0.448	54.000	32.554	AV
2		*	2406.600	101.494	68.961	N/A	N/A	32.533	AV

Note: Measure Level (dB μ V/m) = Reading Level (dB μ V) + Factor (dB)

Factor (dB) = Cable Loss (dB) + Antenna Factor (dB/m)

Site: AC1	Time: 2017/08/11 - 02:39
Limit: FCC_Part15.209_RE(3m)	Engineer: Kevin Ker
Probe: BBHA9120D_1GHz_18GHz	Polarity: Vertical
EUT: AC220 Wi-Fi AP OD directional antenna US	Power: DC 54V
Test Mode: Transmit by 802.11g at channel 2412MHz Ant 1	

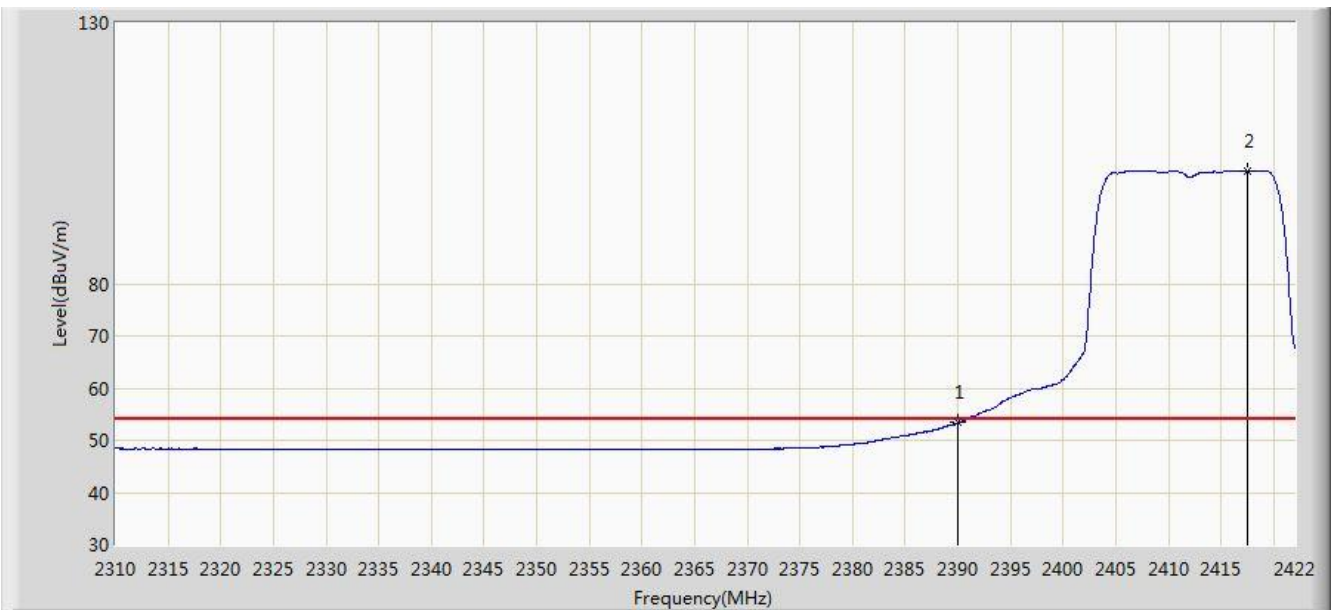


No	Flag	Mark	Frequency (MHz)	Measure Level (dBuV/m)	Reading Level (dBuV)	Margin (dB)	Limit (dBuV/m)	Factor (dB)	Type
1			2390.000	71.197	38.643	-2.803	74.000	32.554	PK
2		*	2408.728	114.255	81.725	N/A	N/A	32.530	PK

Note: Measure Level (dB μ V/m) = Reading Level (dB μ V) + Factor (dB)

Factor (dB) = Cable Loss (dB) + Antenna Factor (dB/m)

Site: AC1	Time: 2017/08/11 - 02:41
Limit: FCC_Part15.209_RE(3m)	Engineer: Kevin Ker
Probe: BBHA9120D_1GHz_18GHz	Polarity: Vertical
EUT: AC220 Wi-Fi AP OD directional antenna US	Power: DC 54V
Test Mode: Transmit by 802.11g at channel 2412MHz Ant 1	



No	Flag	Mark	Frequency (MHz)	Measure Level (dBuV/m)	Reading Level (dBuV)	Margin (dB)	Limit (dBuV/m)	Factor (dB)	Type
1			2390.000	53.357	20.803	-0.643	54.000	32.554	AV
2		*	2417.576	101.631	69.112	N/A	N/A	32.519	AV

Note: Measure Level (dB μ V/m) = Reading Level (dB μ V) + Factor (dB)

Factor (dB) = Cable Loss (dB) + Antenna Factor (dB/m)

Site: AC1	Time: 2017/08/11 - 02:47
Limit: FCC_Part15.209_RE(3m)	Engineer: Kevin Ker
Probe: BBHA9120D_1GHz_18GHz	Polarity: Horizontal
EUT: AC220 Wi-Fi AP OD directional antenna US	Power: DC 54V
Test Mode: Transmit by 802.11g at channel 2462MHz Ant 1	

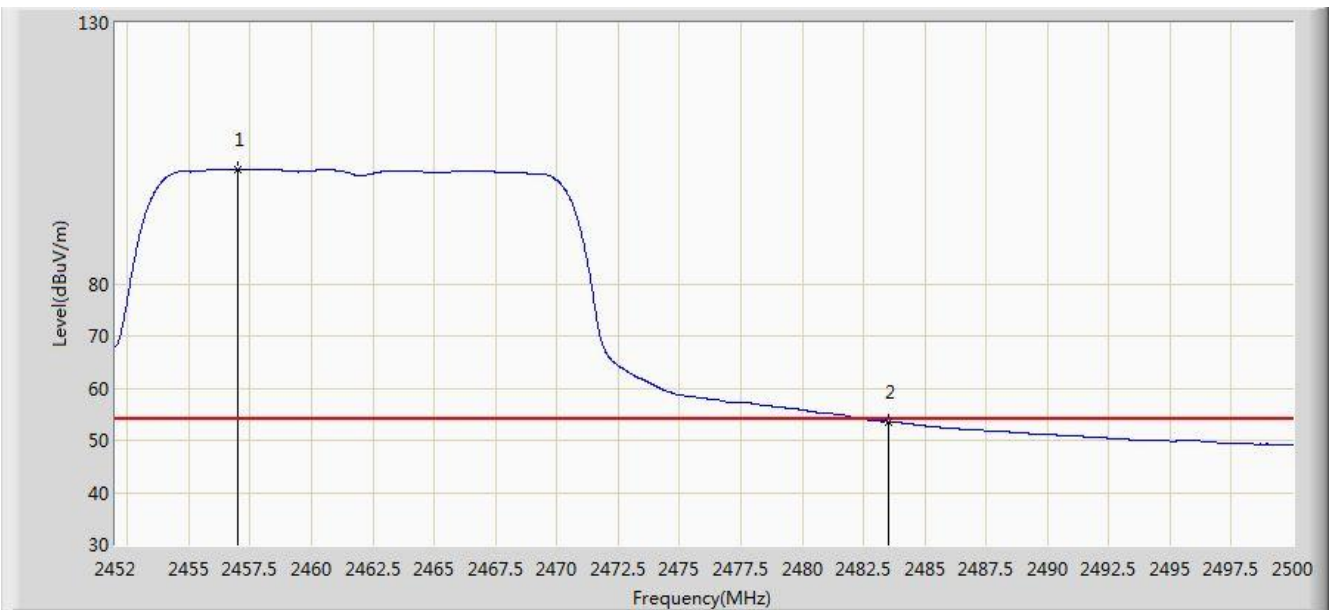


No	Flag	Mark	Frequency (MHz)	Measure Level (dBuV/m)	Reading Level (dBuV)	Margin (dB)	Limit (dBuV/m)	Factor (dB)	Type
1		*	2458.552	114.696	82.186	N/A	N/A	32.510	PK
2			2483.500	71.927	39.346	-2.073	74.000	32.580	PK

Note: Measure Level (dBuV/m) = Reading Level (dBuV) + Factor (dB)

Factor (dB) = Cable Loss (dB) + Antenna Factor (dB/m)

Site: AC1	Time: 2017/08/11 - 02:44
Limit: FCC_Part15.209_RE(3m)	Engineer: Kevin Ker
Probe: BBHA9120D_1GHz_18GHz	Polarity: Horizontal
EUT: AC220 Wi-Fi AP OD directional antenna US	Power: DC 54V
Test Mode: Transmit by 802.11g at channel 2462MHz Ant 1	

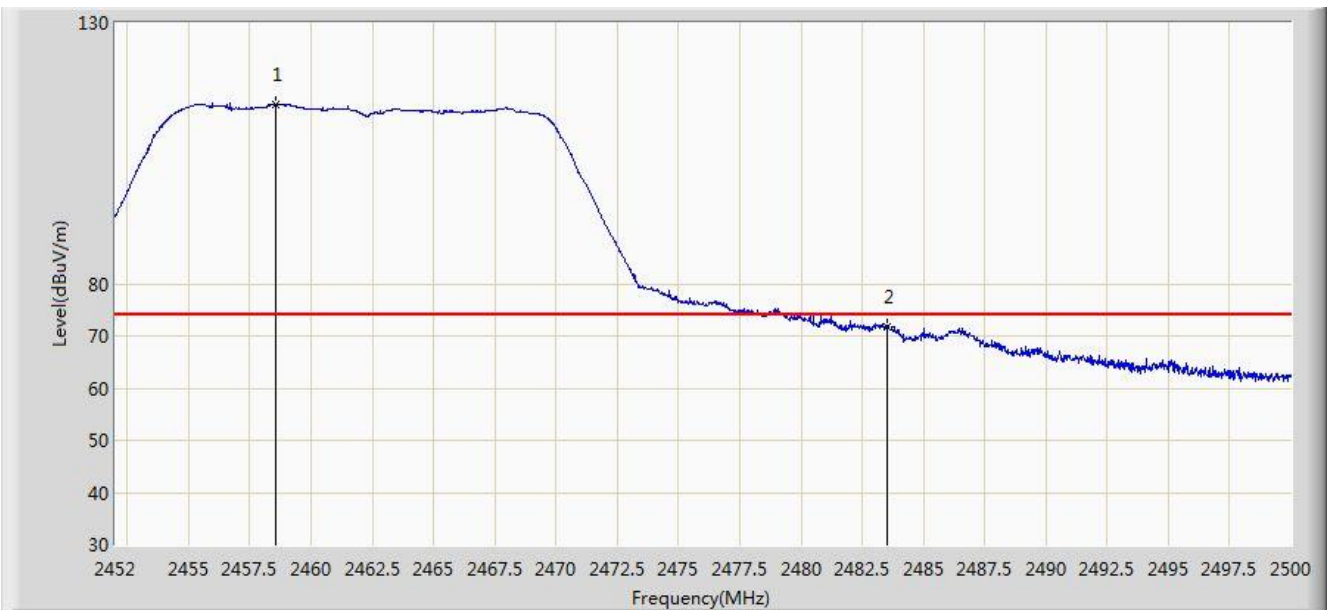


No	Flag	Mark	Frequency (MHz)	Measure Level (dBuV/m)	Reading Level (dBuV)	Margin (dB)	Limit (dBuV/m)	Factor (dB)	Type
1		*	2456.968	101.846	69.339	N/A	N/A	32.507	AV
2			2483.500	53.589	21.008	-0.411	54.000	32.580	AV

Note: Measure Level (dB μ V/m) = Reading Level (dB μ V) + Factor (dB)

Factor (dB) = Cable Loss (dB) + Antenna Factor (dB/m)

Site: AC1	Time: 2017/08/11 - 02:48
Limit: FCC_Part15.209_RE(3m)	Engineer: Kevin Ker
Probe: BBHA9120D_1GHz_18GHz	Polarity: Vertical
EUT: AC220 Wi-Fi AP OD directional antenna US	Power: DC 54V
Test Mode: Transmit by 802.11g at channel 2462MHz Ant 1	

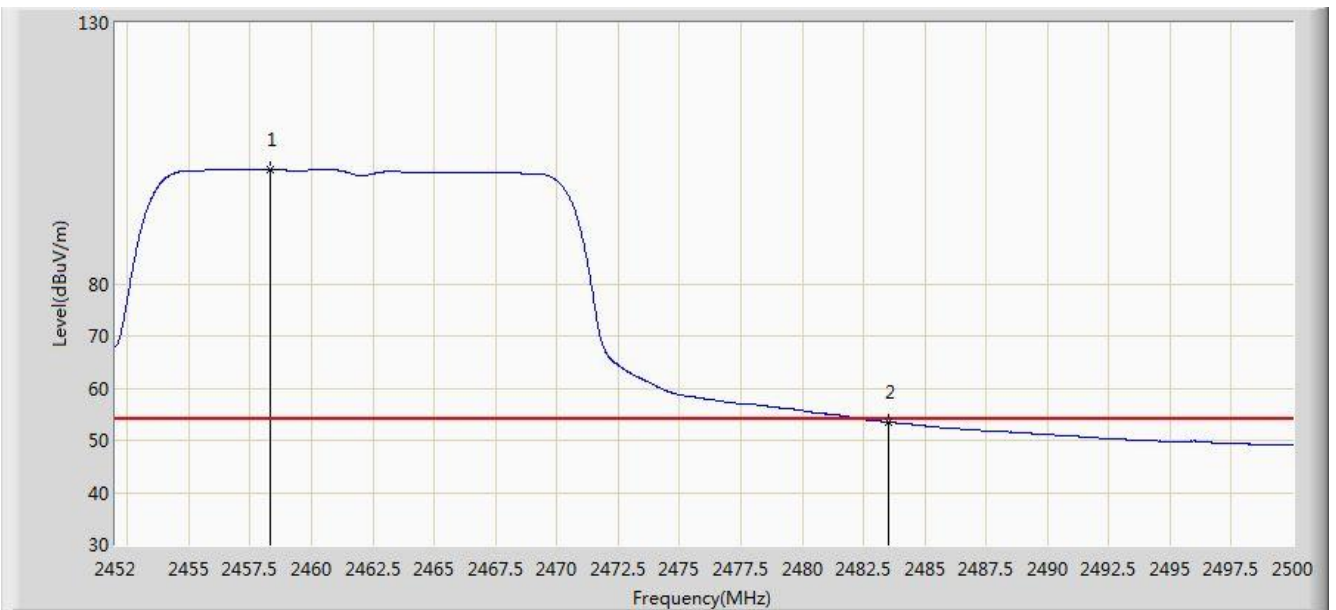


No	Flag	Mark	Frequency (MHz)	Measure Level (dBuV/m)	Reading Level (dBuV)	Margin (dB)	Limit (dBuV/m)	Factor (dB)	Type
1		*	2458.552	114.386	81.876	N/A	N/A	32.510	PK
2			2483.500	71.661	39.080	-2.339	74.000	32.580	PK

Note: Measure Level (dBuV/m) = Reading Level (dBuV) + Factor (dB)

Factor (dB) = Cable Loss (dB) + Antenna Factor (dB/m)

Site: AC1	Time: 2017/08/11 - 02:51
Limit: FCC_Part15.209_RE(3m)	Engineer: Kevin Ker
Probe: BBHA9120D_1GHz_18GHz	Polarity: Vertical
EUT: AC220 Wi-Fi AP OD directional antenna US	Power: DC 54V
Test Mode: Transmit by 802.11g at channel 2462MHz Ant 1	

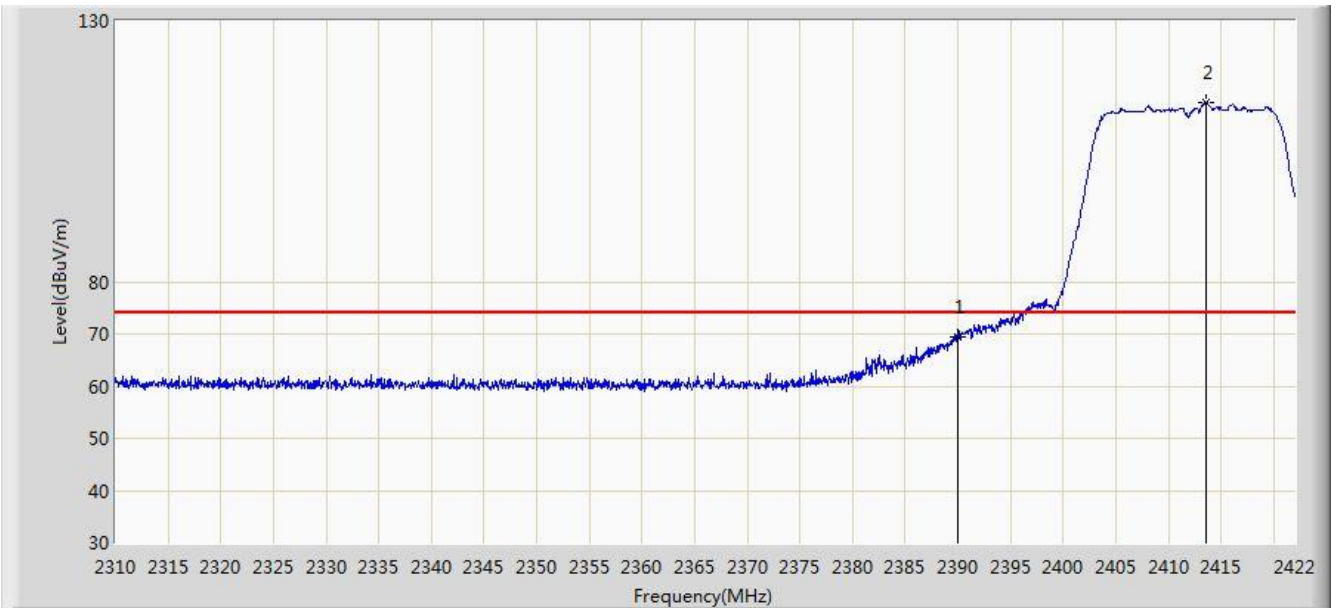


No	Flag	Mark	Frequency (MHz)	Measure Level (dBuV/m)	Reading Level (dBuV)	Margin (dB)	Limit (dBuV/m)	Factor (dB)	Type
1		*	2458.312	101.938	69.428	N/A	N/A	32.510	AV
2			2483.500	53.525	20.944	-0.475	54.000	32.580	AV

Note: Measure Level (dB μ V/m) = Reading Level (dB μ V) + Factor (dB)

Factor (dB) = Cable Loss (dB) + Antenna Factor (dB/m)

Site: AC1	Time: 2017/08/11 - 02:56
Limit: FCC_Part15.209_RE(3m)	Engineer: Kevin Ker
Probe: BBHA9120D_1GHz_18GHz	Polarity: Horizontal
EUT: AC220 Wi-Fi AP OD directional antenna US	Power: DC 54V
Test Mode: Transmit by 802.11n-HT20 at channel 2412MHz Ant 1	

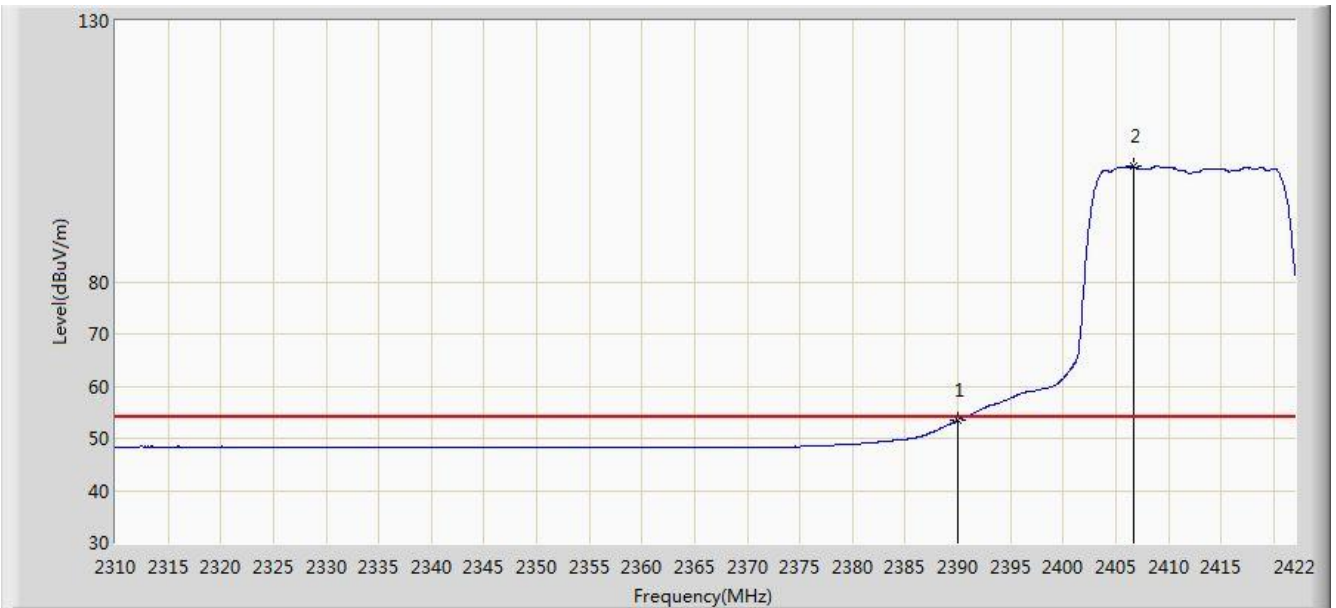


No	Flag	Mark	Frequency (MHz)	Measure Level (dBuV/m)	Reading Level (dBuV)	Margin (dB)	Limit (dBuV/m)	Factor (dB)	Type
1			2390.000	69.367	36.813	-4.633	74.000	32.554	PK
2		*	2413.600	114.379	81.855	N/A	N/A	32.524	PK

Note: Measure Level (dB μ V/m) = Reading Level (dB μ V) + Factor (dB)

Factor (dB) = Cable Loss (dB) + Antenna Factor (dB/m)

Site: AC1	Time: 2017/08/11 - 02:55
Limit: FCC_Part15.209_RE(3m)	Engineer: Kevin Ker
Probe: BBHA9120D_1GHz_18GHz	Polarity: Horizontal
EUT: AC220 Wi-Fi AP OD directional antenna US	Power: DC 54V
Test Mode: Transmit by 802.11n-HT20 at channel 2412MHz Ant 1	

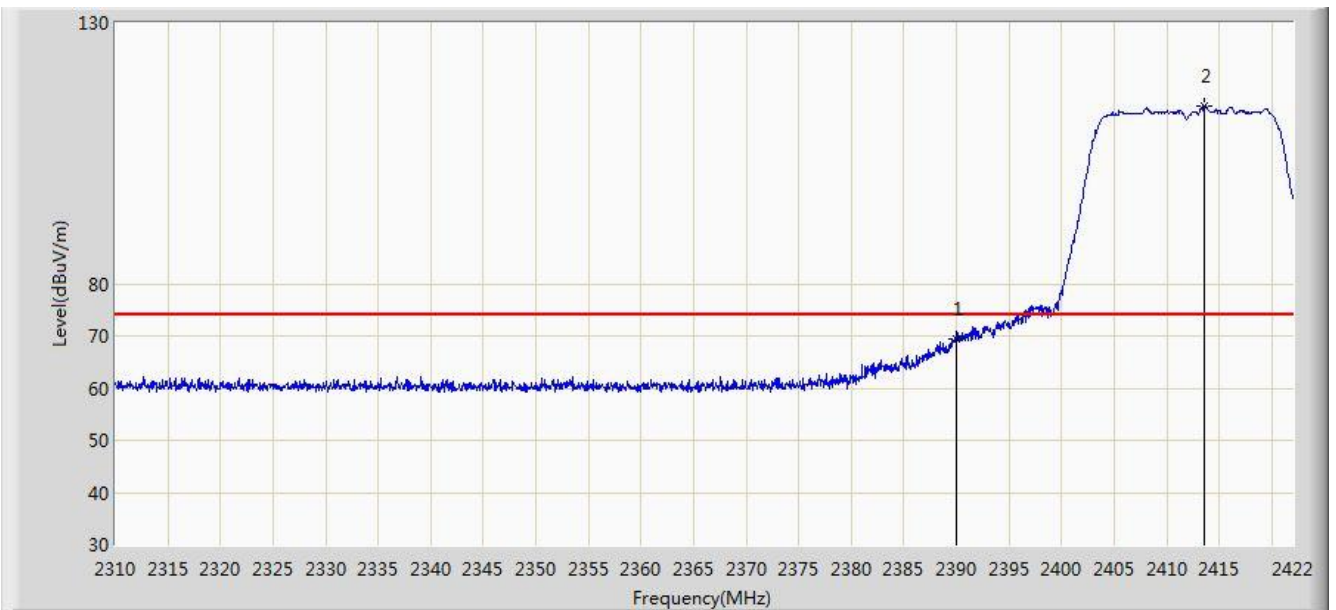


No	Flag	Mark	Frequency (MHz)	Measure Level (dBuV/m)	Reading Level (dBuV)	Margin (dB)	Limit (dBuV/m)	Factor (dB)	Type
1			2390.000	53.574	21.020	-0.426	54.000	32.554	AV
2		*	2406.768	102.064	69.532	N/A	N/A	32.532	AV

Note: Measure Level (dB μ V/m) = Reading Level (dB μ V) + Factor (dB)

Factor (dB) = Cable Loss (dB) + Antenna Factor (dB/m)

Site: AC1	Time: 2017/08/11 - 02:57
Limit: FCC_Part15.209_RE(3m)	Engineer: Kevin Ker
Probe: BBHA9120D_1GHz_18GHz	Polarity: Vertical
EUT: AC220 Wi-Fi AP OD directional antenna US	Power: DC 54V
Test Mode: Transmit by 802.11n-HT20 at channel 2412MHz Ant 1	

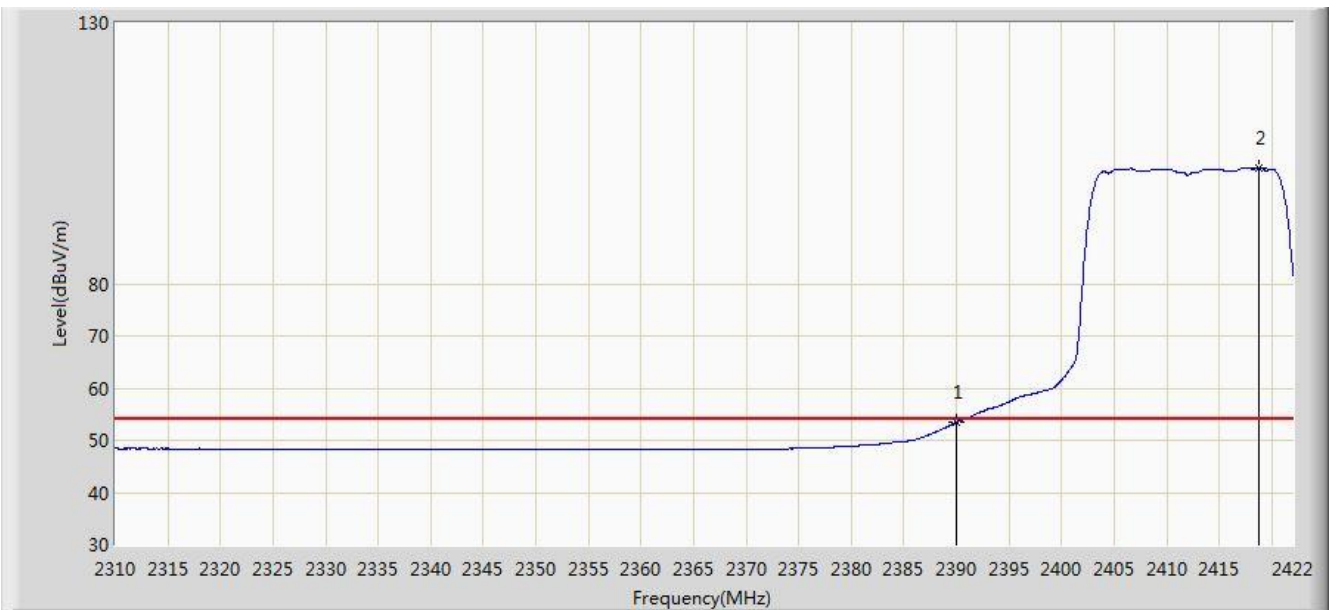


No	Flag	Mark	Frequency (MHz)	Measure Level (dBuV/m)	Reading Level (dBuV)	Margin (dB)	Limit (dBuV/m)	Factor (dB)	Type
1			2390.000	69.513	36.959	-4.487	74.000	32.554	PK
2		*	2413.600	114.131	81.607	N/A	N/A	32.524	PK

Note: Measure Level (dB μ V/m) = Reading Level (dB μ V) + Factor (dB)

Factor (dB) = Cable Loss (dB) + Antenna Factor (dB/m)

Site: AC1	Time: 2017/08/11 - 02:58
Limit: FCC_Part15.209_RE(3m)	Engineer: Kevin Ker
Probe: BBHA9120D_1GHz_18GHz	Polarity: Vertical
EUT: AC220 Wi-Fi AP OD directional antenna US	Power: DC 54V
Test Mode: Transmit by 802.11n-HT20 at channel 2412MHz Ant 1	

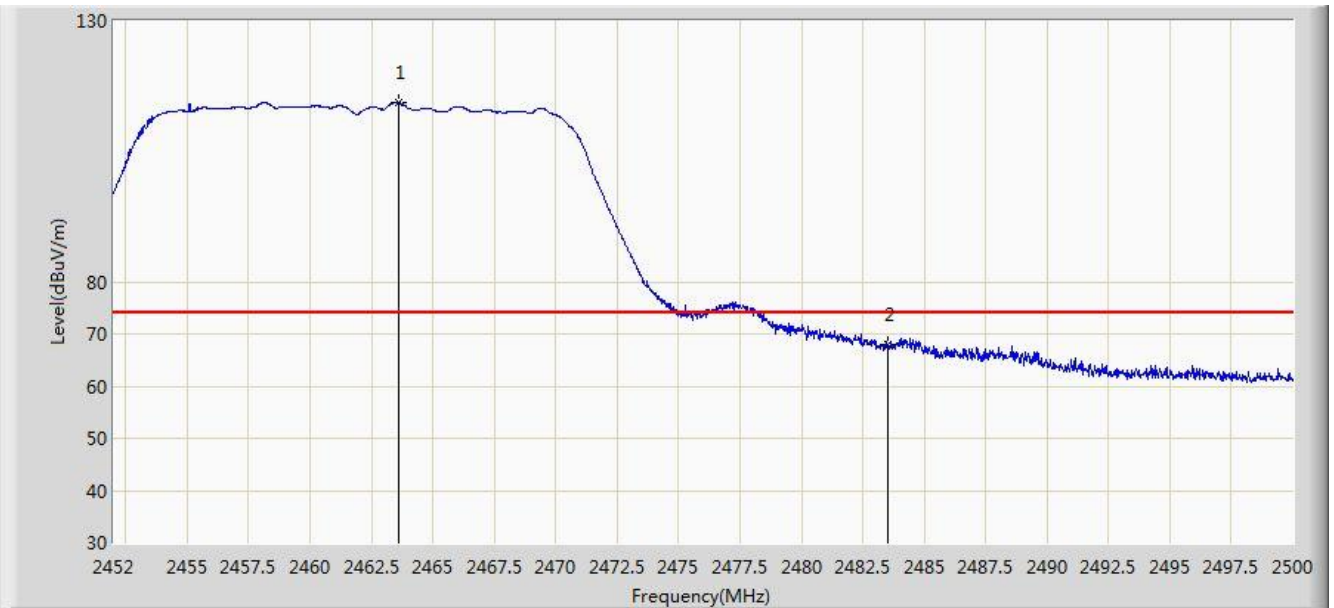


No	Flag	Mark	Frequency (MHz)	Measure Level (dBuV/m)	Reading Level (dBuV)	Margin (dB)	Limit (dBuV/m)	Factor (dB)	Type
1			2390.000	53.471	20.917	-0.529	54.000	32.554	AV
2		*	2418.808	102.195	69.678	N/A	N/A	32.517	AV

Note: Measure Level (dB μ V/m) = Reading Level (dB μ V) + Factor (dB)

Factor (dB) = Cable Loss (dB) + Antenna Factor (dB/m)

Site: AC1	Time: 2017/08/11 - 03:03
Limit: FCC_Part15.209_RE(3m)	Engineer: Kevin Ker
Probe: BBHA9120D_1GHz_18GHz	Polarity: Horizontal
EUT: AC220 Wi-Fi AP OD directional antenna US	Power: DC 54V
Test Mode: Transmit by 802.11n-HT20 at channel 2462MHz Ant 1	

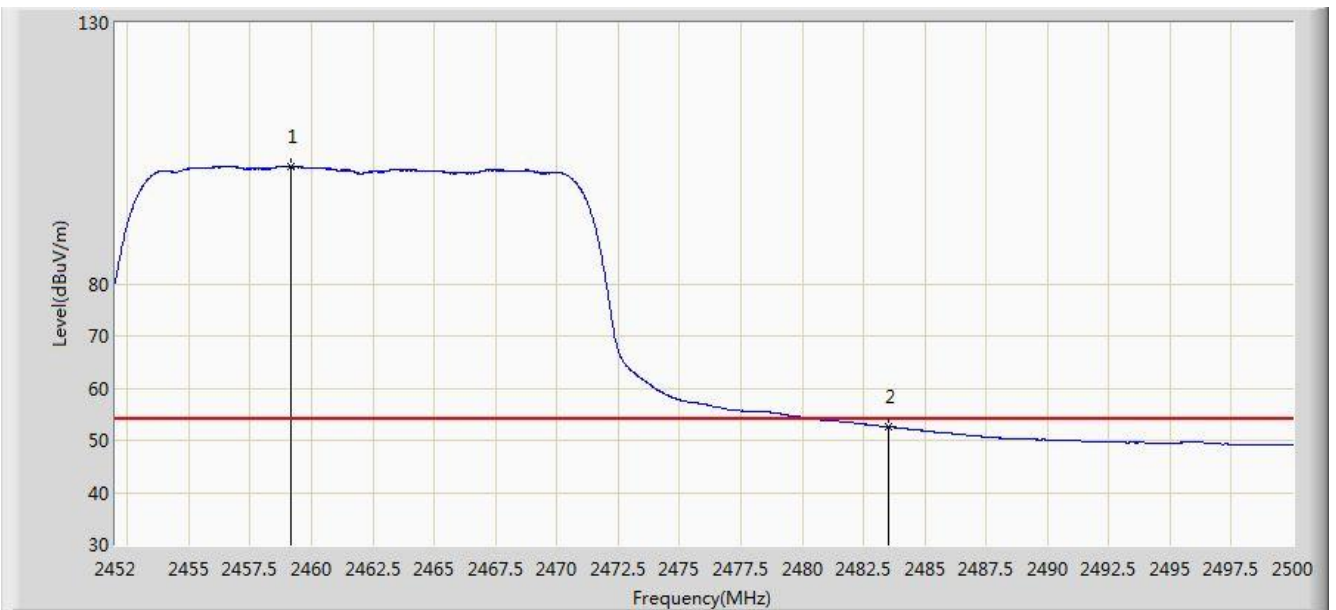


No	Flag	Mark	Frequency (MHz)	Measure Level (dBuV/m)	Reading Level (dBuV)	Margin (dB)	Limit (dBuV/m)	Factor (dB)	Type
1		*	2463.616	114.321	81.800	N/A	N/A	32.521	PK
2			2483.500	67.878	35.297	-6.122	74.000	32.580	PK

Note: Measure Level (dBμV/m) = Reading Level (dBμV) + Factor (dB)

Factor (dB) = Cable Loss (dB) + Antenna Factor (dB/m)

Site: AC1	Time: 2017/08/11 - 03:03
Limit: FCC_Part15.209_RE(3m)	Engineer: Kevin Ker
Probe: BBHA9120D_1GHz_18GHz	Polarity: Horizontal
EUT: AC220 Wi-Fi AP OD directional antenna US	Power: DC 54V
Test Mode: Transmit by 802.11n-HT20 at channel 2462MHz Ant 1	

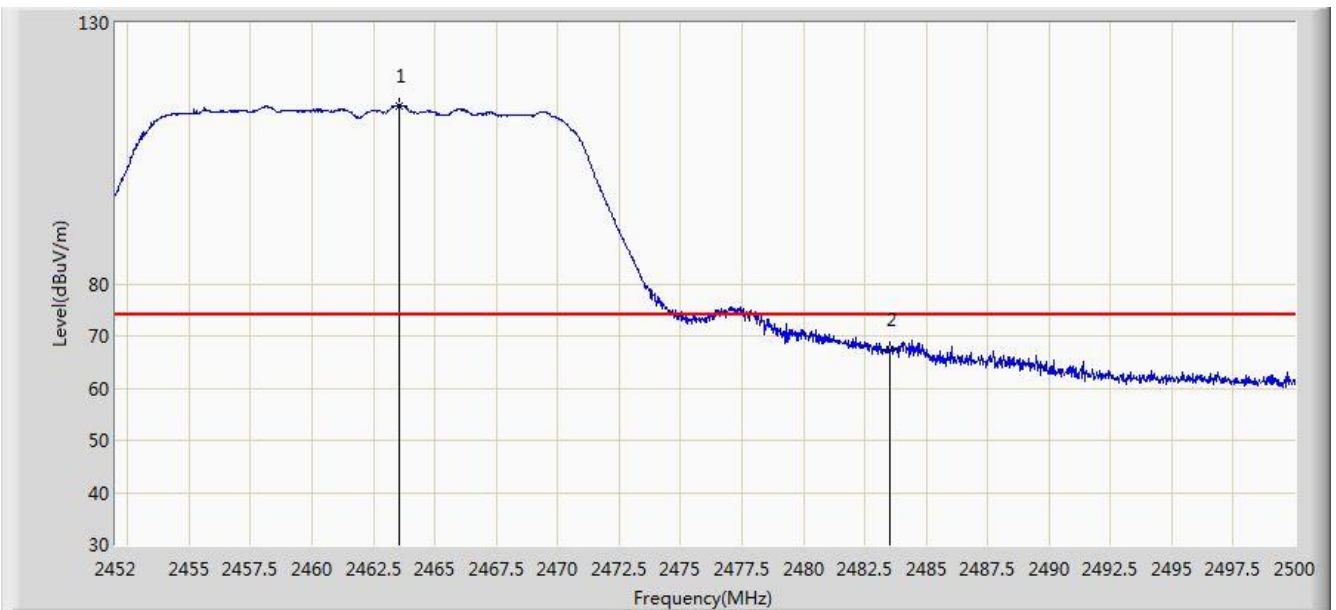


No	Flag	Mark	Frequency (MHz)	Measure Level (dBuV/m)	Reading Level (dBuV)	Margin (dB)	Limit (dBuV/m)	Factor (dB)	Type
1		*	2459.152	102.437	69.926	N/A	N/A	32.511	AV
2			2483.500	52.635	20.054	-1.365	54.000	32.580	AV

Note: Measure Level (dB μ V/m) = Reading Level (dB μ V) + Factor (dB)

Factor (dB) = Cable Loss (dB) + Antenna Factor (dB/m)

Site: AC1	Time: 2017/08/11 - 03:04
Limit: FCC_Part15.209_RE(3m)	Engineer: Kevin Ker
Probe: BBHA9120D_1GHz_18GHz	Polarity: Vertical
EUT: AC220 Wi-Fi AP OD directional antenna US	Power: DC 54V
Test Mode: Transmit by 802.11n-HT20 at channel 2462MHz Ant 1	



No	Flag	Mark	Frequency (MHz)	Measure Level (dBuV/m)	Reading Level (dBuV)	Margin (dB)	Limit (dBuV/m)	Factor (dB)	Type
1		*	2463.544	114.192	81.671	N/A	N/A	32.521	PK
2			2483.500	67.395	34.814	-6.605	74.000	32.580	PK

Note: Measure Level (dB μ V/m) = Reading Level (dB μ V) + Factor (dB)

Factor (dB) = Cable Loss (dB) + Antenna Factor (dB/m)