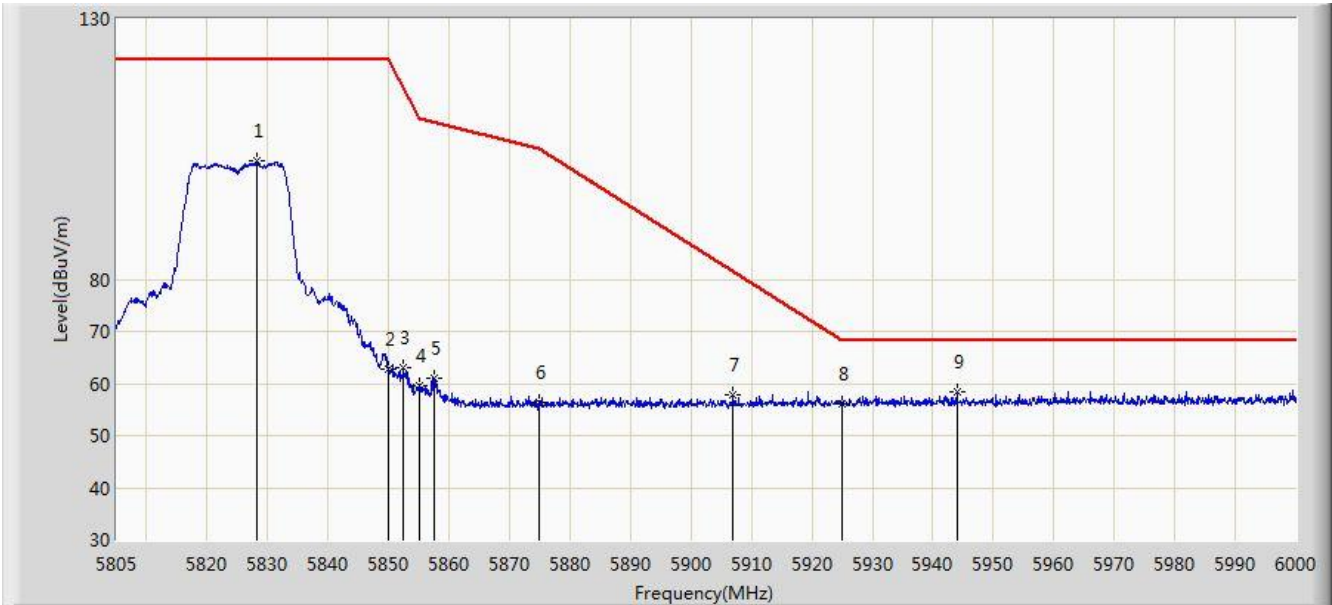


Site: AC1	Time: 2017/07/21 - 20:08
Limit: FCC_Part15.407_RE(3m)	Engineer: Kevin Ker
Probe: BBHA9120D_1GHz_18GHz	Polarity: Vertical
EUT: AC220 Wi-Fi AP OD small omni antenna US	Power: DC 54V
Test Mode: Transmit by 802.11a at Channel 5825MHz Ant 2	

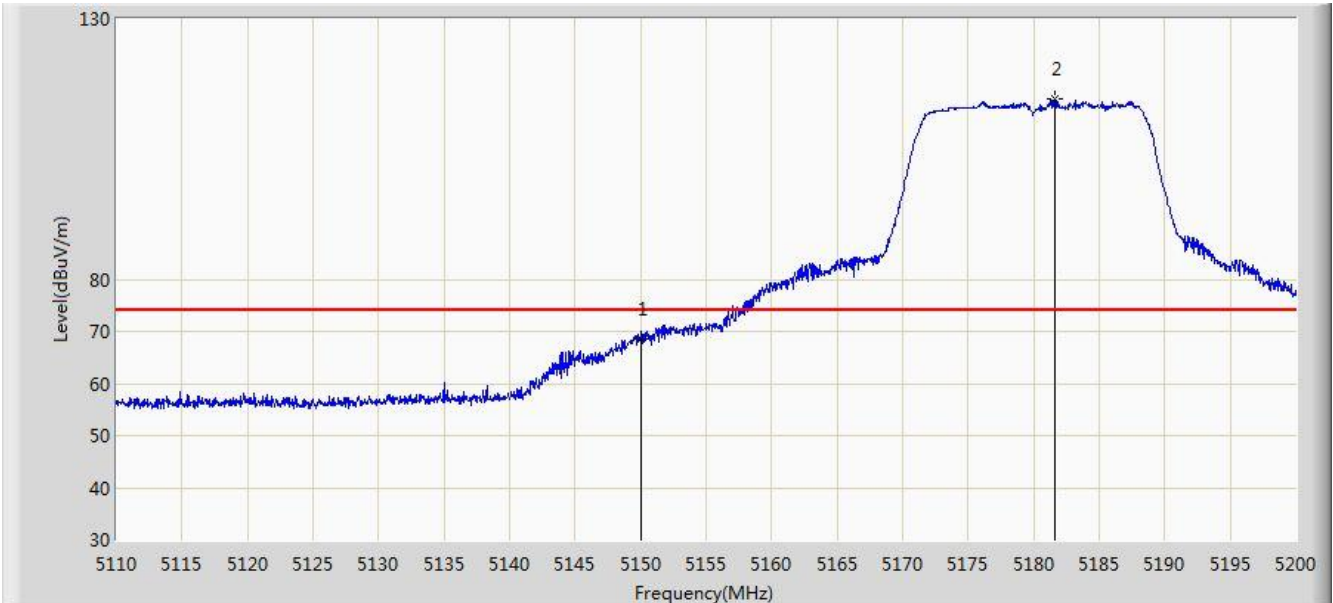


No	Flag	Mark	Frequency (MHz)	Measure Level (dBuV/m)	Reading Level (dBuV)	Margin (dB)	Limit (dBuV/m)	Factor (dB)	Type
1			5828.205	102.624	97.017	N/A	N/A	5.607	PK
2			5850.000	62.806	57.080	-59.394	122.200	5.726	PK
3			5852.482	62.958	57.222	-53.582	116.540	5.736	PK
4			5855.000	59.601	53.855	-51.199	110.800	5.746	PK
5			5857.650	61.038	55.281	-49.019	110.057	5.757	PK
6			5875.000	56.499	50.679	-48.701	105.200	5.820	PK
7			5906.985	57.816	51.894	-27.395	85.211	5.922	PK
8			5925.000	55.991	50.025	-12.209	68.200	5.967	PK
9		*	5943.937	58.316	52.303	-9.884	68.200	6.012	PK

Note: Measure Level (dBuV/m) = Reading Level (dBuV) + Factor (dB)

Factor (dB) = Cable Loss (dB) + Antenna Factor (dB) (dB/m) - Pre_Amplifier Gain (dB)

Site: AC1	Time: 2017/07/21 - 08:56
Limit: FCC_Part15.209_RE(3m)	Engineer: Kevin Ker
Probe: BBHA9120D_1GHz_18GHz	Polarity: Horizontal
EUT: AC220 Wi-Fi AP OD small omni antenna US	Power: DC 54V
Test Mode: Transmit by 802.11n-HT20 at Channel 5180MHz Ant 2	

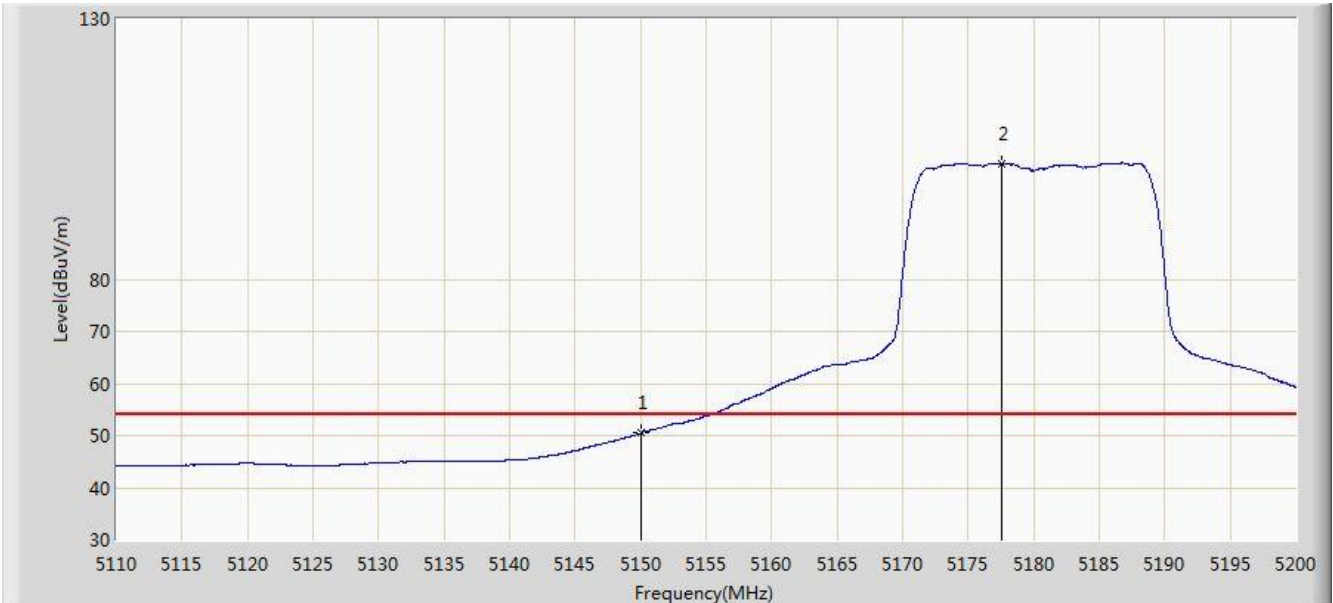


No	Flag	Mark	Frequency (MHz)	Measure Level (dBuV/m)	Reading Level (dBuV)	Margin (dB)	Limit (dBuV/m)	Factor (dB)	Type
1			5150.000	68.590	64.421	-5.410	74.000	4.170	PK
2		*	5181.595	114.681	110.618	N/A	N/A	4.063	PK

Note: Measure Level (dB μ V/m) = Reading Level (dB μ V) + Factor (dB)

Factor (dB) = Cable Loss (dB) + Antenna Factor (dB) (dB/m) - Pre_Amplifier Gain (dB)

Site: AC1	Time: 2017/07/21 - 08:56
Limit: FCC_Part15.209_RE(3m)	Engineer: Kevin Ker
Probe: BBHA9120D_1GHz_18GHz	Polarity: Horizontal
EUT: AC220 Wi-Fi AP OD small omni antenna US	Power: DC 54V
Test Mode: Transmit by 802.11n-HT20 at Channel 5180MHz Ant 2	

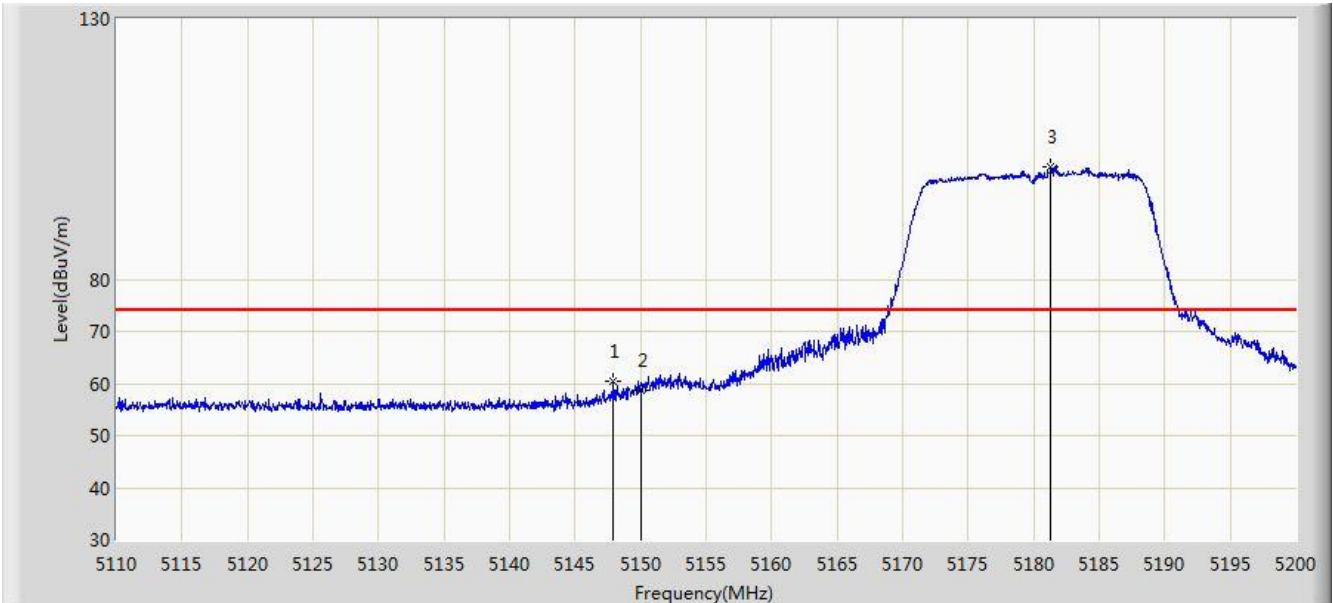


No	Flag	Mark	Frequency (MHz)	Measure Level (dBuV/m)	Reading Level (dBuV)	Margin (dB)	Limit (dBuV/m)	Factor (dB)	Type
1			5150.000	50.475	46.306	-3.525	54.000	4.170	AV
2		*	5177.590	102.228	98.151	N/A	N/A	4.077	AV

Note: Measure Level (dB μ V/m) = Reading Level (dB μ V) + Factor (dB)

Factor (dB) = Cable Loss (dB) + Antenna Factor (dB) (dB/m) - Pre_Amplifier Gain (dB)

Site: AC1	Time: 2017/07/21 - 08:57
Limit: FCC_Part15.209_RE(3m)	Engineer: Kevin Ker
Probe: BBHA9120D_1GHz_18GHz	Polarity: Vertical
EUT: AC220 Wi-Fi AP OD small omni antenna US	Power: DC 54V
Test Mode: Transmit by 802.11n-HT20 at Channel 5180MHz Ant 2	

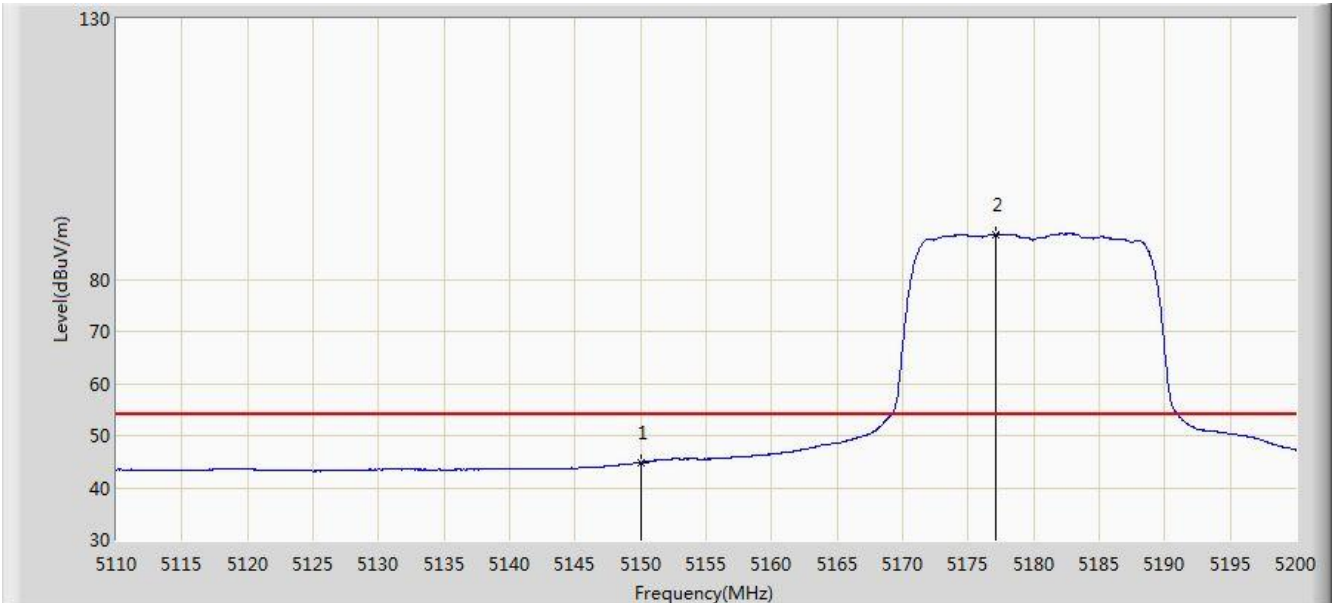


No	Flag	Mark	Frequency (MHz)	Measure Level (dBuV/m)	Reading Level (dBuV)	Margin (dB)	Limit (dBuV/m)	Factor (dB)	Type
1			5147.935	60.292	56.116	-13.708	74.000	4.176	PK
2			5150.000	58.812	54.643	-15.188	74.000	4.170	PK
3		*	5181.325	101.680	97.616	N/A	N/A	4.064	PK

Note: Measure Level (dB μ V/m) = Reading Level (dB μ V) + Factor (dB)

Factor (dB) = Cable Loss (dB) + Antenna Factor (dB) (dB/m) - Pre_Amplifier Gain (dB)

Site: AC1	Time: 2017/07/21 - 08:58
Limit: FCC_Part15.209_RE(3m)	Engineer: Kevin Ker
Probe: BBHA9120D_1GHz_18GHz	Polarity: Vertical
EUT: AC220 Wi-Fi AP OD small omni antenna US	Power: DC 54V
Test Mode: Transmit by 802.11n-HT20 at Channel 5180MHz Ant 2	

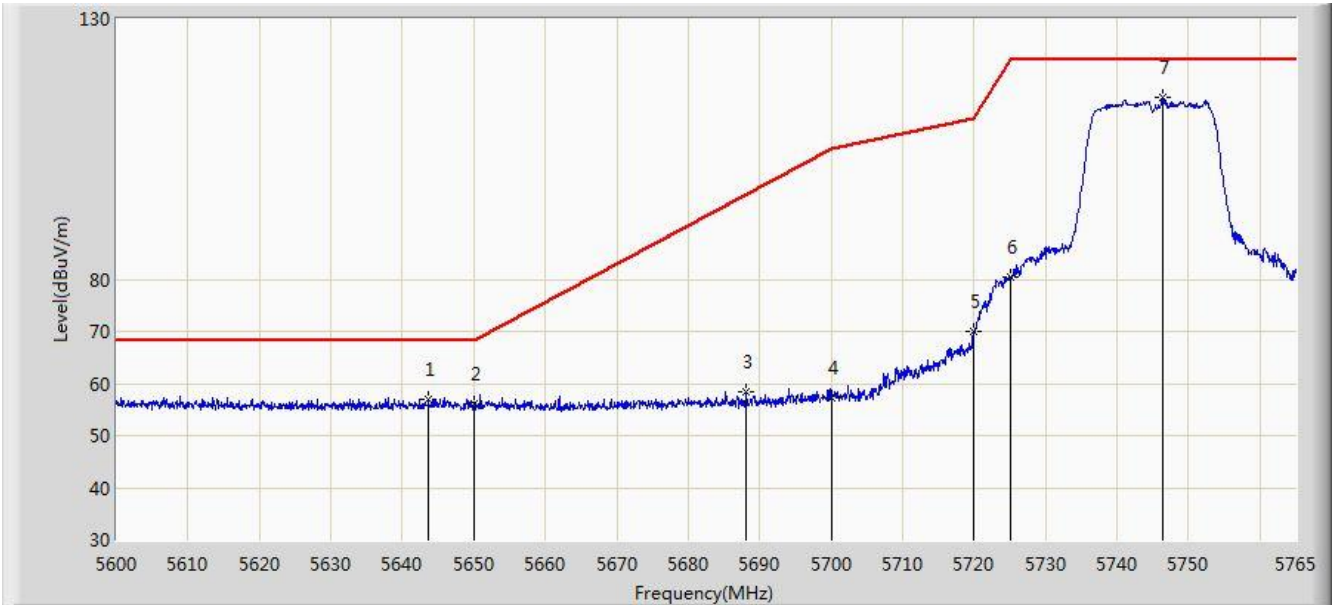


No	Flag	Mark	Frequency (MHz)	Measure Level (dBuV/m)	Reading Level (dBuV)	Margin (dB)	Limit (dBuV/m)	Factor (dB)	Type
1			5150.000	44.843	40.674	-9.157	54.000	4.170	AV
2		*	5177.140	88.686	84.607	N/A	N/A	4.080	AV

Note: Measure Level (dB μ V/m) = Reading Level (dB μ V) + Factor (dB)

Factor (dB) = Cable Loss (dB) + Antenna Factor (dB) (dB/m) - Pre_Amplifier Gain (dB)

Site: AC1	Time: 2017/07/21 - 20:15
Limit: FCC_Part15.407_RE(3m)	Engineer: Kevin Ker
Probe: BBHA9120D_1GHz_18GHz	Polarity: Horizontal
EUT: AC220 Wi-Fi AP OD small omni antenna US	Power: DC 54V
Test Mode: Transmit by 802.11n-HT20 at Channel 5745MHz Ant 2	

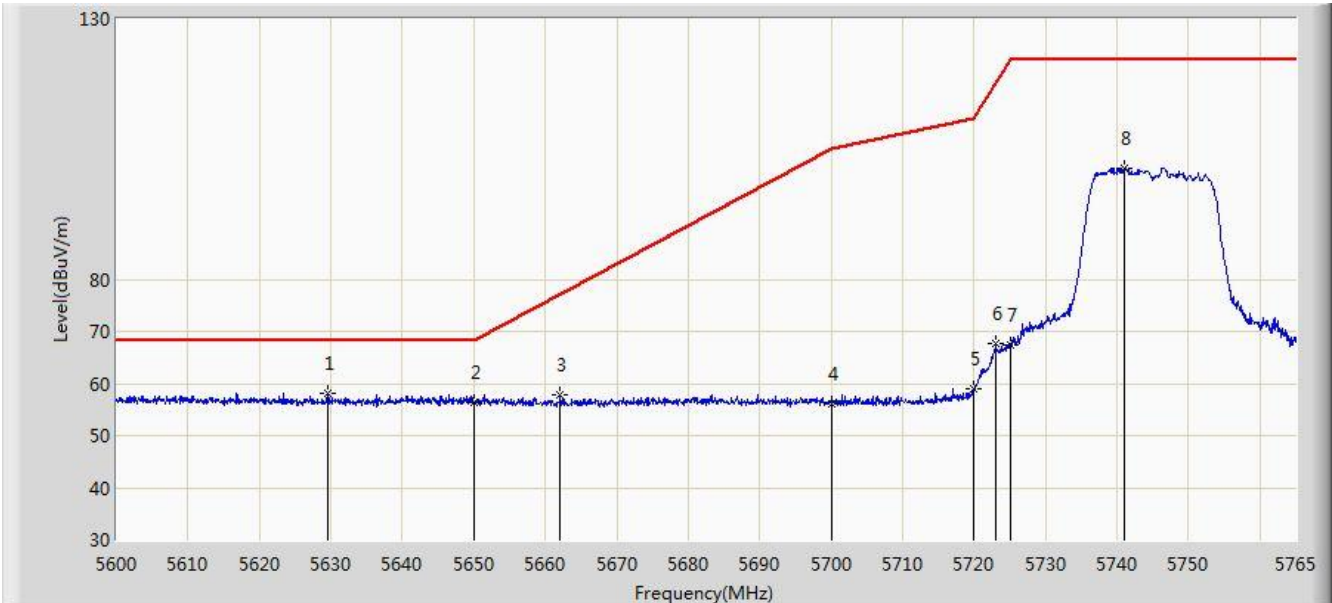


No	Flag	Mark	Frequency (MHz)	Measure Level (dBuV/m)	Reading Level (dBuV)	Margin (dB)	Limit (dBuV/m)	Factor (dB)	Type
1			5643.643	56.910	52.260	-11.290	68.200	4.649	PK
2			5650.000	56.224	51.553	-11.976	68.200	4.671	PK
3			5688.110	58.319	53.499	-39.487	97.806	4.820	PK
4			5700.000	57.277	52.399	-47.923	105.200	4.878	PK
5			5720.000	69.869	64.872	-40.931	110.800	4.997	PK
6			5725.000	80.391	75.362	-41.809	122.200	5.029	PK
7		*	5746.355	114.864	109.701	N/A	N/A	5.163	PK

Note: Measure Level (dBμV/m) = Reading Level (dBμV) + Factor (dB)

Factor (dB) = Cable Loss (dB) + Antenna Factor (dB) (dB/m) - Pre_Amplifier Gain (dB)

Site: AC1	Time: 2017/07/21 - 20:19
Limit: FCC_Part15.407_RE(3m)	Engineer: Kevin Ker
Probe: BBHA9120D_1GHz_18GHz	Polarity: Vertical
EUT: AC220 Wi-Fi AP OD small omni antenna US	Power: DC 54V
Test Mode: Transmit by 802.11n-HT20 at Channel 5745MHz Ant 2	

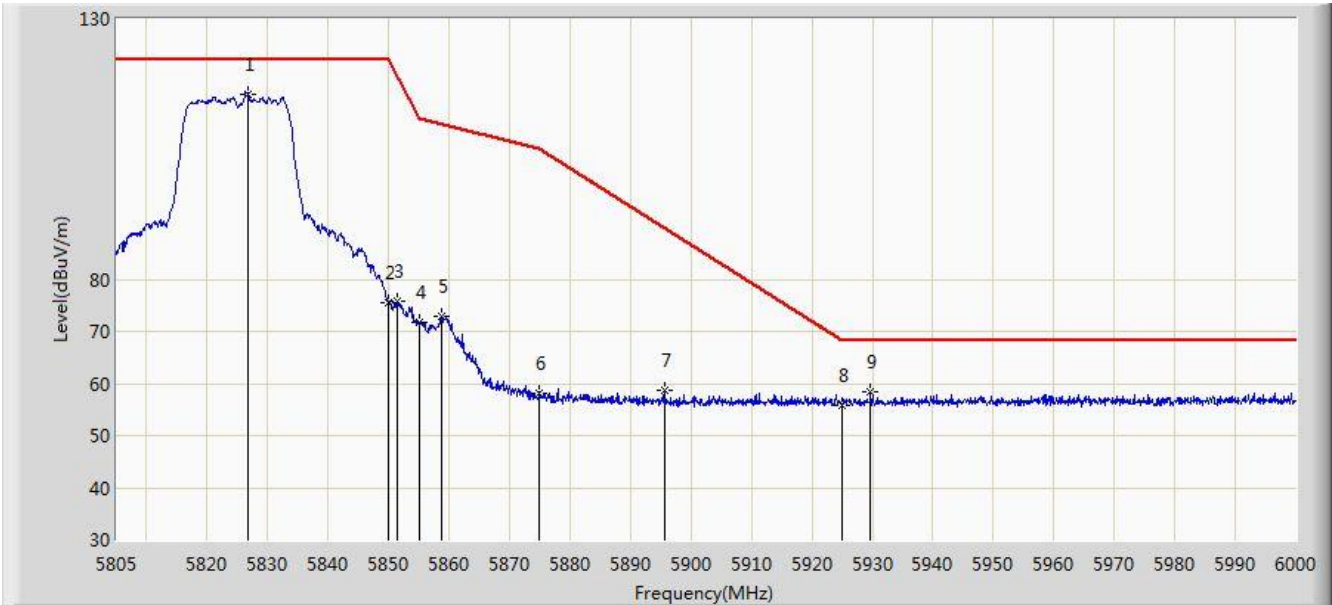


No	Flag	Mark	Frequency (MHz)	Measure Level (dBuV/m)	Reading Level (dBuV)	Margin (dB)	Limit (dBuV/m)	Factor (dB)	Type
1		*	5629.618	58.118	53.510	-15.882	74.000	4.608	PK
2			5650.000	56.307	51.636	-17.693	74.000	4.671	PK
3			5662.123	57.874	53.159	-23.716	81.590	4.715	PK
4			5700.000	56.133	51.255	-49.067	105.200	4.878	PK
5			5720.000	58.917	53.920	-51.883	110.800	4.997	PK
6			5723.007	67.628	62.612	-50.029	117.657	5.016	PK
7			5725.000	67.390	62.361	-54.810	122.200	5.029	PK
8			5741.075	101.332	96.201	N/A	N/A	5.131	PK

Note: Measure Level (dBμV/m) = Reading Level (dBμV) + Factor (dB)

Factor (dB) = Cable Loss (dB) + Antenna Factor (dB) (dB/m) - Pre_Amplifier Gain (dB)

Site: AC1	Time: 2017/07/21 - 20:32
Limit: FCC_Part15.407_RE(3m)	Engineer: Kevin Ker
Probe: BBHA9120D_1GHz_18GHz	Polarity: Horizontal
EUT: AC220 Wi-Fi AP OD small omni antenna US	Power: DC 54V
Test Mode: Transmit by 802.11n-HT20 at Channel 5825MHz Ant 2	

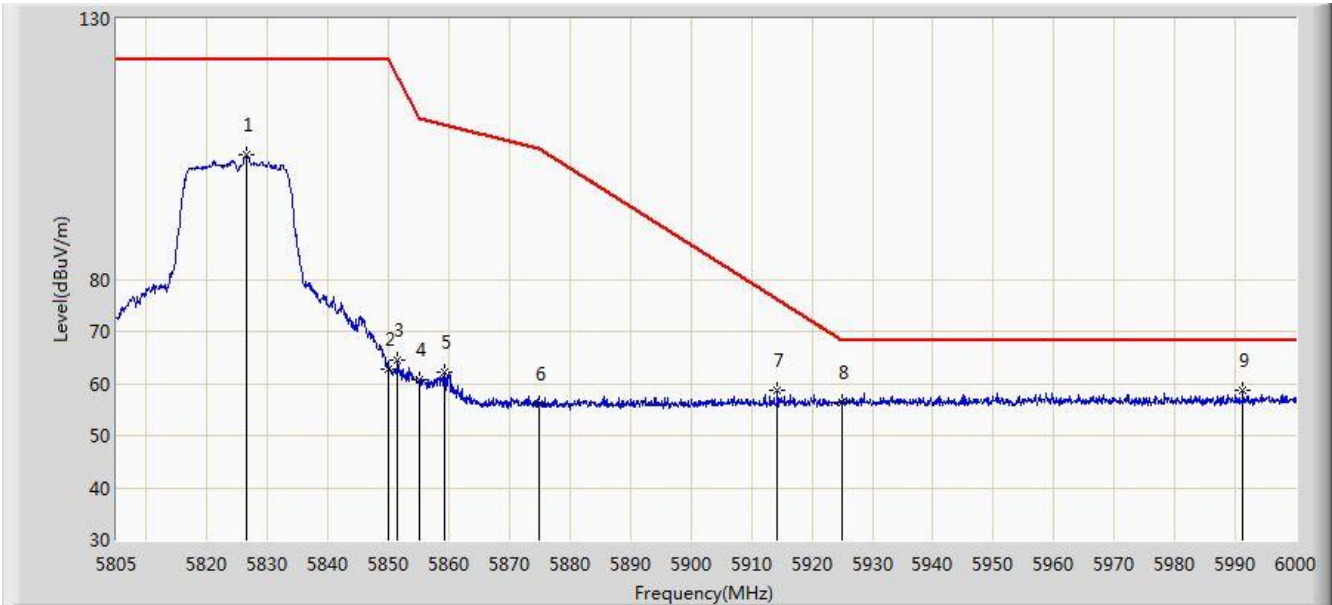


No	Flag	Mark	Frequency (MHz)	Measure Level (dBuV/m)	Reading Level (dBuV)	Margin (dB)	Limit (dBuV/m)	Factor (dB)	Type
1		*	5826.743	115.633	110.035	N/A	N/A	5.599	PK
2			5850.000	75.581	69.855	-46.619	122.200	5.726	PK
3			5851.312	75.676	69.945	-43.532	119.208	5.731	PK
4			5855.000	71.705	65.959	-39.095	110.800	5.746	PK
5			5858.723	72.826	67.064	-36.930	109.756	5.761	PK
6			5875.000	58.235	52.415	-46.965	105.200	5.820	PK
7			5895.675	58.756	52.865	-33.511	92.267	5.891	PK
8			5925.000	55.923	49.957	-12.277	68.200	5.967	PK
9			5929.703	58.264	52.286	-9.936	68.200	5.978	PK

Note: Measure Level (dB μ V/m) = Reading Level (dB μ V) + Factor (dB)

Factor (dB) = Cable Loss (dB) + Antenna Factor (dB) (dB/m) - Pre_Amplifier Gain (dB)

Site: AC1	Time: 2017/07/21 - 20:35
Limit: FCC_Part15.407_RE(3m)	Engineer: Kevin Ker
Probe: BBHA9120D_1GHz_18GHz	Polarity: Vertical
EUT: AC220 Wi-Fi AP OD small omni antenna US	Power: DC 54V
Test Mode: Transmit by 802.11n-HT20 at Channel 5825MHz Ant 2	

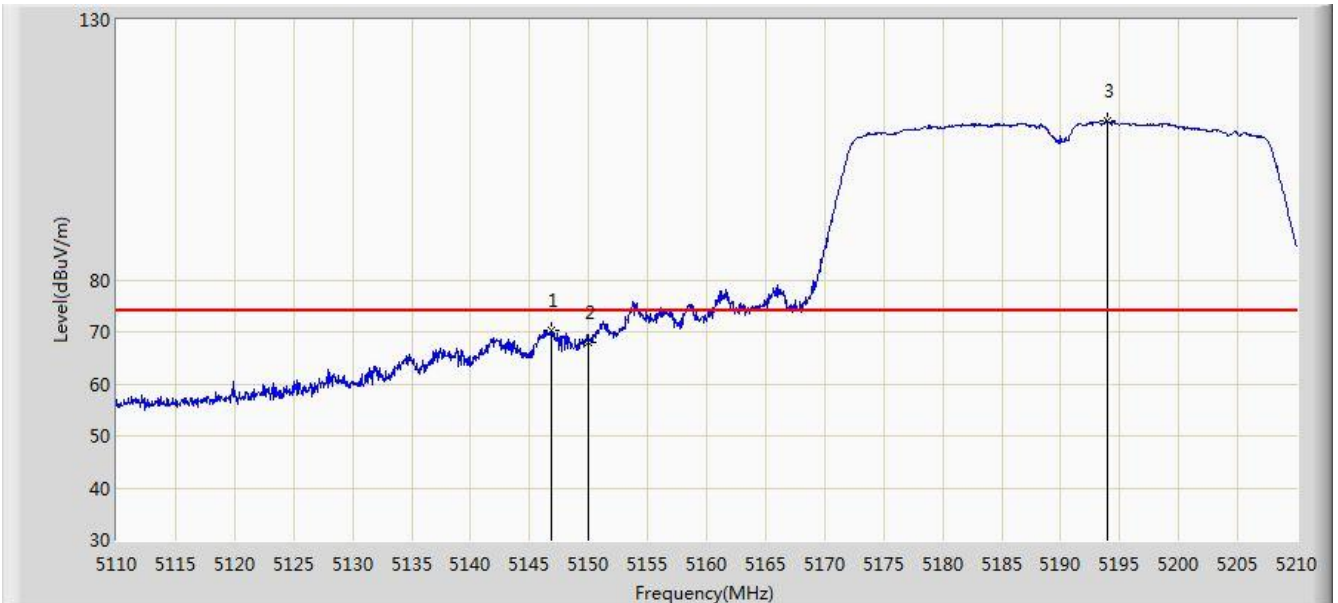


No	Flag	Mark	Frequency (MHz)	Measure Level (dBuV/m)	Reading Level (dBuV)	Margin (dB)	Limit (dBuV/m)	Factor (dB)	Type
1			5826.450	103.925	98.329	N/A	N/A	5.596	PK
2			5850.000	62.846	57.120	-59.354	122.200	5.726	PK
3			5851.507	64.547	58.815	-54.216	118.763	5.731	PK
4			5855.000	60.670	54.924	-50.130	110.800	5.746	PK
5			5859.210	62.078	56.314	-47.542	109.620	5.764	PK
6			5875.000	56.037	50.217	-49.163	105.200	5.820	PK
7			5914.297	58.730	52.790	-21.926	80.656	5.941	PK
8			5925.000	56.438	50.472	-11.762	68.200	5.967	PK
9		*	5991.322	58.791	52.695	-9.409	68.200	6.097	PK

Note: Measure Level (dBuV/m) = Reading Level (dBuV) + Factor (dB)

Factor (dB) = Cable Loss (dB) + Antenna Factor (dB) (dB/m) - Pre_Amplifier Gain (dB)

Site: AC1	Time: 2017/07/21 - 11:53
Limit: FCC_Part15.209_RE(3m)	Engineer: Kevin Ker
Probe: BBHA9120D_1GHz_18GHz	Polarity: Horizontal
EUT: AC220 Wi-Fi AP OD small omni antenna US	Power: DC 54V
Test Mode: Transmit by 802.11n-HT40 at Channel 5190MHz Ant 2	

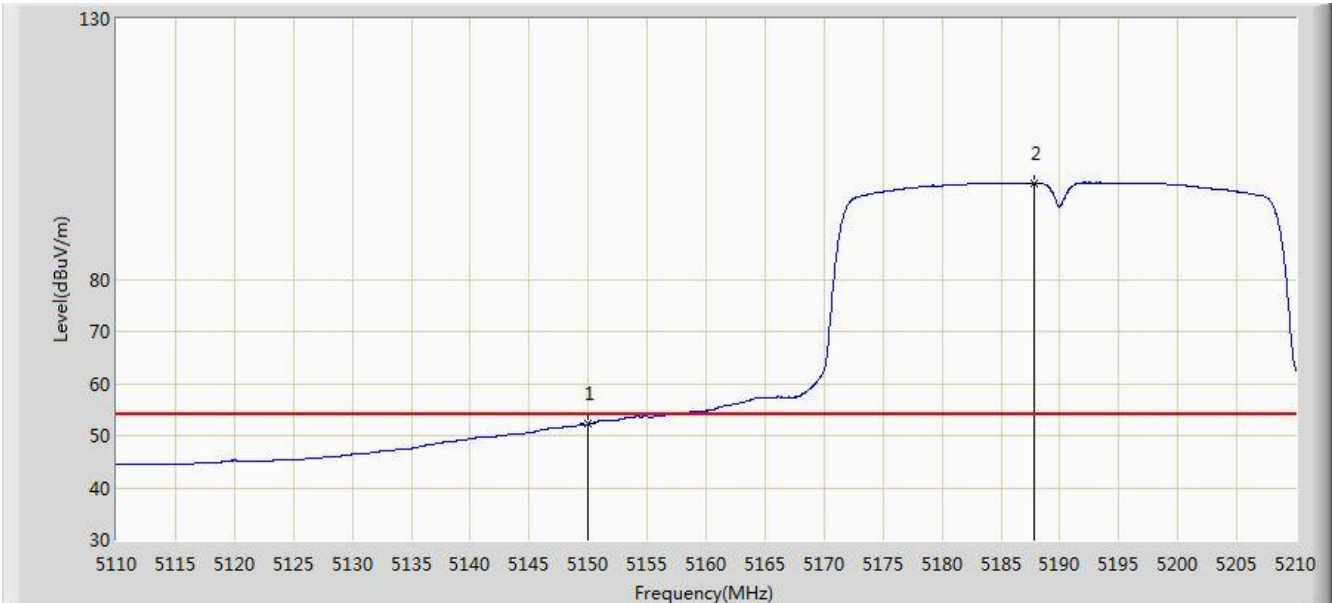


No	Flag	Mark	Frequency (MHz)	Measure Level (dBuV/m)	Reading Level (dBuV)	Margin (dB)	Limit (dBuV/m)	Factor (dB)	Type
1			5146.800	70.329	66.153	-3.671	74.000	4.176	PK
2			5150.000	68.107	65.037	-5.893	74.000	3.069	PK
3		*	5193.950	110.520	106.501	N/A	N/A	4.019	PK

Note: Measure Level (dBμV/m) = Reading Level (dBμV) + Factor (dB)

Factor (dB) = Cable Loss (dB) + Antenna Factor (dB) (dB/m) - Pre_Amplifier Gain (dB)

Site: AC1	Time: 2017/07/21 - 11:54
Limit: FCC_Part15.209_RE(3m)	Engineer: Kevin Ker
Probe: BBHA9120D_1GHz_18GHz	Polarity: Horizontal
EUT: AC220 Wi-Fi AP OD small omni antenna US	Power: DC 54V
Test Mode: Transmit by 802.11n-HT40 at Channel 5190MHz Ant 2	

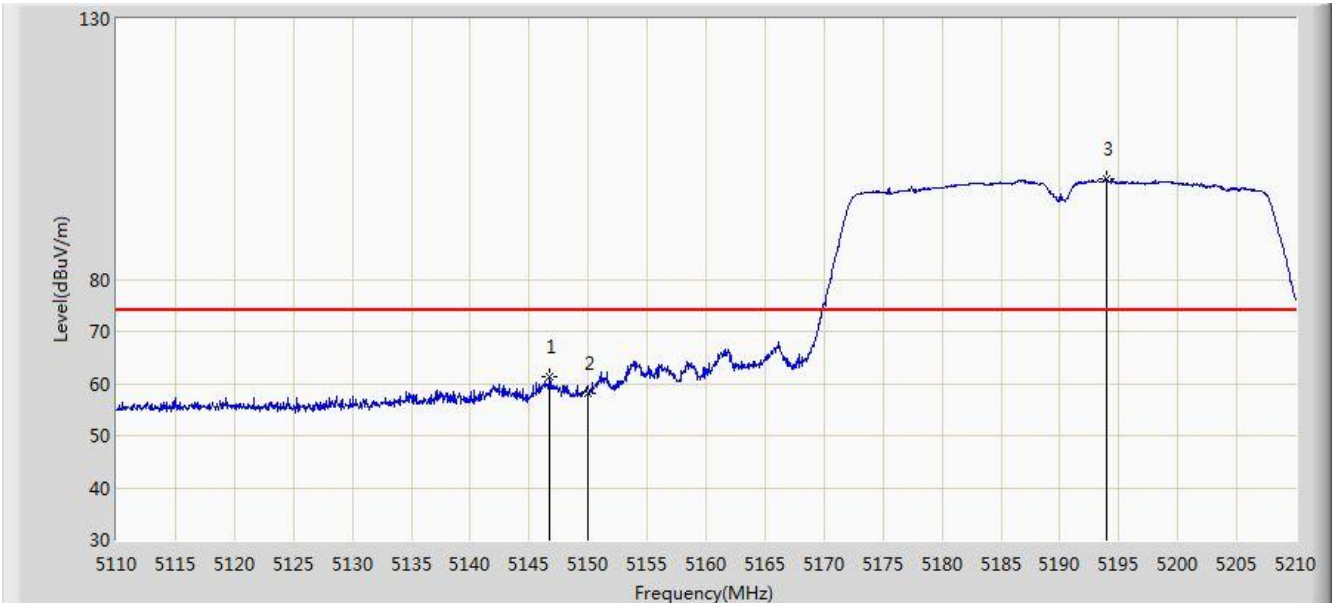


No	Flag	Mark	Frequency (MHz)	Measure Level (dBuV/m)	Reading Level (dBuV)	Margin (dB)	Limit (dBuV/m)	Factor (dB)	Type
1			5150.000	52.183	48.014	-1.817	54.000	4.170	AV
2		*	5187.800	98.488	94.447	N/A	N/A	4.041	AV

Note: Measure Level (dB μ V/m) = Reading Level (dB μ V) + Factor (dB)

Factor (dB) = Cable Loss (dB) + Antenna Factor (dB) (dB/m) - Pre_Amplifier Gain (dB)

Site: AC1	Time: 2017/07/21 - 11:56
Limit: FCC_Part15.209_RE(3m)	Engineer: Kevin Ker
Probe: BBHA9120D_1GHz_18GHz	Polarity: Vertical
EUT: AC220 Wi-Fi AP OD small omni antenna US	Power: DC 54V
Test Mode: Transmit by 802.11n-HT40 at Channel 5190MHz Ant 2	

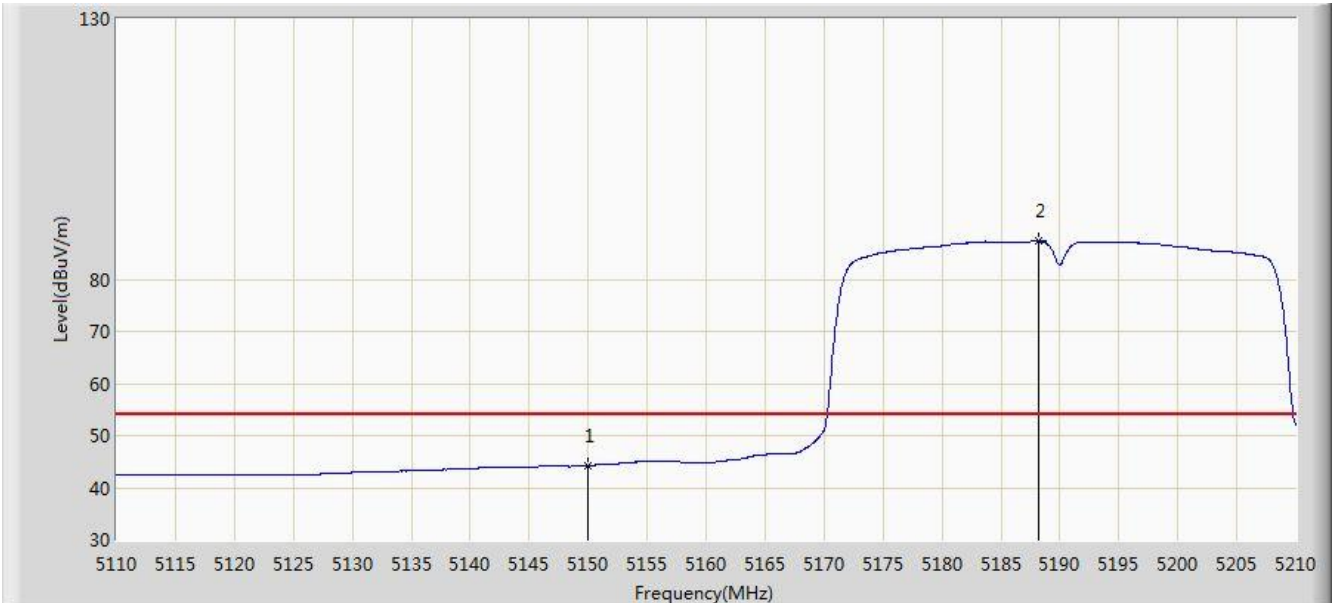


No	Flag	Mark	Frequency (MHz)	Measure Level (dBuV/m)	Reading Level (dBuV)	Margin (dB)	Limit (dBuV/m)	Factor (dB)	Type
1			5146.750	61.273	57.097	-12.727	74.000	4.176	PK
2			5150.000	58.227	54.058	-15.773	74.000	4.170	PK
3		*	5193.950	99.222	95.203	N/A	N/A	4.019	PK

Note: Measure Level (dBμV/m) = Reading Level (dBμV) + Factor (dB)

Factor (dB) = Cable Loss (dB) + Antenna Factor (dB) (dB/m) - Pre_Amplifier Gain (dB)

Site: AC1	Time: 2017/07/21 - 11:59
Limit: FCC_Part15.209_RE(3m)	Engineer: Kevin Ker
Probe: BBHA9120D_1GHz_18GHz	Polarity: Vertical
EUT: AC220 Wi-Fi AP OD small omni antenna US	Power: DC 54V
Test Mode: Transmit by 802.11n-HT40 at Channel 5190MHz Ant 2	

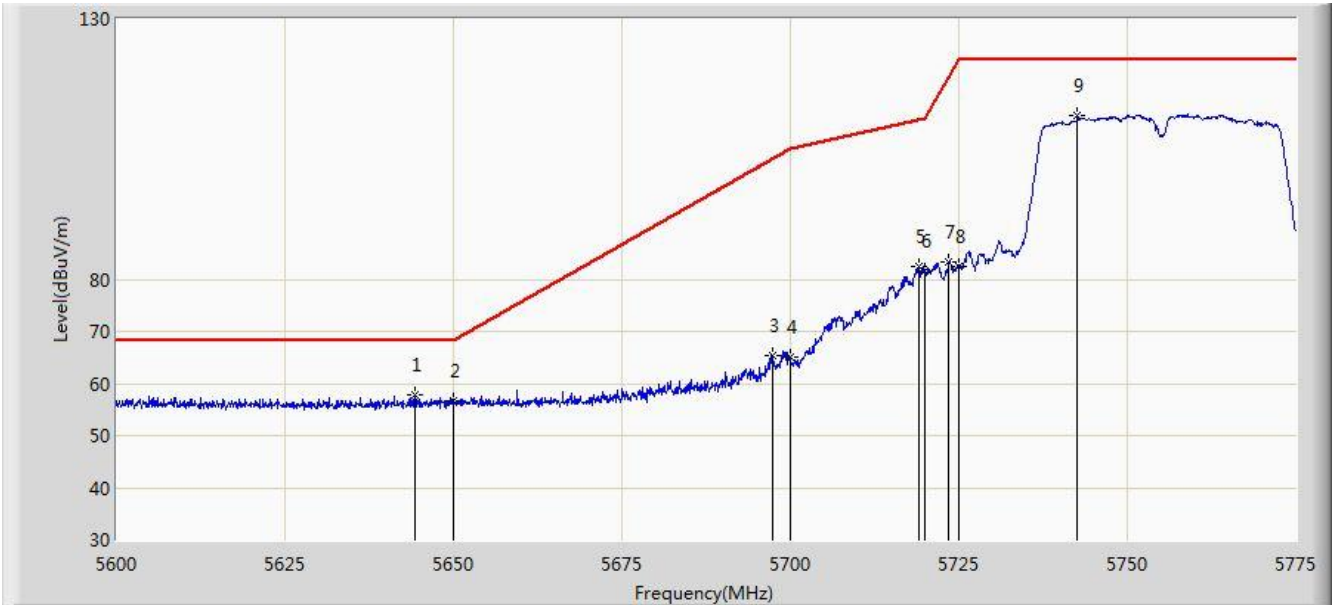


No	Flag	Mark	Frequency (MHz)	Measure Level (dBuV/m)	Reading Level (dBuV)	Margin (dB)	Limit (dBuV/m)	Factor (dB)	Type
1			5150.000	44.206	40.037	-9.794	54.000	4.170	AV
2		*	5188.150	87.347	83.307	N/A	N/A	4.040	AV

Note: Measure Level (dBμV/m) = Reading Level (dBμV) + Factor (dB)

Factor (dB) = Cable Loss (dB) + Antenna Factor (dB) (dB/m) - Pre_Amplifier Gain (dB)

Site: AC1	Time: 2017/07/21 - 20:38
Limit: FCC_Part15.407_RE(3m)	Engineer: Kevin Ker
Probe: BBHA9120D_1GHz_18GHz	Polarity: Horizontal
EUT: AC220 Wi-Fi AP OD small omni antenna US	Power: DC 54V
Test Mode: Transmit by 802.11n-HT40 at Channel 5755MHz Ant 2	

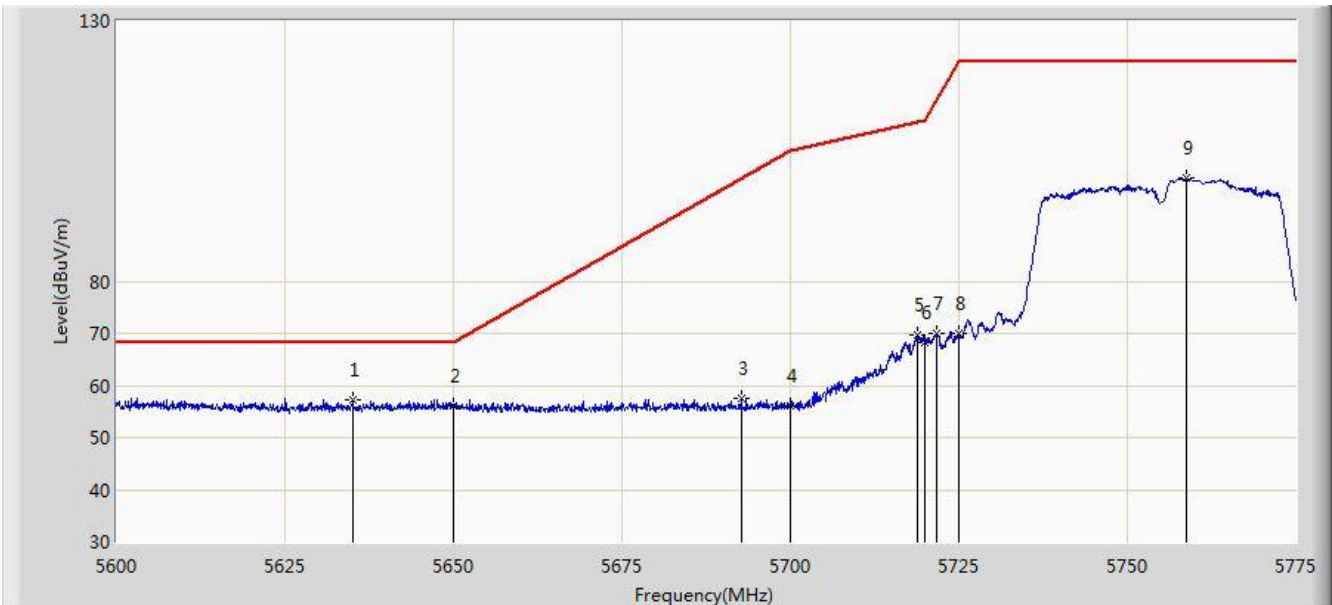


No	Flag	Mark	Frequency (MHz)	Measure Level (dBuV/m)	Reading Level (dBuV)	Margin (dB)	Limit (dBuV/m)	Factor (dB)	Type
1			5644.362	57.796	53.144	-10.404	68.200	4.652	PK
2			5650.000	56.571	51.900	-11.629	68.200	4.671	PK
3			5697.475	65.363	60.498	-38.268	103.631	4.865	PK
4			5700.000	64.953	60.075	-40.247	105.200	4.878	PK
5			5719.175	82.339	77.347	-28.231	110.569	4.992	PK
6			5720.000	81.528	76.531	-29.272	110.800	4.997	PK
7			5723.550	83.345	78.325	-35.550	118.895	5.020	PK
8			5725.000	82.569	77.540	-39.631	122.200	5.029	PK
9		*	5742.625	111.533	106.392	N/A	N/A	5.142	PK

Note: Measure Level (dBuV/m) = Reading Level (dBuV) + Factor (dB)

Factor (dB) = Cable Loss (dB) + Antenna Factor (dB) (dB/m) - Pre_Amplifier Gain (dB)

Site: AC1	Time: 2017/07/21 - 20:42
Limit: FCC_Part15.407_RE(3m)	Engineer: Kevin Ker
Probe: BBHA9120D_1GHz_18GHz	Polarity: Vertical
EUT: AC220 Wi-Fi AP OD small omni antenna US	Power: DC 54V
Test Mode: Transmit by 802.11n-HT40 at Channel 5755MHz Ant 2	

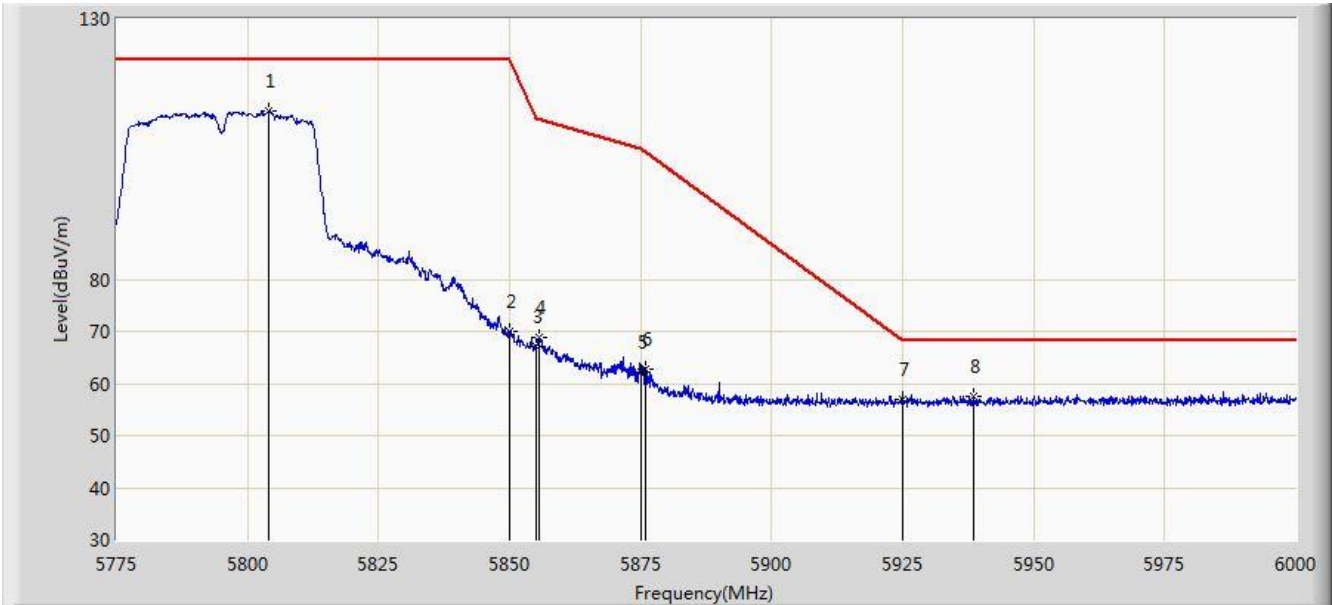


No	Flag	Mark	Frequency (MHz)	Measure Level (dBuV/m)	Reading Level (dBuV)	Margin (dB)	Limit (dBuV/m)	Factor (dB)	Type
1		*	5635.087	57.332	52.708	-10.868	68.200	4.624	PK
2			5650.000	56.052	51.381	-12.148	68.200	4.671	PK
3			5692.663	57.522	52.683	-43.117	100.639	4.840	PK
4			5700.000	56.189	51.311	-49.011	105.200	4.878	PK
5			5718.913	69.691	64.701	-40.805	110.496	4.990	PK
6			5720.000	68.333	63.336	-42.467	110.800	4.997	PK
7			5721.800	70.024	65.016	-44.881	114.905	5.008	PK
8			5725.000	69.860	64.831	-52.340	122.200	5.029	PK
9			5758.812	99.773	94.540	N/A	N/A	5.233	PK

Note: Measure Level (dBuV/m) = Reading Level (dBuV) + Factor (dB)

Factor (dB) = Cable Loss (dB) + Antenna Factor (dB) (dB/m) - Pre_Amplifier Gain (dB)

Site: AC1	Time: 2017/07/21 - 20:46
Limit: FCC_Part15.407_RE(3m)	Engineer: Kevin Ker
Probe: BBHA9120D_1GHz_18GHz	Polarity: Horizontal
EUT: AC220 Wi-Fi AP OD small omni antenna US	Power: DC 54V
Test Mode: Transmit by 802.11n-HT40 at Channel 5795MHz Ant 2	

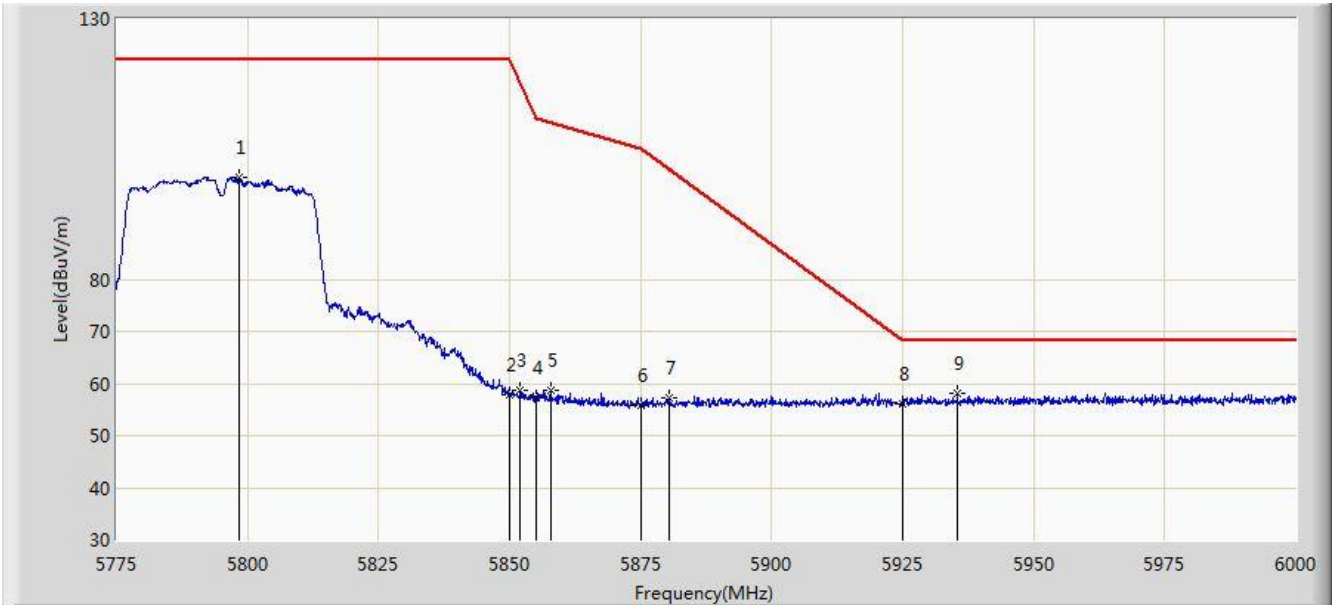


No	Flag	Mark	Frequency (MHz)	Measure Level (dBuV/m)	Reading Level (dBuV)	Margin (dB)	Limit (dBuV/m)	Factor (dB)	Type
1		*	5804.025	112.394	106.927	N/A	N/A	5.468	PK
2			5850.000	70.006	64.280	-52.194	122.200	5.726	PK
3			5855.000	67.201	61.455	-43.599	110.800	5.746	PK
4			5855.663	68.787	63.038	-41.827	110.614	5.749	PK
5			5875.000	62.293	56.473	-42.907	105.200	5.820	PK
6			5876.025	62.770	56.947	-41.787	104.558	5.824	PK
7			5925.000	57.053	51.087	-11.147	68.200	5.967	PK
8			5938.462	57.621	51.621	-10.579	68.200	6.000	PK

Note: Measure Level (dBuV/m) = Reading Level (dBuV) + Factor (dB)

Factor (dB) = Cable Loss (dB) + Antenna Factor (dB) (dB/m) - Pre_Amplifier Gain (dB)

Site: AC1	Time: 2017/07/21 - 20:49
Limit: FCC_Part15.407_RE(3m)	Engineer: Kevin Ker
Probe: BBHA9120D_1GHz_18GHz	Polarity: Vertical
EUT: AC220 Wi-Fi AP OD small omni antenna US	Power: DC 54V
Test Mode: Transmit by 802.11n-HT40 at Channel 5795MHz Ant 2	

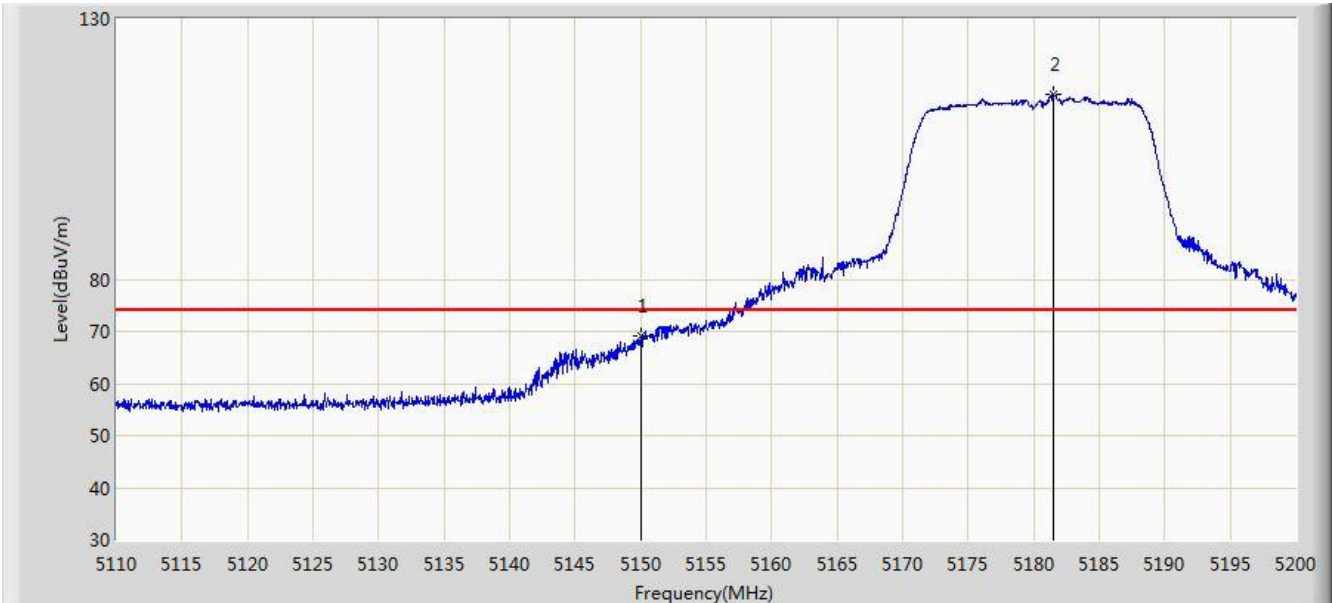


No	Flag	Mark	Frequency (MHz)	Measure Level (dBuV/m)	Reading Level (dBuV)	Margin (dB)	Limit (dBuV/m)	Factor (dB)	Type
1			5798.288	99.533	94.097	N/A	N/A	5.436	PK
2			5850.000	57.964	52.238	-64.236	122.200	5.726	PK
3			5851.950	58.792	53.058	-58.961	117.753	5.734	PK
4			5855.000	57.126	51.380	-53.674	110.800	5.746	PK
5			5857.800	58.835	53.077	-51.180	110.015	5.757	PK
6			5875.000	55.837	50.017	-49.363	105.200	5.820	PK
7			5880.413	57.235	51.397	-44.574	101.809	5.838	PK
8			5925.000	56.193	50.227	-12.007	68.200	5.967	PK
9		*	5935.425	57.973	51.981	-10.227	68.200	5.993	PK

Note: Measure Level (dB μ V/m) = Reading Level (dB μ V) + Factor (dB)

Factor (dB) = Cable Loss (dB) + Antenna Factor (dB) (dB/m) - Pre_Amplifier Gain (dB)

Site: AC1	Time: 2017/07/21 - 14:23
Limit: FCC_Part15.209_RE(3m)	Engineer: Kevin Ker
Probe: BBHA9120D_1GHz_18GHz	Polarity: Horizontal
EUT: AC220 Wi-Fi AP OD small omni antenna US	Power: DC 54V
Test Mode: Transmit by 802.11ac-VHT20 at Channel 5180MHz Ant 2	

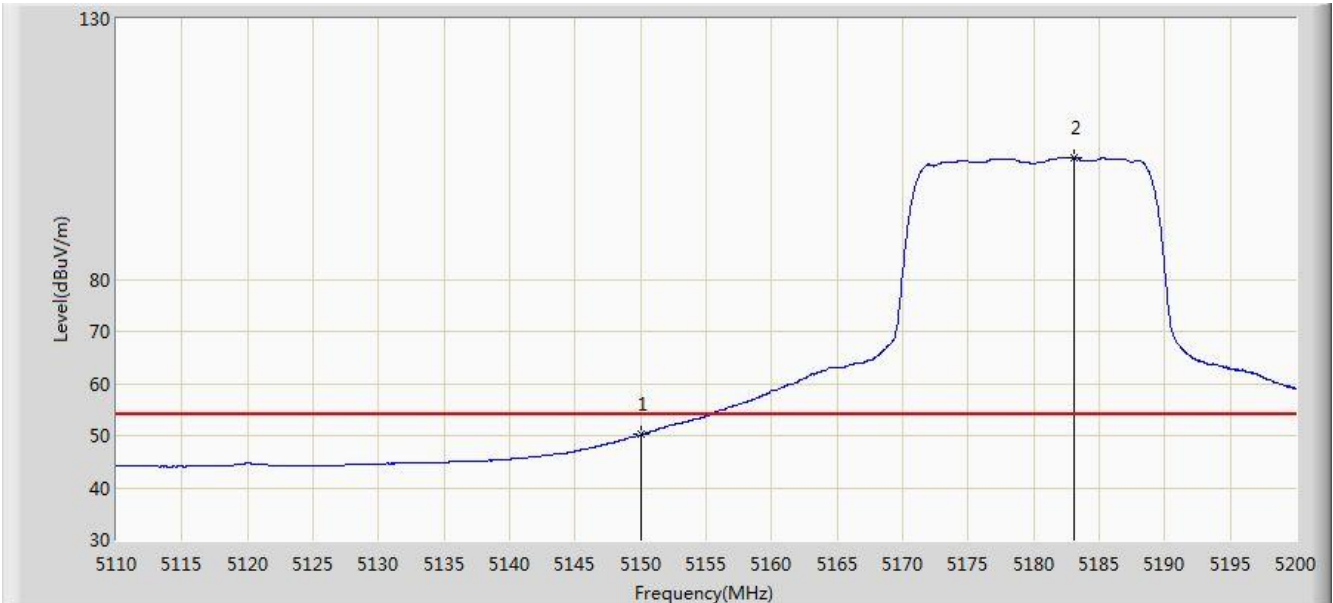


No	Flag	Mark	Frequency (MHz)	Measure Level (dBuV/m)	Reading Level (dBuV)	Margin (dB)	Limit (dBuV/m)	Factor (dB)	Type
1			5150.000	69.054	64.885	-4.946	74.000	4.170	PK
2		*	5181.550	115.610	111.547	N/A	N/A	4.064	PK

Note: Measure Level (dB μ V/m) = Reading Level (dB μ V) + Factor (dB)

Factor (dB) = Cable Loss (dB) + Antenna Factor (dB) (dB/m) - Pre_Amplifier Gain (dB)

Site: AC1	Time: 2017/07/21 - 14:29
Limit: FCC_Part15.209_RE(3m)	Engineer: Kevin Ker
Probe: BBHA9120D_1GHz_18GHz	Polarity: Horizontal
EUT: AC220 Wi-Fi AP OD small omni antenna US	Power: DC 54V
Test Mode: Transmit by 802.11ac-VHT20 at Channel 5180MHz Ant 2	

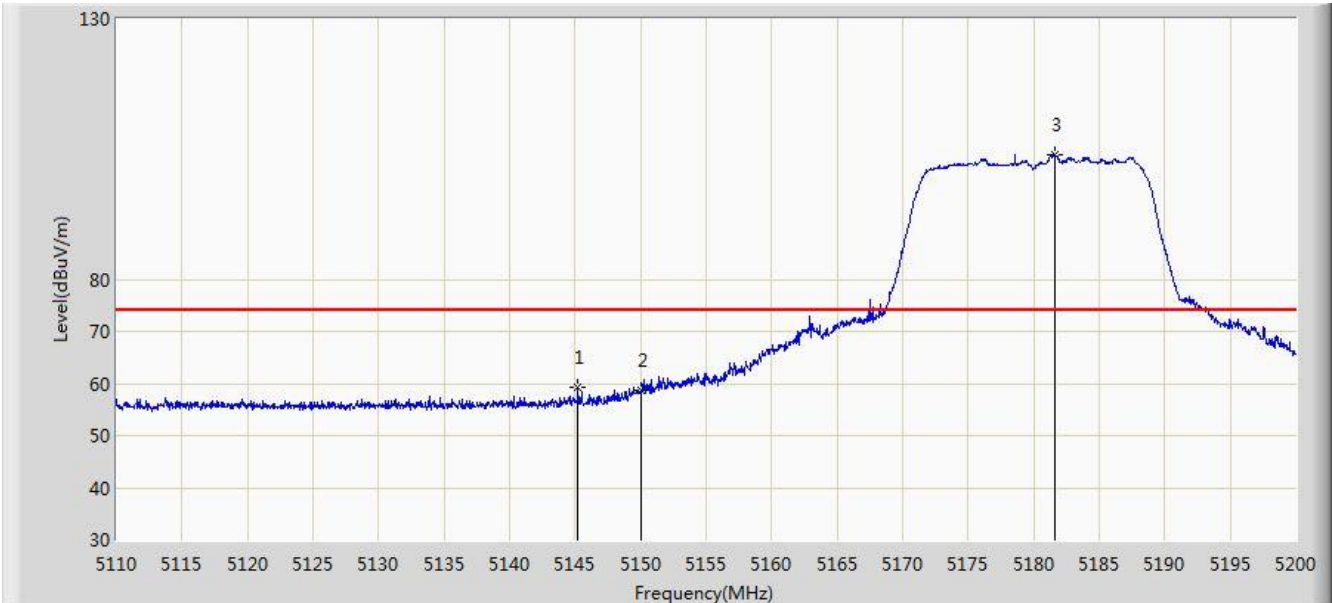


No	Flag	Mark	Frequency (MHz)	Measure Level (dBuV/m)	Reading Level (dBuV)	Margin (dB)	Limit (dBuV/m)	Factor (dB)	Type
1			5150.000	50.209	46.040	-3.791	54.000	4.170	AV
2		*	5183.035	103.347	99.289	N/A	N/A	4.057	AV

Note: Measure Level (dBμV/m) = Reading Level (dBμV) + Factor (dB)

Factor (dB) = Cable Loss (dB) + Antenna Factor (dB) (dB/m) - Pre_Amplifier Gain (dB)

Site: AC1	Time: 2017/07/21 - 14:30
Limit: FCC_Part15.209_RE(3m)	Engineer: Kevin Ker
Probe: BBHA9120D_1GHz_18GHz	Polarity: Vertical
EUT: AC220 Wi-Fi AP OD small omni antenna US	Power: DC 54V
Test Mode: Transmit by 802.11ac-VHT20 at Channel 5180MHz Ant 2	

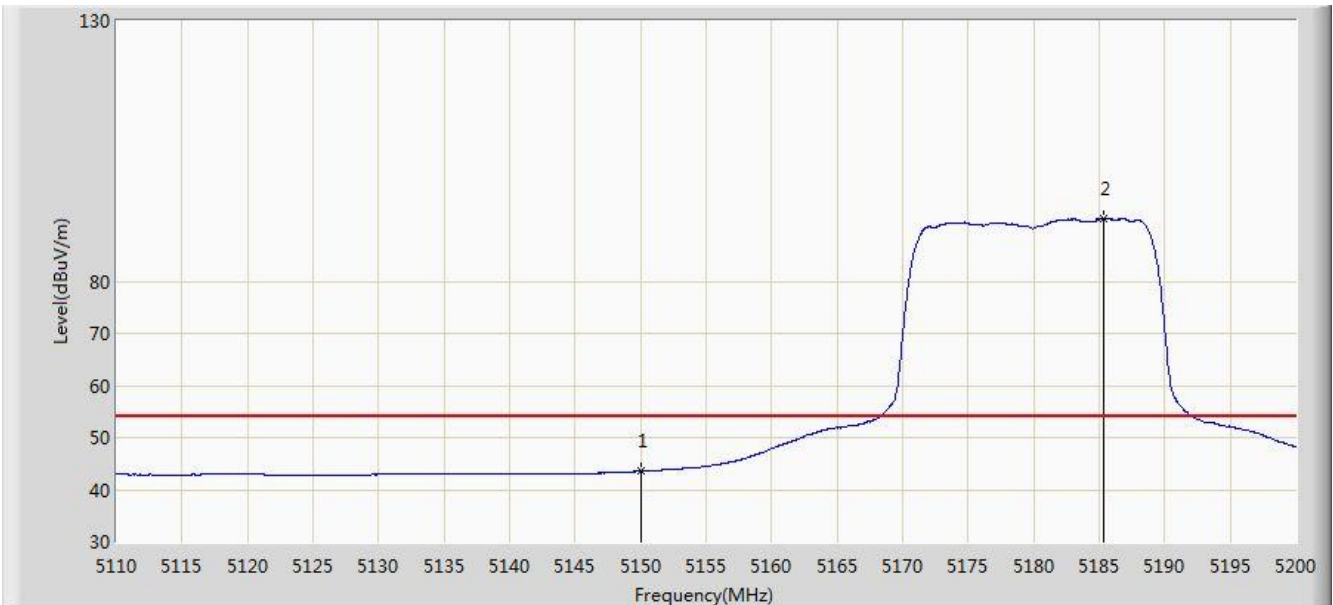


No	Flag	Mark	Frequency (MHz)	Measure Level (dBuV/m)	Reading Level (dBuV)	Margin (dB)	Limit (dBuV/m)	Factor (dB)	Type
1			5145.235	59.304	55.128	-14.696	74.000	4.176	PK
2			5150.000	58.600	54.431	-15.400	74.000	4.170	PK
3		*	5181.595	104.046	99.983	N/A	N/A	4.063	PK

Note: Measure Level (dB μ V/m) = Reading Level (dB μ V) + Factor (dB)

Factor (dB) = Cable Loss (dB) + Antenna Factor (dB) (dB/m) - Pre_Amplifier Gain (dB)

Site: AC1	Time: 2017/07/21 - 14:33
Limit: FCC_Part15.209_RE(3m)	Engineer: Kevin Ker
Probe: BBHA9120D_1GHz_18GHz	Polarity: Vertical
EUT: AC220 Wi-Fi AP OD small omni antenna US	Power: DC 54V
Test Mode: Transmit by 802.11ac-VHT20 at Channel 5180MHz Ant 2	

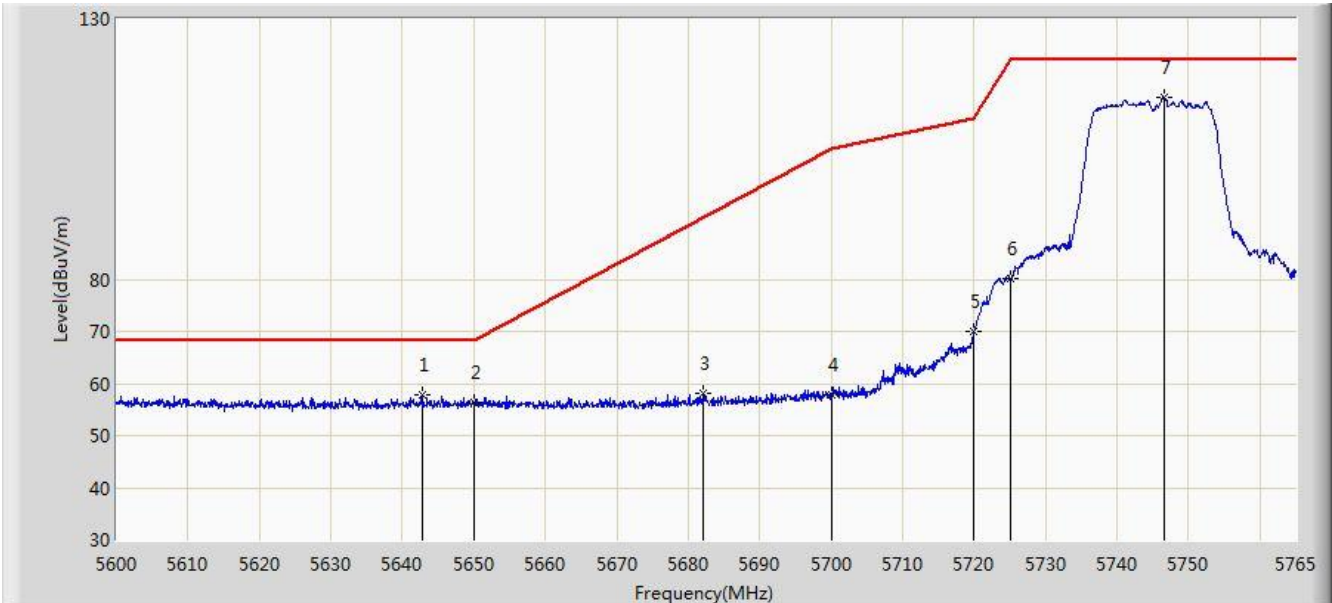


No	Flag	Mark	Frequency (MHz)	Measure Level (dBuV/m)	Reading Level (dBuV)	Margin (dB)	Limit (dBuV/m)	Factor (dB)	Type
1			5150.000	43.534	39.365	-10.466	54.000	4.170	AV
2		*	5185.375	91.963	87.913	N/A	N/A	4.049	AV

Note: Measure Level (dB μ V/m) = Reading Level (dB μ V) + Factor (dB)

Factor (dB) = Cable Loss (dB) + Antenna Factor (dB) (dB/m) - Pre_Amplifier Gain (dB)

Site: AC1	Time: 2017/07/21 - 20:53
Limit: FCC_Part15.407_RE(3m)	Engineer: Kevin Ker
Probe: BBHA9120D_1GHz_18GHz	Polarity: Horizontal
EUT: AC220 Wi-Fi AP OD small omni antenna US	Power: DC 54V
Test Mode: Transmit by 802.11ac-VHT20 at Channel 5745MHz Ant 2	

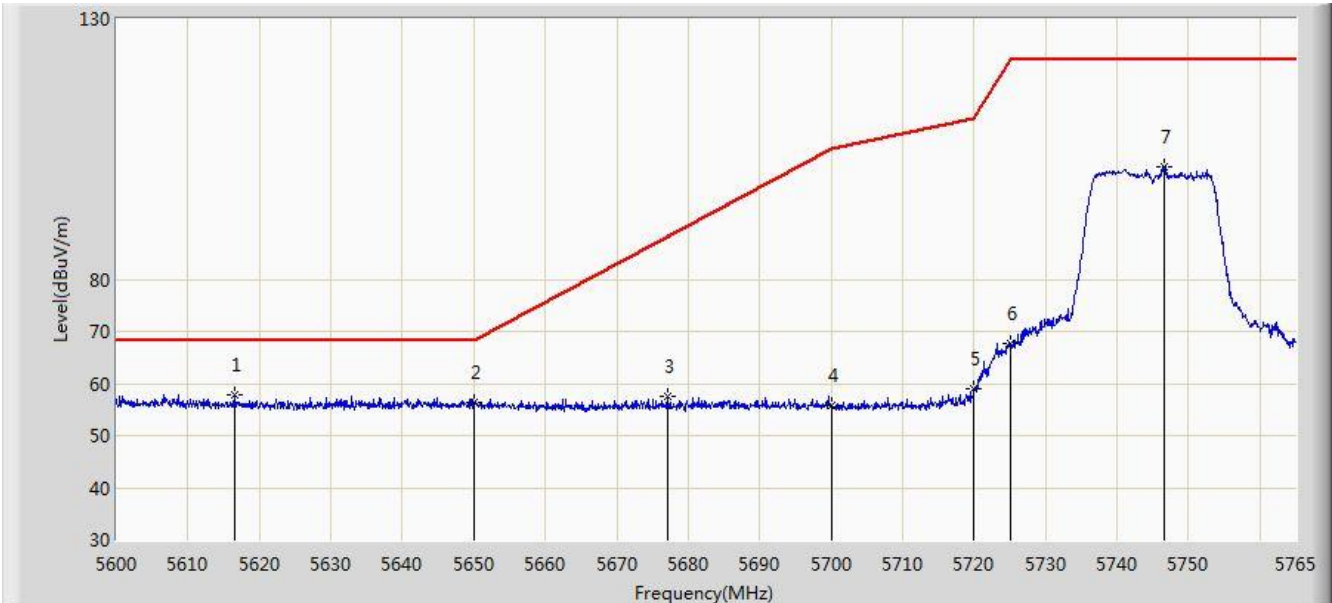


No	Flag	Mark	Frequency (MHz)	Measure Level (dBuV/m)	Reading Level (dBuV)	Margin (dB)	Limit (dBuV/m)	Factor (dB)	Type
1			5642.900	57.772	53.125	-10.428	68.200	4.646	PK
2			5650.000	56.489	51.818	-11.711	68.200	4.671	PK
3			5682.005	58.202	53.407	-35.800	94.003	4.795	PK
4			5700.000	57.776	52.898	-47.424	105.200	4.878	PK
5			5720.000	69.919	64.922	-40.881	110.800	4.997	PK
6			5725.000	80.253	75.224	-41.947	122.200	5.029	PK
7		*	5746.685	114.956	109.791	N/A	N/A	5.165	PK

Note: Measure Level (dB μ V/m) = Reading Level (dB μ V) + Factor (dB)

Factor (dB) = Cable Loss (dB) + Antenna Factor (dB) (dB/m) - Pre_Amplifier Gain (dB)

Site: AC1	Time: 2017/07/21 - 20:57
Limit: FCC_Part15.407_RE(3m)	Engineer: Kevin Ker
Probe: BBHA9120D_1GHz_18GHz	Polarity: Vertical
EUT: AC220 Wi-Fi AP OD small omni antenna US	Power: DC 54V
Test Mode: Transmit by 802.11ac-VHT20 at Channel 5745MHz Ant 2	

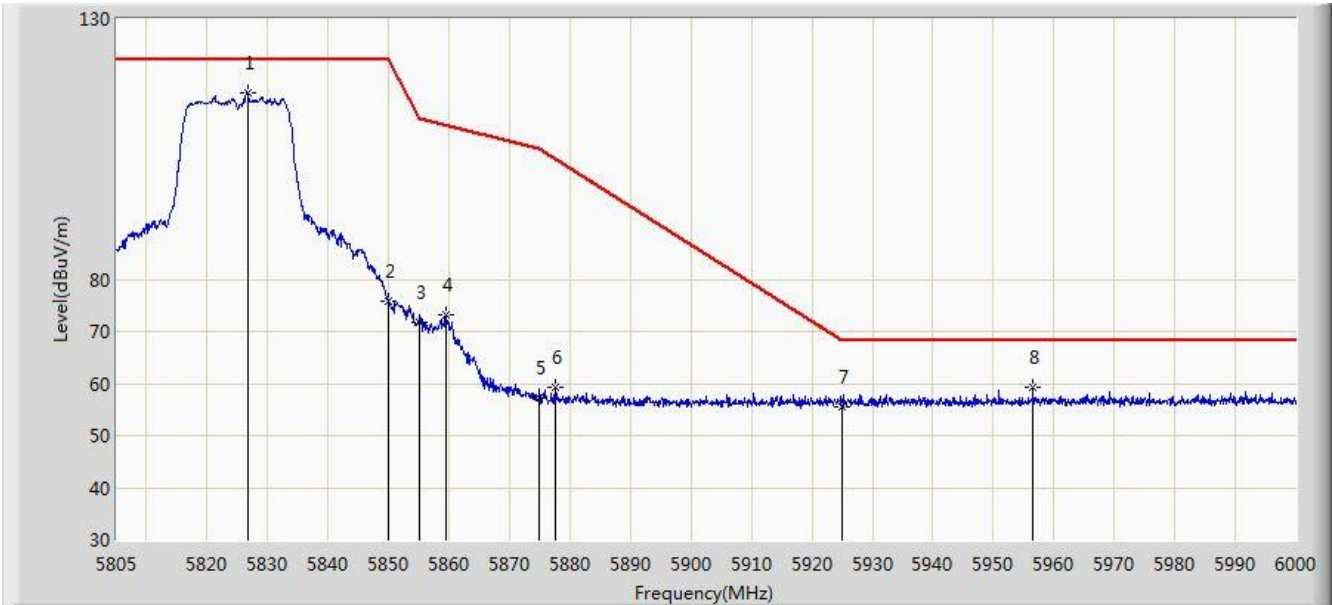


No	Flag	Mark	Frequency (MHz)	Measure Level (dBuV/m)	Reading Level (dBuV)	Margin (dB)	Limit (dBuV/m)	Factor (dB)	Type
1		*	5616.500	57.802	53.232	-10.398	68.200	4.569	PK
2			5650.000	56.334	51.663	-11.866	68.200	4.671	PK
3			5677.055	57.421	52.646	-33.495	90.916	4.775	PK
4			5700.000	55.790	50.912	-49.410	105.200	4.878	PK
5			5720.000	58.982	53.985	-51.818	110.800	4.997	PK
6			5725.000	67.715	62.686	-54.485	122.200	5.029	PK
7			5746.603	101.621	96.457	N/A	N/A	5.165	PK

Note: Measure Level (dBμV/m) = Reading Level (dBμV) + Factor (dB)

Factor (dB) = Cable Loss (dB) + Antenna Factor (dB) (dB/m) - Pre_Amplifier Gain (dB)

Site: AC1	Time: 2017/07/21 - 21:01
Limit: FCC_Part15.407_RE(3m)	Engineer: Kevin Ker
Probe: BBHA9120D_1GHz_18GHz	Polarity: Horizontal
EUT: AC220 Wi-Fi AP OD small omni antenna US	Power: DC 54V
Test Mode: Transmit by 802.11ac-VHT20 at Channel 5825MHz Ant 2	

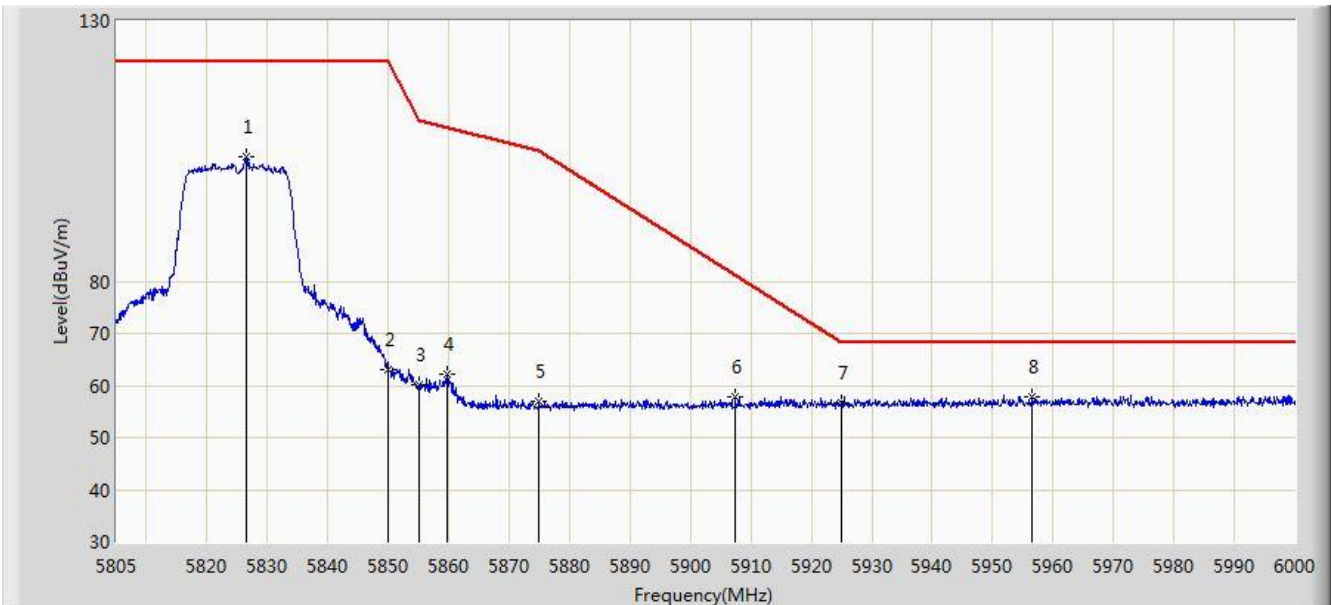


No	Flag	Mark	Frequency (MHz)	Measure Level (dBuV/m)	Reading Level (dBuV)	Margin (dB)	Limit (dBuV/m)	Factor (dB)	Type
1		*	5826.743	115.656	110.058	N/A	N/A	5.599	PK
2			5850.000	75.835	70.109	-46.365	122.200	5.726	PK
3			5855.000	71.700	65.954	-39.100	110.800	5.746	PK
4			5859.405	73.190	67.426	-36.375	109.565	5.765	PK
5			5875.000	57.380	51.560	-47.820	105.200	5.820	PK
6			5877.540	59.254	53.425	-44.355	103.609	5.829	PK
7			5925.000	55.624	49.658	-12.576	68.200	5.967	PK
8			5956.515	59.386	53.348	-8.814	68.200	6.038	PK

Note: Measure Level (dBμV/m) = Reading Level (dBμV) + Factor (dB)

Factor (dB) = Cable Loss (dB) + Antenna Factor (dB) (dB/m) - Pre_Amplifier Gain (dB)

Site: AC1	Time: 2017/07/21 - 21:04
Limit: FCC_Part15.407_RE(3m)	Engineer: Kevin Ker
Probe: BBHA9120D_1GHz_18GHz	Polarity: Vertical
EUT: AC220 Wi-Fi AP OD small omni antenna US	Power: DC 54V
Test Mode: Transmit by 802.11ac-VHT20 at Channel 5825MHz Ant 2	

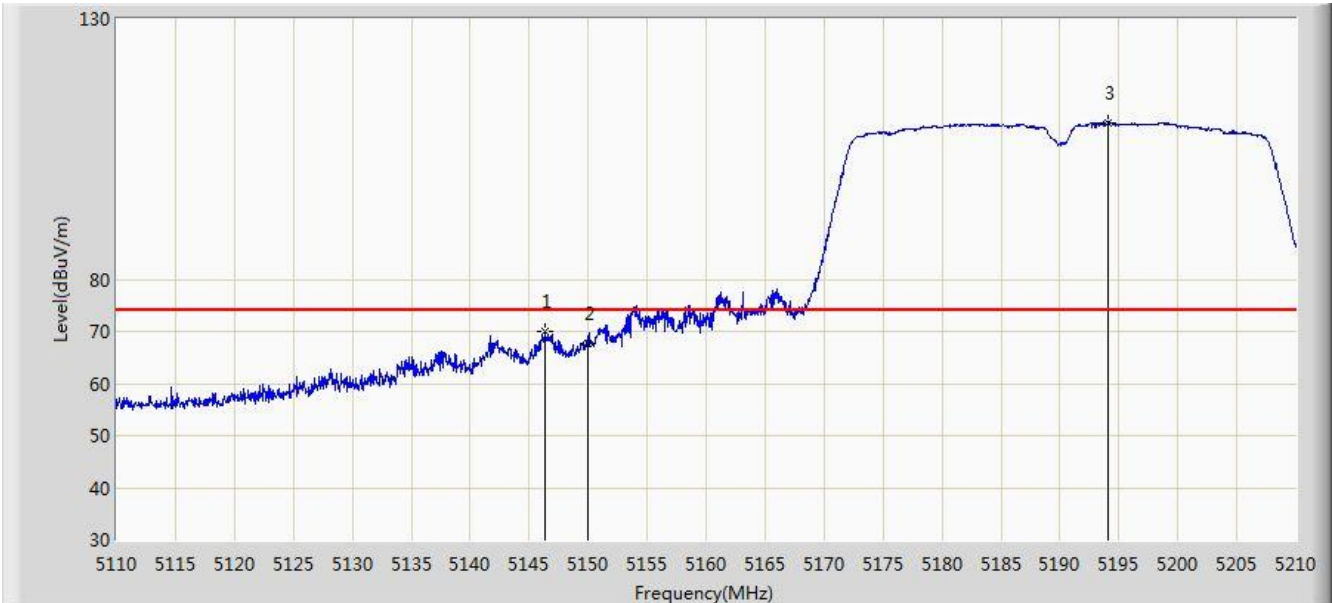


No	Flag	Mark	Frequency (MHz)	Measure Level (dBuV/m)	Reading Level (dBuV)	Margin (dB)	Limit (dBuV/m)	Factor (dB)	Type
1			5826.547	103.868	98.271	N/A	N/A	5.596	PK
2			5850.000	63.168	57.442	-59.032	122.200	5.726	PK
3			5855.000	60.107	54.361	-50.693	110.800	5.746	PK
4			5859.697	62.072	56.306	-47.411	109.483	5.766	PK
5			5875.000	56.818	50.998	-48.382	105.200	5.820	PK
6			5907.375	57.938	52.015	-27.030	84.968	5.923	PK
7			5925.000	56.566	50.600	-11.634	68.200	5.967	PK
8		*	5956.515	57.819	51.781	-10.381	68.200	6.038	PK

Note: Measure Level (dBμV/m) = Reading Level (dBμV) + Factor (dB)

Factor (dB) = Cable Loss (dB) + Antenna Factor (dB) (dB/m) - Pre_Amplifier Gain (dB)

Site: AC1	Time: 2017/07/21 - 15:39
Limit: FCC_Part15.209_RE(3m)	Engineer: Kevin Ker
Probe: BBHA9120D_1GHz_18GHz	Polarity: Horizontal
EUT: AC220 Wi-Fi AP OD small omni antenna US	Power: DC 54V
Test Mode: Transmit by 802.11ac-VHT40 at Channel 5190MHz Ant 2	

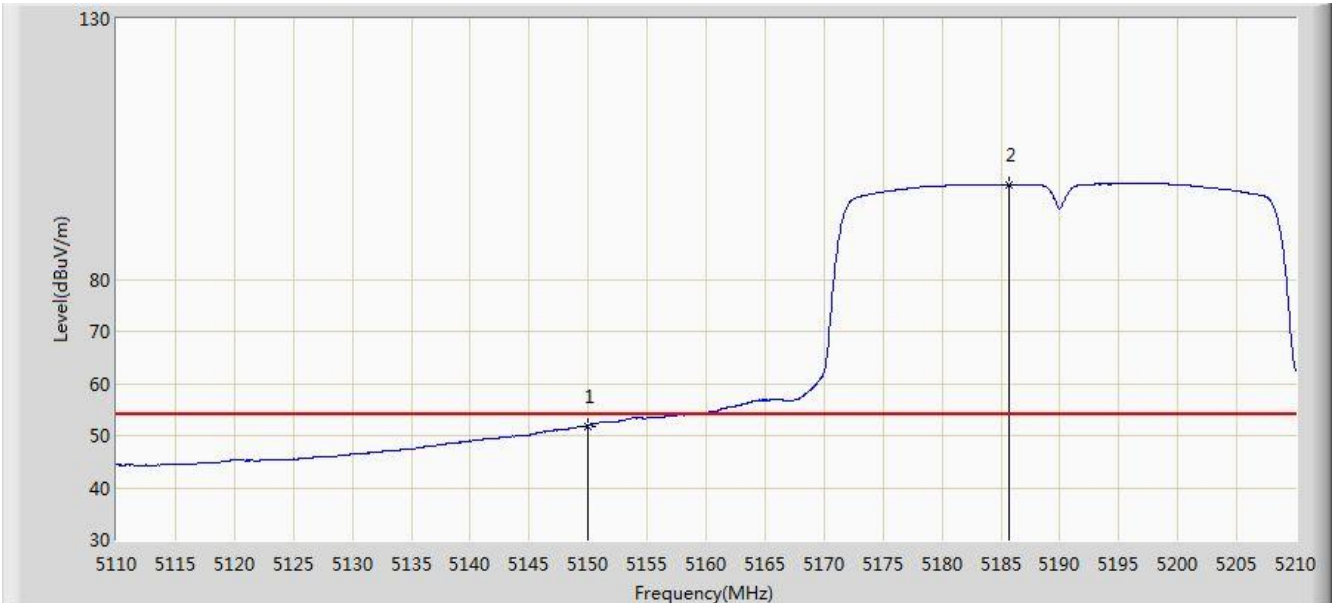


No	Flag	Mark	Frequency (MHz)	Measure Level (dBuV/m)	Reading Level (dBuV)	Margin (dB)	Limit (dBuV/m)	Factor (dB)	Type
1			5146.350	70.024	65.848	-3.976	74.000	4.176	PK
2			5150.000	67.659	63.490	-6.341	74.000	4.170	PK
3		*	5194.100	110.131	106.112	N/A	N/A	4.019	PK

Note: Measure Level (dBμV/m) = Reading Level (dBμV) + Factor (dB)

Factor (dB) = Cable Loss (dB) + Antenna Factor (dB) (dB/m) - Pre_Amplifier Gain (dB)

Site: AC1	Time: 2017/07/21 - 15:38
Limit: FCC_Part15.209_RE(3m)	Engineer: Kevin Ker
Probe: BBHA9120D_1GHz_18GHz	Polarity: Horizontal
EUT: AC220 Wi-Fi AP OD small omni antenna US	Power: DC 54V
Test Mode: Transmit by 802.11ac-VHT40 at Channel 5190MHz Ant 2	

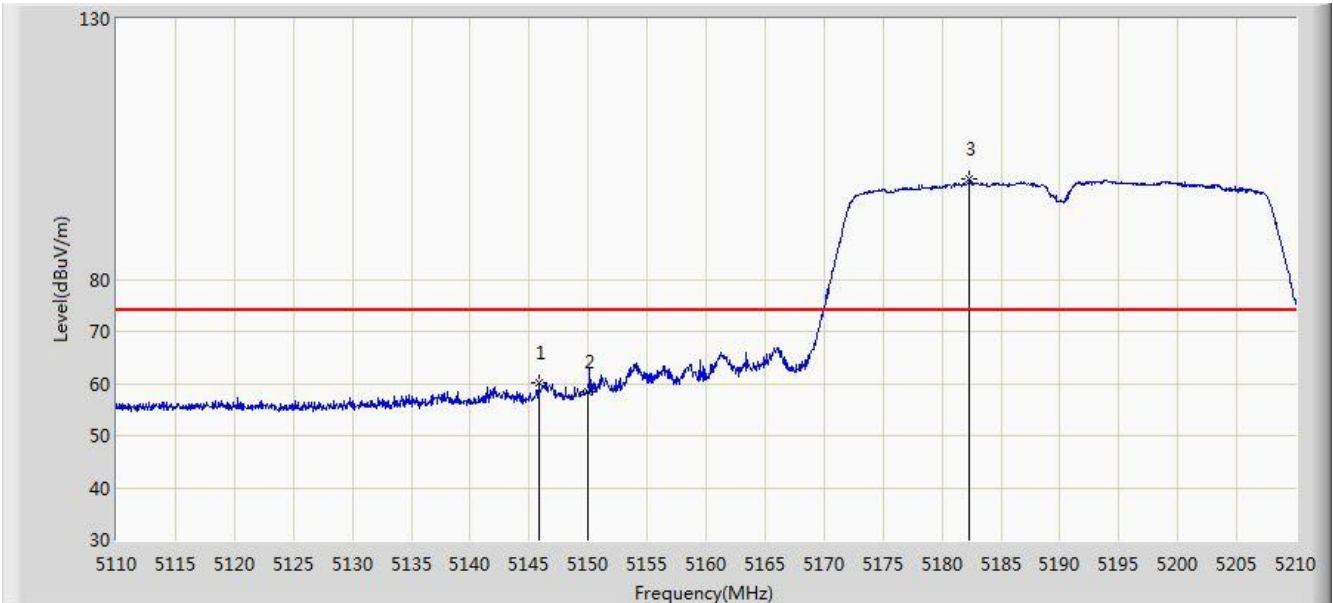


No	Flag	Mark	Frequency (MHz)	Measure Level (dBuV/m)	Reading Level (dBuV)	Margin (dB)	Limit (dBuV/m)	Factor (dB)	Type
1			5150.000	51.866	47.697	-2.134	54.000	4.170	AV
2		*	5185.700	98.094	94.045	N/A	N/A	4.048	AV

Note: Measure Level (dB μ V/m) = Reading Level (dB μ V) + Factor (dB)

Factor (dB) = Cable Loss (dB) + Antenna Factor (dB) (dB/m) - Pre_Amplifier Gain (dB)

Site: AC1	Time: 2017/07/21 - 15:39
Limit: FCC_Part15.209_RE(3m)	Engineer: Kevin Ker
Probe: BBHA9120D_1GHz_18GHz	Polarity: Vertical
EUT: AC220 Wi-Fi AP OD small omni antenna US	Power: DC 54V
Test Mode: Transmit by 802.11ac-VHT40 at Channel 5190MHz Ant 2	

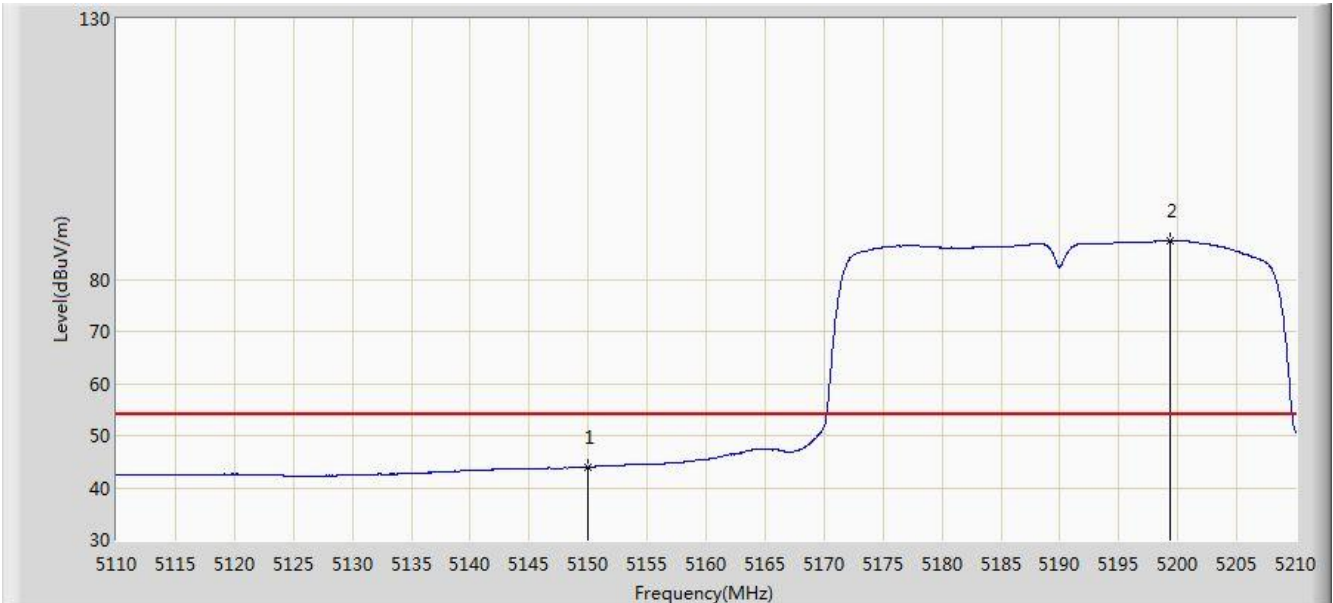


No	Flag	Mark	Frequency (MHz)	Measure Level (dBuV/m)	Reading Level (dBuV)	Margin (dB)	Limit (dBuV/m)	Factor (dB)	Type
1			5145.850	60.213	56.037	-13.787	74.000	4.176	PK
2			5150.000	58.312	54.143	-15.688	74.000	4.170	PK
3		*	5182.350	99.205	95.145	N/A	N/A	4.061	PK

Note: Measure Level (dB μ V/m) = Reading Level (dB μ V) + Factor (dB)

Factor (dB) = Cable Loss (dB) + Antenna Factor (dB) (dB/m) - Pre_Amplifier Gain (dB)

Site: AC1	Time: 2017/07/21 - 15:43
Limit: FCC_Part15.209_RE(3m)	Engineer: Kevin Ker
Probe: BBHA9120D_1GHz_18GHz	Polarity: Vertical
EUT: AC220 Wi-Fi AP OD small omni antenna US	Power: DC 54V
Test Mode: Transmit by 802.11ac-VHT40 at Channel 5190MHz Ant 2	

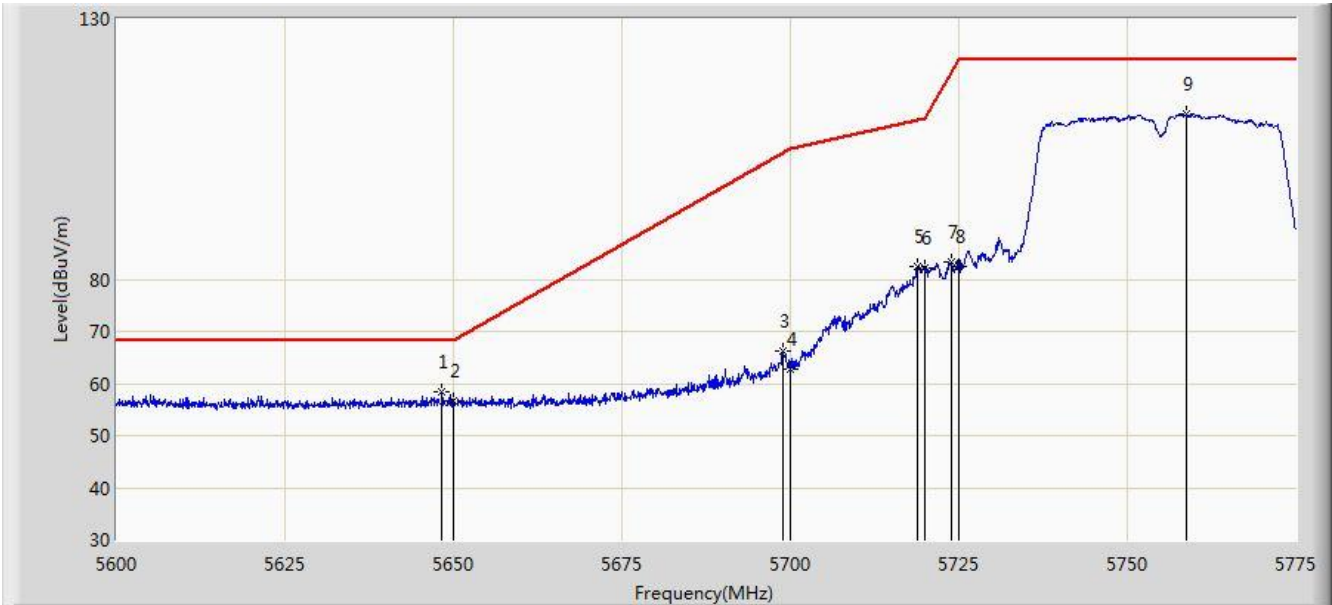


No	Flag	Mark	Frequency (MHz)	Measure Level (dBuV/m)	Reading Level (dBuV)	Margin (dB)	Limit (dBuV/m)	Factor (dB)	Type
1			5150.000	43.987	39.818	-10.013	54.000	4.170	AV
2		*	5199.350	87.341	83.341	N/A	N/A	4.001	AV

Note: Measure Level (dB μ V/m) = Reading Level (dB μ V) + Factor (dB)

Factor (dB) = Cable Loss (dB) + Antenna Factor (dB) (dB/m) - Pre_Amplifier Gain (dB)

Site: AC1	Time: 2017/07/21 - 21:07
Limit: FCC_Part15.407_RE(3m)	Engineer: Kevin Ker
Probe: BBHA9120D_1GHz_18GHz	Polarity: Horizontal
EUT: AC220 Wi-Fi AP OD small omni antenna US	Power: DC 54V
Test Mode: Transmit by 802.11ac-VHT40 at Channel 5755MHz Ant 2	

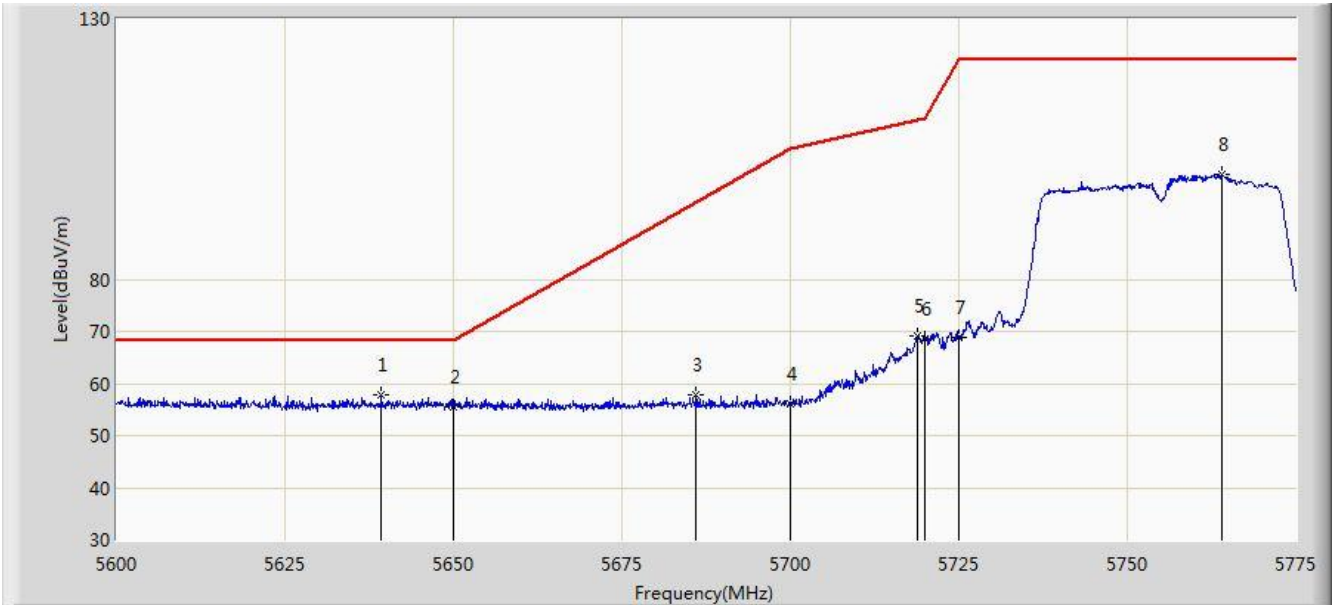


No	Flag	Mark	Frequency (MHz)	Measure Level (dBuV/m)	Reading Level (dBuV)	Margin (dB)	Limit (dBuV/m)	Factor (dB)	Type
1			5648.300	58.270	53.605	-9.930	68.200	4.665	PK
2			5650.000	56.730	52.059	-11.470	68.200	4.671	PK
3			5698.875	66.091	61.219	-38.410	104.501	4.872	PK
4			5700.000	62.677	57.799	-42.523	105.200	4.878	PK
5			5718.913	82.391	77.401	-28.105	110.496	4.990	PK
6			5720.000	82.035	77.038	-28.765	110.800	4.997	PK
7			5723.900	83.280	78.258	-36.413	119.693	5.022	PK
8			5725.000	82.539	77.510	-39.661	122.200	5.029	PK
9		*	5758.812	111.663	106.430	N/A	N/A	5.233	PK

Note: Measure Level (dBuV/m) = Reading Level (dBuV) + Factor (dB)

Factor (dB) = Cable Loss (dB) + Antenna Factor (dB) (dB/m) - Pre_Amplifier Gain (dB)

Site: AC1	Time: 2017/07/21 - 21:11
Limit: FCC_Part15.407_RE(3m)	Engineer: Kevin Ker
Probe: BBHA9120D_1GHz_18GHz	Polarity: Vertical
EUT: AC220 Wi-Fi AP OD small omni antenna US	Power: DC 54V
Test Mode: Transmit by 802.11ac-VHT40 at Channel 5755MHz Ant 2	

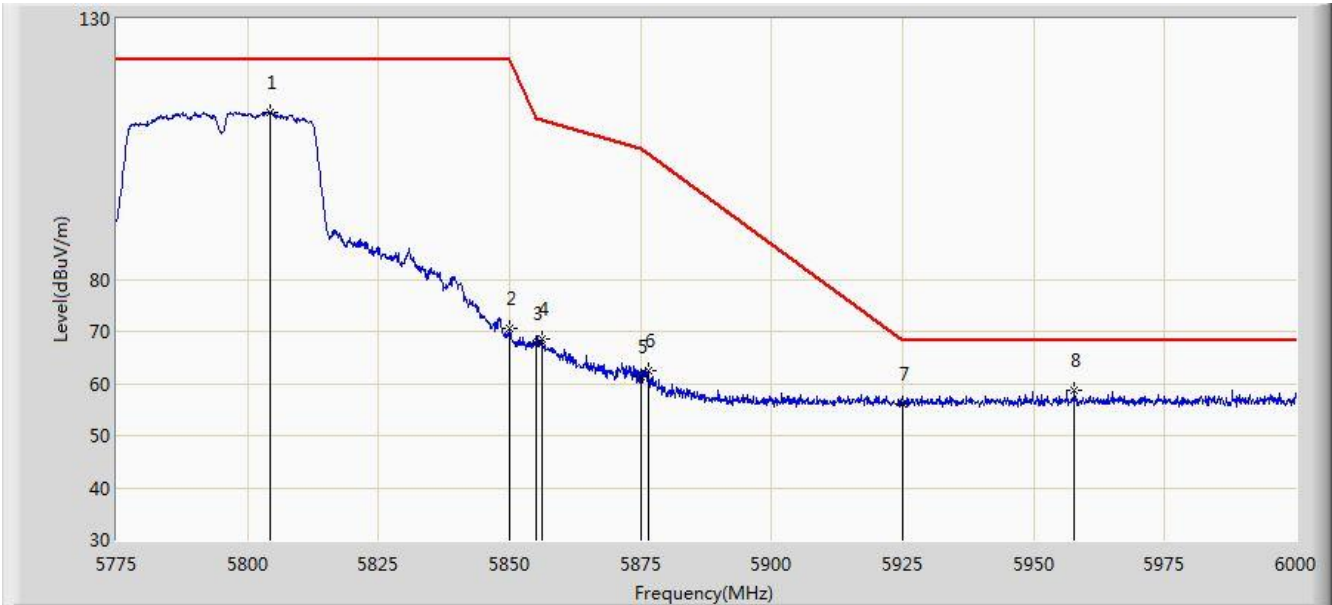


No	Flag	Mark	Frequency (MHz)	Measure Level (dBuV/m)	Reading Level (dBuV)	Margin (dB)	Limit (dBuV/m)	Factor (dB)	Type
1		*	5639.288	57.746	53.110	-10.454	68.200	4.635	PK
2			5650.000	55.520	50.849	-12.680	68.200	4.671	PK
3			5686.013	57.934	53.123	-38.565	96.500	4.811	PK
4			5700.000	56.222	51.344	-48.978	105.200	4.878	PK
5			5718.825	69.249	64.260	-41.222	110.472	4.990	PK
6			5720.000	68.538	63.541	-42.262	110.800	4.997	PK
7			5725.000	68.918	63.889	-53.282	122.200	5.029	PK
8			5764.062	100.039	94.778	N/A	N/A	5.261	PK

Note: Measure Level (dBμV/m) = Reading Level (dBμV) + Factor (dB)

Factor (dB) = Cable Loss (dB) + Antenna Factor (dB) (dB/m) - Pre_Amplifier Gain (dB)

Site: AC1	Time: 2017/07/21 - 21:15
Limit: FCC_Part15.407_RE(3m)	Engineer: Kevin Ker
Probe: BBHA9120D_1GHz_18GHz	Polarity: Horizontal
EUT: AC220 Wi-Fi AP OD small omni antenna US	Power: DC 54V
Test Mode: Transmit by 802.11ac-VHT40 at Channel 5795MHz Ant 2	

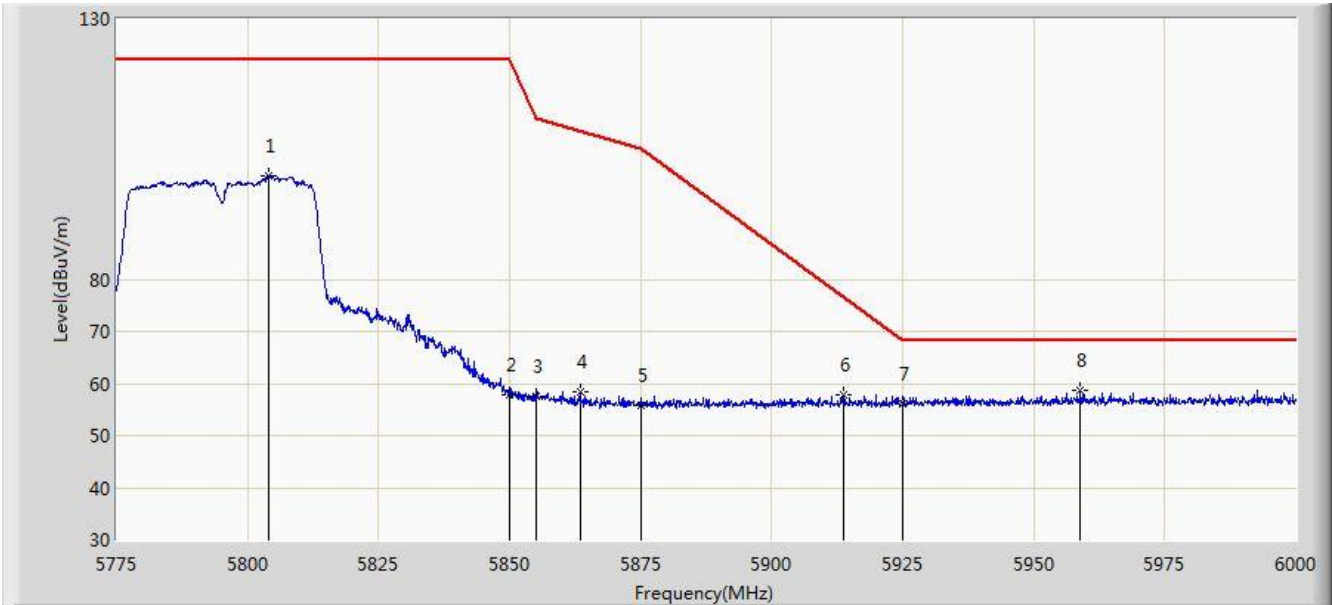


No	Flag	Mark	Frequency (MHz)	Measure Level (dBuV/m)	Reading Level (dBuV)	Margin (dB)	Limit (dBuV/m)	Factor (dB)	Type
1		*	5804.250	111.980	106.511	N/A	N/A	5.469	PK
2			5850.000	70.475	64.749	-51.725	122.200	5.726	PK
3			5855.000	67.787	62.041	-43.013	110.800	5.746	PK
4			5856.112	68.610	62.859	-41.878	110.488	5.751	PK
5			5875.000	61.213	55.393	-43.987	105.200	5.820	PK
6			5876.587	62.514	56.689	-41.691	104.206	5.826	PK
7			5925.000	56.072	50.106	-12.128	68.200	5.967	PK
8			5957.812	58.578	52.538	-9.622	68.200	6.040	PK

Note: Measure Level (dB μ V/m) = Reading Level (dB μ V) + Factor (dB)

Factor (dB) = Cable Loss (dB) + Antenna Factor (dB) (dB/m) - Pre_Amplifier Gain (dB)

Site: AC1	Time: 2017/07/21 - 21:18
Limit: FCC_Part15.407_RE(3m)	Engineer: Kevin Ker
Probe: BBHA9120D_1GHz_18GHz	Polarity: Vertical
EUT: AC220 Wi-Fi AP OD small omni antenna US	Power: DC 54V
Test Mode: Transmit by 802.11ac-VHT40 at Channel 5795MHz Ant 2	

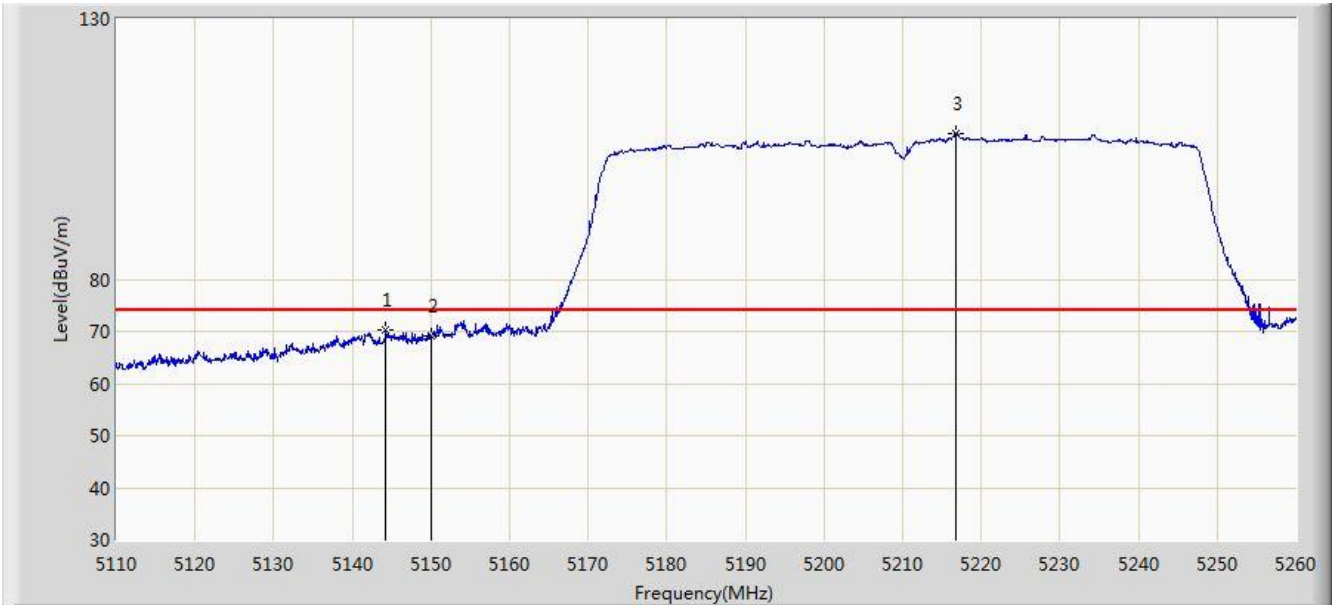


No	Flag	Mark	Frequency (MHz)	Measure Level (dBuV/m)	Reading Level (dBuV)	Margin (dB)	Limit (dBuV/m)	Factor (dB)	Type
1			5804.025	99.806	94.339	N/A	N/A	5.468	PK
2			5850.000	57.952	52.226	-64.248	122.200	5.726	PK
3			5855.000	57.632	51.886	-53.168	110.800	5.746	PK
4			5863.425	58.393	52.613	-50.046	108.439	5.779	PK
5			5875.000	55.824	50.004	-49.376	105.200	5.820	PK
6			5913.825	57.835	51.896	-23.115	80.950	5.939	PK
7			5925.000	55.985	50.019	-12.215	68.200	5.967	PK
8		*	5958.937	58.740	52.698	-9.460	68.200	6.042	PK

Note: Measure Level (dB μ V/m) = Reading Level (dB μ V) + Factor (dB)

Factor (dB) = Cable Loss (dB) + Antenna Factor (dB) (dB/m) - Pre_Amplifier Gain (dB)

Site: AC1	Time: 2017/07/21 - 16:44
Limit: FCC_Part15.209_RE(3m)	Engineer: Kevin Ker
Probe: BBHA9120D_1GHz_18GHz	Polarity: Horizontal
EUT: AC220 Wi-Fi AP OD small omni antenna US	Power: DC 54V
Test Mode: Transmit by 802.11ac-VHT80 at Channel 5210MHz Ant 2	

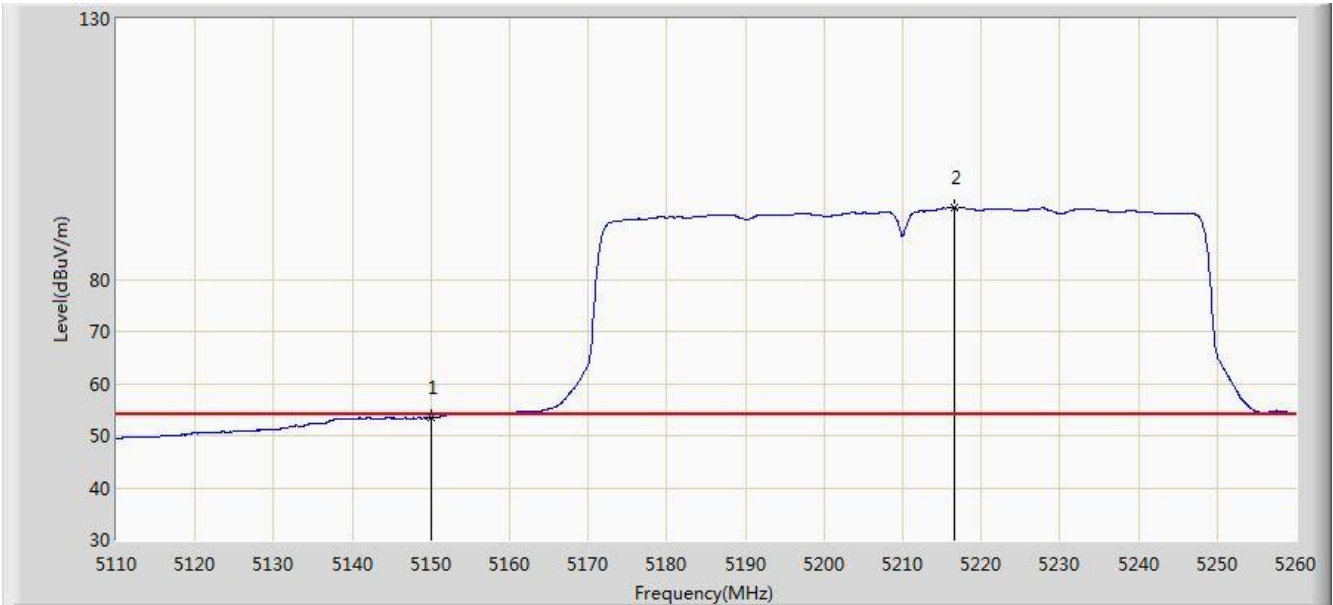


No	Flag	Mark	Frequency (MHz)	Measure Level (dBuV/m)	Reading Level (dBuV)	Margin (dB)	Limit (dBuV/m)	Factor (dB)	Type
1			5144.200	70.372	66.196	-3.628	74.000	4.176	PK
2			5150.000	68.998	64.829	-5.002	74.000	4.170	PK
3		*	5216.800	108.033	104.085	N/A	N/A	3.949	PK

Note: Measure Level (dB μ V/m) = Reading Level (dB μ V) + Factor (dB)

Factor (dB) = Cable Loss (dB) + Antenna Factor (dB) (dB/m) - Pre_Amplifier Gain (dB)

Site: AC1	Time: 2017/07/21 - 16:43
Limit: FCC_Part15.209_RE(3m)	Engineer: Kevin Ker
Probe: BBHA9120D_1GHz_18GHz	Polarity: Horizontal
EUT: AC220 Wi-Fi AP OD small omni antenna US	Power: DC 54V
Test Mode: Transmit by 802.11ac-VHT80 at Channel 5210MHz Ant 2	

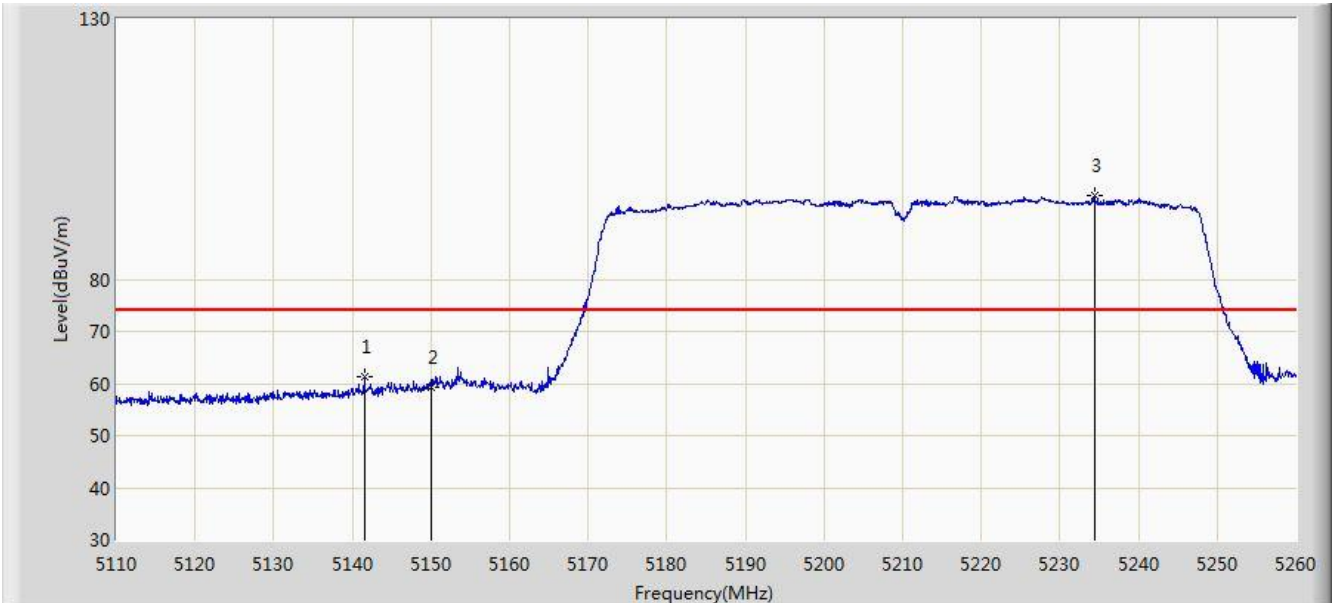


No	Flag	Mark	Frequency (MHz)	Measure Level (dBuV/m)	Reading Level (dBuV)	Margin (dB)	Limit (dBuV/m)	Factor (dB)	Type
1			5150.000	53.433	49.264	-0.567	54.000	4.170	AV
2		*	5216.500	93.781	89.832	N/A	N/A	3.950	AV

Note: Measure Level (dB μ V/m) = Reading Level (dB μ V) + Factor (dB)

Factor (dB) = Cable Loss (dB) + Antenna Factor (dB) (dB/m) - Pre_Amplifier Gain (dB)

Site: AC1	Time: 2017/07/21 - 16:45
Limit: FCC_Part15.209_RE(3m)	Engineer: Kevin Ker
Probe: BBHA9120D_1GHz_18GHz	Polarity: Vertical
EUT: AC220 Wi-Fi AP OD small omni antenna US	Power: DC 54V
Test Mode: Transmit by 802.11ac-VHT80 at Channel 5210MHz Ant 2	

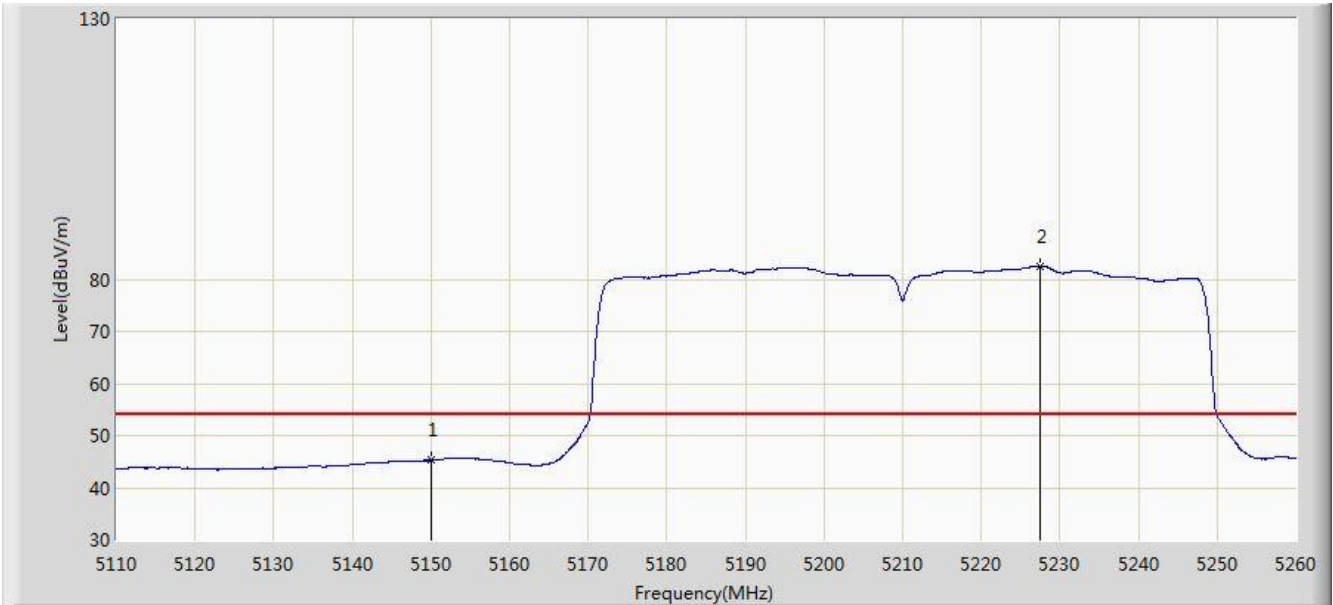


No	Flag	Mark	Frequency (MHz)	Measure Level (dBuV/m)	Reading Level (dBuV)	Margin (dB)	Limit (dBuV/m)	Factor (dB)	Type
1			5141.575	61.340	57.164	-12.660	74.000	4.176	PK
2			5150.000	59.305	55.136	-14.695	74.000	4.170	PK
3		*	5234.350	96.020	92.124	N/A	N/A	3.897	PK

Note: Measure Level (dBμV/m) = Reading Level (dBμV) + Factor (dB)

Factor (dB) = Cable Loss (dB) + Antenna Factor (dB) (dB/m) - Pre_Amplifier Gain (dB)

Site: AC1	Time: 2017/07/21 - 16:48
Limit: FCC_Part15.209_RE(3m)	Engineer: Kevin Ker
Probe: BBHA9120D_1GHz_18GHz	Polarity: Vertical
EUT: AC220 Wi-Fi AP OD small omni antenna US	Power: DC 54V
Test Mode: Transmit by 802.11ac-VHT80 at Channel 5210MHz Ant 2	

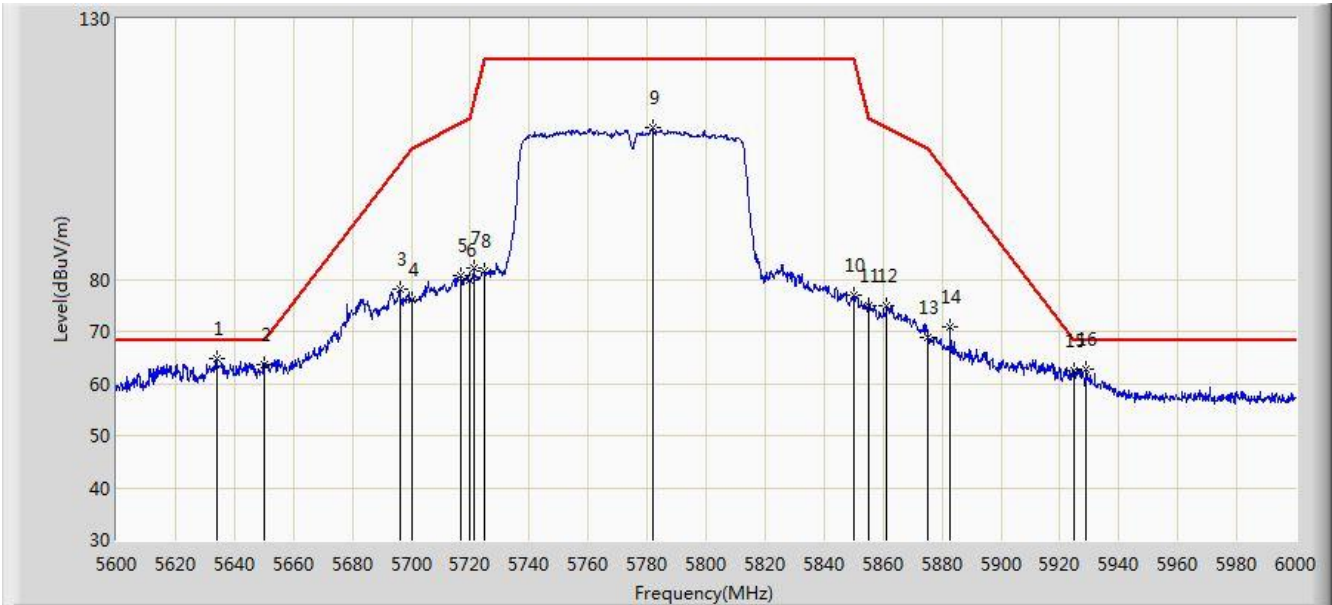


No	Flag	Mark	Frequency (MHz)	Measure Level (dBuV/m)	Reading Level (dBuV)	Margin (dB)	Limit (dBuV/m)	Factor (dB)	Type
1			5150.000	45.261	41.092	-8.739	54.000	4.170	AV
2		*	5227.525	82.545	78.628	N/A	N/A	3.916	AV

Note: Measure Level (dB μ V/m) = Reading Level (dB μ V) + Factor (dB)

Factor (dB) = Cable Loss (dB) + Antenna Factor (dB) (dB/m) - Pre_Amplifier Gain (dB)

Site: AC1	Time: 2017/07/21 - 21:21
Limit: FCC_Part15.407_RE(3m)	Engineer: Kevin Ker
Probe: BBHA9120D_1GHz_18GHz	Polarity: Horizontal
EUT: AC220 Wi-Fi AP OD small omni antenna US	Power: DC 54V
Test Mode: Transmit by 802.11ac-VHT80 at Channel 5775MHz Ant 2	

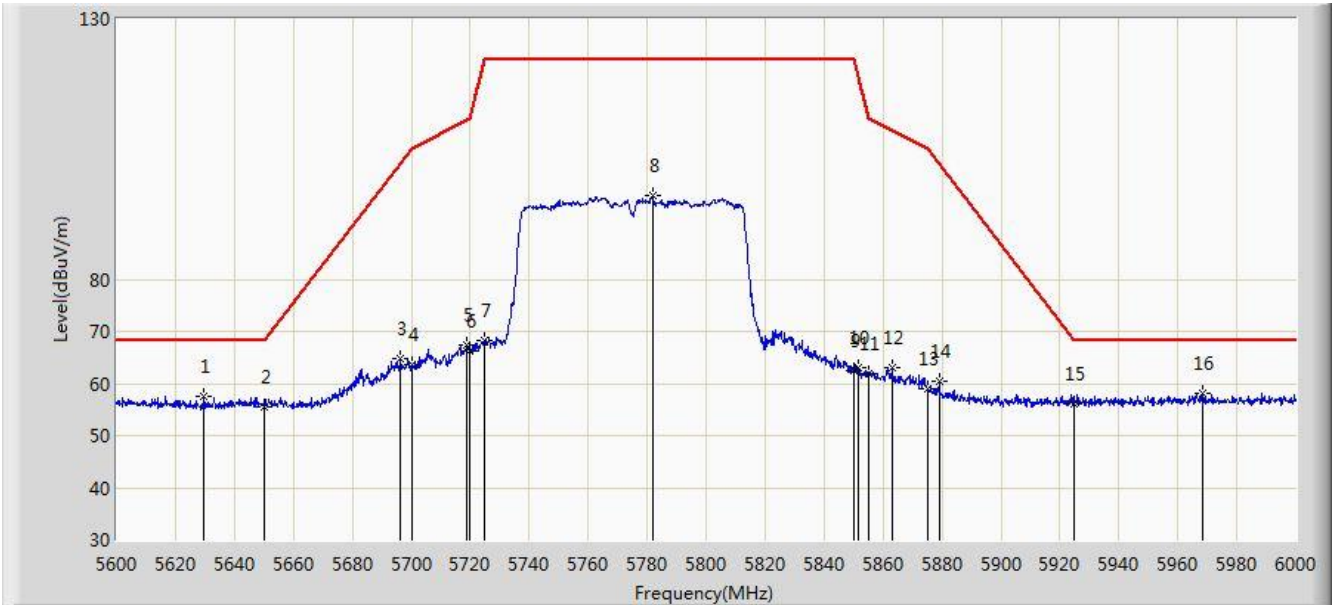


No	Flag	Mark	Frequency (MHz)	Measure Level (dBuV/m)	Reading Level (dBuV)	Margin (dB)	Limit (dBuV/m)	Factor (dB)	Type
1		*	5634.000	64.688	60.067	-3.512	68.200	4.621	PK
2			5650.000	63.661	58.990	-4.539	68.200	4.671	PK
3			5696.000	78.076	73.219	-24.638	102.714	4.857	PK
4			5700.000	76.098	71.220	-29.102	105.200	4.878	PK
5			5717.000	80.594	75.616	-29.368	109.961	4.978	PK
6			5720.000	79.832	74.835	-30.968	110.800	4.997	PK
7			5721.200	82.086	77.081	-31.451	113.537	5.005	PK
8			5725.000	81.718	76.689	-40.482	122.200	5.029	PK
9			5781.800	109.137	103.786	N/A	N/A	5.350	PK
10			5850.000	77.013	71.287	-45.187	122.200	5.726	PK
11			5855.000	74.920	69.174	-35.880	110.800	5.746	PK
12			5861.200	74.939	69.167	-34.123	109.062	5.772	PK
13			5875.000	68.846	63.026	-36.354	105.200	5.820	PK
14			5882.800	70.884	65.037	-29.432	100.315	5.846	PK
15			5925.000	62.502	56.536	-5.698	68.200	5.967	PK
16			5929.000	62.733	56.757	-5.467	68.200	5.976	PK

Note: Measure Level (dB μ V/m) = Reading Level (dB μ V) + Factor (dB)

Factor (dB) = Cable Loss (dB) + Antenna Factor (dB) (dB/m) - Pre_Amplifier Gain (dB)

Site: AC1	Time: 2017/07/21 - 21:52
Limit: FCC_Part15.407_RE(3m)	Engineer: Kevin Ker
Probe: BBHA9120D_1GHz_18GHz	Polarity: Vertical
EUT: AC220 Wi-Fi AP OD small omni antenna US	Power: DC 54V
Test Mode: Transmit by 802.11ac-VHT80 at Channel 5775MHz Ant 2	



No	Flag	Mark	Frequency (MHz)	Measure Level (dBuV/m)	Reading Level (dBuV)	Margin (dB)	Limit (dBuV/m)	Factor (dB)	Type
1			5629.800	57.521	52.912	-10.679	68.200	4.609	PK
2			5650.000	55.634	50.963	-12.566	68.200	4.671	PK
3			5696.400	64.922	60.063	-38.041	102.963	4.859	PK
4			5700.000	63.496	58.618	-41.704	105.200	4.878	PK
5			5719.000	67.445	62.455	-43.075	110.520	4.990	PK
6			5720.000	66.173	61.176	-44.627	110.800	4.997	PK
7			5725.000	68.167	63.138	-54.033	122.200	5.029	PK
8			5781.800	96.011	90.660	N/A	N/A	5.350	PK
9			5850.000	62.325	56.599	-59.875	122.200	5.726	PK
10			5851.800	62.943	57.210	-55.152	118.095	5.733	PK
11			5855.000	61.755	56.009	-49.045	110.800	5.746	PK
12			5863.000	62.989	57.210	-45.569	108.558	5.779	PK
13			5875.000	58.964	53.144	-46.236	105.200	5.820	PK
14			5879.000	60.322	54.488	-42.373	102.694	5.833	PK
15			5925.000	56.084	50.118	-12.116	68.200	5.967	PK
16		*	5968.200	58.217	52.159	-9.983	68.200	6.058	PK

Note: Measure Level (dBuV/m) = Reading Level (dBuV) + Factor (dB)

Factor (dB) = Cable Loss (dB) + Antenna Factor (dB) (dB/m) - Pre_Amplifier Gain (dB)

Site: AC1	Time: 2017/07/21 - 22:01
Limit: FCC_Part15.209_RE(3m)	Engineer: Kevin Ker
Probe: BBHA9120D_1GHz_18GHz	Polarity: Horizontal
EUT: AC220 Wi-Fi AP OD small omni antenna US	Power: DC 54V
Test Mode: Transmit by 802.11a at Channel 5180MHz Ant 1 + 2 (CDD Mode)	

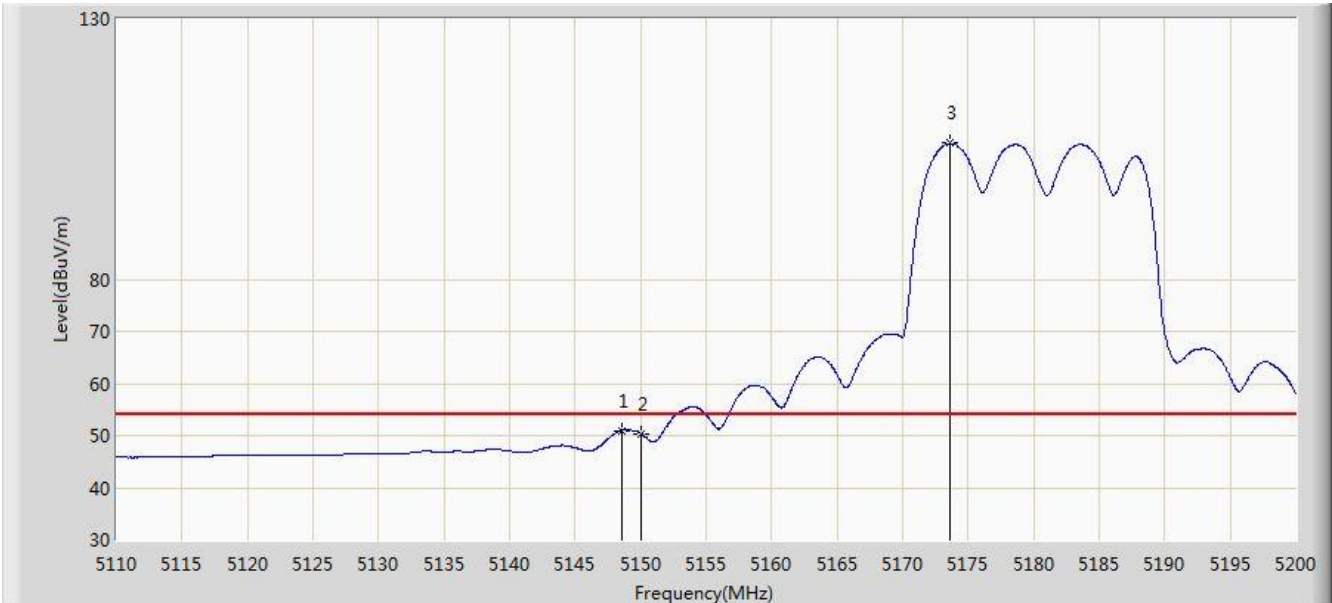


No	Flag	Mark	Frequency (MHz)	Measure Level (dBuV/m)	Reading Level (dBuV)	Margin (dB)	Limit (dBuV/m)	Factor (dB)	Type
1			5149.060	71.754	67.582	-2.246	74.000	4.173	PK
2			5150.000	71.383	67.214	-2.617	74.000	4.170	PK
3		*	5182.765	119.597	115.538	N/A	N/A	4.059	PK

Note: Measure Level (dBμV/m) = Reading Level (dBμV) + Factor (dB)

Factor (dB) = Cable Loss (dB) + Antenna Factor (dB) (dB/m) - Pre_Amplifier Gain (dB)

Site: AC1	Time: 2017/07/21 - 22:04
Limit: FCC_Part15.209_RE(3m)	Engineer: Kevin Ker
Probe: BBHA9120D_1GHz_18GHz	Polarity: Horizontal
EUT: AC220 Wi-Fi AP OD small omni antenna US	Power: DC 54V
Test Mode: Transmit by 802.11a at Channel 5180MHz Ant 1 + 2 (CDD Mode)	



No	Flag	Mark	Frequency (MHz)	Measure Level (dBuV/m)	Reading Level (dBuV)	Margin (dB)	Limit (dBuV/m)	Factor (dB)	Type
1			5148.520	50.998	46.824	-3.002	54.000	4.173	AV
2			5150.000	50.421	46.252	-3.579	54.000	4.170	AV
3		*	5173.630	106.102	102.011	N/A	N/A	4.092	AV

Note: Measure Level (dBμV/m) = Reading Level (dBμV) + Factor (dB)

Factor (dB) = Cable Loss (dB) + Antenna Factor (dB) (dB/m) - Pre_Amplifier Gain (dB)

Site: AC1	Time: 2017/07/21 - 22:09
Limit: FCC_Part15.209_RE(3m)	Engineer: Kevin Ker
Probe: BBHA9120D_1GHz_18GHz	Polarity: Vertical
EUT: AC220 Wi-Fi AP OD small omni antenna US	Power: DC 54V
Test Mode: Transmit by 802.11a at Channel 5180MHz Ant 1 + 2 (CDD Mode)	

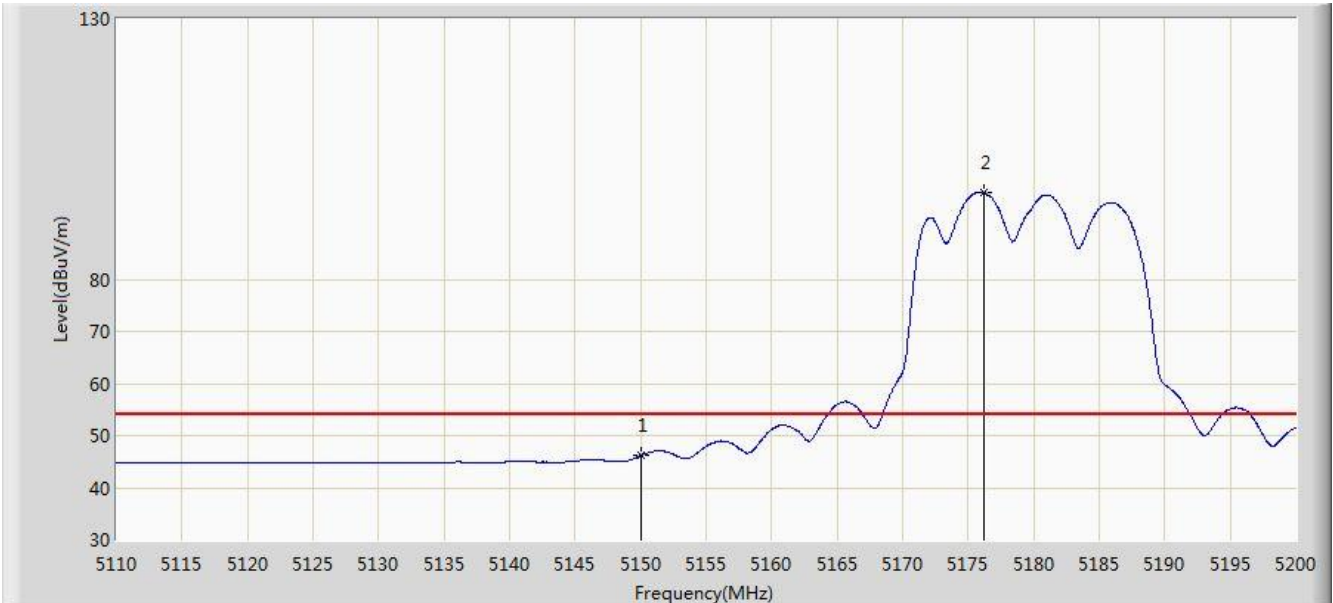


No	Flag	Mark	Frequency (MHz)	Measure Level (dBuV/m)	Reading Level (dBuV)	Margin (dB)	Limit (dBuV/m)	Factor (dB)	Type
1			5150.000	63.294	59.125	-10.706	74.000	4.170	PK
2		*	5176.015	108.510	104.427	N/A	N/A	4.083	PK

Note: Measure Level (dBμV/m) = Reading Level (dBμV) + Factor (dB)

Factor (dB) = Cable Loss (dB) + Antenna Factor (dB) (dB/m) - Pre_Amplifier Gain (dB)

Site: AC1	Time: 2017/07/21 - 22:11
Limit: FCC_Part15.209_RE(3m)	Engineer: Kevin Ker
Probe: BBHA9120D_1GHz_18GHz	Polarity: Vertical
EUT: AC220 Wi-Fi AP OD small omni antenna US	Power: DC 54V
Test Mode: Transmit by 802.11a at Channel 5180MHz Ant 1 + 2 (CDD Mode)	

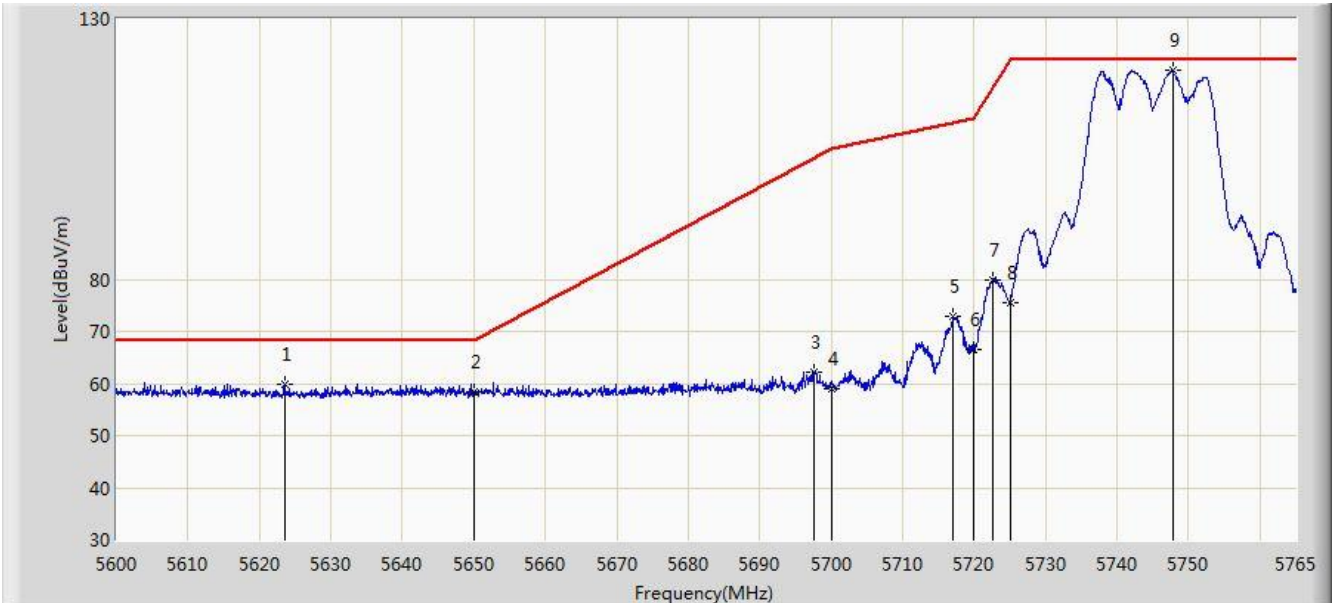


No	Flag	Mark	Frequency (MHz)	Measure Level (dBuV/m)	Reading Level (dBuV)	Margin (dB)	Limit (dBuV/m)	Factor (dB)	Type
1			5150.000	46.135	41.966	-7.865	54.000	4.170	AV
2		*	5176.150	96.646	92.563	N/A	N/A	4.083	AV

Note: Measure Level (dB μ V/m) = Reading Level (dB μ V) + Factor (dB)

Factor (dB) = Cable Loss (dB) + Antenna Factor (dB) (dB/m) - Pre_Amplifier Gain (dB)

Site: AC1	Time: 2017/07/21 - 22:45
Limit: FCC_Part15.407_RE(3m)	Engineer: Kevin Ker
Probe: BBHA9120D_1GHz_18GHz	Polarity: Horizontal
EUT: AC220 Wi-Fi AP OD small omni antenna US	Power: DC 54V
Test Mode: Transmit by 802.11a at Channel 5745MHz Ant 1 + 2 (CDD Mode)	

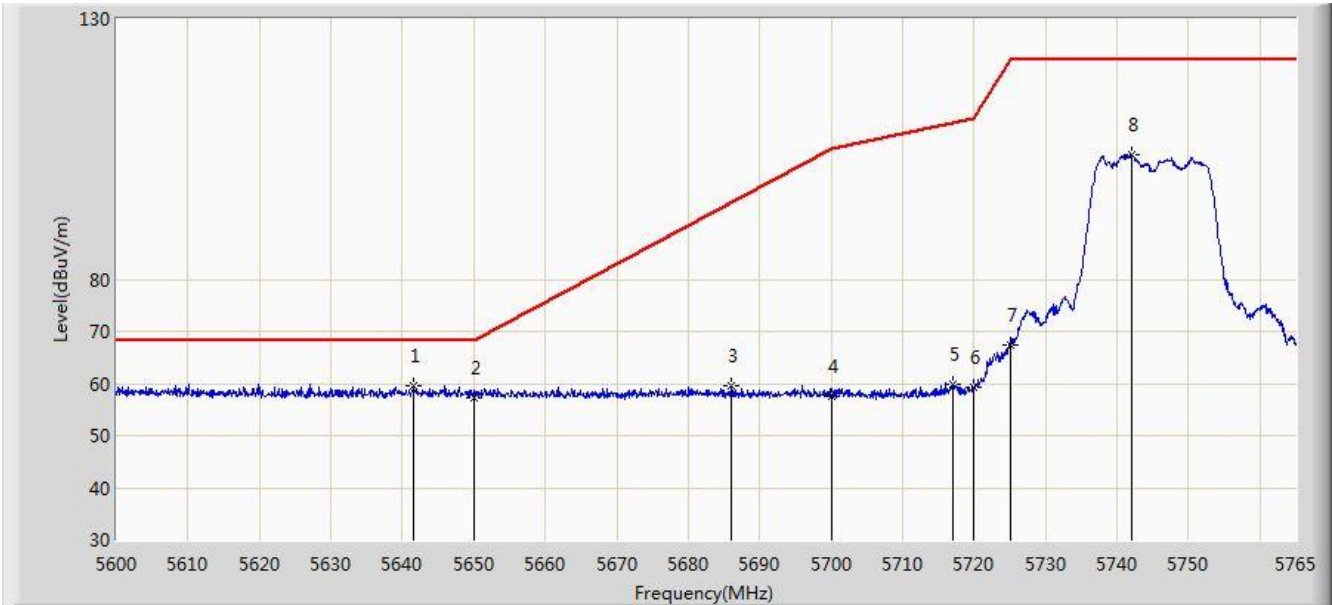


No	Flag	Mark	Frequency (MHz)	Measure Level (dBuV/m)	Reading Level (dBuV)	Margin (dB)	Limit (dBuV/m)	Factor (dB)	Type
1			5623.513	59.857	55.266	-8.343	68.200	4.591	PK
2			5650.000	58.459	53.788	-9.741	68.200	4.671	PK
3			5697.598	62.220	57.355	-41.487	103.707	4.865	PK
4			5700.000	58.921	54.043	-46.279	105.200	4.878	PK
5			5717.067	72.961	67.983	-37.019	109.980	4.978	PK
6			5720.000	66.572	61.575	-44.228	110.800	4.997	PK
7			5722.513	79.962	74.949	-36.569	116.531	5.014	PK
8			5725.000	75.559	70.530	-46.641	122.200	5.029	PK
9		*	5747.757	120.138	114.967	N/A	N/A	5.170	PK

Note: Measure Level (dBuV/m) = Reading Level (dBuV) + Factor (dB)

Factor (dB) = Cable Loss (dB) + Antenna Factor (dB) (dB/m) - Pre_Amplifier Gain (dB)

Site: AC1	Time: 2017/07/21 - 22:48
Limit: FCC_Part15.407_RE(3m)	Engineer: Kevin Ker
Probe: BBHA9120D_1GHz_18GHz	Polarity: Vertical
EUT: AC220 Wi-Fi AP OD small omni antenna US	Power: DC 54V
Test Mode: Transmit by 802.11a at Channel 5745MHz Ant 1 + 2 (CDD Mode)	

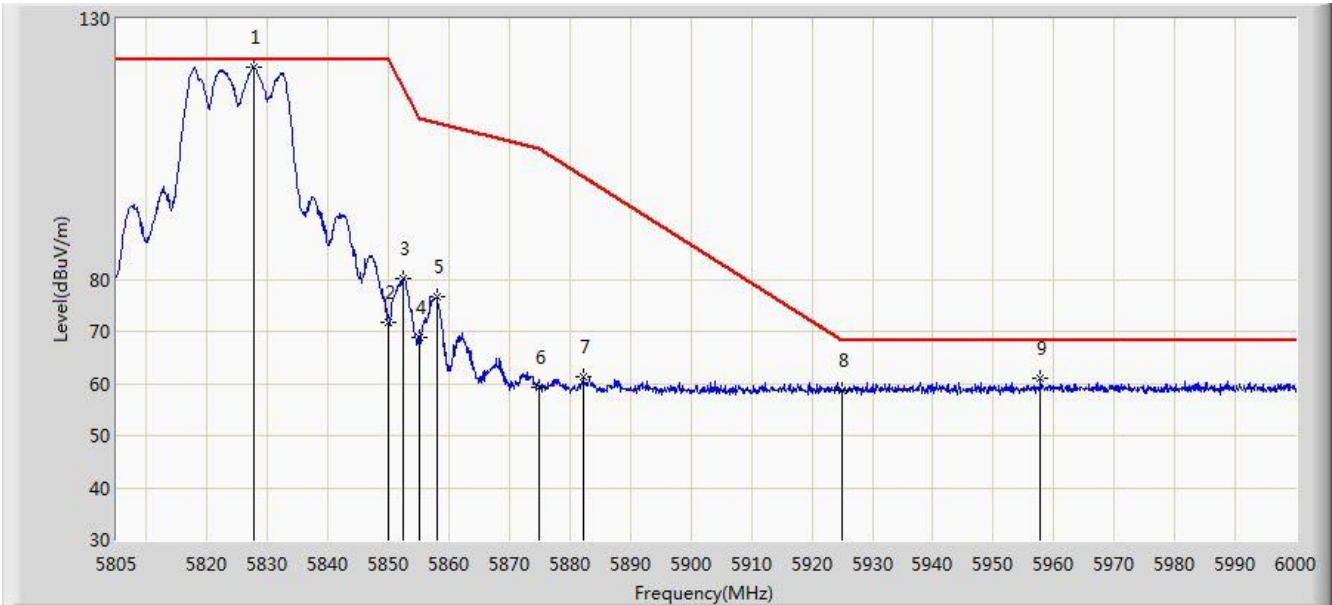


No	Flag	Mark	Frequency (MHz)	Measure Level (dBuV/m)	Reading Level (dBuV)	Margin (dB)	Limit (dBuV/m)	Factor (dB)	Type
1		*	5641.580	59.658	55.015	-8.542	68.200	4.643	PK
2			5650.000	57.292	52.621	-10.908	68.200	4.671	PK
3			5685.965	59.488	54.677	-36.982	96.470	4.811	PK
4			5700.000	57.586	52.708	-47.614	105.200	4.878	PK
5			5717.067	59.827	54.849	-50.153	109.980	4.978	PK
6			5720.000	59.364	54.367	-51.436	110.800	4.997	PK
7			5725.000	67.358	62.329	-54.842	122.200	5.029	PK
8			5742.065	103.797	98.659	N/A	N/A	5.137	PK

Note: Measure Level (dBμV/m) = Reading Level (dBμV) + Factor (dB)

Factor (dB) = Cable Loss (dB) + Antenna Factor (dB) (dB/m) - Pre_Amplifier Gain (dB)

Site: AC1	Time: 2017/07/21 - 22:52
Limit: FCC_Part15.407_RE(3m)	Engineer: Kevin Ker
Probe: BBHA9120D_1GHz_18GHz	Polarity: Horizontal
EUT: AC220 Wi-Fi AP OD small omni antenna US	Power: DC 54V
Test Mode: Transmit by 802.11a at Channel 5825MHz Ant 1 + 2 (CDD Mode)	

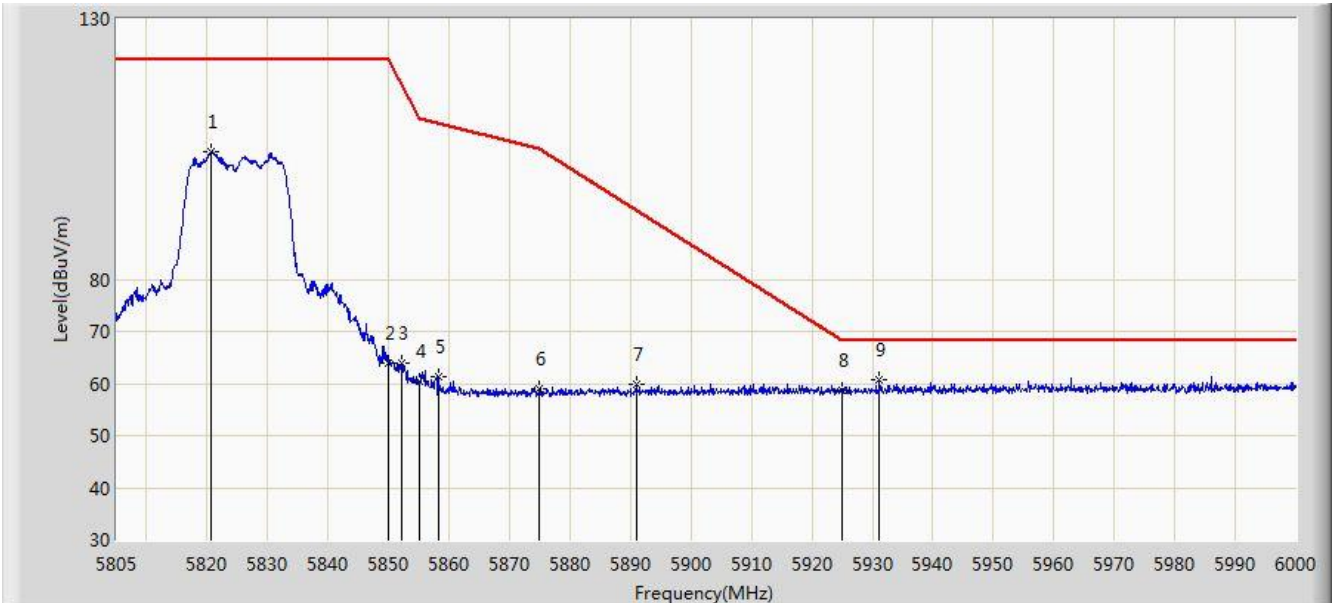


No	Flag	Mark	Frequency (MHz)	Measure Level (dBuV/m)	Reading Level (dBuV)	Margin (dB)	Limit (dBuV/m)	Factor (dB)	Type
1		*	5827.620	120.816	115.213	N/A	N/A	5.603	PK
2			5850.000	71.746	66.020	-50.454	122.200	5.726	PK
3			5852.482	80.020	74.284	-36.520	116.540	5.736	PK
4			5855.000	68.903	63.157	-41.897	110.800	5.746	PK
5			5858.040	76.535	70.776	-33.413	109.948	5.759	PK
6			5875.000	59.240	53.420	-45.960	105.200	5.820	PK
7			5882.123	61.220	55.376	-39.519	100.739	5.844	PK
8			5925.000	58.623	52.657	-9.577	68.200	5.967	PK
9			5957.783	61.054	55.014	-7.146	68.200	6.040	PK

Note: Measure Level (dBuV/m) = Reading Level (dBuV) + Factor (dB)

Factor (dB) = Cable Loss (dB) + Antenna Factor (dB) (dB/m) - Pre_Amplifier Gain (dB)

Site: AC1	Time: 2017/07/21 - 22:55
Limit: FCC_Part15.407_RE(3m)	Engineer: Kevin Ker
Probe: BBHA9120D_1GHz_18GHz	Polarity: Vertical
EUT: AC220 Wi-Fi AP OD small omni antenna US	Power: DC 54V
Test Mode: Transmit by 802.11a at Channel 5825MHz Ant 1 + 2 (CDD Mode)	

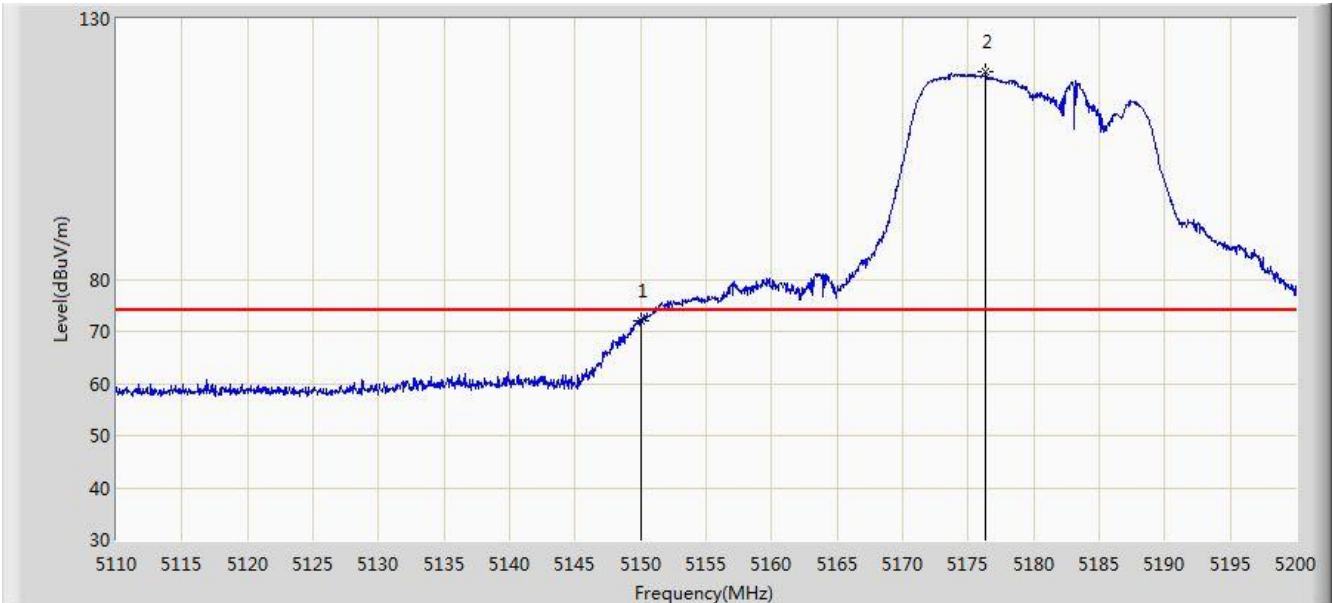


No	Flag	Mark	Frequency (MHz)	Measure Level (dBuV/m)	Reading Level (dBuV)	Margin (dB)	Limit (dBuV/m)	Factor (dB)	Type
1			5820.697	104.391	98.828	N/A	N/A	5.563	PK
2			5850.000	64.006	58.280	-58.194	122.200	5.726	PK
3			5852.190	64.035	58.300	-53.171	117.206	5.735	PK
4			5855.000	60.290	54.544	-50.510	110.800	5.746	PK
5			5858.235	61.358	55.598	-48.535	109.893	5.760	PK
6			5875.000	59.065	53.245	-46.135	105.200	5.820	PK
7			5890.897	59.772	53.898	-35.479	95.252	5.874	PK
8			5925.000	58.707	52.741	-9.493	68.200	5.967	PK
9		*	5931.165	60.629	54.647	-7.571	68.200	5.982	PK

Note: Measure Level (dB μ V/m) = Reading Level (dB μ V) + Factor (dB)

Factor (dB) = Cable Loss (dB) + Antenna Factor (dB) (dB/m) - Pre_Amplifier Gain (dB)

Site: AC1	Time: 2017/07/21 - 23:00
Limit: FCC_Part15.209_RE(3m)	Engineer: Kevin Ker
Probe: BBHA9120D_1GHz_18GHz	Polarity: Horizontal
EUT: AC220 Wi-Fi AP OD small omni antenna US	Power: DC 54V
Test Mode: Transmit by 802.11n-HT20 at Channel 5180MHz Ant 1 + 2 (CDD Mode)	

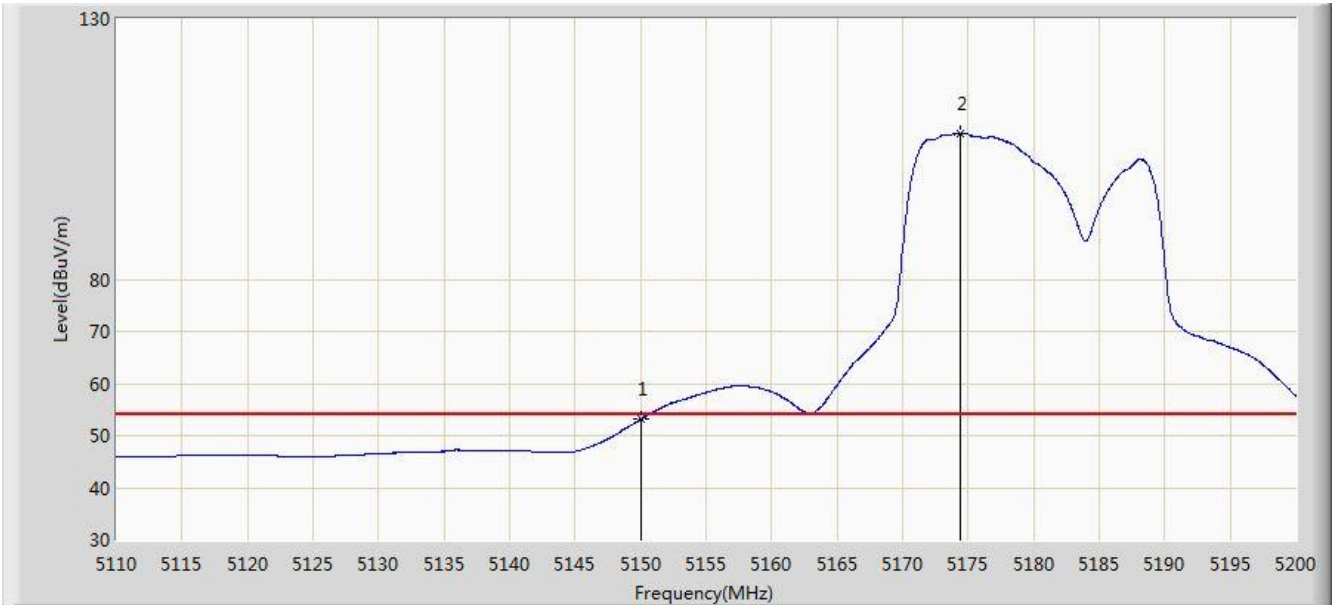


No	Flag	Mark	Frequency (MHz)	Measure Level (dBuV/m)	Reading Level (dBuV)	Margin (dB)	Limit (dBuV/m)	Factor (dB)	Type
1			5150.000	72.030	67.861	-1.970	74.000	4.170	PK
2		*	5176.330	119.782	115.700	N/A	N/A	4.081	PK

Note: Measure Level (dB μ V/m) = Reading Level (dB μ V) + Factor (dB)

Factor (dB) = Cable Loss (dB) + Antenna Factor (dB) (dB/m) - Pre_Amplifier Gain (dB)

Site: AC1	Time: 2017/07/21 - 23:03
Limit: FCC_Part15.209_RE(3m)	Engineer: Kevin Ker
Probe: BBHA9120D_1GHz_18GHz	Polarity: Horizontal
EUT: AC220 Wi-Fi AP OD small omni antenna US	Power: DC 54V
Test Mode: Transmit by 802.11n-HT20 at Channel 5180MHz Ant 1 + 2 (CDD Mode)	

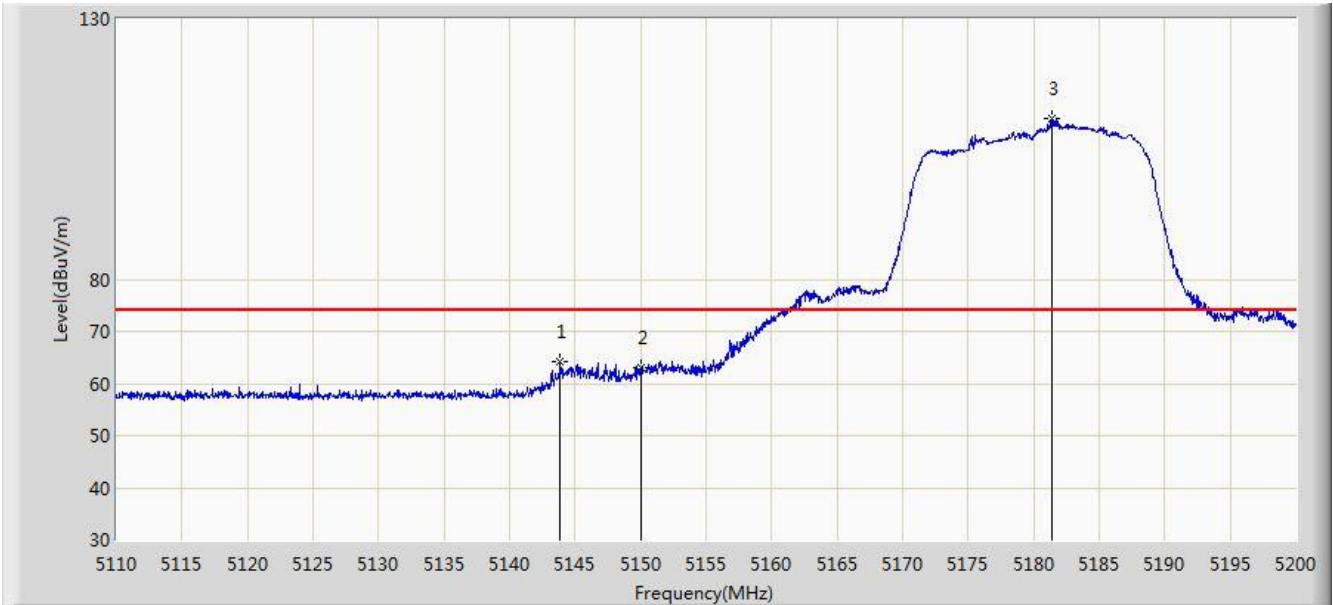


No	Flag	Mark	Frequency (MHz)	Measure Level (dBuV/m)	Reading Level (dBuV)	Margin (dB)	Limit (dBuV/m)	Factor (dB)	Type
1			5150.000	53.119	48.950	-0.881	54.000	4.170	AV
2		*	5174.350	107.976	103.887	N/A	N/A	4.088	AV

Note: Measure Level (dB μ V/m) = Reading Level (dB μ V) + Factor (dB)

Factor (dB) = Cable Loss (dB) + Antenna Factor (dB) (dB/m) - Pre_Amplifier Gain (dB)

Site: AC1	Time: 2017/07/21 - 23:03
Limit: FCC_Part15.209_RE(3m)	Engineer: Kevin Ker
Probe: BBHA9120D_1GHz_18GHz	Polarity: Vertical
EUT: AC220 Wi-Fi AP OD small omni antenna US	Power: DC 54V
Test Mode: Transmit by 802.11n-HT20 at Channel 5180MHz Ant 1 + 2 (CDD Mode)	

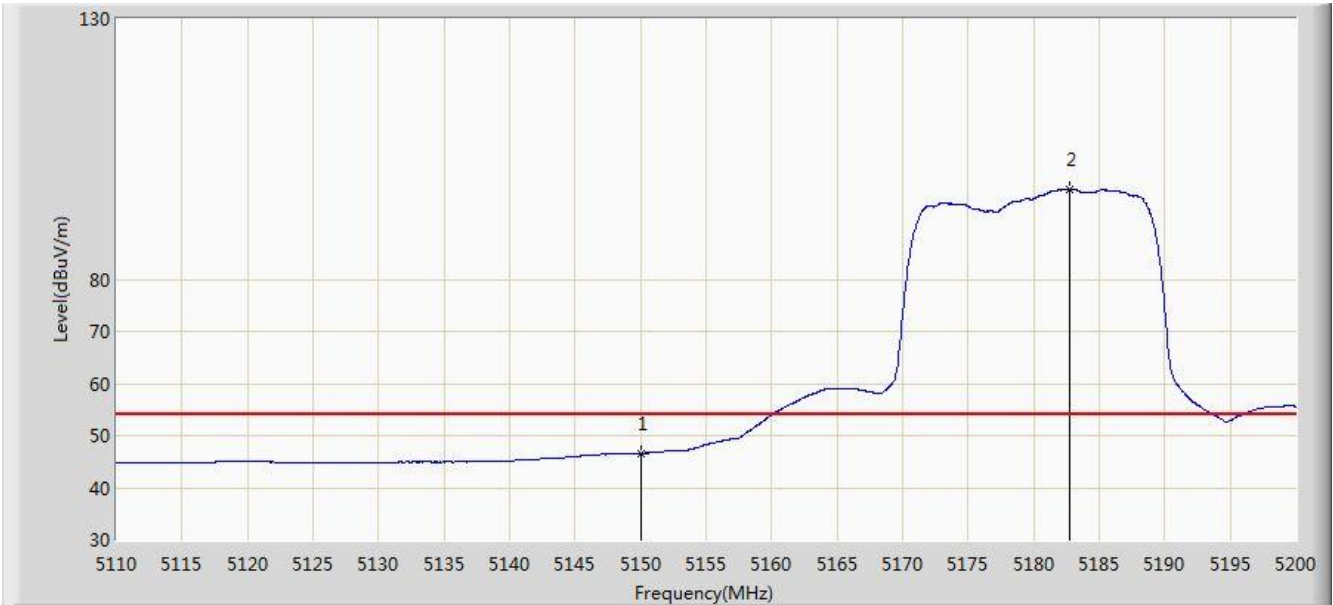


No	Flag	Mark	Frequency (MHz)	Measure Level (dBuV/m)	Reading Level (dBuV)	Margin (dB)	Limit (dBuV/m)	Factor (dB)	Type
1			5143.885	64.330	60.154	-9.670	74.000	4.176	PK
2			5150.000	63.043	58.874	-10.957	74.000	4.170	PK
3		*	5181.415	110.737	106.673	N/A	N/A	4.064	PK

Note: Measure Level (dB μ V/m) = Reading Level (dB μ V) + Factor (dB)

Factor (dB) = Cable Loss (dB) + Antenna Factor (dB) (dB/m) - Pre_Amplifier Gain (dB)

Site: AC1	Time: 2017/07/21 - 23:06
Limit: FCC_Part15.209_RE(3m)	Engineer: Kevin Ker
Probe: BBHA9120D_1GHz_18GHz	Polarity: Vertical
EUT: AC220 Wi-Fi AP OD small omni antenna US	Power: DC 54V
Test Mode: Transmit by 802.11n-HT20 at Channel 5180MHz Ant 1 + 2 (CDD Mode)	

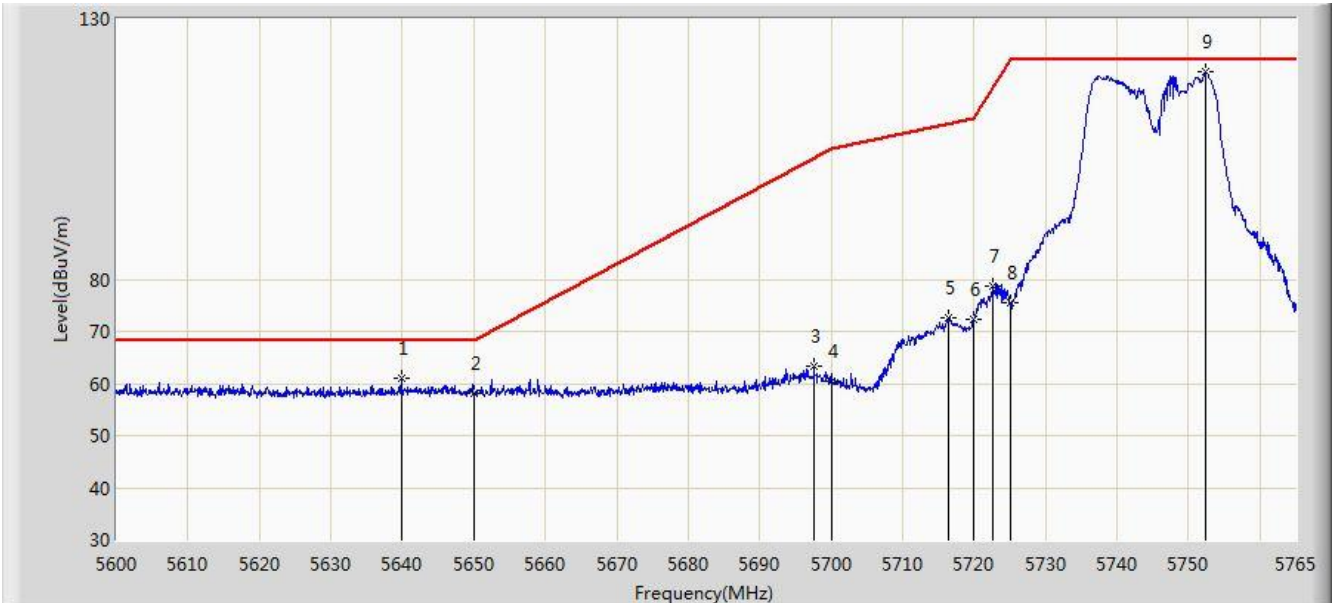


No	Flag	Mark	Frequency (MHz)	Measure Level (dBuV/m)	Reading Level (dBuV)	Margin (dB)	Limit (dBuV/m)	Factor (dB)	Type
1			5150.000	46.476	42.307	-7.524	54.000	4.170	AV
2		*	5182.720	97.249	93.190	N/A	N/A	4.060	AV

Note: Measure Level (dB μ V/m) = Reading Level (dB μ V) + Factor (dB)

Factor (dB) = Cable Loss (dB) + Antenna Factor (dB) (dB/m) - Pre_Amplifier Gain (dB)

Site: AC1	Time: 2017/07/21 - 23:48
Limit: FCC_Part15.407_RE(3m)	Engineer: Kevin Ker
Probe: BBHA9120D_1GHz_18GHz	Polarity: Horizontal
EUT: AC220 Wi-Fi AP OD small omni antenna US	Power: DC 54V
Test Mode: Transmit by 802.11n-HT20 at Channel 5745MHz Ant 1 + 2 (CDD Mode)	

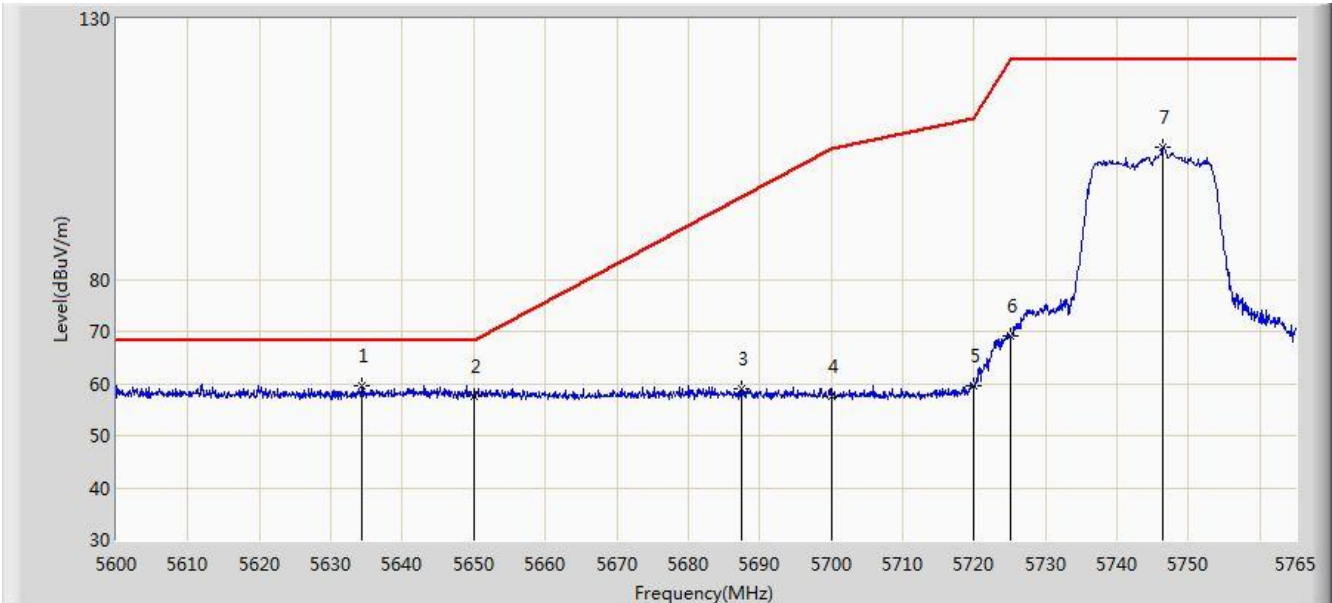


No	Flag	Mark	Frequency (MHz)	Measure Level (dBuV/m)	Reading Level (dBuV)	Margin (dB)	Limit (dBuV/m)	Factor (dB)	Type
1			5639.848	61.026	56.388	-7.174	68.200	4.638	PK
2			5650.000	58.002	53.331	-10.198	68.200	4.671	PK
3			5697.598	63.216	58.351	-40.491	103.707	4.865	PK
4			5700.000	60.313	55.435	-44.887	105.200	4.878	PK
5			5716.408	72.531	67.557	-37.265	109.796	4.974	PK
6			5720.000	72.296	67.299	-38.504	110.800	4.997	PK
7			5722.678	78.658	73.644	-38.249	116.907	5.014	PK
8			5725.000	75.455	70.426	-46.745	122.200	5.029	PK
9		*	5752.460	119.776	114.579	N/A	N/A	5.198	PK

Note: Measure Level (dBuV/m) = Reading Level (dBuV) + Factor (dB)

Factor (dB) = Cable Loss (dB) + Antenna Factor (dB) (dB/m) - Pre_Amplifier Gain (dB)

Site: AC1	Time: 2017/07/21 - 23:51
Limit: FCC_Part15.407_RE(3m)	Engineer: Kevin Ker
Probe: BBHA9120D_1GHz_18GHz	Polarity: Vertical
EUT: AC220 Wi-Fi AP OD small omni antenna US	Power: DC 54V
Test Mode: Transmit by 802.11n-HT20 at Channel 5745MHz Ant 1 + 2 (CDD Mode)	

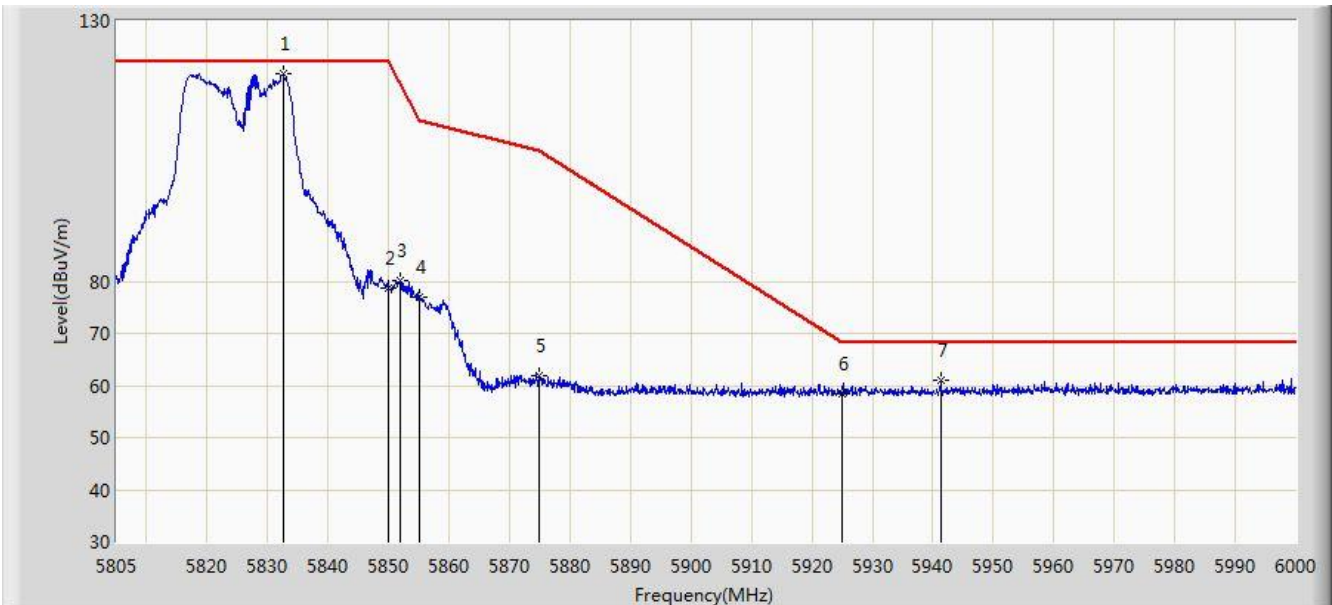


No	Flag	Mark	Frequency (MHz)	Measure Level (dBuV/m)	Reading Level (dBuV)	Margin (dB)	Limit (dBuV/m)	Factor (dB)	Type
1		*	5634.237	59.507	54.886	-8.693	68.200	4.621	PK
2			5650.000	57.658	52.987	-10.542	68.200	4.671	PK
3			5687.533	59.058	54.240	-38.389	97.446	4.818	PK
4			5700.000	57.559	52.681	-47.641	105.200	4.878	PK
5			5720.000	59.505	54.508	-51.295	110.800	4.997	PK
6			5725.000	69.258	64.229	-52.942	122.200	5.029	PK
7			5746.437	105.352	100.189	N/A	N/A	5.163	PK

Note: Measure Level (dBμV/m) = Reading Level (dBμV) + Factor (dB)

Factor (dB) = Cable Loss (dB) + Antenna Factor (dB) (dB/m) - Pre_Amplifier Gain (dB)

Site: AC1	Time: 2017/07/21 - 23:54
Limit: FCC_Part15.407_RE(3m)	Engineer: Kevin Ker
Probe: BBHA9120D_1GHz_18GHz	Polarity: Horizontal
EUT: AC220 Wi-Fi AP OD small omni antenna US	Power: DC 54V
Test Mode: Transmit by 802.11n-HT20 at Channel 5825MHz Ant 1 + 2 (CDD Mode)	

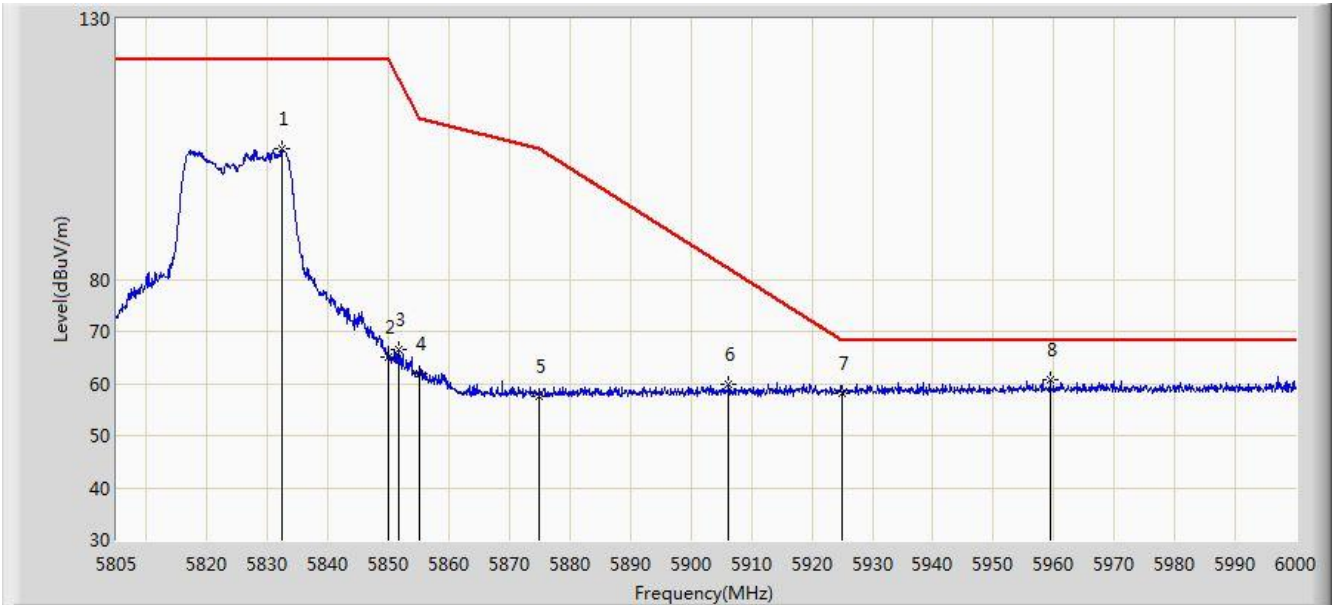


No	Flag	Mark	Frequency (MHz)	Measure Level (dBuV/m)	Reading Level (dBuV)	Margin (dB)	Limit (dBuV/m)	Factor (dB)	Type
1		*	5832.495	119.956	114.324	N/A	N/A	5.631	PK
2			5850.000	78.729	73.003	-43.471	122.200	5.726	PK
3			5851.995	80.269	74.535	-37.381	117.650	5.734	PK
4			5855.000	77.003	71.257	-33.797	110.800	5.746	PK
5			5875.000	61.916	56.096	-43.284	105.200	5.820	PK
6			5925.000	58.429	52.463	-9.771	68.200	5.967	PK
7			5941.305	60.978	54.971	-7.222	68.200	6.007	PK

Note: Measure Level (dBμV/m) = Reading Level (dBμV) + Factor (dB)

Factor (dB) = Cable Loss (dB) + Antenna Factor (dB) (dB/m) - Pre_Amplifier Gain (dB)

Site: AC1	Time: 2017/07/21 - 23:57
Limit: FCC_Part15.407_RE(3m)	Engineer: Kevin Ker
Probe: BBHA9120D_1GHz_18GHz	Polarity: Vertical
EUT: AC220 Wi-Fi AP OD small omni antenna US	Power: DC 54V
Test Mode: Transmit by 802.11n-HT20 at Channel 5825MHz Ant 1 + 2 (CDD Mode)	



No	Flag	Mark	Frequency (MHz)	Measure Level (dBuV/m)	Reading Level (dBuV)	Margin (dB)	Limit (dBuV/m)	Factor (dB)	Type
1			5832.397	105.189	99.558	N/A	N/A	5.631	PK
2			5850.000	65.078	59.352	-57.122	122.200	5.726	PK
3			5851.605	66.499	60.767	-52.040	118.540	5.732	PK
4			5855.000	61.862	56.116	-48.938	110.800	5.746	PK
5			5875.000	57.654	51.834	-47.546	105.200	5.820	PK
6			5906.205	59.849	53.929	-25.849	85.697	5.920	PK
7			5925.000	58.116	52.150	-10.084	68.200	5.967	PK
8		*	5959.440	60.652	54.609	-7.548	68.200	6.042	PK

Note: Measure Level (dBμV/m) = Reading Level (dBμV) + Factor (dB)

Factor (dB) = Cable Loss (dB) + Antenna Factor (dB) (dB/m) - Pre_Amplifier Gain (dB)

Site: AC1	Time: 2017/07/22 - 00:08
Limit: FCC_Part15.209_RE(3m)	Engineer: Kevin Ker
Probe: BBHA9120D_1GHz_18GHz	Polarity: Horizontal
EUT: AC220 Wi-Fi AP OD small omni antenna US	Power: DC 54V
Test Mode: Transmit by 802.11n-HT40 at Channel 5190MHz Ant 1 + 2 (CDD Mode)	

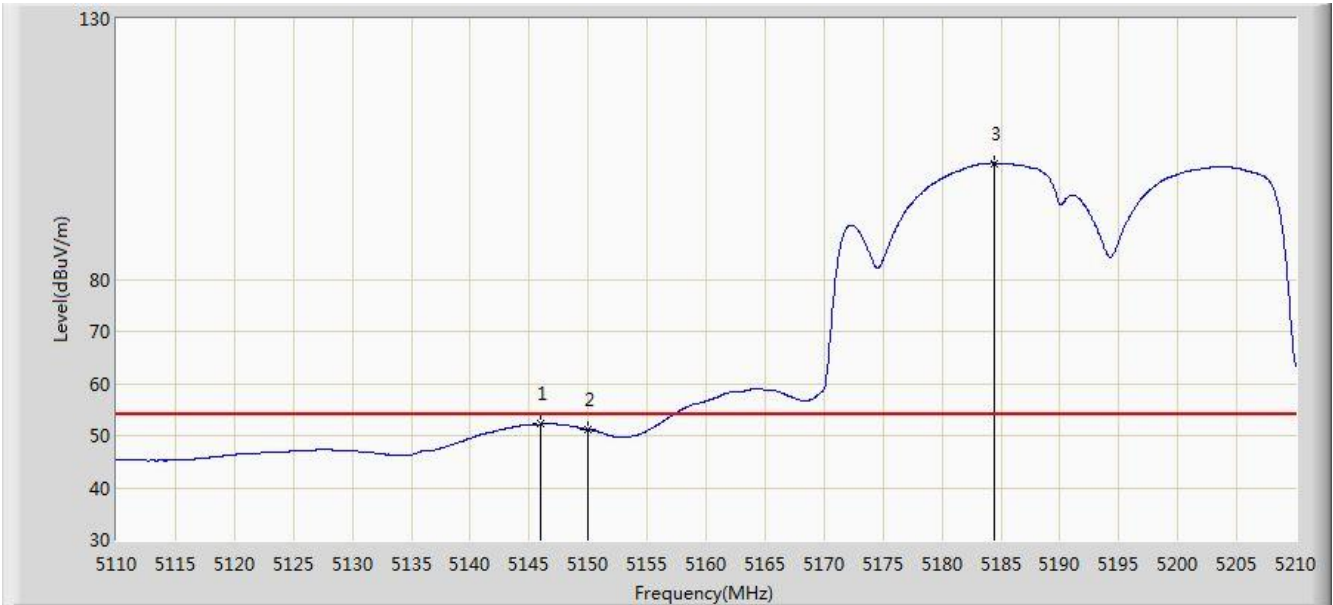


No	Flag	Mark	Frequency (MHz)	Measure Level (dBuV/m)	Reading Level (dBuV)	Margin (dB)	Limit (dBuV/m)	Factor (dB)	Type
1			5141.850	70.113	65.937	-3.887	74.000	4.176	PK
2			5150.000	64.300	60.131	-9.700	74.000	4.170	PK
3		*	5183.200	114.156	110.098	N/A	N/A	4.057	PK

Note: Measure Level (dBμV/m) = Reading Level (dBμV) + Factor (dB)

Factor (dB) = Cable Loss (dB) + Antenna Factor (dB) (dB/m) - Pre_Amplifier Gain (dB)

Site: AC1	Time: 2017/07/22 - 00:07
Limit: FCC_Part15.209_RE(3m)	Engineer: Kevin Ker
Probe: BBHA9120D_1GHz_18GHz	Polarity: Horizontal
EUT: AC220 Wi-Fi AP OD small omni antenna US	Power: DC 54V
Test Mode: Transmit by 802.11n-HT40 at Channel 5190MHz Ant 1 + 2 (CDD Mode)	

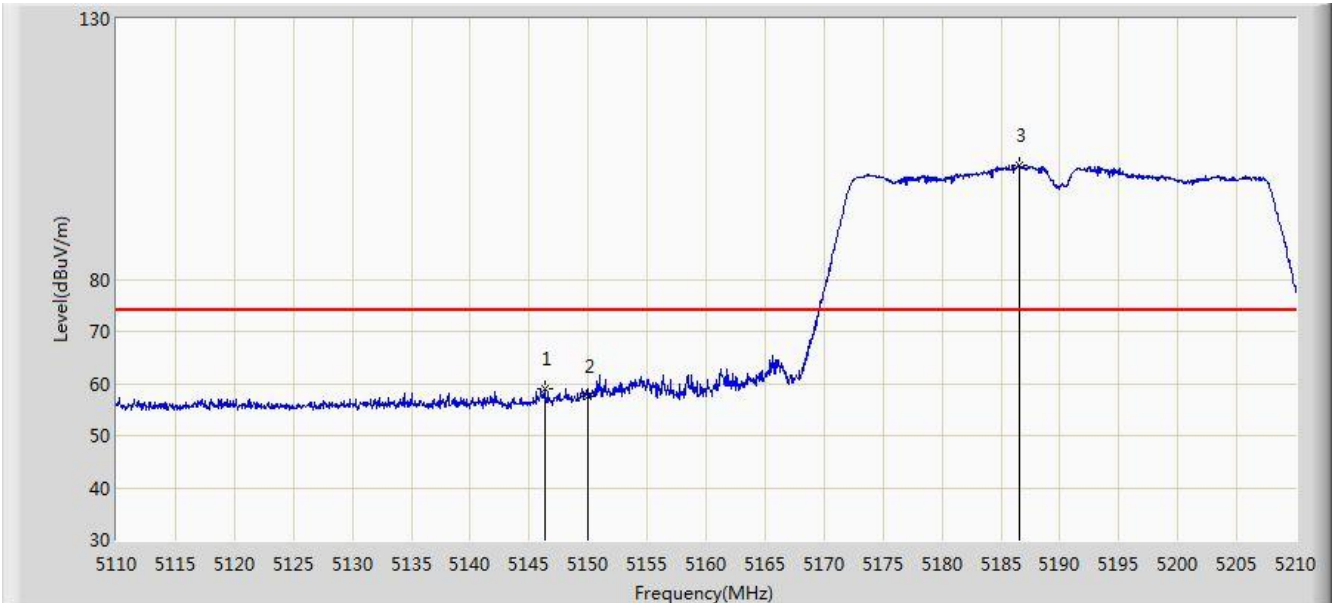


No	Flag	Mark	Frequency (MHz)	Measure Level (dBuV/m)	Reading Level (dBuV)	Margin (dB)	Limit (dBuV/m)	Factor (dB)	Type
1			5146.000	52.213	48.037	-1.787	54.000	4.176	AV
2			5150.000	51.129	46.960	-2.871	54.000	4.170	AV
3		*	5184.450	102.318	98.265	N/A	N/A	4.053	AV

Note: Measure Level (dBuV/m) = Reading Level (dBuV) + Factor (dB)

Factor (dB) = Cable Loss (dB) + Antenna Factor (dB) (dB/m) - Pre_Amplifier Gain (dB)

Site: AC1	Time: 2017/07/22 - 00:13
Limit: FCC_Part15.209_RE(3m)	Engineer: Kevin Ker
Probe: BBHA9120D_1GHz_18GHz	Polarity: Vertical
EUT: AC220 Wi-Fi AP OD small omni antenna US	Power: DC 54V
Test Mode: Transmit by 802.11n-HT40 at Channel 5190MHz Ant 1 + 2 (CDD Mode)	

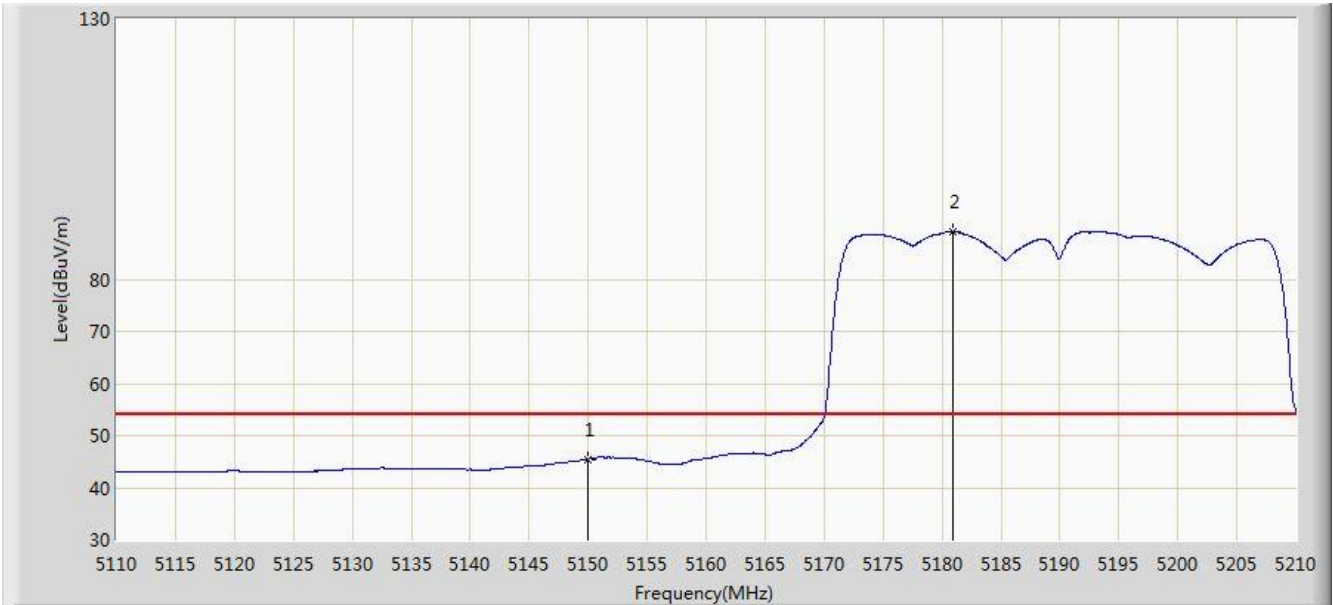


No	Flag	Mark	Frequency (MHz)	Measure Level (dBuV/m)	Reading Level (dBuV)	Margin (dB)	Limit (dBuV/m)	Factor (dB)	Type
1			5146.300	58.930	54.754	-15.070	74.000	4.176	PK
2			5150.000	57.617	53.448	-16.383	74.000	4.170	PK
3		*	5186.600	101.930	97.885	N/A	N/A	4.045	PK

Note: Measure Level (dB μ V/m) = Reading Level (dB μ V) + Factor (dB)

Factor (dB) = Cable Loss (dB) + Antenna Factor (dB) (dB/m) - Pre_Amplifier Gain (dB)

Site: AC1	Time: 2017/07/22 - 00:15
Limit: FCC_Part15.209_RE(3m)	Engineer: Kevin Ker
Probe: BBHA9120D_1GHz_18GHz	Polarity: Vertical
EUT: AC220 Wi-Fi AP OD small omni antenna US	Power: DC 54V
Test Mode: Transmit by 802.11n-HT40 at Channel 5190MHz Ant 1 + 2 (CDD Mode)	

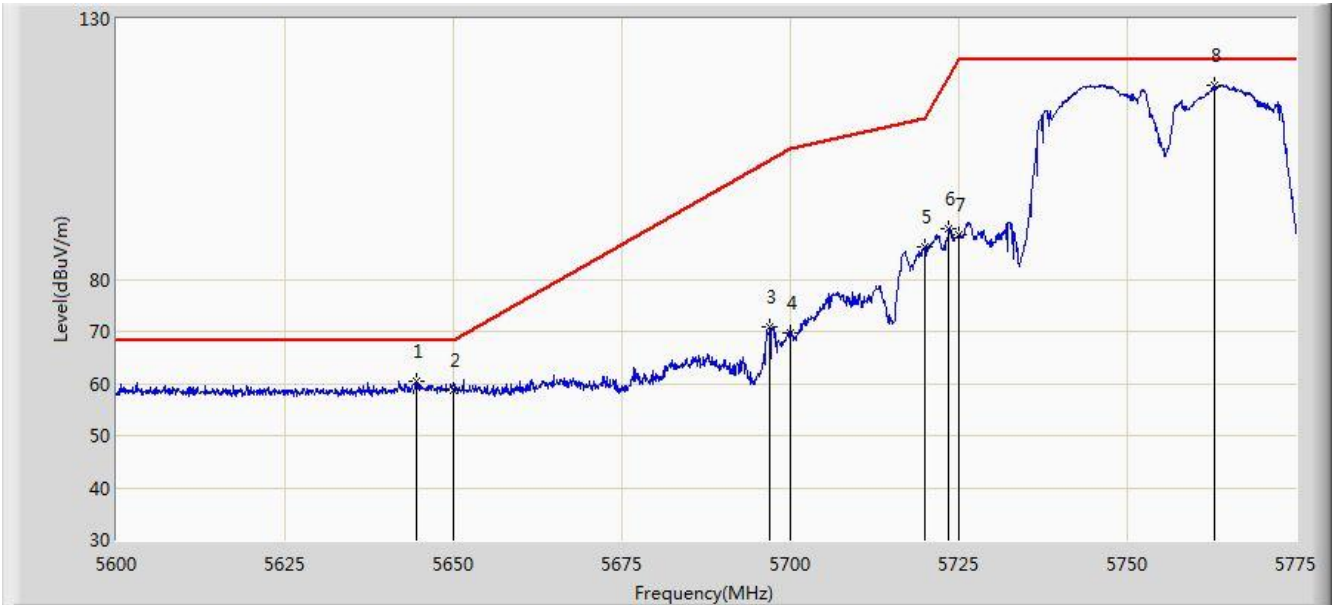


No	Flag	Mark	Frequency (MHz)	Measure Level (dBuV/m)	Reading Level (dBuV)	Margin (dB)	Limit (dBuV/m)	Factor (dB)	Type
1			5150.000	45.506	41.337	-8.494	54.000	4.170	AV
2		*	5180.900	89.164	85.098	N/A	N/A	4.066	AV

Note: Measure Level (dB μ V/m) = Reading Level (dB μ V) + Factor (dB)

Factor (dB) = Cable Loss (dB) + Antenna Factor (dB) (dB/m) - Pre_Amplifier Gain (dB)

Site: AC1	Time: 2017/07/22 - 01:02
Limit: FCC_Part15.407_RE(3m)	Engineer: Kevin Ker
Probe: BBHA9120D_1GHz_18GHz	Polarity: Horizontal
EUT: AC220 Wi-Fi AP OD small omni antenna US	Power: DC 54V
Test Mode: Transmit by 802.11n-HT40 at Channel 5755MHz Ant 1 + 2 (CDD Mode)	

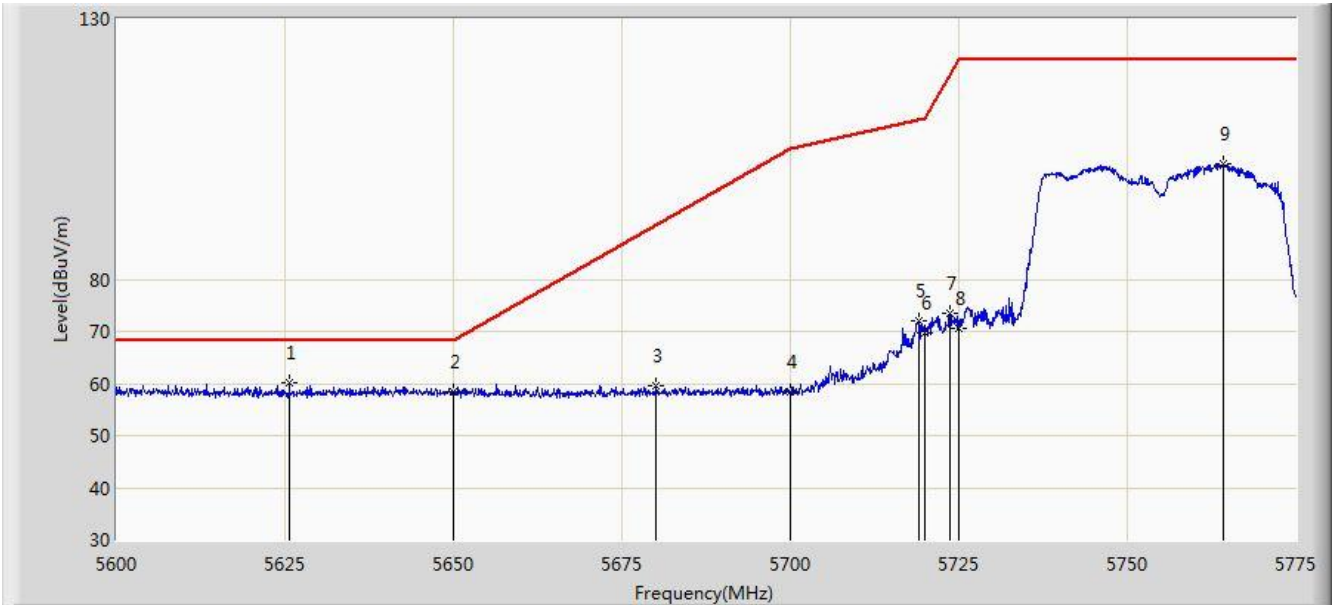


No	Flag	Mark	Frequency (MHz)	Measure Level (dBuV/m)	Reading Level (dBuV)	Margin (dB)	Limit (dBuV/m)	Factor (dB)	Type
1		*	5644.625	60.529	55.876	-7.671	68.200	4.654	PK
2			5650.000	58.674	54.003	-9.526	68.200	4.671	PK
3			5697.038	70.880	66.017	-32.480	103.359	4.863	PK
4			5700.000	69.654	64.776	-35.546	105.200	4.878	PK
5			5720.000	86.134	81.137	-24.666	110.800	4.997	PK
6			5723.550	89.693	84.673	-29.202	118.895	5.020	PK
7			5725.000	88.513	83.484	N/A	N/A	5.029	PK

Note: Measure Level (dB μ V/m) = Reading Level (dB μ V) + Factor (dB)

Factor (dB) = Cable Loss (dB) + Antenna Factor (dB) (dB/m) - Pre_Amplifier Gain (dB)

Site: AC1	Time: 2017/07/22 - 01:05
Limit: FCC_Part15.407_RE(3m)	Engineer: Kevin Ker
Probe: BBHA9120D_1GHz_18GHz	Polarity: Vertical
EUT: AC220 Wi-Fi AP OD small omni antenna US	Power: DC 54V
Test Mode: Transmit by 802.11n-HT40 at Channel 5755MHz Ant 1 + 2 (CDD Mode)	

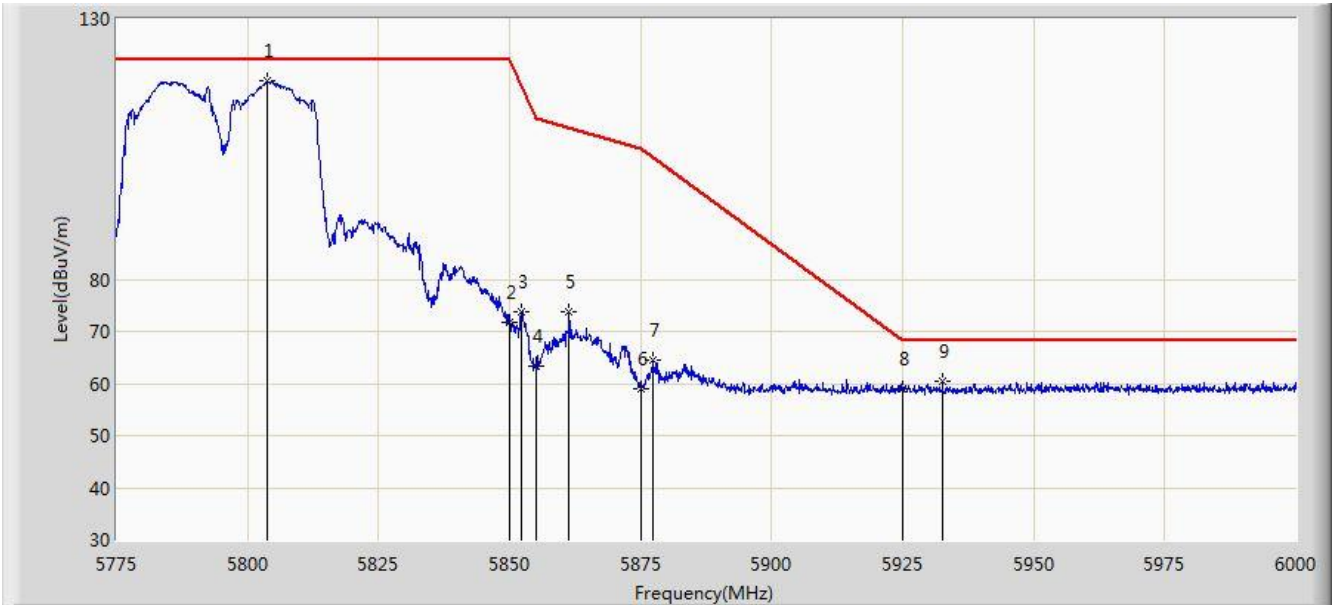


No	Flag	Mark	Frequency (MHz)	Measure Level (dBuV/m)	Reading Level (dBuV)	Margin (dB)	Limit (dBuV/m)	Factor (dB)	Type
1		*	5625.638	60.138	55.541	-8.062	68.200	4.597	PK
2			5650.000	58.416	53.745	-9.784	68.200	4.671	PK
3			5680.150	59.689	54.901	-33.158	92.846	4.787	PK
4			5700.000	58.321	53.443	-46.879	105.200	4.878	PK
5			5719.087	71.957	66.966	-38.588	110.545	4.992	PK
6			5720.000	69.684	64.687	-41.116	110.800	4.997	PK
7			5723.638	73.557	68.537	-45.538	119.096	5.021	PK
8			5725.000	70.517	65.488	-51.683	122.200	5.029	PK
9			5764.150	102.232	96.971	N/A	N/A	5.262	PK

Note: Measure Level (dB μ V/m) = Reading Level (dB μ V) + Factor (dB)

Factor (dB) = Cable Loss (dB) + Antenna Factor (dB) (dB/m) - Pre_Amplifier Gain (dB)

Site: AC1	Time: 2017/07/22 - 01:10
Limit: FCC_Part15.407_RE(3m)	Engineer: Kevin Ker
Probe: BBHA9120D_1GHz_18GHz	Polarity: Horizontal
EUT: AC220 Wi-Fi AP OD small omni antenna US	Power: DC 54V
Test Mode: Transmit by 802.11n-HT40 at Channel 5795MHz Ant 1 + 2 (CDD Mode)	

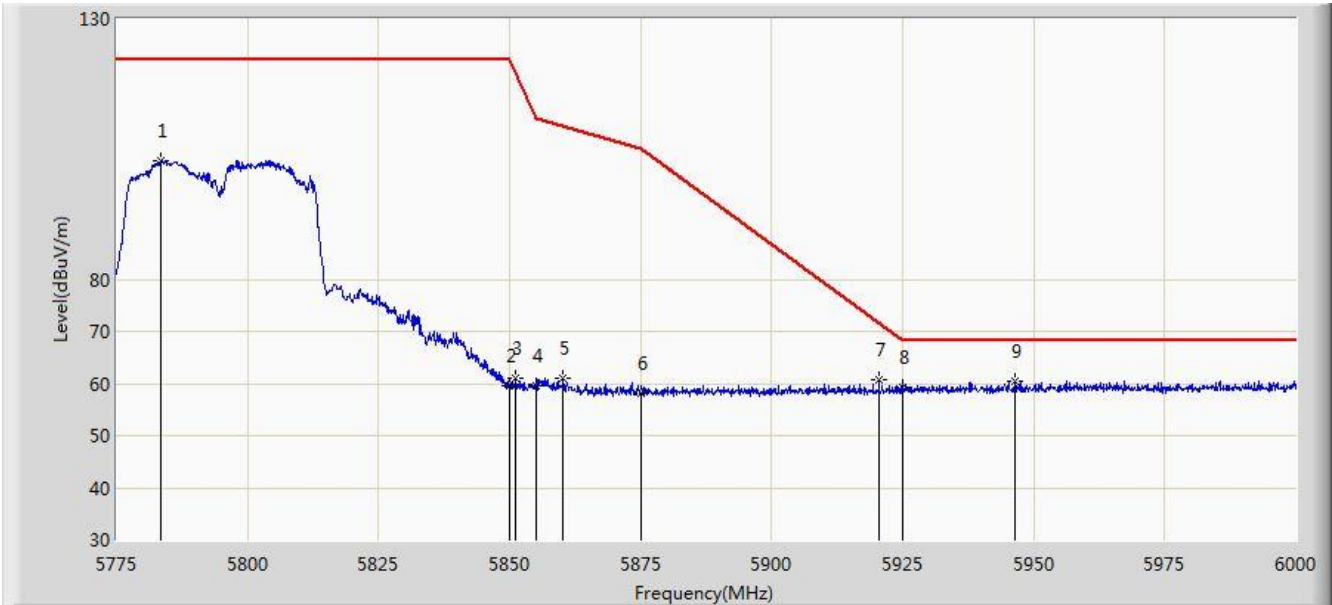


No	Flag	Mark	Frequency (MHz)	Measure Level (dBuV/m)	Reading Level (dBuV)	Margin (dB)	Limit (dBuV/m)	Factor (dB)	Type
1		*	5803.800	117.999	112.533	N/A	N/A	5.466	PK
2			5850.000	71.808	66.082	-50.392	122.200	5.726	PK
3			5852.288	73.812	68.077	-43.170	116.982	5.735	PK
4			5855.000	63.436	57.690	-47.364	110.800	5.746	PK
5			5861.288	73.660	67.888	-35.377	109.037	5.772	PK
6			5875.000	59.087	53.267	-46.113	105.200	5.820	PK
7			5877.487	64.517	58.689	-39.124	103.642	5.828	PK
8			5925.000	58.920	52.954	-9.280	68.200	5.967	PK
9			5932.612	60.418	54.433	-7.782	68.200	5.985	PK

Note: Measure Level (dB μ V/m) = Reading Level (dB μ V) + Factor (dB)

Factor (dB) = Cable Loss (dB) + Antenna Factor (dB) (dB/m) - Pre_Amplifier Gain (dB)

Site: AC1	Time: 2017/07/22 - 01:13
Limit: FCC_Part15.407_RE(3m)	Engineer: Kevin Ker
Probe: BBHA9120D_1GHz_18GHz	Polarity: Vertical
EUT: AC220 Wi-Fi AP OD small omni antenna US	Power: DC 54V
Test Mode: Transmit by 802.11n-HT40 at Channel 5795MHz Ant 1 + 2 (CDD Mode)	

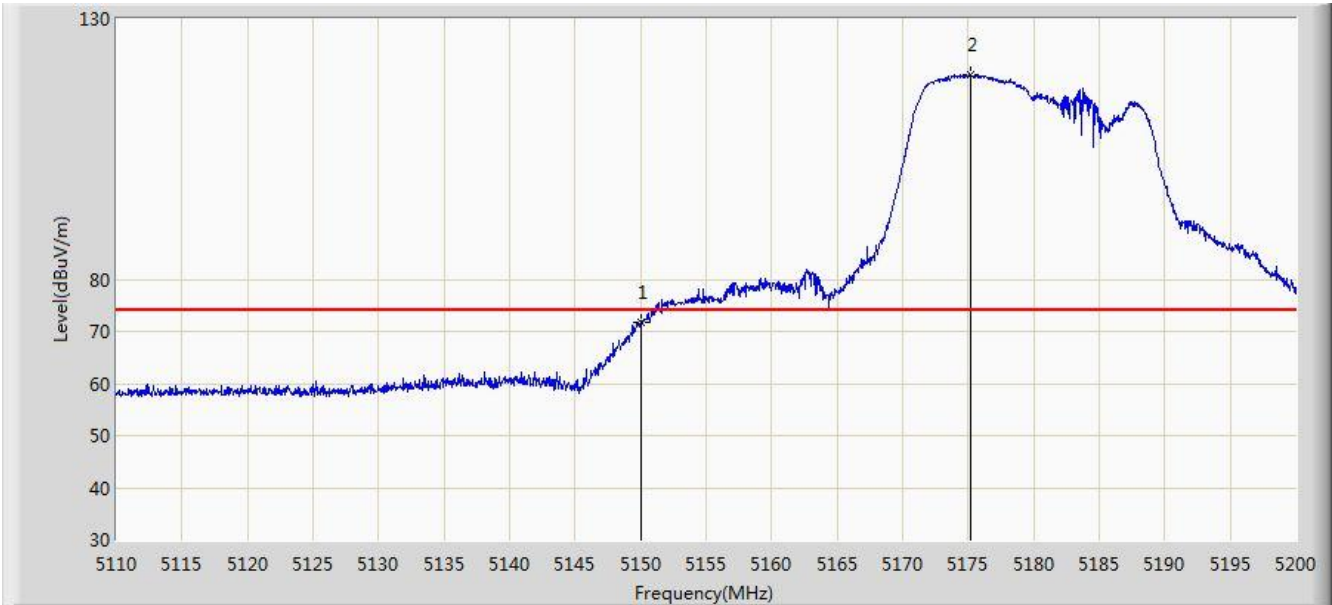


No	Flag	Mark	Frequency (MHz)	Measure Level (dBuV/m)	Reading Level (dBuV)	Margin (dB)	Limit (dBuV/m)	Factor (dB)	Type
1			5783.437	102.883	97.524	N/A	N/A	5.359	PK
2			5850.000	59.655	53.929	-62.545	122.200	5.726	PK
3			5851.163	61.113	55.383	-58.434	119.547	5.731	PK
4			5855.000	59.699	53.953	-51.101	110.800	5.746	PK
5			5860.275	60.993	55.225	-48.328	109.321	5.768	PK
6			5875.000	58.052	52.232	-47.148	105.200	5.820	PK
7			5920.462	60.827	54.872	-15.994	76.821	5.955	PK
8			5925.000	59.170	53.204	-9.030	68.200	5.967	PK
9		*	5946.337	60.561	54.542	-7.639	68.200	6.019	PK

Note: Measure Level (dB μ V/m) = Reading Level (dB μ V) + Factor (dB)

Factor (dB) = Cable Loss (dB) + Antenna Factor (dB) (dB/m) - Pre_Amplifier Gain (dB)

Site: AC1	Time: 2017/07/22 - 01:18
Limit: FCC_Part15.209_RE(3m)	Engineer: Kevin Ker
Probe: BBHA9120D_1GHz_18GHz	Polarity: Horizontal
EUT: AC220 Wi-Fi AP OD small omni antenna US	Power: DC 54V
Test Mode: Transmit by 802.11ac-VHT20 at Channel 5180MHz Ant 1 + 2 (CDD Mode)	

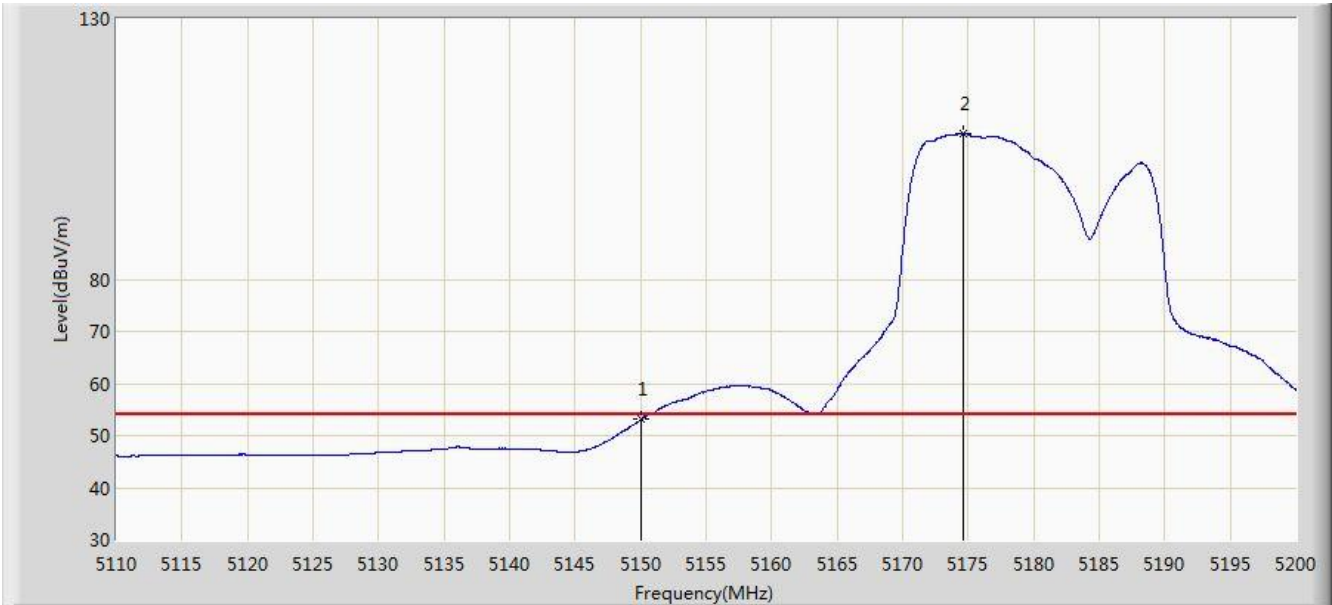


No	Flag	Mark	Frequency (MHz)	Measure Level (dBuV/m)	Reading Level (dBuV)	Margin (dB)	Limit (dBuV/m)	Factor (dB)	Type
1			5150.000	71.779	67.610	-2.221	74.000	4.170	PK
2		*	5175.205	119.174	115.088	N/A	N/A	4.086	PK

Note: Measure Level (dBμV/m) = Reading Level (dBμV) + Factor (dB)

Factor (dB) = Cable Loss (dB) + Antenna Factor (dB) (dB/m) - Pre_Amplifier Gain (dB)

Site: AC1	Time: 2017/07/22 - 01:21
Limit: FCC_Part15.209_RE(3m)	Engineer: Kevin Ker
Probe: BBHA9120D_1GHz_18GHz	Polarity: Horizontal
EUT: AC220 Wi-Fi AP OD small omni antenna US	Power: DC 54V
Test Mode: Transmit by 802.11ac-VHT20 at Channel 5180MHz Ant 1 + 2 (CDD Mode)	

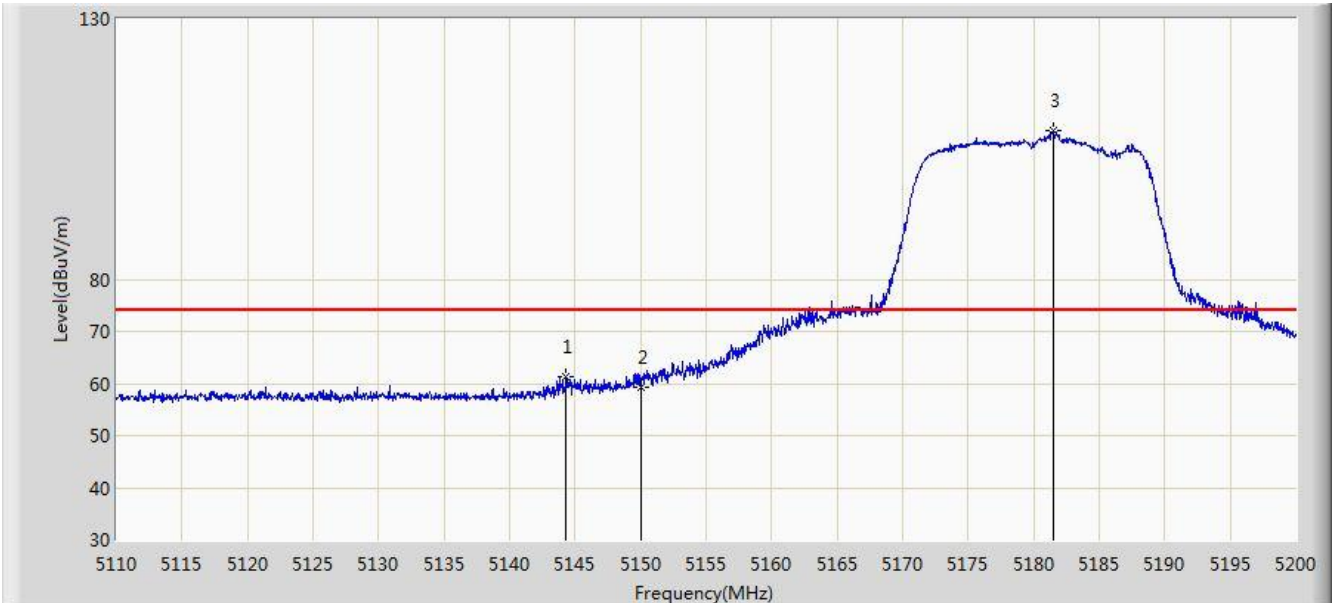


No	Flag	Mark	Frequency (MHz)	Measure Level (dBuV/m)	Reading Level (dBuV)	Margin (dB)	Limit (dBuV/m)	Factor (dB)	Type
1			5150.000	53.095	48.926	-0.905	54.000	4.170	AV
2		*	5174.620	107.982	103.894	N/A	N/A	4.088	AV

Note: Measure Level (dB μ V/m) = Reading Level (dB μ V) + Factor (dB)

Factor (dB) = Cable Loss (dB) + Antenna Factor (dB) (dB/m) - Pre_Amplifier Gain (dB)

Site: AC1	Time: 2017/07/22 - 01:21
Limit: FCC_Part15.209_RE(3m)	Engineer: Kevin Ker
Probe: BBHA9120D_1GHz_18GHz	Polarity: Vertical
EUT: AC220 Wi-Fi AP OD small omni antenna US	Power: DC 54V
Test Mode: Transmit by 802.11ac-VHT20 at Channel 5180MHz Ant 1 + 2 (CDD Mode)	

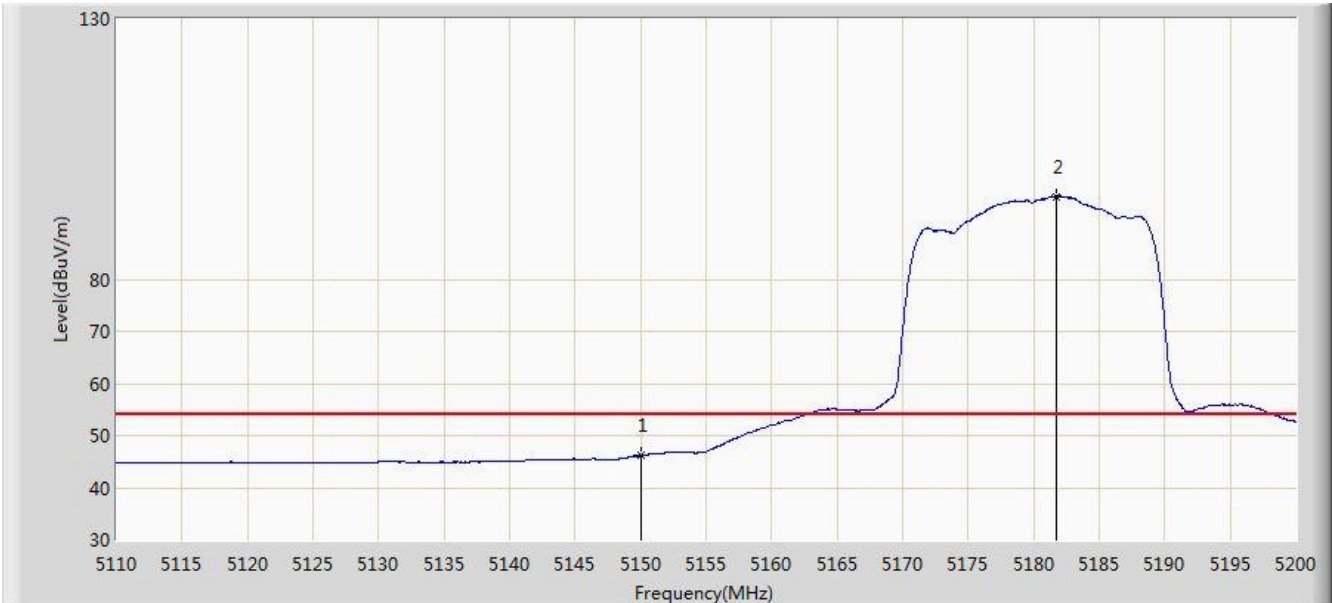


No	Flag	Mark	Frequency (MHz)	Measure Level (dBuV/m)	Reading Level (dBuV)	Margin (dB)	Limit (dBuV/m)	Factor (dB)	Type
1			5144.290	61.349	57.173	-12.651	74.000	4.176	PK
2			5150.000	59.413	55.244	-14.587	74.000	4.170	PK
3		*	5181.460	108.419	104.355	N/A	N/A	4.064	PK

Note: Measure Level (dBμV/m) = Reading Level (dBμV) + Factor (dB)

Factor (dB) = Cable Loss (dB) + Antenna Factor (dB) (dB/m) - Pre_Amplifier Gain (dB)

Site: AC1	Time: 2017/07/22 - 01:23
Limit: FCC_Part15.209_RE(3m)	Engineer: Kevin Ker
Probe: BBHA9120D_1GHz_18GHz	Polarity: Vertical
EUT: AC220 Wi-Fi AP OD small omni antenna US	Power: DC 54V
Test Mode: Transmit by 802.11ac-VHT20 at Channel 5180MHz Ant 1 + 2 (CDD Mode)	

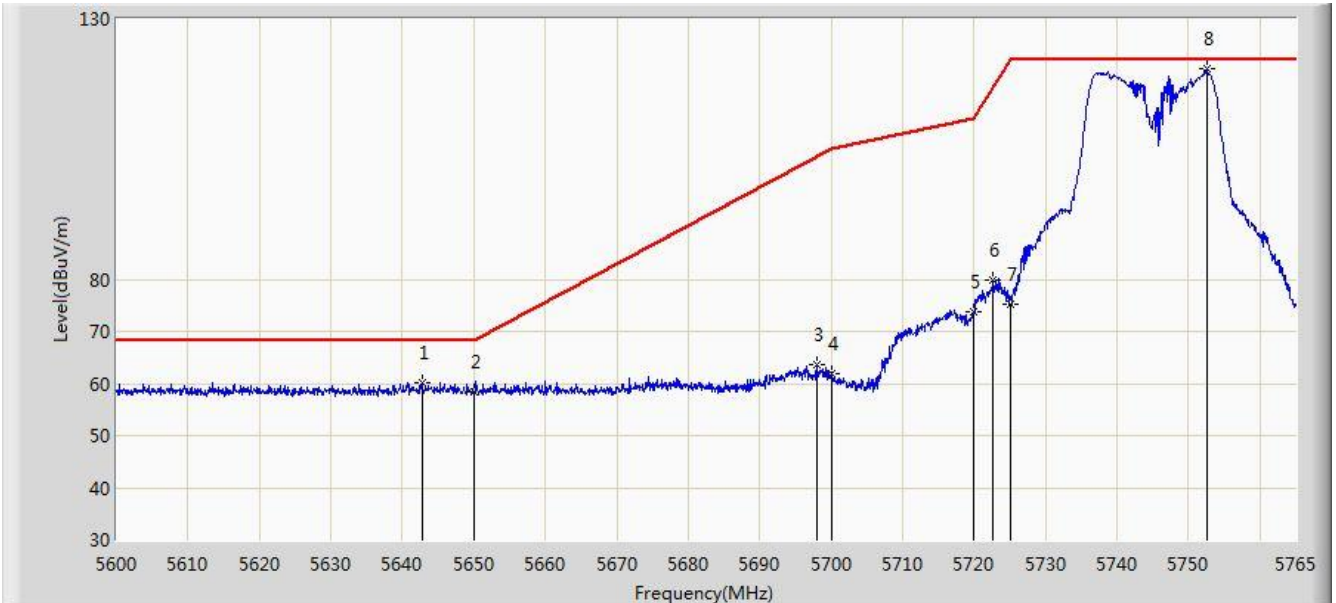


No	Flag	Mark	Frequency (MHz)	Measure Level (dBuV/m)	Reading Level (dBuV)	Margin (dB)	Limit (dBuV/m)	Factor (dB)	Type
1			5150.000	46.155	41.986	-7.845	54.000	4.170	AV
2		*	5181.775	95.932	91.869	N/A	N/A	4.063	AV

Note: Measure Level (dB μ V/m) = Reading Level (dB μ V) + Factor (dB)

Factor (dB) = Cable Loss (dB) + Antenna Factor (dB) (dB/m) - Pre_Amplifier Gain (dB)

Site: AC1	Time: 2017/07/23 - 12:14
Limit: FCC_Part15.407_RE(3m)	Engineer: Kevin Ker
Probe: BBHA9120D_1GHz_18GHz	Polarity: Horizontal
EUT: AC220 Wi-Fi AP OD small omni antenna US	Power: DC 54V
Test Mode: Transmit by 802.11ac-VHT20 at Channel 5745MHz Ant 1 + 2 (CDD Mode)	

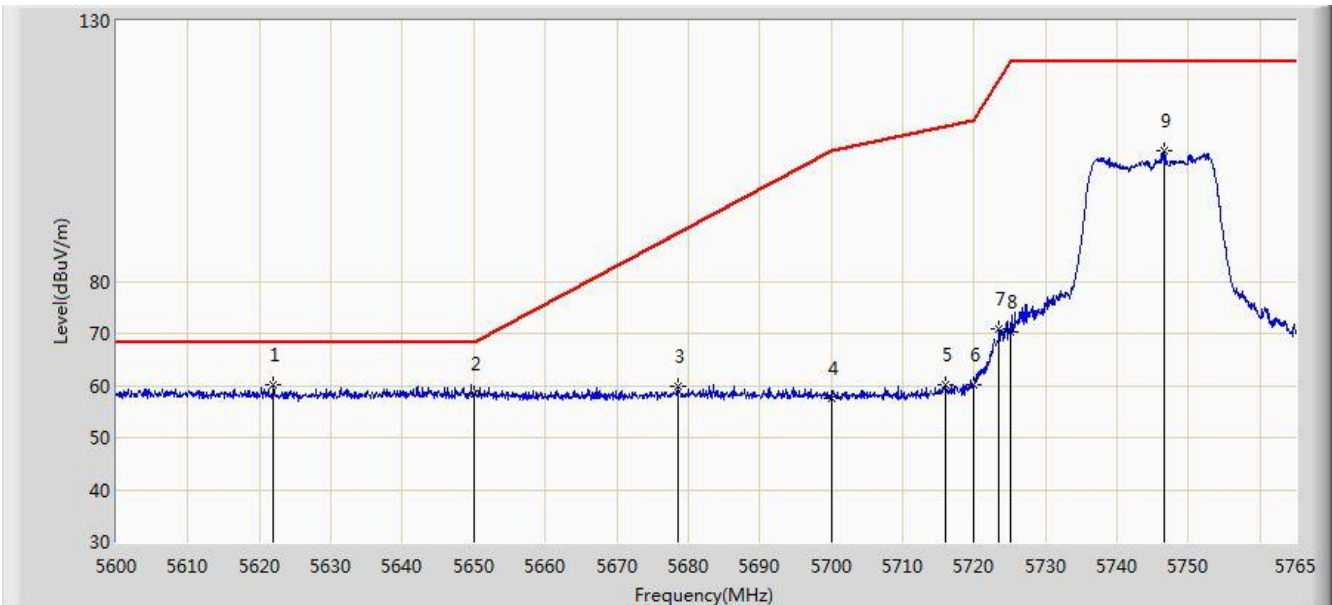


No	Flag	Mark	Frequency (MHz)	Measure Level (dBuV/m)	Reading Level (dBuV)	Margin (dB)	Limit (dBuV/m)	Factor (dB)	Type
1			5642.735	60.287	55.640	-7.913	68.200	4.646	PK
2			5650.000	58.422	53.751	-9.778	68.200	4.671	PK
3			5698.010	63.492	58.624	-40.472	103.963	4.868	PK
4			5700.000	62.018	57.140	-43.182	105.200	4.878	PK
5			5720.000	73.708	68.711	-37.092	110.800	4.997	PK
6			5722.678	79.864	74.850	-37.043	116.907	5.014	PK
7			5725.000	75.342	70.313	-46.858	122.200	5.029	PK
8		*	5752.542	120.313	115.115	N/A	N/A	5.198	PK

Note: Measure Level (dBμV/m) = Reading Level (dBμV) + Factor (dB)

Factor (dB) = Cable Loss (dB) + Antenna Factor (dB) (dB/m) - Pre_Amplifier Gain (dB)

Site: AC1	Time: 2017/07/23 - 12:19
Limit: FCC_Part15.407_RE(3m)	Engineer: Kevin Ker
Probe: BBHA9120D_1GHz_18GHz	Polarity: Vertical
EUT: AC220 Wi-Fi AP OD small omni antenna US	Power: DC 54V
Test Mode: Transmit by 802.11ac-VHT20 at Channel 5745MHz Ant 1 + 2 (CDD Mode)	

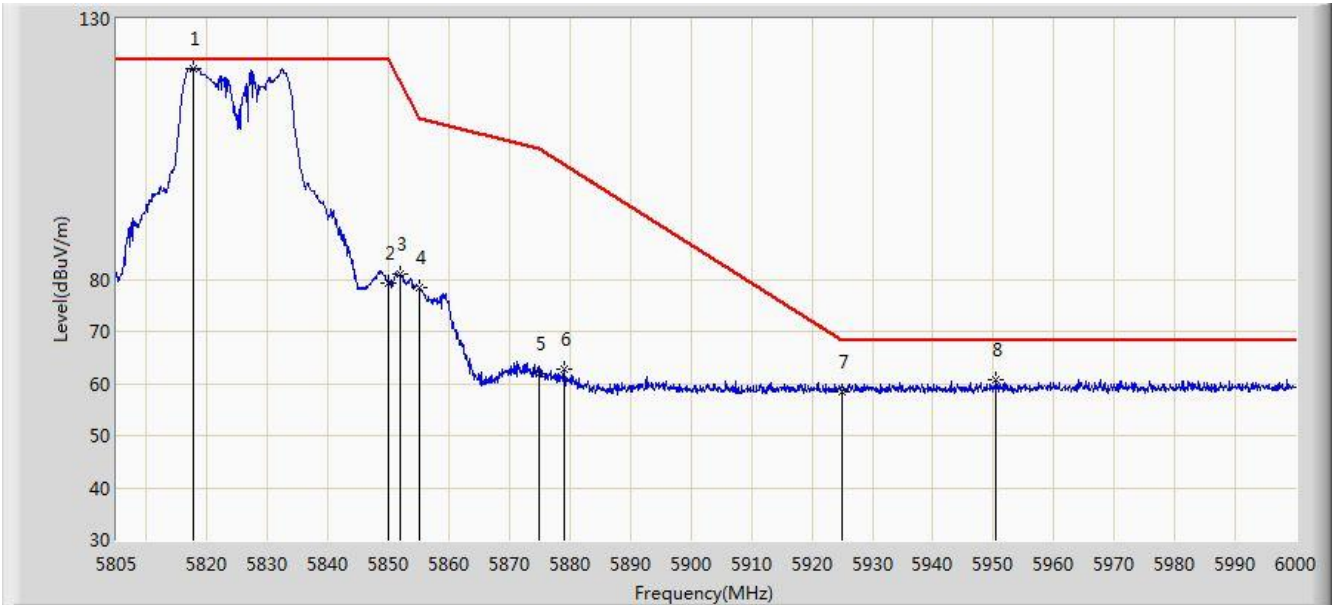


No	Flag	Mark	Frequency (MHz)	Measure Level (dBuV/m)	Reading Level (dBuV)	Margin (dB)	Limit (dBuV/m)	Factor (dB)	Type
1		*	5621.945	60.058	55.472	-8.142	68.200	4.586	PK
2			5650.000	58.419	53.748	-9.781	68.200	4.671	PK
3			5678.623	59.987	55.205	-31.908	91.894	4.782	PK
4			5700.000	57.667	52.789	-47.533	105.200	4.878	PK
5			5715.995	60.271	55.300	-49.409	109.680	4.971	PK
6			5720.000	60.175	55.178	-50.625	110.800	4.997	PK
7			5723.502	70.747	65.728	-48.038	118.786	5.019	PK
8			5725.000	70.195	65.166	-52.005	122.200	5.029	PK
9			5746.603	104.962	99.798	N/A	N/A	5.165	PK

Note: Measure Level (dBuV/m) = Reading Level (dBuV) + Factor (dB)

Factor (dB) = Cable Loss (dB) + Antenna Factor (dB) (dB/m) - Pre_Amplifier Gain (dB)

Site: AC1	Time: 2017/07/23 - 12:22
Limit: FCC_Part15.407_RE(3m)	Engineer: Kevin Ker
Probe: BBHA9120D_1GHz_18GHz	Polarity: Horizontal
EUT: AC220 Wi-Fi AP OD small omni antenna US	Power: DC 54V
Test Mode: Transmit by 802.11ac-VHT20 at Channel 5825MHz Ant 1 + 2 (CDD Mode)	

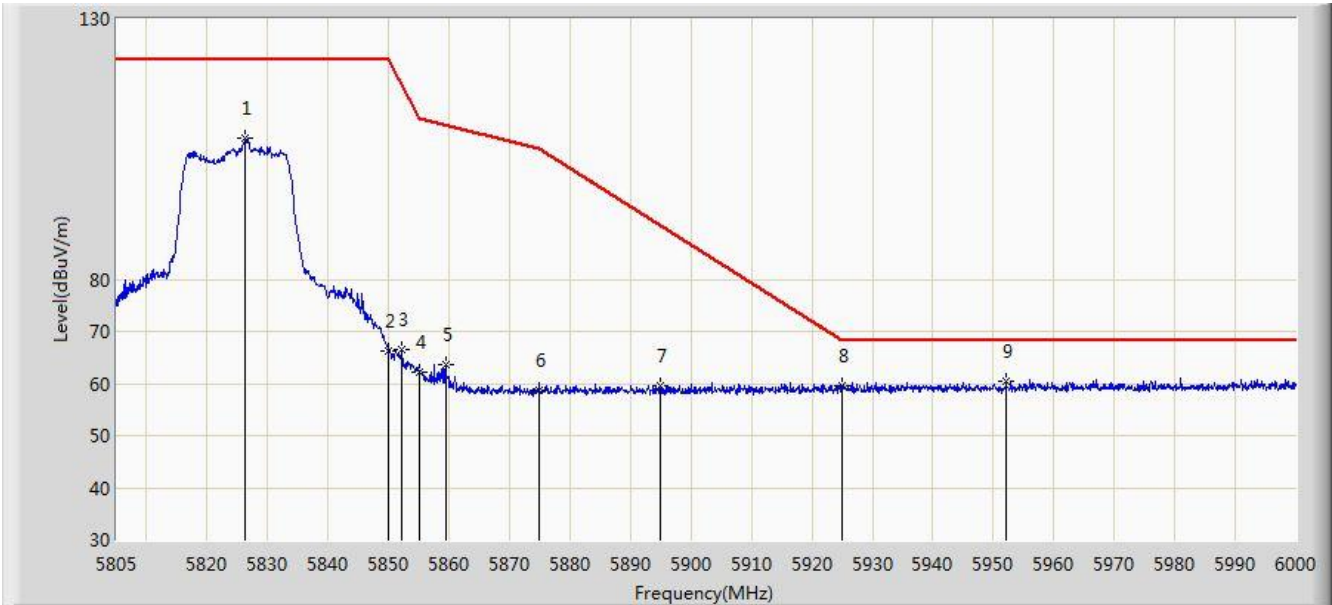


No	Flag	Mark	Frequency (MHz)	Measure Level (dBuV/m)	Reading Level (dBuV)	Margin (dB)	Limit (dBuV/m)	Factor (dB)	Type
1		*	5817.675	120.430	114.885	N/A	N/A	5.545	PK
2			5850.000	79.402	73.676	-42.798	122.200	5.726	PK
3			5851.897	80.907	75.174	-36.966	117.874	5.734	PK
4			5855.000	78.526	72.780	-32.274	110.800	5.746	PK
5			5875.000	62.020	56.200	-43.180	105.200	5.820	PK
6			5879.002	62.714	56.880	-39.979	102.693	5.833	PK
7			5925.000	58.545	52.579	-9.655	68.200	5.967	PK
8			5950.470	60.782	54.755	-7.418	68.200	6.027	PK

Note: Measure Level (dB μ V/m) = Reading Level (dB μ V) + Factor (dB)

Factor (dB) = Cable Loss (dB) + Antenna Factor (dB) (dB/m) - Pre_Amplifier Gain (dB)

Site: AC1	Time: 2017/07/23 - 12:25
Limit: FCC_Part15.407_RE(3m)	Engineer: Kevin Ker
Probe: BBHA9120D_1GHz_18GHz	Polarity: Vertical
EUT: AC220 Wi-Fi AP OD small omni antenna US	Power: DC 54V
Test Mode: Transmit by 802.11ac-VHT20 at Channel 5825MHz Ant 1 + 2 (CDD Mode)	

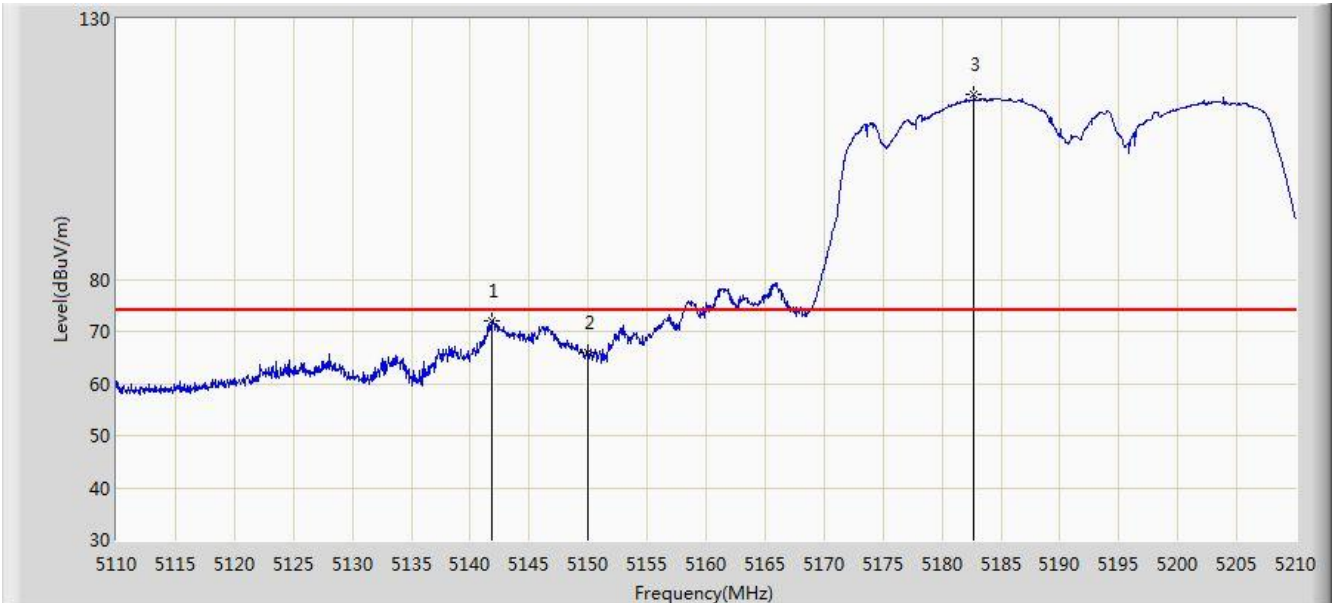


No	Flag	Mark	Frequency (MHz)	Measure Level (dBuV/m)	Reading Level (dBuV)	Margin (dB)	Limit (dBuV/m)	Factor (dB)	Type
1			5826.353	107.181	101.585	N/A	N/A	5.595	PK
2			5850.000	66.247	60.521	-55.953	122.200	5.726	PK
3			5852.190	66.530	60.795	-50.676	117.206	5.735	PK
4			5855.000	62.234	56.488	-48.566	110.800	5.746	PK
5			5859.405	63.611	57.847	-45.954	109.565	5.765	PK
6			5875.000	58.653	52.833	-46.547	105.200	5.820	PK
7			5894.895	59.470	53.582	-33.284	92.754	5.888	PK
8			5925.000	59.425	53.459	-8.775	68.200	5.967	PK
9		*	5952.127	60.409	54.379	-7.791	68.200	6.029	PK

Note: Measure Level (dBuV/m) = Reading Level (dBuV) + Factor (dB)

Factor (dB) = Cable Loss (dB) + Antenna Factor (dB) (dB/m) - Pre_Amplifier Gain (dB)

Site: AC1	Time: 2017/07/23 - 13:25
Limit: FCC_Part15.209_RE(3m)	Engineer: Kevin Ker
Probe: BBHA9120D_1GHz_18GHz	Polarity: Horizontal
EUT: AC220 Wi-Fi AP OD small omni antenna US	Power: DC 54V
Test Mode: Transmit by 802.11ac-VHT40 at Channel 5190MHz Ant 1 + 2 (CDD Mode)	

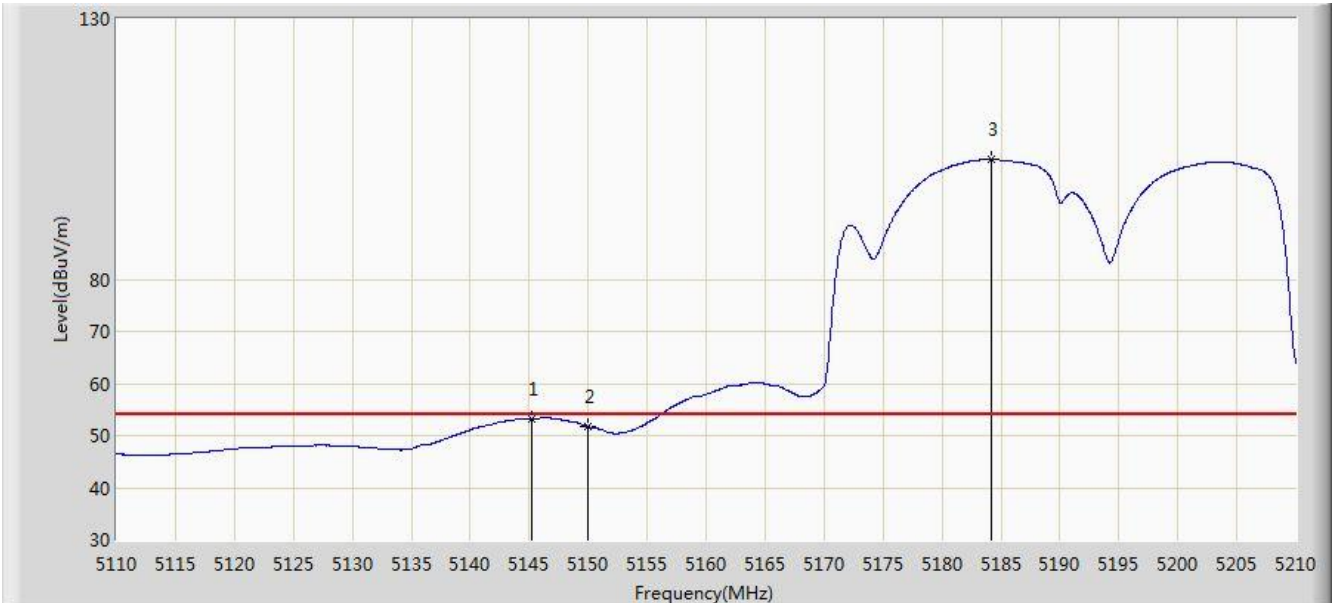


No	Flag	Mark	Frequency (MHz)	Measure Level (dBuV/m)	Reading Level (dBuV)	Margin (dB)	Limit (dBuV/m)	Factor (dB)	Type
1			5141.850	71.975	67.799	-2.025	74.000	4.176	PK
2			5150.000	66.045	61.876	-7.955	74.000	4.170	PK
3		*	5182.700	115.455	111.396	N/A	N/A	4.060	PK

Note: Measure Level (dBμV/m) = Reading Level (dBμV) + Factor (dB)

Factor (dB) = Cable Loss (dB) + Antenna Factor (dB) (dB/m) - Pre_Amplifier Gain (dB)

Site: AC1	Time: 2017/07/23 - 13:26
Limit: FCC_Part15.209_RE(3m)	Engineer: Kevin Ker
Probe: BBHA9120D_1GHz_18GHz	Polarity: Horizontal
EUT: AC220 Wi-Fi AP OD small omni antenna US	Power: DC 54V
Test Mode: Transmit by 802.11ac-VHT40 at Channel 5190MHz Ant 1 + 2 (CDD Mode)	

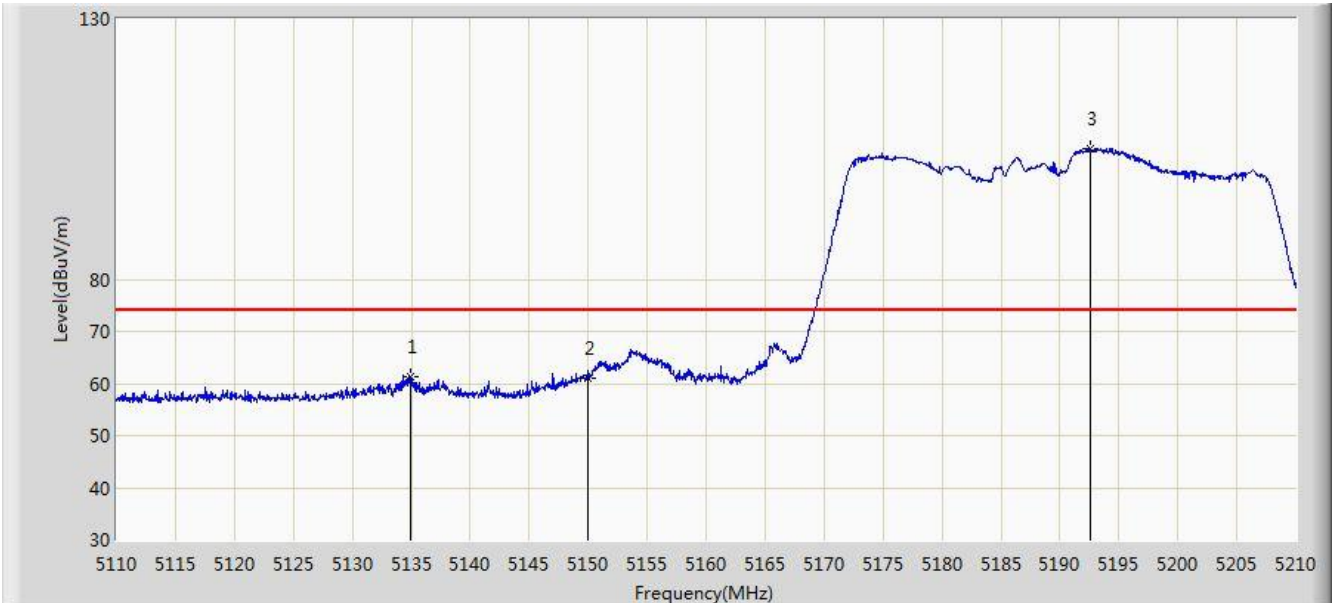


No	Flag	Mark	Frequency (MHz)	Measure Level (dBuV/m)	Reading Level (dBuV)	Margin (dB)	Limit (dBuV/m)	Factor (dB)	Type
1			5145.250	53.166	48.990	-0.834	54.000	4.176	AV
2			5150.000	51.720	47.551	-2.280	54.000	4.170	AV
3		*	5184.150	103.060	99.006	N/A	N/A	4.054	AV

Note: Measure Level (dB μ V/m) = Reading Level (dB μ V) + Factor (dB)

Factor (dB) = Cable Loss (dB) + Antenna Factor (dB) (dB/m) - Pre_Amplifier Gain (dB)

Site: AC1	Time: 2017/07/23 - 13:27
Limit: FCC_Part15.209_RE(3m)	Engineer: Kevin Ker
Probe: BBHA9120D_1GHz_18GHz	Polarity: Vertical
EUT: AC220 Wi-Fi AP OD small omni antenna US	Power: DC 54V
Test Mode: Transmit by 802.11ac-VHT40 at Channel 5190MHz Ant 1 + 2 (CDD Mode)	

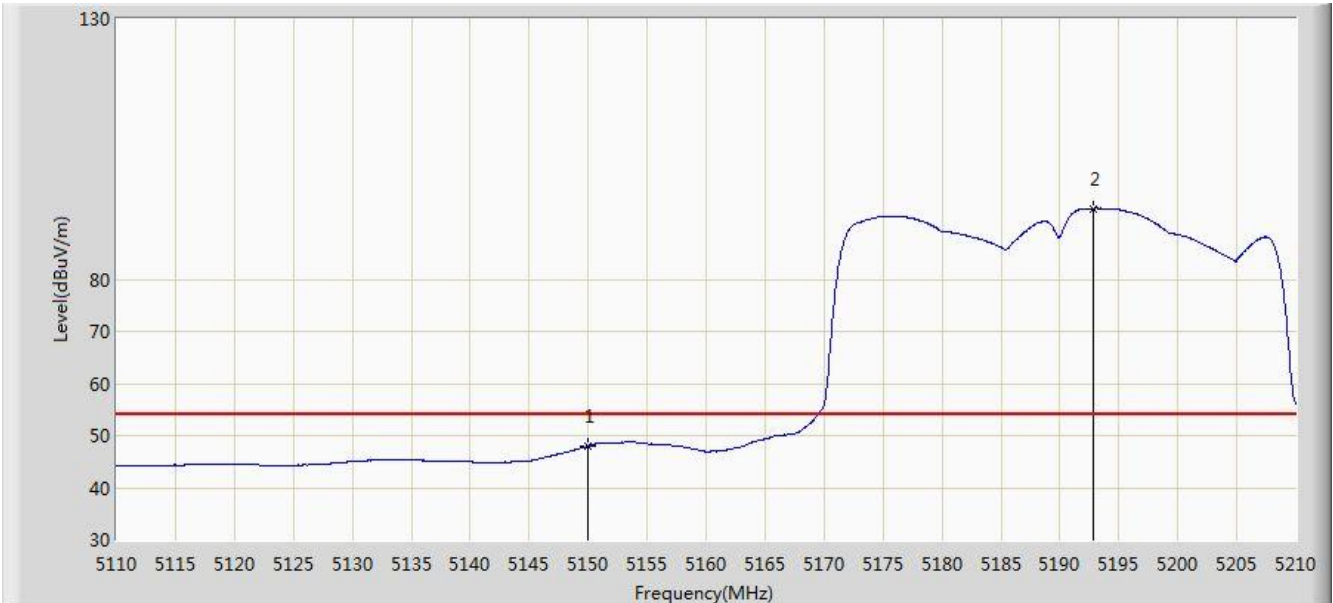


No	Flag	Mark	Frequency (MHz)	Measure Level (dBuV/m)	Reading Level (dBuV)	Margin (dB)	Limit (dBuV/m)	Factor (dB)	Type
1			5134.950	61.340	57.165	-12.660	74.000	4.175	PK
2			5150.000	60.960	56.791	-13.040	74.000	4.170	PK
3		*	5192.550	105.161	101.137	N/A	N/A	4.024	PK

Note: Measure Level (dB μ V/m) = Reading Level (dB μ V) + Factor (dB)

Factor (dB) = Cable Loss (dB) + Antenna Factor (dB) (dB/m) - Pre_Amplifier Gain (dB)

Site: AC1	Time: 2017/07/23 - 13:30
Limit: FCC_Part15.209_RE(3m)	Engineer: Kevin Ker
Probe: BBHA9120D_1GHz_18GHz	Polarity: Vertical
EUT: AC220 Wi-Fi AP OD small omni antenna US	Power: DC 54V
Test Mode: Transmit by 802.11ac-VHT40 at Channel 5190MHz Ant 1 + 2 (CDD Mode)	

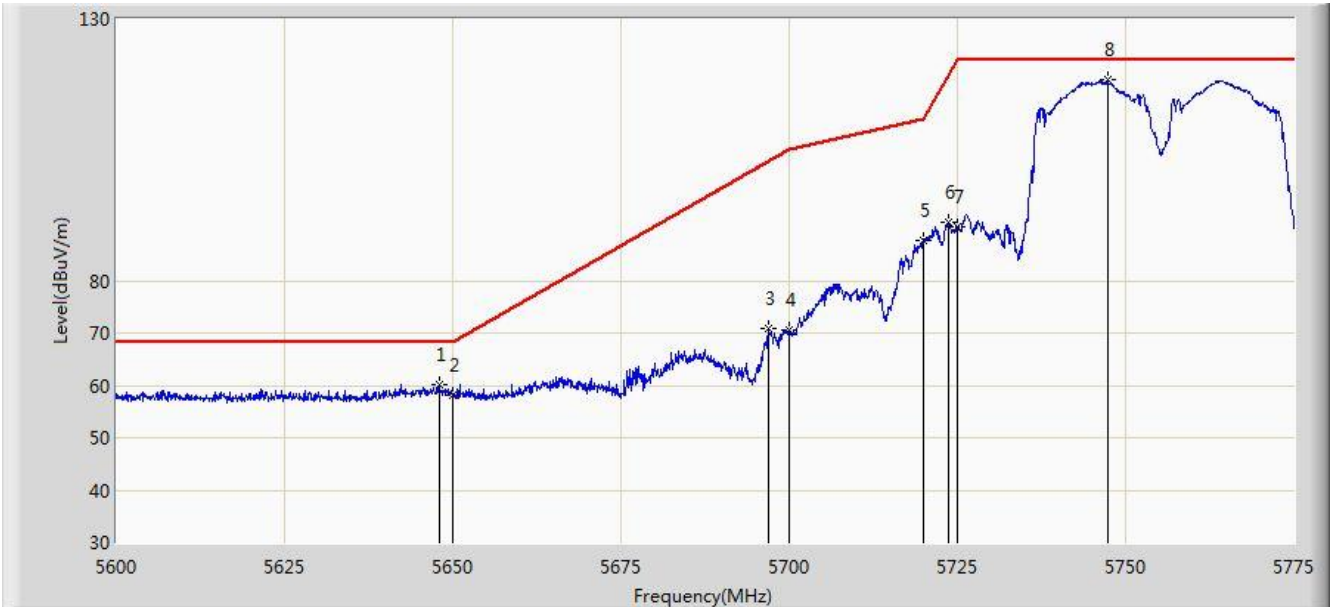


No	Flag	Mark	Frequency (MHz)	Measure Level (dBuV/m)	Reading Level (dBuV)	Margin (dB)	Limit (dBuV/m)	Factor (dB)	Type
1			5150.000	47.927	43.758	-6.073	54.000	4.170	AV
2		*	5192.850	93.596	89.573	N/A	N/A	4.023	AV

Note: Measure Level (dB μ V/m) = Reading Level (dB μ V) + Factor (dB)

Factor (dB) = Cable Loss (dB) + Antenna Factor (dB) (dB/m) - Pre_Amplifier Gain (dB)

Site: AC1	Time: 2017/07/23 - 14:08
Limit: FCC_Part15.407_RE(3m)	Engineer: Kevin Ker
Probe: BBHA9120D_1GHz_18GHz	Polarity: Horizontal
EUT: AC220 Wi-Fi AP OD small omni antenna US	Power: DC 54V
Test Mode: Transmit by 802.11ac-VHT40 at Channel 5755MHz Ant 1 + 2 (CDD Mode)	

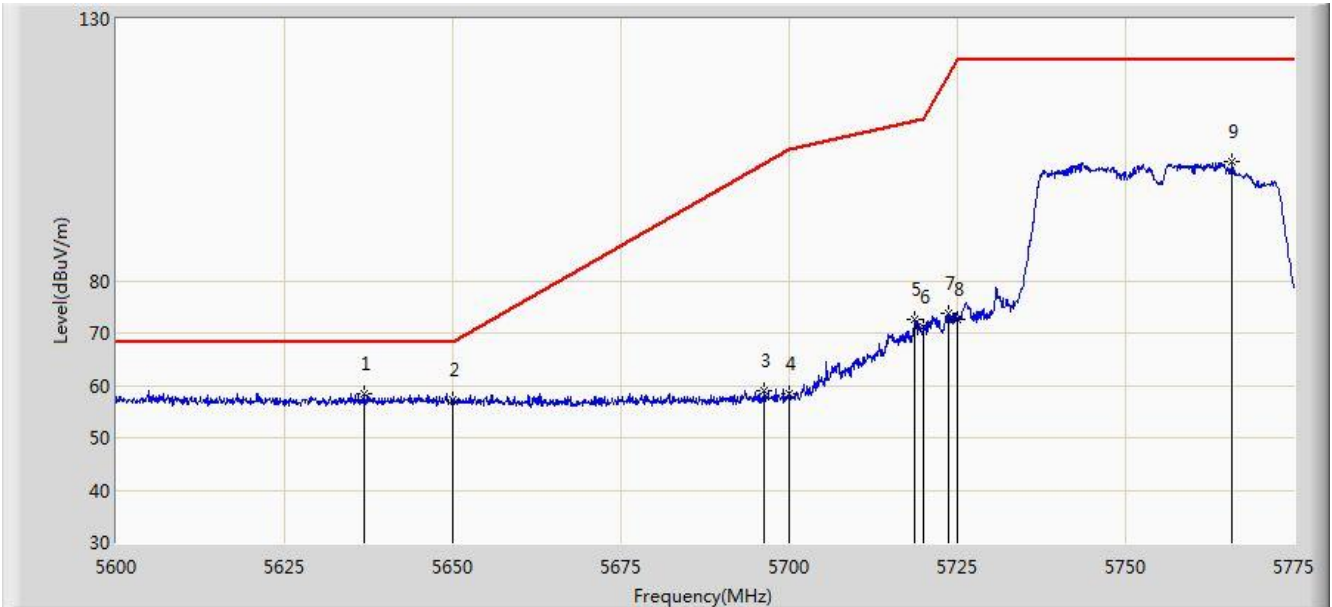


No	Flag	Mark	Frequency (MHz)	Measure Level (dBuV/m)	Reading Level (dBuV)	Margin (dB)	Limit (dBuV/m)	Factor (dB)	Type
1			5648.038	60.063	55.399	-8.137	68.200	4.665	PK
2			5650.000	58.084	53.413	-10.116	68.200	4.671	PK
3			5696.862	70.788	65.926	-32.462	103.250	4.861	PK
4			5700.000	70.638	65.760	-34.562	105.200	4.878	PK
5			5720.000	87.715	82.718	-23.085	110.800	4.997	PK
6			5723.638	91.043	86.023	-28.052	119.096	5.021	PK
7			5725.000	90.205	85.176	-31.995	122.200	5.029	PK
8		*	5747.350	118.351	113.183	N/A	N/A	5.168	PK

Note: Measure Level (dBμV/m) = Reading Level (dBμV) + Factor (dB)

Factor (dB) = Cable Loss (dB) + Antenna Factor (dB) (dB/m) - Pre_Amplifier Gain (dB)

Site: AC1	Time: 2017/07/23 - 14:12
Limit: FCC_Part15.407_RE(3m)	Engineer: Kevin Ker
Probe: BBHA9120D_1GHz_18GHz	Polarity: Vertical
EUT: AC220 Wi-Fi AP OD small omni antenna US	Power: DC 54V
Test Mode: Transmit by 802.11ac-VHT40 at Channel 5755MHz Ant 1 + 2 (CDD Mode)	

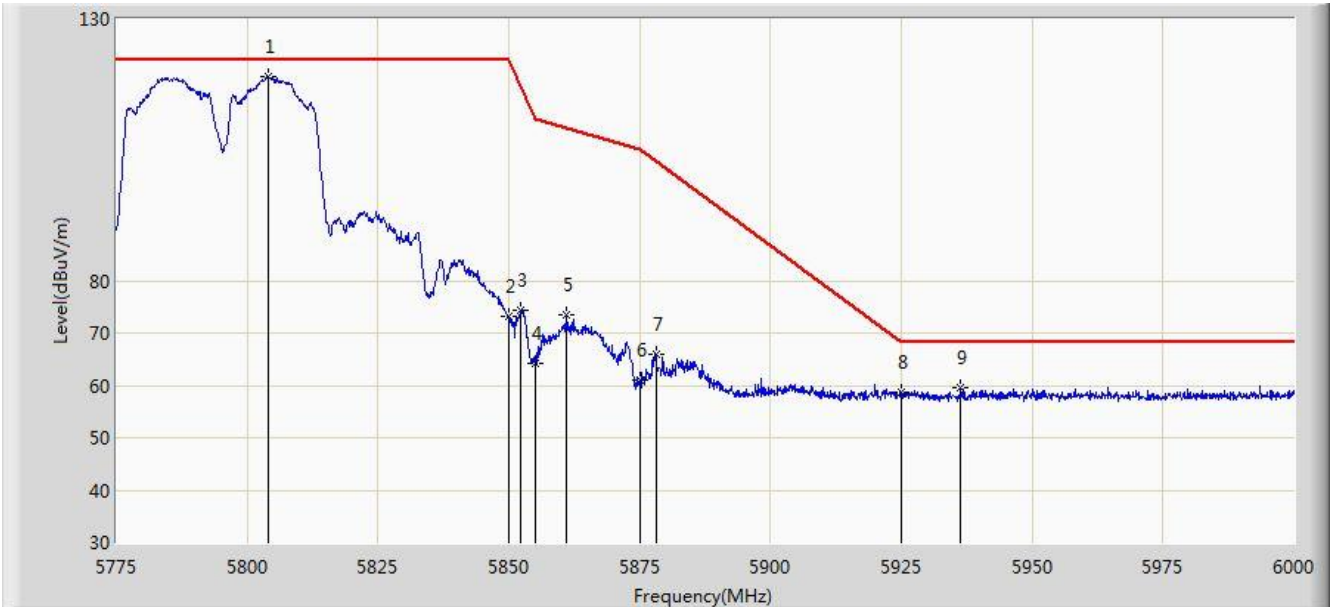


No	Flag	Mark	Frequency (MHz)	Measure Level (dBuV/m)	Reading Level (dBuV)	Margin (dB)	Limit (dBuV/m)	Factor (dB)	Type
1		*	5636.750	58.460	53.832	-9.740	68.200	4.628	PK
2			5650.000	57.137	52.466	-11.063	68.200	4.671	PK
3			5696.250	58.936	54.078	-43.933	102.870	4.859	PK
4			5700.000	58.414	53.536	-46.786	105.200	4.878	PK
5			5718.737	72.622	67.633	-37.825	110.447	4.989	PK
6			5720.000	71.023	66.026	-39.777	110.800	4.997	PK
7			5723.725	73.720	68.699	-45.574	119.294	5.021	PK
8			5725.000	72.751	67.722	-49.449	122.200	5.029	PK
9			5765.812	102.784	97.514	N/A	N/A	5.269	PK

Note: Measure Level (dBuV/m) = Reading Level (dBuV) + Factor (dB)

Factor (dB) = Cable Loss (dB) + Antenna Factor (dB) (dB/m) - Pre_Amplifier Gain (dB)

Site: AC1	Time: 2017/07/23 - 14:16
Limit: FCC_Part15.407_RE(3m)	Engineer: Kevin Ker
Probe: BBHA9120D_1GHz_18GHz	Polarity: Horizontal
EUT: AC220 Wi-Fi AP OD small omni antenna US	Power: DC 54V
Test Mode: Transmit by 802.11ac-VHT40 at Channel 5795MHz Ant 1 + 2 (CDD Mode)	

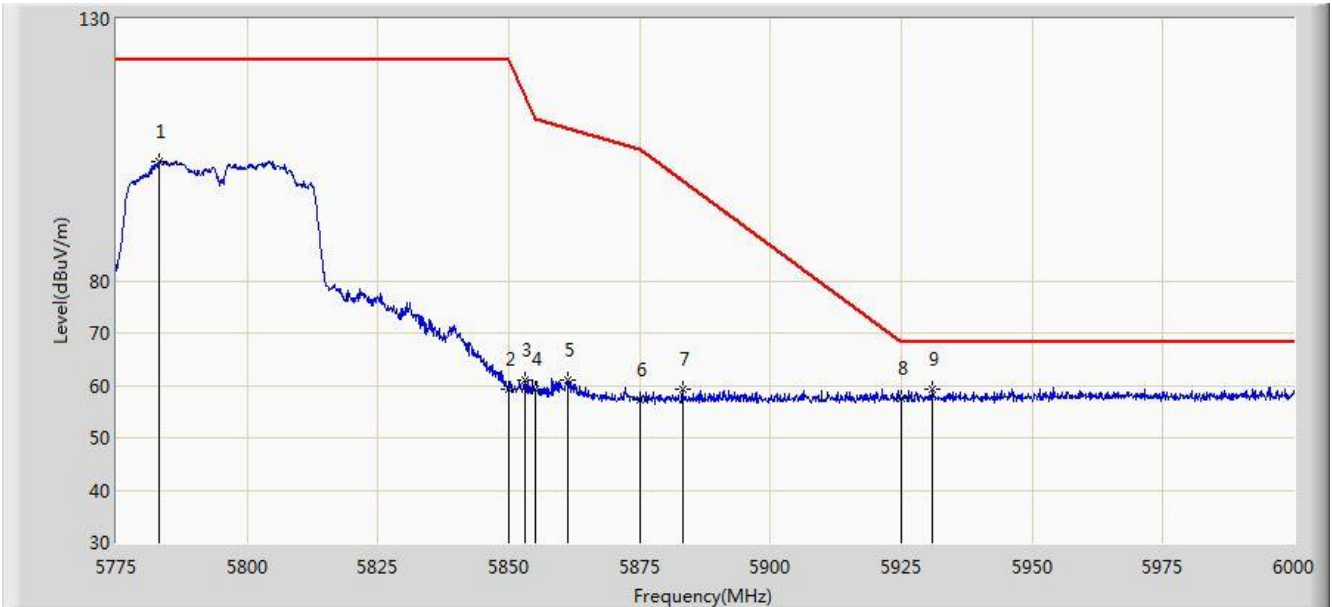


No	Flag	Mark	Frequency (MHz)	Measure Level (dBuV/m)	Reading Level (dBuV)	Margin (dB)	Limit (dBuV/m)	Factor (dB)	Type
1		*	5803.913	118.950	113.483	N/A	N/A	5.467	PK
2			5850.000	73.054	67.328	-49.146	122.200	5.726	PK
3			5852.288	74.263	68.528	-42.719	116.982	5.735	PK
4			5855.000	64.082	58.336	-46.718	110.800	5.746	PK
5			5861.062	73.361	67.590	-35.739	109.101	5.771	PK
6			5875.000	60.947	55.127	-44.253	105.200	5.820	PK
7			5878.163	66.074	60.243	-37.145	103.218	5.830	PK
8			5925.000	58.557	52.591	-9.643	68.200	5.967	PK
9			5936.325	59.464	53.469	-8.736	68.200	5.995	PK

Note: Measure Level (dBuV/m) = Reading Level (dBuV) + Factor (dB)

Factor (dB) = Cable Loss (dB) + Antenna Factor (dB) (dB/m) - Pre_Amplifier Gain (dB)

Site: AC1	Time: 2017/07/23 - 14:19
Limit: FCC_Part15.407_RE(3m)	Engineer: Kevin Ker
Probe: BBHA9120D_1GHz_18GHz	Polarity: Vertical
EUT: AC220 Wi-Fi AP OD small omni antenna US	Power: DC 54V
Test Mode: Transmit by 802.11ac-VHT40 at Channel 5795MHz Ant 1 + 2 (CDD Mode)	

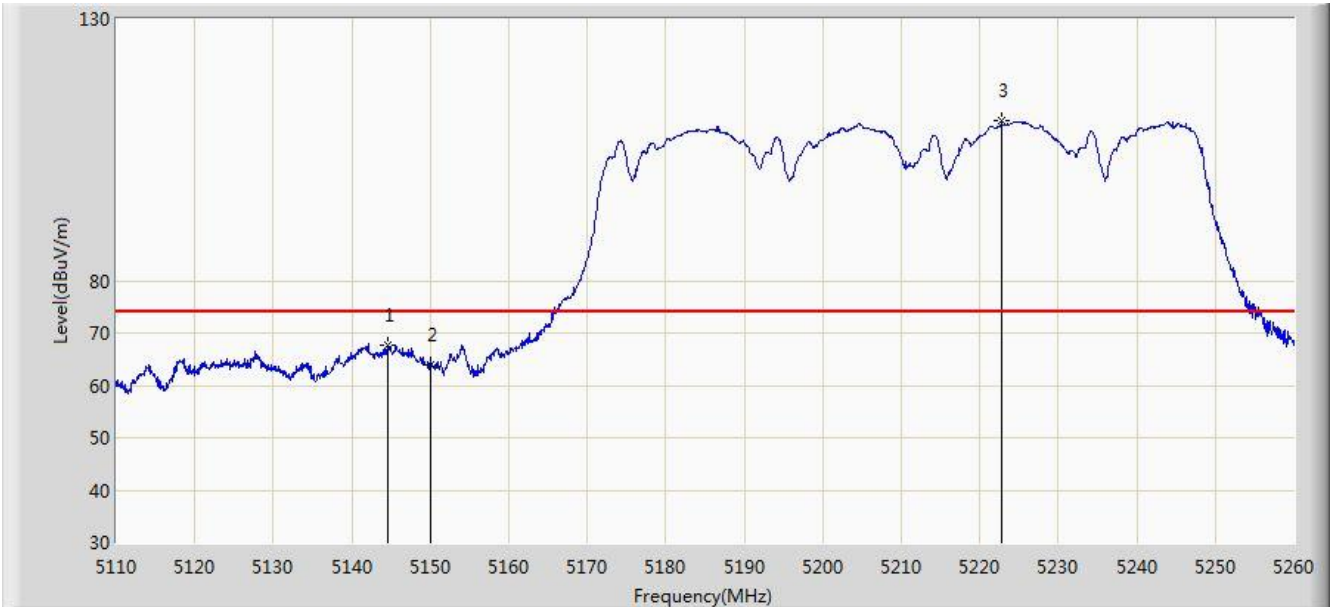


No	Flag	Mark	Frequency (MHz)	Measure Level (dBuV/m)	Reading Level (dBuV)	Margin (dB)	Limit (dBuV/m)	Factor (dB)	Type
1			5783.212	102.830	97.472	N/A	N/A	5.357	PK
2			5850.000	59.383	53.657	-62.817	122.200	5.726	PK
3			5853.075	61.061	55.323	-54.127	115.188	5.739	PK
4			5855.000	59.139	53.393	-51.661	110.800	5.746	PK
5			5861.400	60.956	55.183	-48.050	109.006	5.772	PK
6			5875.000	57.251	51.431	-47.949	105.200	5.820	PK
7			5883.225	59.363	53.515	-40.686	100.049	5.848	PK
8			5925.000	57.642	51.676	-10.558	68.200	5.967	PK
9		*	5930.812	59.373	53.392	-8.827	68.200	5.981	PK

Note: Measure Level (dB μ V/m) = Reading Level (dB μ V) + Factor (dB)

Factor (dB) = Cable Loss (dB) + Antenna Factor (dB) (dB/m) - Pre_Amplifier Gain (dB)

Site: AC1	Time: 2017/07/23 - 15:49
Limit: FCC_Part15.209_RE(3m)	Engineer: Kevin Ker
Probe: BBHA9120D_1GHz_18GHz	Polarity: Horizontal
EUT: AC220 Wi-Fi AP OD small omni antenna US	Power: DC 54V
Test Mode: Transmit by 802.11ac-VHT80 at Channel 5210MHz Ant 1 + 2 (CDD Mode)	

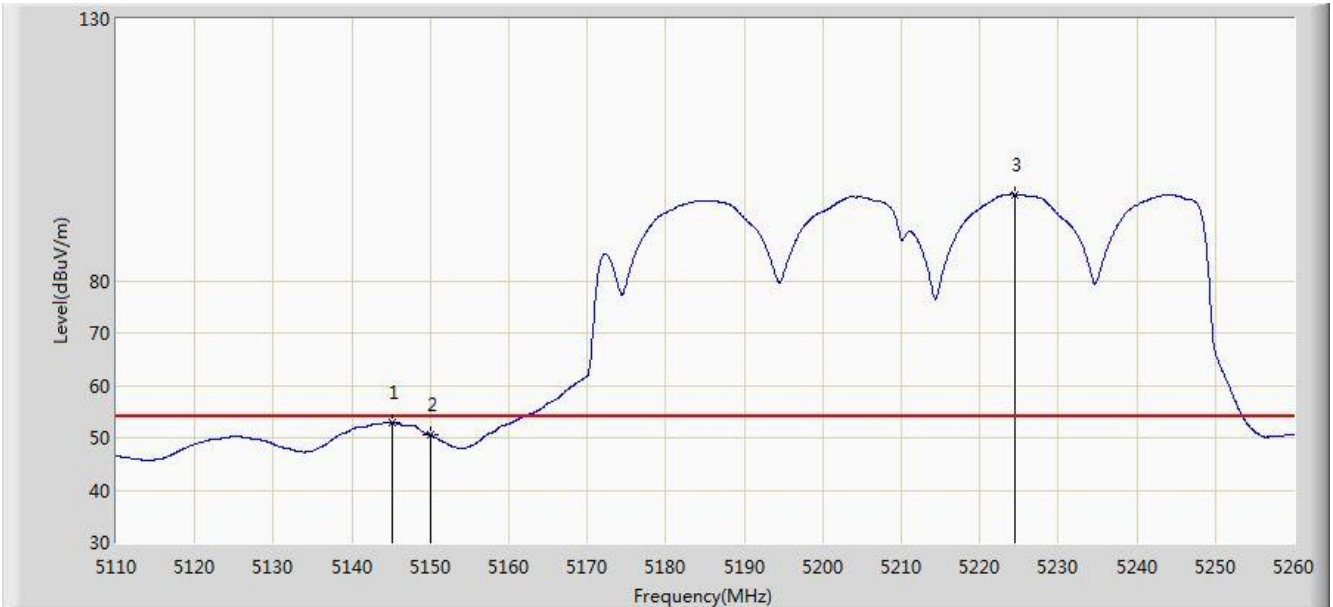


No	Flag	Mark	Frequency (MHz)	Measure Level (dBuV/m)	Reading Level (dBuV)	Margin (dB)	Limit (dBuV/m)	Factor (dB)	Type
1			5144.500	67.808	63.632	-6.192	74.000	4.176	PK
2			5150.000	63.958	59.789	-10.042	74.000	4.170	PK
3		*	5222.800	110.717	106.786	N/A	N/A	3.931	PK

Note: Measure Level (dB μ V/m) = Reading Level (dB μ V) + Factor (dB)

Factor (dB) = Cable Loss (dB) + Antenna Factor (dB) (dB/m) - Pre_Amplifier Gain (dB)

Site: AC1	Time: 2017/07/23 - 15:48
Limit: FCC_Part15.209_RE(3m)	Engineer: Kevin Ker
Probe: BBHA9120D_1GHz_18GHz	Polarity: Horizontal
EUT: AC220 Wi-Fi AP OD small omni antenna US	Power: DC 54V
Test Mode: Transmit by 802.11ac-VHT80 at Channel 5210MHz Ant 1 + 2 (CDD Mode)	

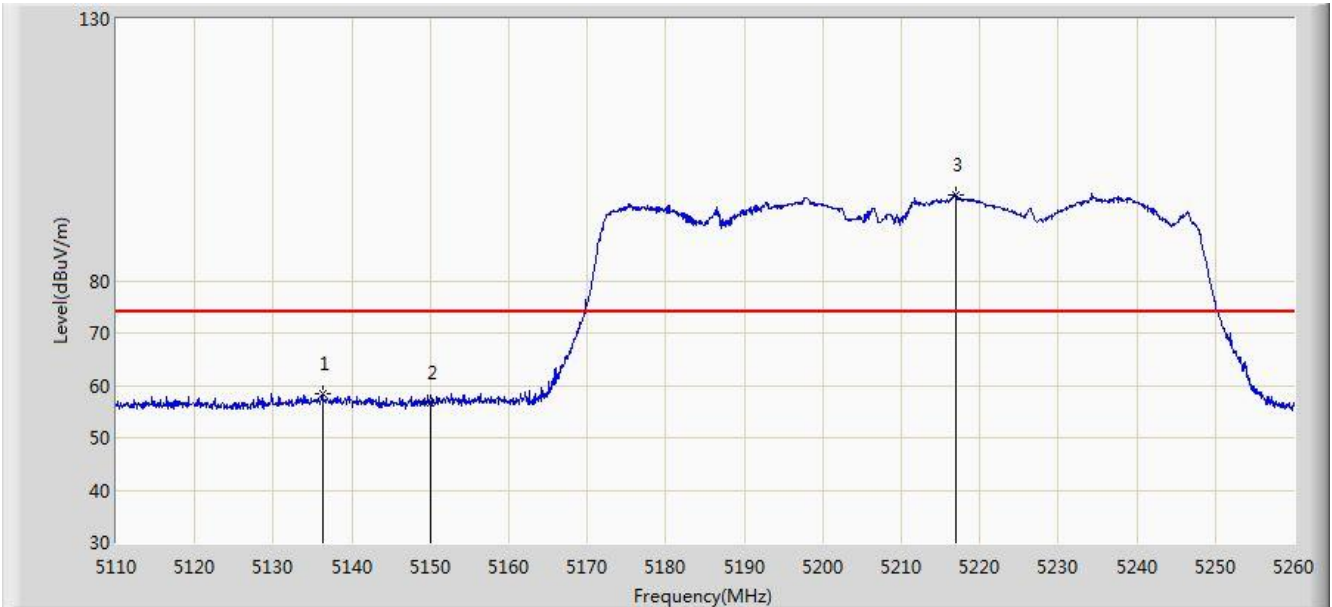


No	Flag	Mark	Frequency (MHz)	Measure Level (dBuV/m)	Reading Level (dBuV)	Margin (dB)	Limit (dBuV/m)	Factor (dB)	Type
1			5145.175	52.928	48.752	-1.072	54.000	4.176	AV
2			5150.000	50.559	46.390	-3.441	54.000	4.170	AV
3		*	5224.450	96.513	92.587	N/A	N/A	3.926	AV

Note: Measure Level (dBμV/m) = Reading Level (dBμV) + Factor (dB)

Factor (dB) = Cable Loss (dB) + Antenna Factor (dB) (dB/m) - Pre_Amplifier Gain (dB)

Site: AC1	Time: 2017/07/23 - 15:51
Limit: FCC_Part15.209_RE(3m)	Engineer: Kevin Ker
Probe: BBHA9120D_1GHz_18GHz	Polarity: Vertical
EUT: AC220 Wi-Fi AP OD small omni antenna US	Power: DC 54V
Test Mode: Transmit by 802.11ac-VHT80 at Channel 5210MHz Ant 1 + 2 (CDD Mode)	

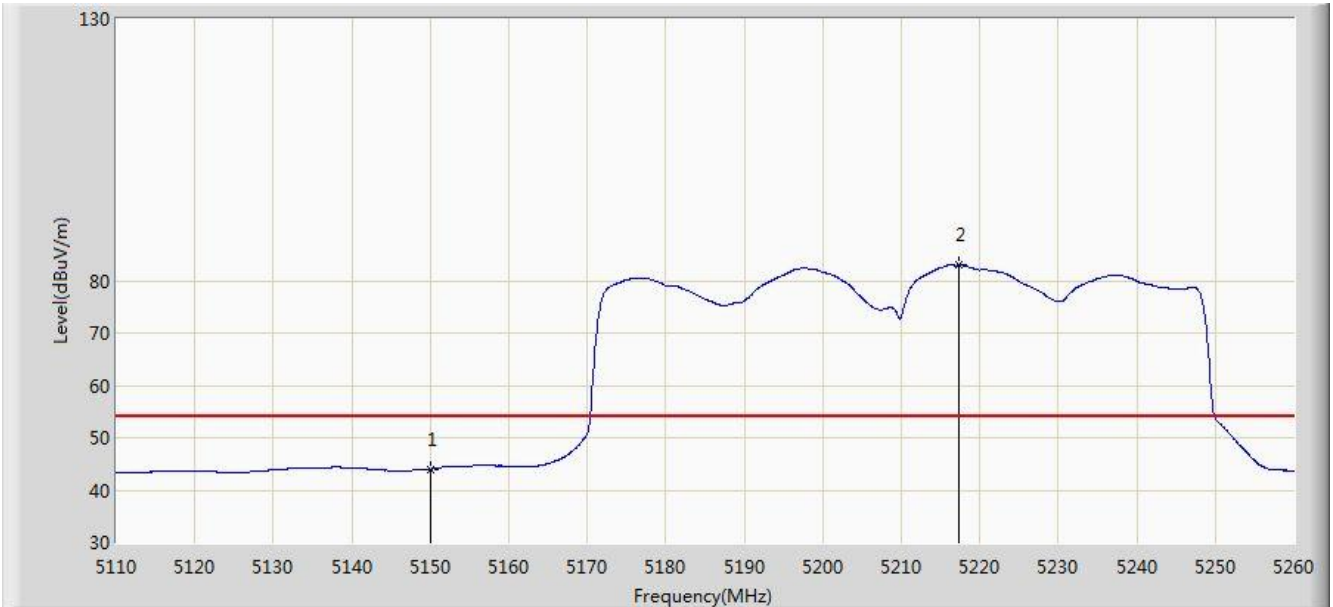


No	Flag	Mark	Frequency (MHz)	Measure Level (dBuV/m)	Reading Level (dBuV)	Margin (dB)	Limit (dBuV/m)	Factor (dB)	Type
1			5136.250	58.362	54.187	-15.638	74.000	4.175	PK
2			5150.000	56.544	52.375	-17.456	74.000	4.170	PK
3		*	5216.875	96.436	92.488	N/A	N/A	3.947	PK

Note: Measure Level (dB μ V/m) = Reading Level (dB μ V) + Factor (dB)

Factor (dB) = Cable Loss (dB) + Antenna Factor (dB) (dB/m) - Pre_Amplifier Gain (dB)

Site: AC1	Time: 2017/07/23 - 15:52
Limit: FCC_Part15.209_RE(3m)	Engineer: Kevin Ker
Probe: BBHA9120D_1GHz_18GHz	Polarity: Vertical
EUT: AC220 Wi-Fi AP OD small omni antenna US	Power: DC 54V
Test Mode: Transmit by 802.11ac-VHT80 at Channel 5210MHz Ant 1 + 2 (CDD Mode)	

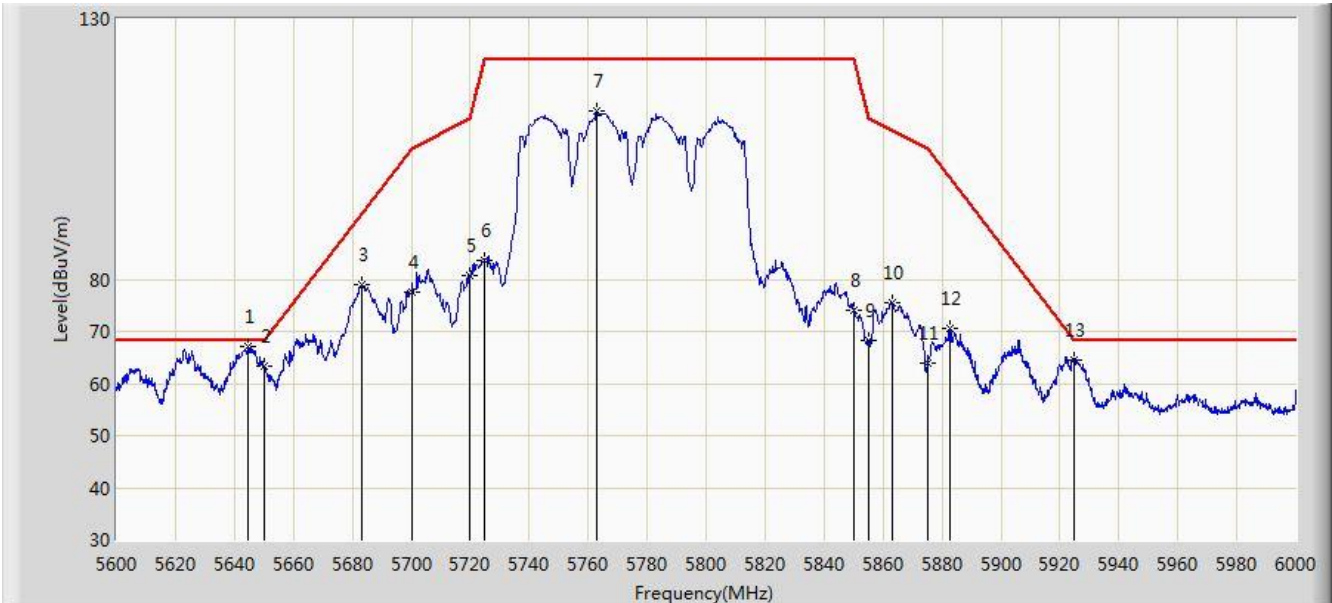


No	Flag	Mark	Frequency (MHz)	Measure Level (dBuV/m)	Reading Level (dBuV)	Margin (dB)	Limit (dBuV/m)	Factor (dB)	Type
1			5150.000	44.027	39.858	-9.973	54.000	4.170	AV
2		*	5217.250	82.954	79.007	N/A	N/A	3.947	AV

Note: Measure Level (dBμV/m) = Reading Level (dBμV) + Factor (dB)

Factor (dB) = Cable Loss (dB) + Antenna Factor (dB) (dB/m) - Pre_Amplifier Gain (dB)

Site: AC1	Time: 2017/07/23 - 16:33
Limit: FCC_Part15.407_RE(3m)	Engineer: Kevin Ker
Probe: BBHA9120D_1GHz_18GHz	Polarity: Horizontal
EUT: AC220 Wi-Fi AP OD small omni antenna US	Power: DC 54V
Test Mode: Transmit by 802.11ac-VHT80 at Channel 5775MHz Ant 1 + 2 (CDD Mode)	

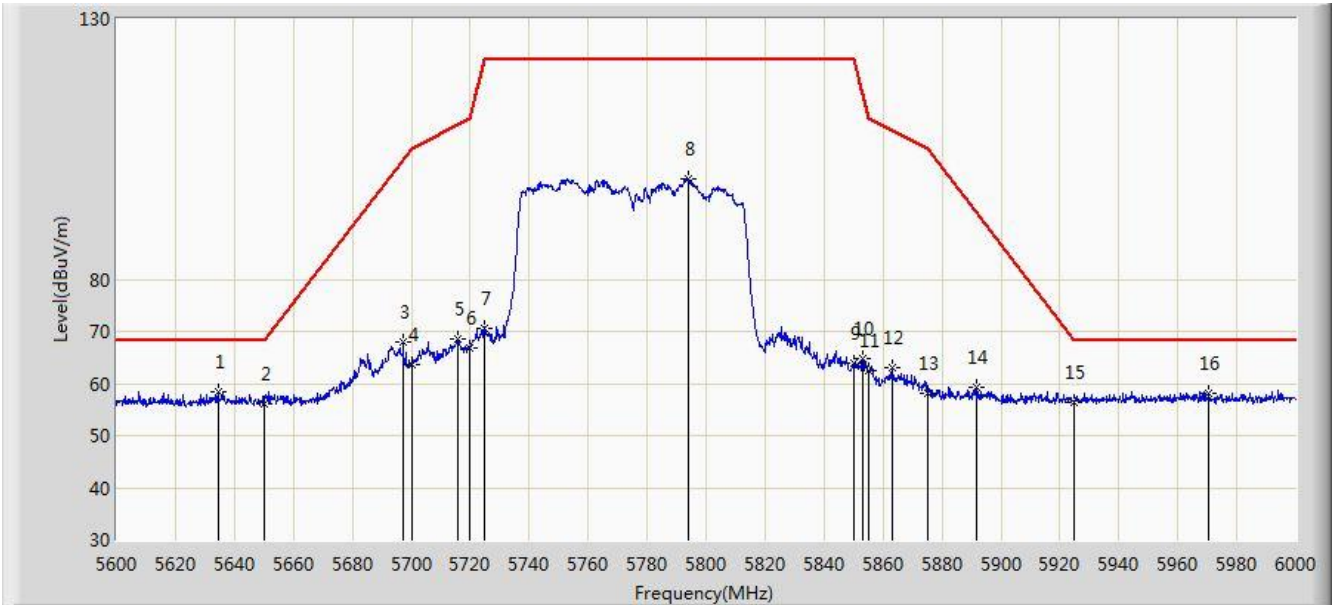


No	Flag	Mark	Frequency (MHz)	Measure Level (dBuV/m)	Reading Level (dBuV)	Margin (dB)	Limit (dBuV/m)	Factor (dB)	Type
1		*	5644.800	67.064	62.410	-1.136	68.200	4.654	PK
2			5650.000	63.238	58.567	-4.962	68.200	4.671	PK
3			5683.000	82.019	77.220	-12.603	94.623	4.800	PK
4			5700.000	80.485	75.607	-24.715	105.200	4.878	PK
5			5720.000	83.666	78.669	-27.134	110.800	4.997	PK
6			5725.000	86.577	81.548	-35.623	122.200	5.029	PK
7			5762.800	115.231	109.977	N/A	N/A	5.254	PK
8			5850.000	77.087	71.361	-45.113	122.200	5.726	PK
9			5855.000	71.144	65.398	-39.656	110.800	5.746	PK
10			5863.200	78.584	72.805	-29.917	108.502	5.779	PK
11			5875.000	66.772	60.952	-38.428	105.200	5.820	PK
12			5882.800	73.671	67.824	-26.645	100.315	5.846	PK
13			5925.000	64.414	58.447	-3.786	68.200	5.967	PK

Note: Measure Level (dBuV/m) = Reading Level (dBuV) + Factor (dB)

Factor (dB) = Cable Loss (dB) + Antenna Factor (dB) (dB/m) - Pre_Amplifier Gain (dB)

Site: AC1	Time: 2017/07/23 - 16:35
Limit: FCC_Part15.407_RE(3m)	Engineer: Kevin Ker
Probe: BBHA9120D_1GHz_18GHz	Polarity: Vertical
EUT: AC220 Wi-Fi AP OD small omni antenna US	Power: DC 54V
Test Mode: Transmit by 802.11ac-VHT80 at Channel 5775MHz Ant 1 + 2 (CDD Mode)	

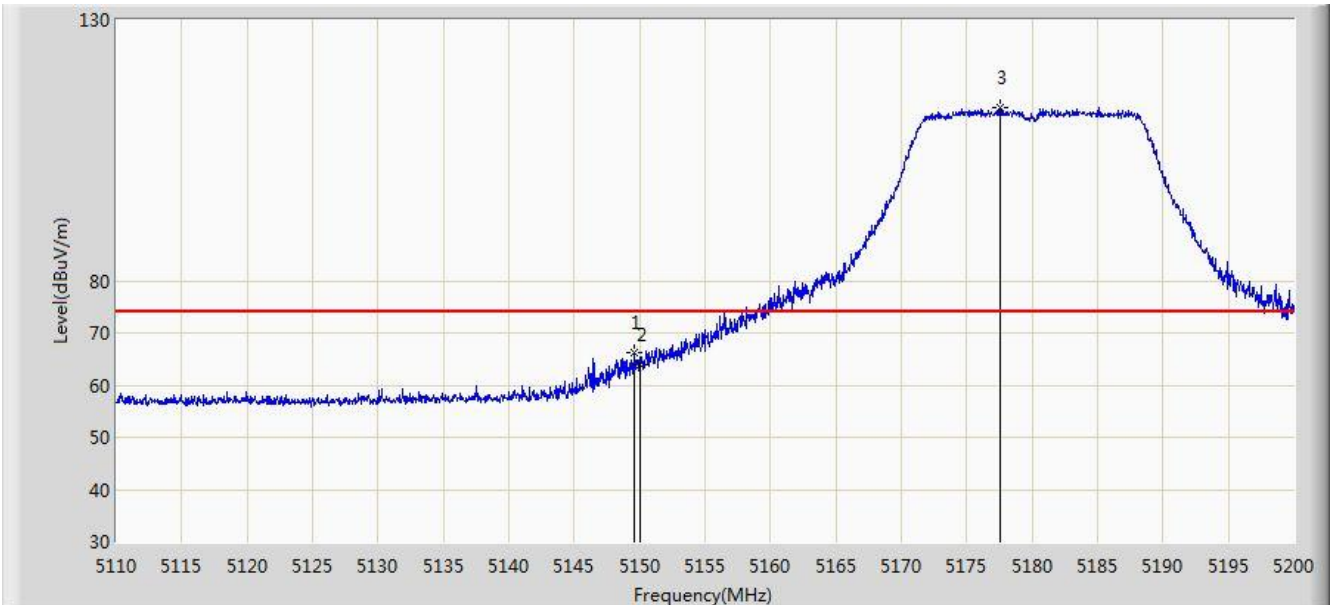


No	Flag	Mark	Frequency (MHz)	Measure Level (dBuV/m)	Reading Level (dBuV)	Margin (dB)	Limit (dBuV/m)	Factor (dB)	Type
1		*	5634.400	58.322	53.700	-9.878	68.200	4.621	PK
2			5650.000	55.991	51.320	-12.209	68.200	4.671	PK
3			5697.200	67.847	62.984	-35.613	103.460	4.863	PK
4			5700.000	63.701	58.823	-41.499	105.200	4.878	PK
5			5715.800	68.630	63.660	-40.996	109.626	4.970	PK
6			5720.000	66.820	61.823	-43.980	110.800	4.997	PK
7			5725.000	70.712	65.683	-51.488	122.200	5.029	PK
8			5794.000	99.250	93.838	N/A	N/A	5.412	PK
9			5850.000	63.831	58.105	-58.369	122.200	5.726	PK
10			5853.000	64.726	58.988	-50.633	115.359	5.738	PK
11			5855.000	62.554	56.808	-48.246	110.800	5.746	PK
12			5863.200	63.032	57.253	-45.469	108.502	5.779	PK
13			5875.000	58.004	52.184	-47.196	105.200	5.820	PK
14			5891.600	59.172	53.295	-35.640	94.812	5.878	PK
15			5925.000	56.367	50.401	-11.833	68.200	5.967	PK
16			5970.600	58.220	52.158	-9.980	68.200	6.062	PK

Note: Measure Level (dBuV/m) = Reading Level (dBuV) + Factor (dB)

Factor (dB) = Cable Loss (dB) + Antenna Factor (dB) (dB/m) - Pre_Amplifier Gain (dB)

Site: AC1	Time: 2017/08/27 - 11:36
Limit: FCC_Part15.209_RE(3m)	Engineer: Kevin Ker
Probe: BBHA9120D_1GHz_18GHz	Polarity: Horizontal
EUT: AC220 Wi-Fi AP OD small omni antenna US	Power: DC 54V
Test Mode: Transmit by 802.11n-HT20 at Channel 5180MHz Ant 1 + 2 (Beam-Forming Mode)	

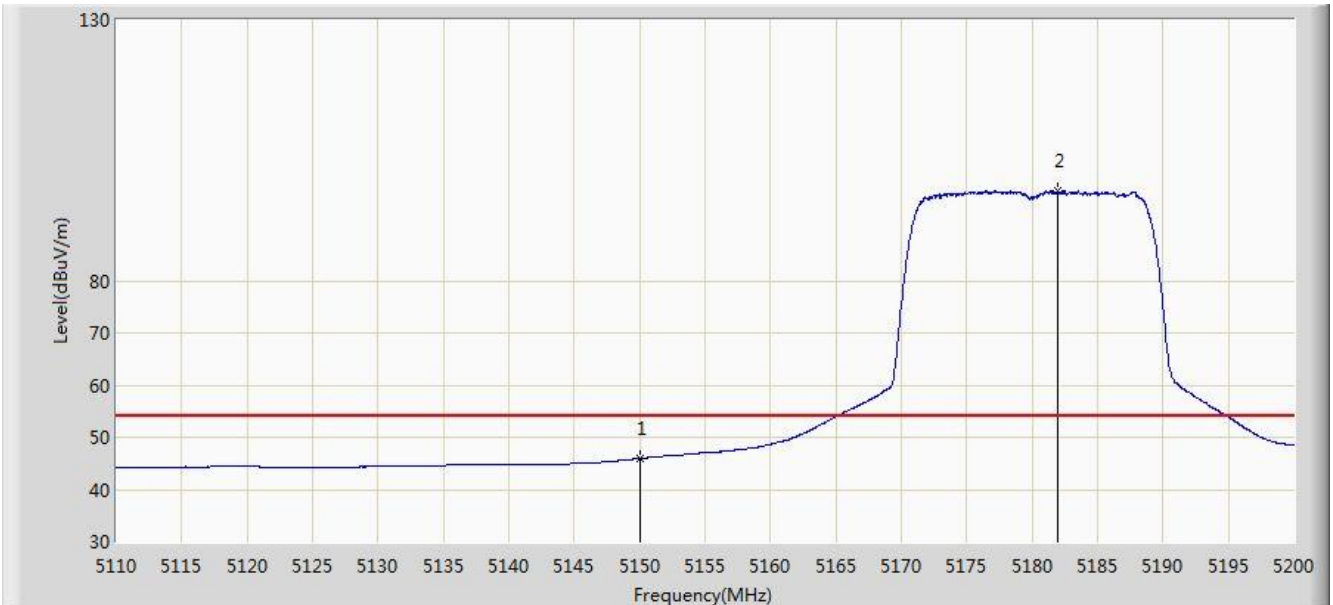


No	Flag	Mark	Frequency (MHz)	Measure Level (dBuV/m)	Reading Level (dBuV)	Margin (dB)	Limit (dBuV/m)	Factor (dB)	Type
1			5149.600	66.231	62.060	-7.769	74.000	4.170	PK
2			5150.000	64.010	59.841	-9.990	74.000	4.170	PK
3		*	5177.590	113.078	109.001	N/A	N/A	4.077	PK

Note: Measure Level (dBμV/m) = Reading Level (dBμV) + Factor (dB)

Factor (dB) = Cable Loss (dB) + Antenna Factor (dB/m) - Pre_Amplifier Gain (dB)

Site: AC1	Time: 2017/08/27 - 11:37
Limit: FCC_Part15.209_RE(3m)	Engineer: Kevin Ker
Probe: BBHA9120D_1GHz_18GHz	Polarity: Horizontal
EUT: AC220 Wi-Fi AP OD small omni antenna US	Power: DC 54V
Test Mode: Transmit by 802.11n-HT20 at Channel 5180MHz Ant 1 + 2 (Beam-Forming Mode)	



No	Flag	Mark	Frequency (MHz)	Measure Level (dBuV/m)	Reading Level (dBuV)	Margin (dB)	Limit (dBuV/m)	Factor (dB)	Type
1			5150.000	45.971	41.802	-8.029	54.000	4.170	AV
2		*	5182.000	97.287	93.225	N/A	N/A	4.062	AV

Note: Measure Level (dB μ V/m) = Reading Level (dB μ V) + Factor (dB)

Factor (dB) = Cable Loss (dB) + Antenna Factor (dB/m) - Pre_Amplifier Gain (dB)