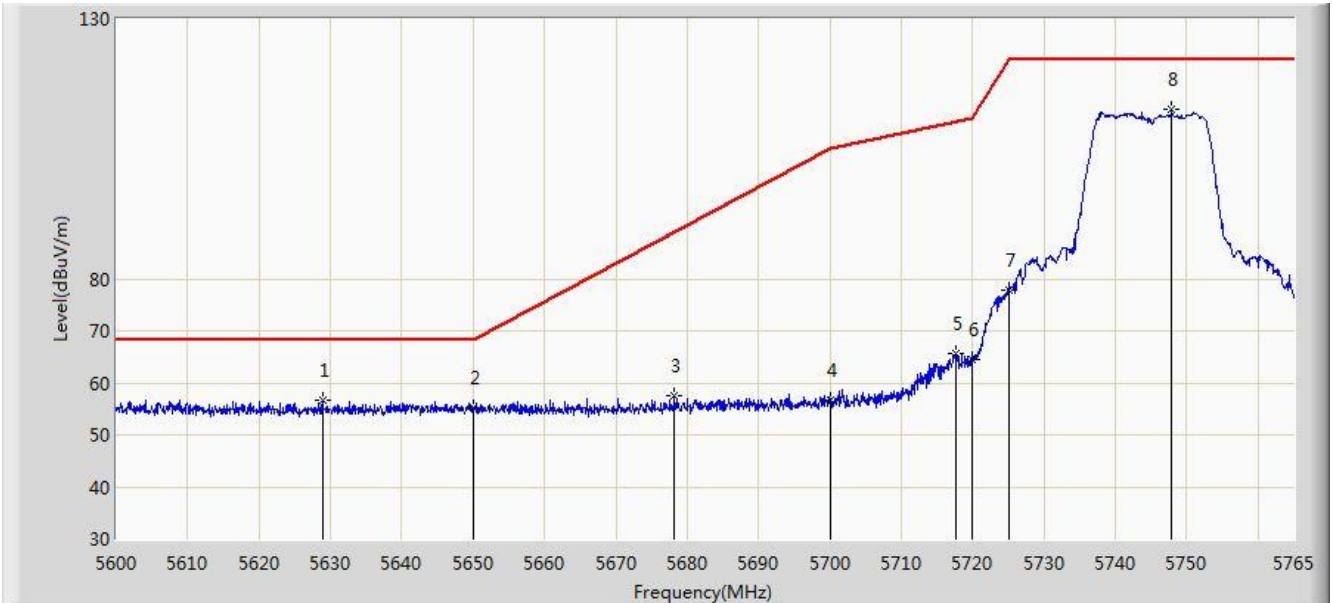


Site: AC1	Time: 2017/08/12 - 05:42
Limit: FCC_Part15.407_RE(3m)	Engineer: Kevin Ker
Probe: BBHA9120D_1GHz_18GHz	Polarity: Vertical
EUT: AC220 Wi-Fi AP OD directional antenna US	Power: DC 54V
Test Mode: Transmit by 802.11a at Channel 5745MHz Ant 2	

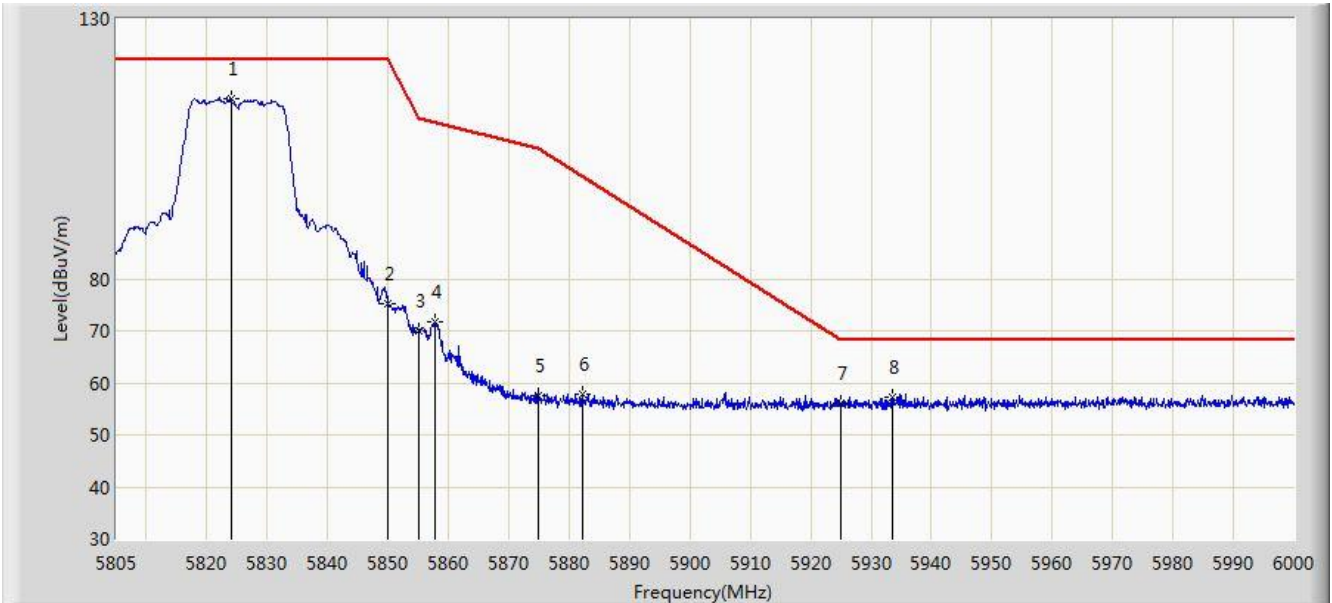


No	Flag	Mark	Frequency (MHz)	Measure Level (dBuV/m)	Reading Level (dBuV)	Margin (dB)	Limit (dBuV/m)	Factor (dB)	Type
1			5628.875	56.591	51.985	-11.609	68.200	4.606	PK
2			5650.000	55.143	50.472	-13.057	68.200	4.671	PK
3			5678.210	57.535	52.755	-34.102	91.637	4.780	PK
4			5700.000	56.709	51.831	-48.491	105.200	4.878	PK
5			5717.562	65.737	60.756	-44.381	110.118	4.982	PK
6			5720.000	64.561	59.564	-46.239	110.800	4.997	PK
7			5725.000	77.767	72.738	-44.433	122.200	5.029	PK
8		*	5747.922	112.490	107.318	N/A	N/A	5.172	PK

Note: Measure Level (dBμV/m) = Reading Level (dBμV) + Factor (dB)

Factor (dB) = Cable Loss (dB) + Antenna Factor (dB) (dB/m) - Pre_Amplifier Gain (dB)

Site: AC1	Time: 2017/08/12 - 05:44
Limit: FCC_Part15.407_RE(3m)	Engineer: Kevin Ker
Probe: BBHA9120D_1GHz_18GHz	Polarity: Horizontal
EUT: AC220 Wi-Fi AP OD directional antenna US	Power: DC 54V
Test Mode: Transmit by 802.11a at Channel 5825MHz Ant 2	

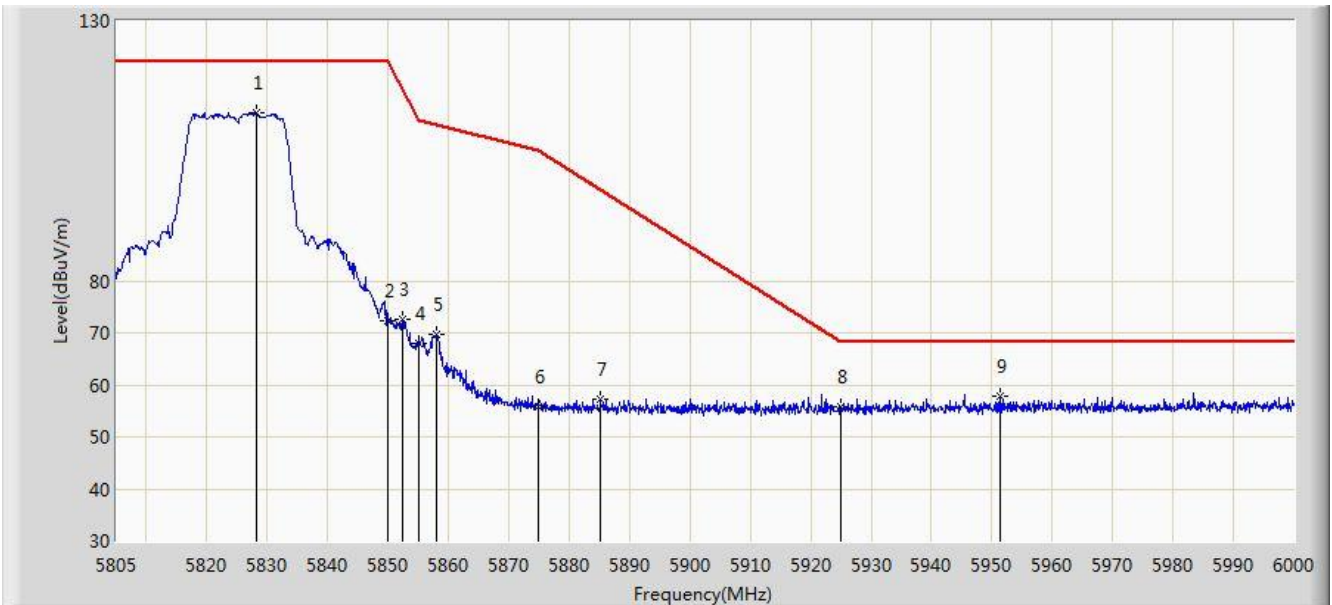


No	Flag	Mark	Frequency (MHz)	Measure Level (dBuV/m)	Reading Level (dBuV)	Margin (dB)	Limit (dBuV/m)	Factor (dB)	Type
1		*	5824.013	114.630	109.048	N/A	N/A	5.581	PK
2			5850.000	75.173	69.447	-47.027	122.200	5.726	PK
3			5855.000	70.117	64.371	-40.683	110.800	5.746	PK
4			5857.845	71.803	66.045	-38.199	110.002	5.759	PK
5			5875.000	57.463	51.643	-47.737	105.200	5.820	PK
6			5882.317	57.963	52.118	-42.655	100.618	5.845	PK
7			5925.000	55.958	49.992	-12.242	68.200	5.967	PK
8			5933.505	57.178	51.190	-11.022	68.200	5.988	PK

Note: Measure Level (dB μ V/m) = Reading Level (dB μ V) + Factor (dB)

Factor (dB) = Cable Loss (dB) + Antenna Factor (dB) (dB/m) - Pre_Amplifier Gain (dB)

Site: AC1	Time: 2017/08/12 - 05:47
Limit: FCC_Part15.407_RE(3m)	Engineer: Kevin Ker
Probe: BBHA9120D_1GHz_18GHz	Polarity: Vertical
EUT: AC220 Wi-Fi AP OD directional antenna US	Power: DC 54V
Test Mode: Transmit by 802.11a at Channel 5825MHz Ant 2	

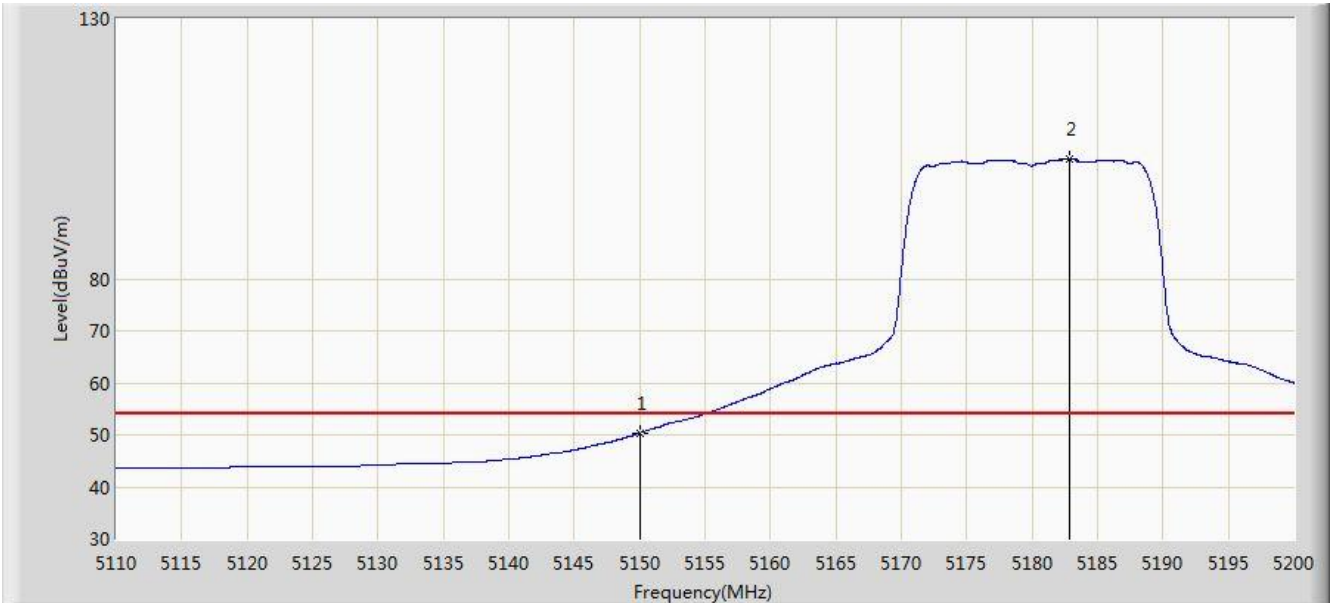


No	Flag	Mark	Frequency (MHz)	Measure Level (dBuV/m)	Reading Level (dBuV)	Margin (dB)	Limit (dBuV/m)	Factor (dB)	Type
1		*	5828.107	112.460	106.854	N/A	N/A	5.606	PK
2			5850.000	72.256	66.530	-49.944	122.200	5.726	PK
3			5852.385	72.494	66.759	-44.267	116.761	5.736	PK
4			5855.000	68.099	62.353	-42.701	110.800	5.746	PK
5			5857.942	69.576	63.818	-40.399	109.975	5.759	PK
6			5875.000	55.734	49.914	-49.466	105.200	5.820	PK
7			5885.145	57.202	51.347	-41.646	98.848	5.854	PK
8			5925.000	55.682	49.716	-12.518	68.200	5.967	PK
9			5951.250	57.827	51.799	-10.373	68.200	6.028	PK

Note: Measure Level (dBuV/m) = Reading Level (dBuV) + Factor (dB)

Factor (dB) = Cable Loss (dB) + Antenna Factor (dB) (dB/m) - Pre_Amplifier Gain (dB)

Site: AC1	Time: 2017/08/12 - 05:50
Limit: FCC_Part15.209_RE(3m)	Engineer: Kevin Ker
Probe: BBHA9120D_1GHz_18GHz	Polarity: Horizontal
EUT: AC220 Wi-Fi AP OD directional antenna US	Power: DC 54V
Test Mode: Transmit by 802.11n-HT20 at Channel 5180MHz Ant 2	

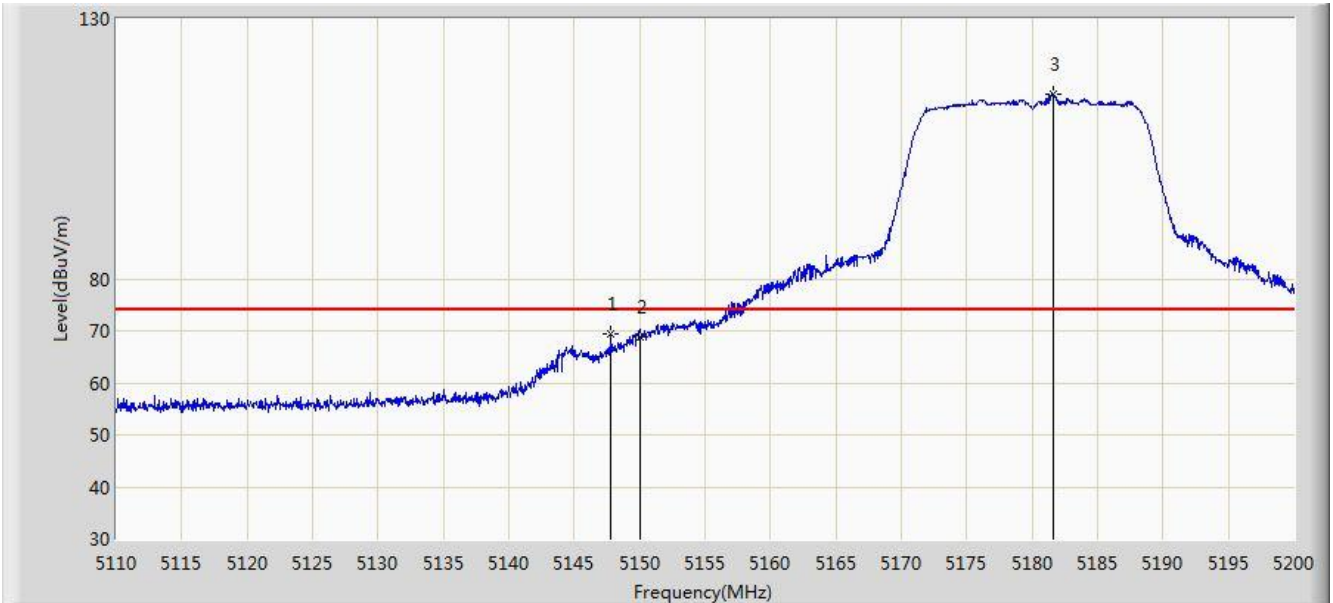


No	Flag	Mark	Frequency (MHz)	Measure Level (dBuV/m)	Reading Level (dBuV)	Margin (dB)	Limit (dBuV/m)	Factor (dB)	Type
1			5150.000	50.391	46.222	-3.609	54.000	4.170	AV
2		*	5182.855	102.938	98.879	N/A	N/A	4.059	AV

Note: Measure Level (dBμV/m) = Reading Level (dBμV) + Factor (dB)

Factor (dB) = Cable Loss (dB) + Antenna Factor (dB) (dB/m) - Pre_Amplifier Gain (dB)

Site: AC1	Time: 2017/08/12 - 05:51
Limit: FCC_Part15.209_RE(3m)	Engineer: Kevin Ker
Probe: BBHA9120D_1GHz_18GHz	Polarity: Horizontal
EUT: AC220 Wi-Fi AP OD directional antenna US	Power: DC 54V
Test Mode: Transmit by 802.11n-HT20 at Channel 5180MHz Ant 2	

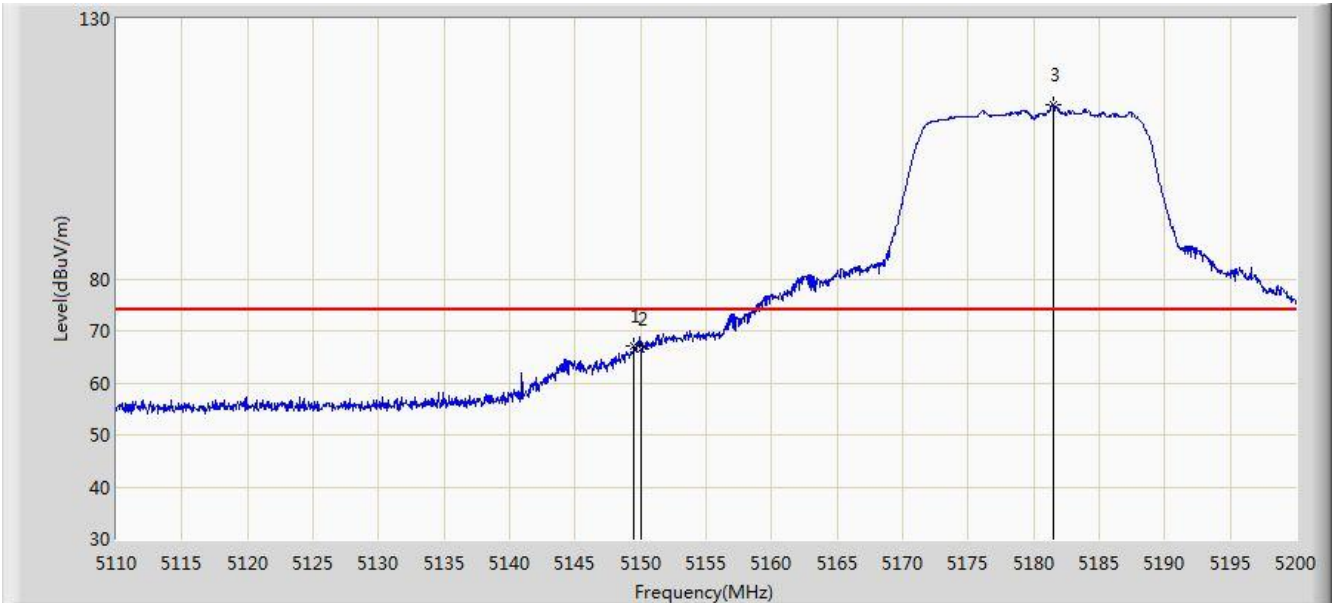


No	Flag	Mark	Frequency (MHz)	Measure Level (dBuV/m)	Reading Level (dBuV)	Margin (dB)	Limit (dBuV/m)	Factor (dB)	Type
1			5147.800	69.565	65.389	-4.435	74.000	4.176	PK
2			5150.000	68.810	64.641	-5.190	74.000	4.170	PK
3		*	5181.595	115.446	111.383	N/A	N/A	4.063	PK

Note: Measure Level (dB μ V/m) = Reading Level (dB μ V) + Factor (dB)

Factor (dB) = Cable Loss (dB) + Antenna Factor (dB) (dB/m) - Pre_Amplifier Gain (dB)

Site: AC1	Time: 2017/08/12 - 05:52
Limit: FCC_Part15.209_RE(3m)	Engineer: Kevin Ker
Probe: BBHA9120D_1GHz_18GHz	Polarity: Vertical
EUT: AC220 Wi-Fi AP OD directional antenna US	Power: DC 54V
Test Mode: Transmit by 802.11n-HT20 at Channel 5180MHz Ant 2	

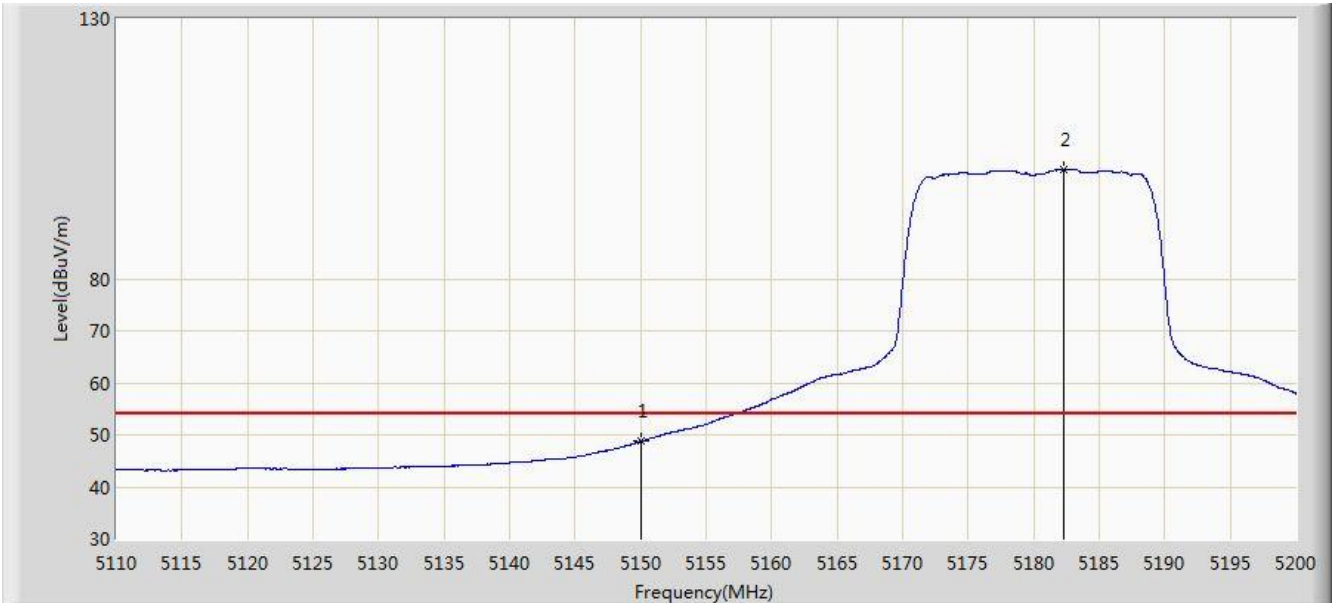


No	Flag	Mark	Frequency (MHz)	Measure Level (dBuV/m)	Reading Level (dBuV)	Margin (dB)	Limit (dBuV/m)	Factor (dB)	Type
1			5149.465	67.149	62.978	-6.851	74.000	4.170	PK
2			5150.000	66.520	62.351	-7.480	74.000	4.170	PK
3		*	5181.460	113.441	109.377	N/A	N/A	4.064	PK

Note: Measure Level (dB μ V/m) = Reading Level (dB μ V) + Factor (dB)

Factor (dB) = Cable Loss (dB) + Antenna Factor (dB) (dB/m) - Pre_Amplifier Gain (dB)

Site: AC1	Time: 2017/08/12 - 05:52
Limit: FCC_Part15.209_RE(3m)	Engineer: Kevin Ker
Probe: BBHA9120D_1GHz_18GHz	Polarity: Vertical
EUT: AC220 Wi-Fi AP OD directional antenna US	Power: DC 54V
Test Mode: Transmit by 802.11n-HT20 at Channel 5180MHz Ant 2	

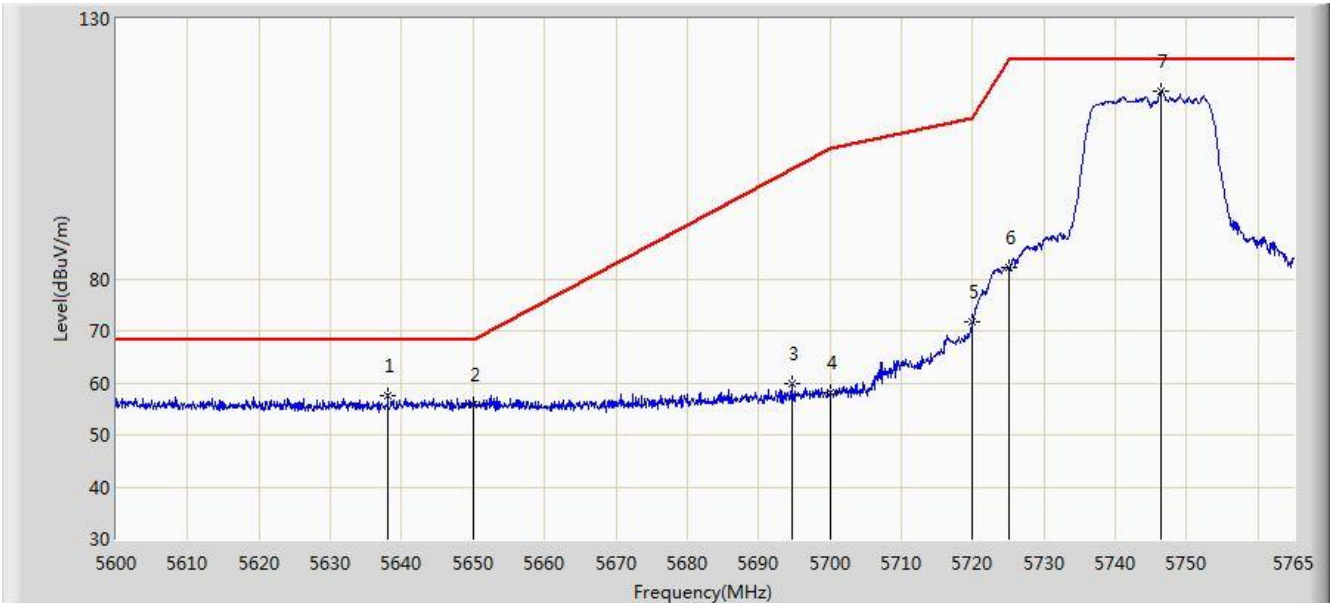


No	Flag	Mark	Frequency (MHz)	Measure Level (dBuV/m)	Reading Level (dBuV)	Margin (dB)	Limit (dBuV/m)	Factor (dB)	Type
1			5150.000	48.743	44.574	-5.257	54.000	4.170	AV
2		*	5182.315	100.973	96.912	N/A	N/A	4.060	AV

Note: Measure Level (dB μ V/m) = Reading Level (dB μ V) + Factor (dB)

Factor (dB) = Cable Loss (dB) + Antenna Factor (dB) (dB/m) - Pre_Amplifier Gain (dB)

Site: AC1	Time: 2017/08/12 - 06:13
Limit: FCC_Part15.407_RE(3m)	Engineer: Kevin Ker
Probe: BBHA9120D_1GHz_18GHz	Polarity: Horizontal
EUT: AC220 Wi-Fi AP OD directional antenna US	Power: DC 54V
Test Mode: Transmit by 802.11n-HT20 at Channel 5745MHz Ant 2	

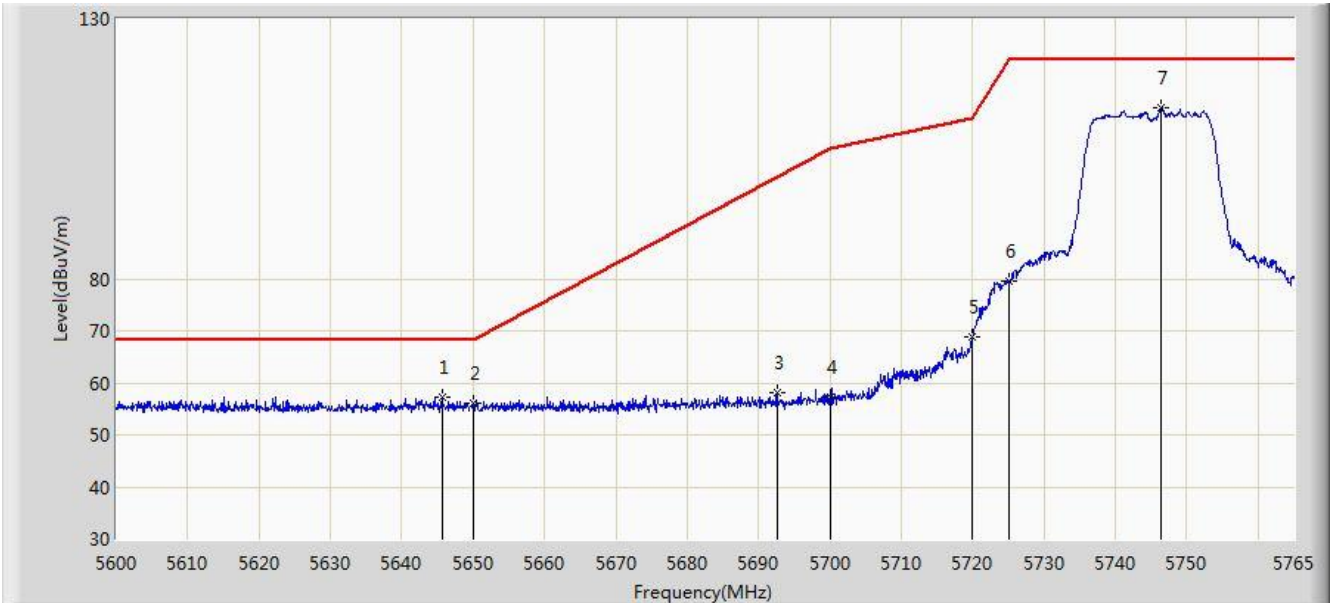


No	Flag	Mark	Frequency (MHz)	Measure Level (dBuV/m)	Reading Level (dBuV)	Margin (dB)	Limit (dBuV/m)	Factor (dB)	Type
1			5638.033	57.681	53.049	-10.519	68.200	4.632	PK
2			5650.000	55.689	51.018	-12.511	68.200	4.671	PK
3			5694.710	59.715	54.865	-42.197	101.912	4.850	PK
4			5700.000	58.035	53.157	-47.165	105.200	4.878	PK
5			5720.000	71.807	66.810	-38.993	110.800	4.997	PK
6			5725.000	82.048	77.019	-40.152	122.200	5.029	PK
7		*	5746.437	116.035	110.872	N/A	N/A	5.163	PK

Note: Measure Level (dBμV/m) = Reading Level (dBμV) + Factor (dB)

Factor (dB) = Cable Loss (dB) + Antenna Factor (dB) (dB/m) - Pre_Amplifier Gain (dB)

Site: AC1	Time: 2017/08/12 - 06:15
Limit: FCC_Part15.407_RE(3m)	Engineer: Kevin Ker
Probe: BBHA9120D_1GHz_18GHz	Polarity: Vertical
EUT: AC220 Wi-Fi AP OD directional antenna US	Power: DC 54V
Test Mode: Transmit by 802.11n-HT20 at Channel 5745MHz Ant 2	

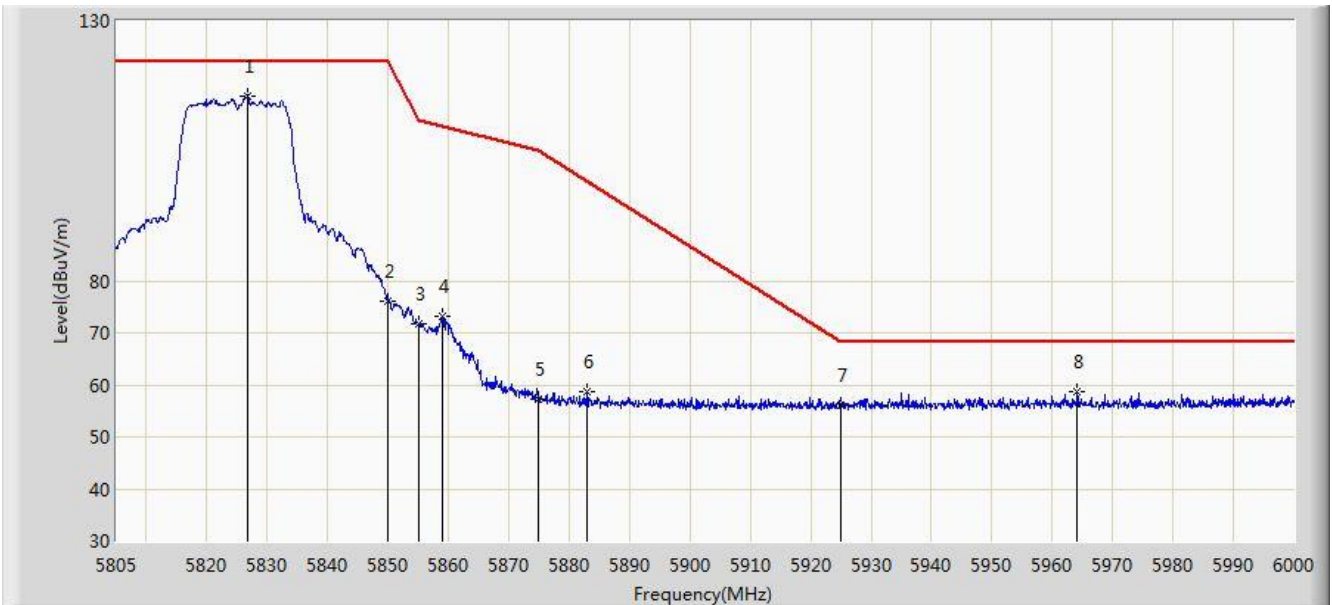


No	Flag	Mark	Frequency (MHz)	Measure Level (dBuV/m)	Reading Level (dBuV)	Margin (dB)	Limit (dBuV/m)	Factor (dB)	Type
1			5645.623	57.354	52.698	-10.846	68.200	4.657	PK
2			5650.000	55.946	51.275	-12.254	68.200	4.671	PK
3			5692.565	57.974	53.135	-42.604	100.578	4.839	PK
4			5700.000	57.102	52.224	-48.098	105.200	4.878	PK
5			5720.000	68.949	63.952	-41.851	110.800	4.997	PK
6			5725.000	79.544	74.515	-42.656	122.200	5.029	PK
7		*	5746.437	113.001	107.838	N/A	N/A	5.163	PK

Note: Measure Level (dB μ V/m) = Reading Level (dB μ V) + Factor (dB)

Factor (dB) = Cable Loss (dB) + Antenna Factor (dB) (dB/m) - Pre_Amplifier Gain (dB)

Site: AC1	Time: 2017/08/12 - 06:18
Limit: FCC_Part15.407_RE(3m)	Engineer: Kevin Ker
Probe: BBHA9120D_1GHz_18GHz	Polarity: Horizontal
EUT: AC220 Wi-Fi AP OD directional antenna US	Power: DC 54V
Test Mode: Transmit by 802.11n-HT20 at Channel 5825MHz Ant 2	

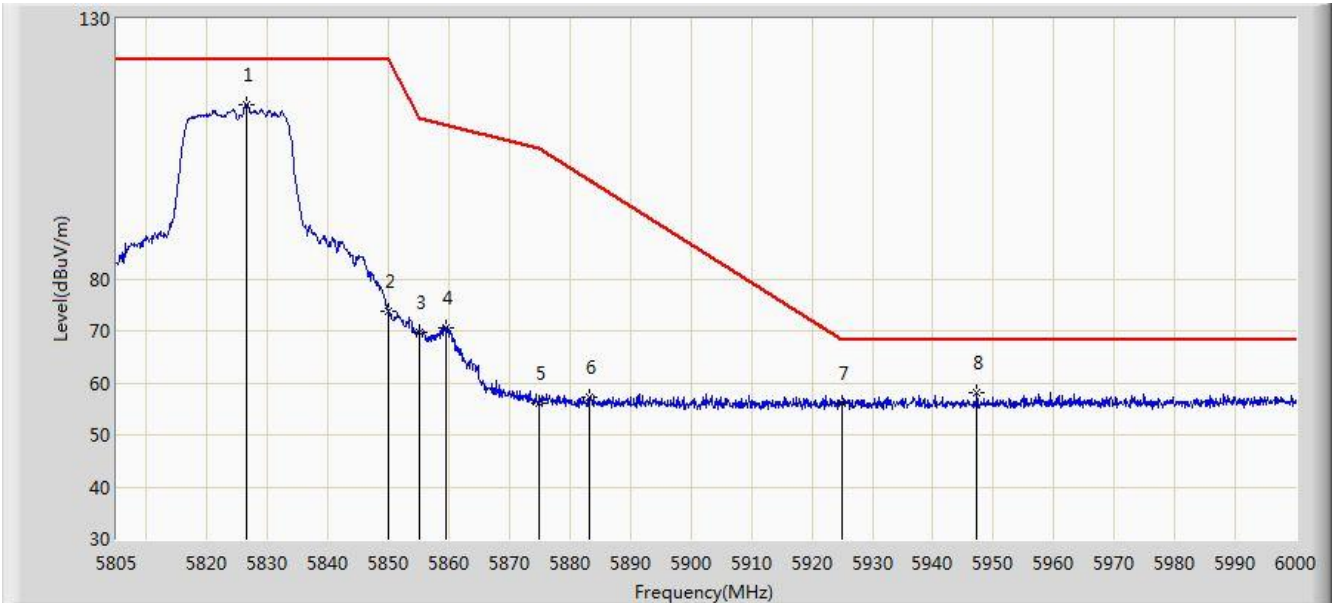


No	Flag	Mark	Frequency (MHz)	Measure Level (dBuV/m)	Reading Level (dBuV)	Margin (dB)	Limit (dBuV/m)	Factor (dB)	Type
1		*	5826.743	115.626	110.028	N/A	N/A	5.599	PK
2			5850.000	76.016	70.290	-46.184	122.200	5.726	PK
3			5855.000	71.756	66.010	-39.044	110.800	5.746	PK
4			5859.112	73.056	67.293	-36.591	109.647	5.764	PK
5			5875.000	57.374	51.554	-47.826	105.200	5.820	PK
6			5883.000	58.607	52.760	-41.583	100.190	5.847	PK
7			5925.000	56.139	50.173	-12.061	68.200	5.967	PK
8			5964.120	58.739	52.688	-9.461	68.200	6.051	PK

Note: Measure Level (dBμV/m) = Reading Level (dBμV) + Factor (dB)

Factor (dB) = Cable Loss (dB) + Antenna Factor (dB) (dB/m) - Pre_Amplifier Gain (dB)

Site: AC1	Time: 2017/08/12 - 06:20
Limit: FCC_Part15.407_RE(3m)	Engineer: Kevin Ker
Probe: BBHA9120D_1GHz_18GHz	Polarity: Vertical
EUT: AC220 Wi-Fi AP OD directional antenna US	Power: DC 54V
Test Mode: Transmit by 802.11n-HT20 at Channel 5825MHz Ant 2	

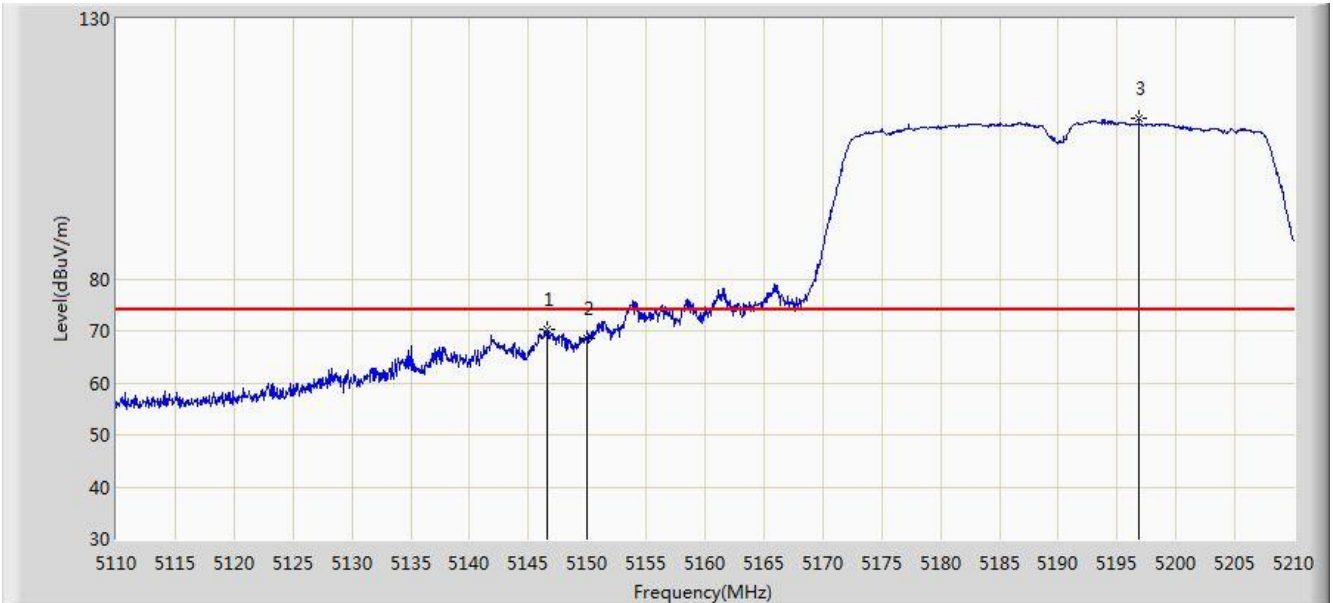


No	Flag	Mark	Frequency (MHz)	Measure Level (dBuV/m)	Reading Level (dBuV)	Margin (dB)	Limit (dBuV/m)	Factor (dB)	Type
1		*	5826.450	113.385	107.789	N/A	N/A	5.596	PK
2			5850.000	73.759	68.033	-48.441	122.200	5.726	PK
3			5855.000	69.812	64.066	-40.988	110.800	5.746	PK
4			5859.502	70.595	64.830	-38.943	109.538	5.765	PK
5			5875.000	56.208	50.388	-48.992	105.200	5.820	PK
6			5883.098	57.187	51.339	-42.942	100.129	5.848	PK
7			5925.000	55.960	49.994	-12.240	68.200	5.967	PK
8			5947.252	58.147	52.126	-10.053	68.200	6.021	PK

Note: Measure Level (dB μ V/m) = Reading Level (dB μ V) + Factor (dB)

Factor (dB) = Cable Loss (dB) + Antenna Factor (dB) (dB/m) - Pre_Amplifier Gain (dB)

Site: AC1	Time: 2017/08/12 - 06:28
Limit: FCC_Part15.209_RE(3m)	Engineer: Kevin Ker
Probe: BBHA9120D_1GHz_18GHz	Polarity: Horizontal
EUT: AC220 Wi-Fi AP OD directional antenna US	Power: DC 54V
Test Mode: Transmit by 802.11n-HT40 at Channel 5190MHz Ant 2	

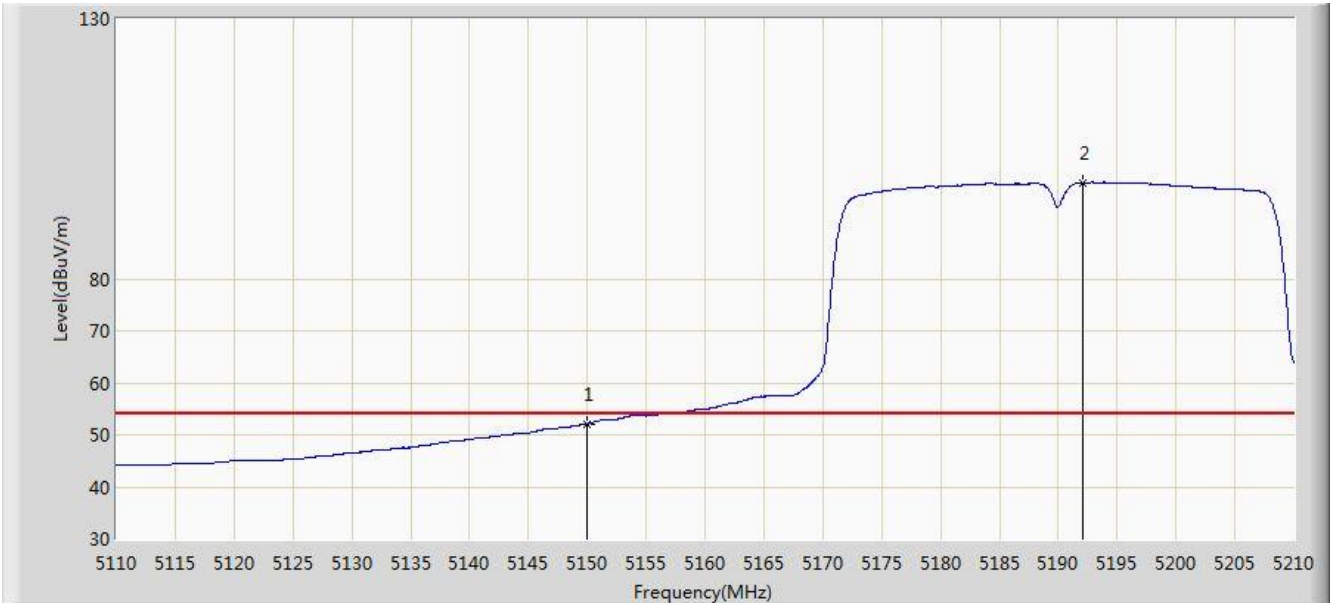


No	Flag	Mark	Frequency (MHz)	Measure Level (dBuV/m)	Reading Level (dBuV)	Margin (dB)	Limit (dBuV/m)	Factor (dB)	Type
1			5146.600	70.240	66.064	-3.760	74.000	4.176	PK
2			5150.000	68.689	64.520	-5.311	74.000	4.170	PK
3		*	5196.850	110.884	106.875	N/A	N/A	4.009	PK

Note: Measure Level (dB μ V/m) = Reading Level (dB μ V) + Factor (dB)

Factor (dB) = Cable Loss (dB) + Antenna Factor (dB) (dB/m) - Pre_Amplifier Gain (dB)

Site: AC1	Time: 2017/08/12 - 06:27
Limit: FCC_Part15.209_RE(3m)	Engineer: Kevin Ker
Probe: BBHA9120D_1GHz_18GHz	Polarity: Horizontal
EUT: AC220 Wi-Fi AP OD directional antenna US	Power: DC 54V
Test Mode: Transmit by 802.11n-HT40 at Channel 5190MHz Ant 2	

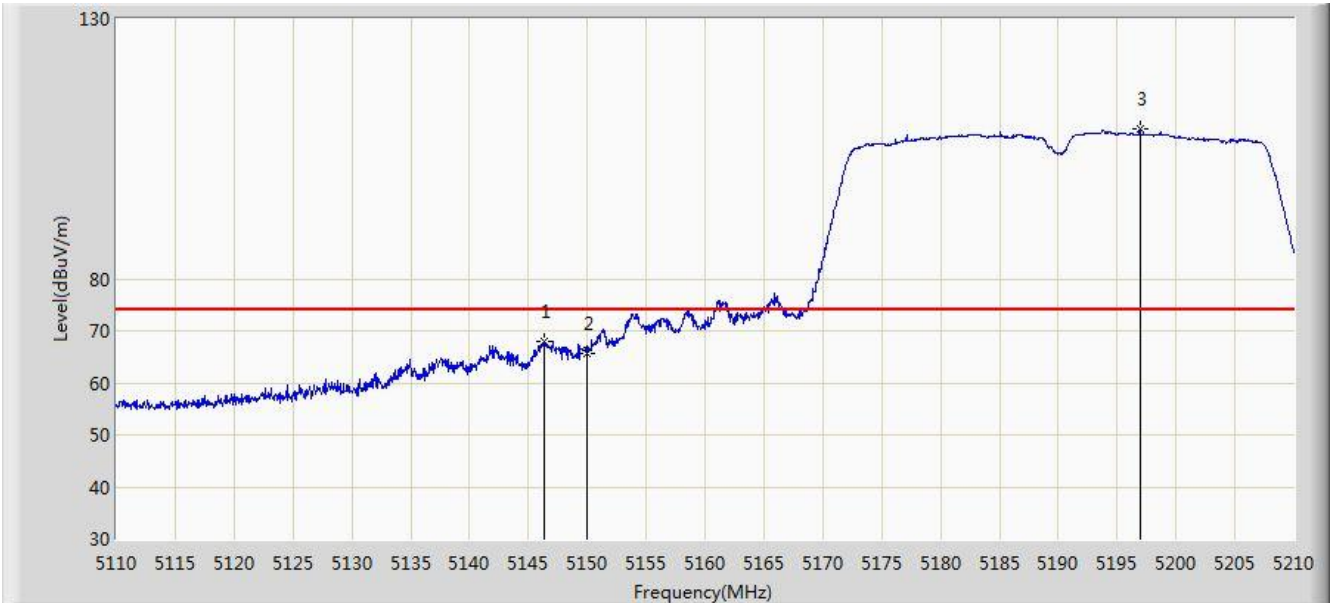


No	Flag	Mark	Frequency (MHz)	Measure Level (dBuV/m)	Reading Level (dBuV)	Margin (dB)	Limit (dBuV/m)	Factor (dB)	Type
1			5150.000	52.099	47.930	-1.901	54.000	4.170	AV
2		*	5192.050	98.534	94.508	N/A	N/A	4.027	AV

Note: Measure Level (dB μ V/m) = Reading Level (dB μ V) + Factor (dB)

Factor (dB) = Cable Loss (dB) + Antenna Factor (dB) (dB/m) - Pre_Amplifier Gain (dB)

Site: AC1	Time: 2017/08/12 - 06:29
Limit: FCC_Part15.209_RE(3m)	Engineer: Kevin Ker
Probe: BBHA9120D_1GHz_18GHz	Polarity: Vertical
EUT: AC220 Wi-Fi AP OD directional antenna US	Power: DC 54V
Test Mode: Transmit by 802.11n-HT40 at Channel 5190MHz Ant 2	

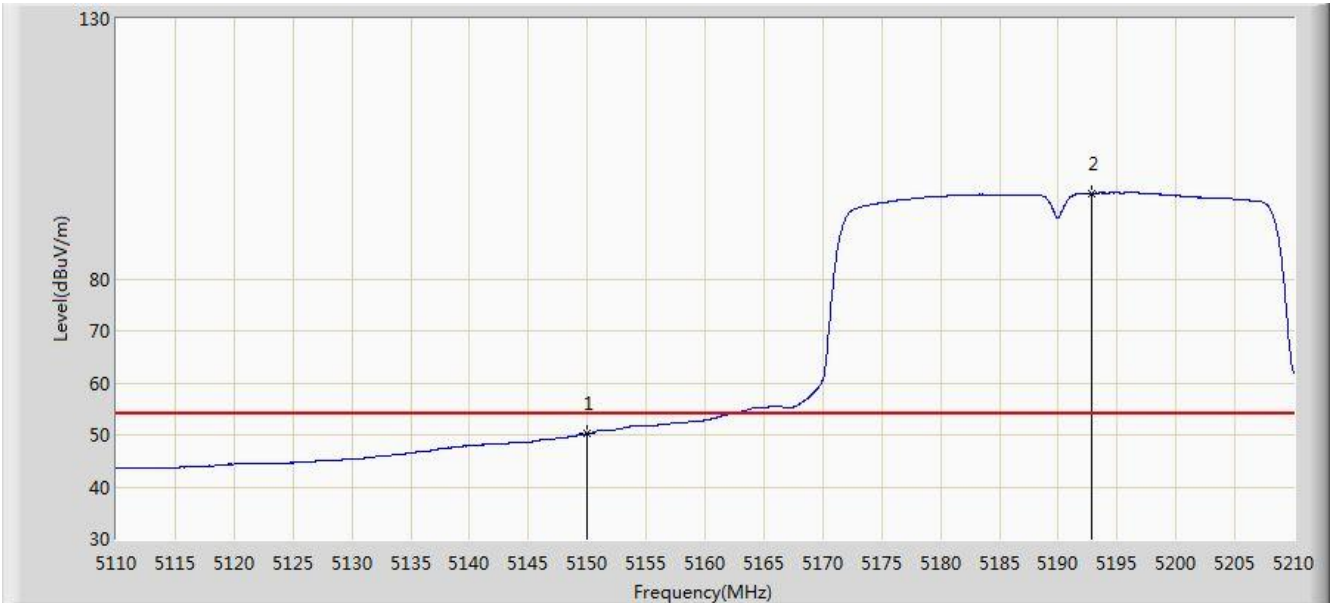


No	Flag	Mark	Frequency (MHz)	Measure Level (dBuV/m)	Reading Level (dBuV)	Margin (dB)	Limit (dBuV/m)	Factor (dB)	Type
1			5146.350	68.108	63.932	-5.892	74.000	4.176	PK
2			5150.000	65.661	61.492	-8.339	74.000	4.170	PK
3		*	5196.950	108.871	104.862	N/A	N/A	4.009	PK

Note: Measure Level (dBμV/m) = Reading Level (dBμV) + Factor (dB)

Factor (dB) = Cable Loss (dB) + Antenna Factor (dB) (dB/m) - Pre_Amplifier Gain (dB)

Site: AC1	Time: 2017/08/12 - 06:30
Limit: FCC_Part15.209_RE(3m)	Engineer: Kevin Ker
Probe: BBHA9120D_1GHz_18GHz	Polarity: Vertical
EUT: AC220 Wi-Fi AP OD directional antenna US	Power: DC 54V
Test Mode: Transmit by 802.11n-HT40 at Channel 5190MHz Ant 2	

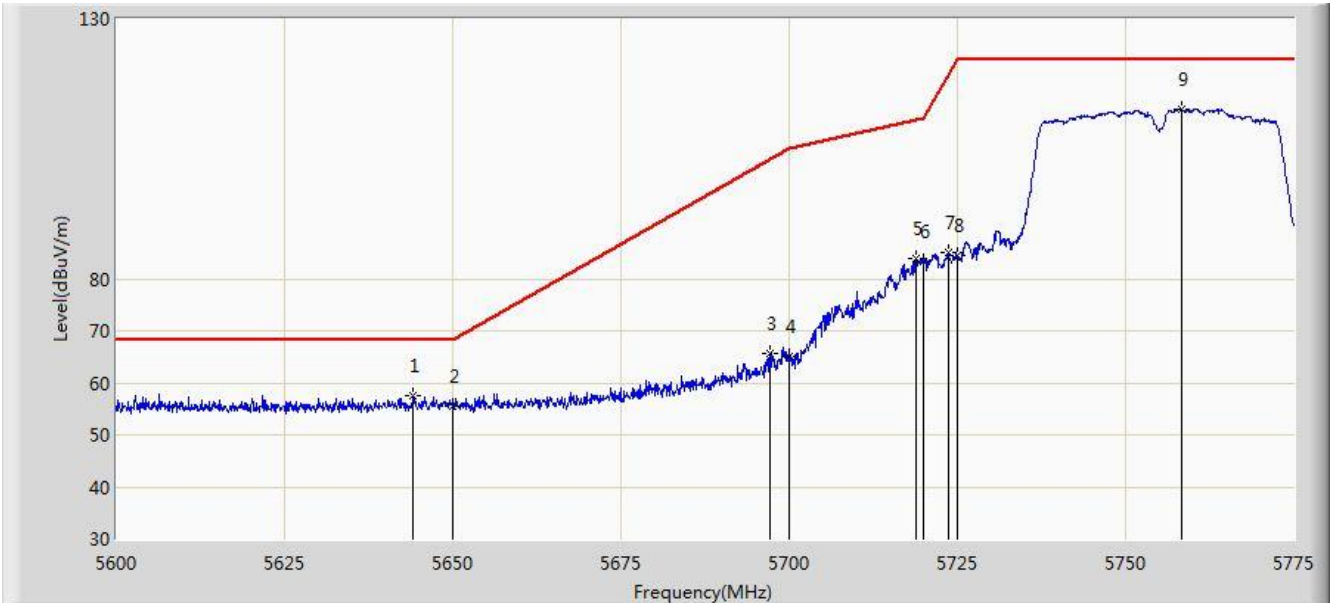


No	Flag	Mark	Frequency (MHz)	Measure Level (dBuV/m)	Reading Level (dBuV)	Margin (dB)	Limit (dBuV/m)	Factor (dB)	Type
1			5150.000	50.188	46.019	-3.812	54.000	4.170	AV
2		*	5192.850	96.465	92.442	N/A	N/A	4.023	AV

Note: Measure Level (dB μ V/m) = Reading Level (dB μ V) + Factor (dB)

Factor (dB) = Cable Loss (dB) + Antenna Factor (dB) (dB/m) - Pre_Amplifier Gain (dB)

Site: AC1	Time: 2017/08/12 - 07:01
Limit: FCC_Part15.407_RE(3m)	Engineer: Kevin Ker
Probe: BBHA9120D_1GHz_18GHz	Polarity: Horizontal
EUT: AC220 Wi-Fi AP OD directional antenna US	Power: DC 54V
Test Mode: Transmit by 802.11n-HT40 at Channel 5755MHz Ant 2	

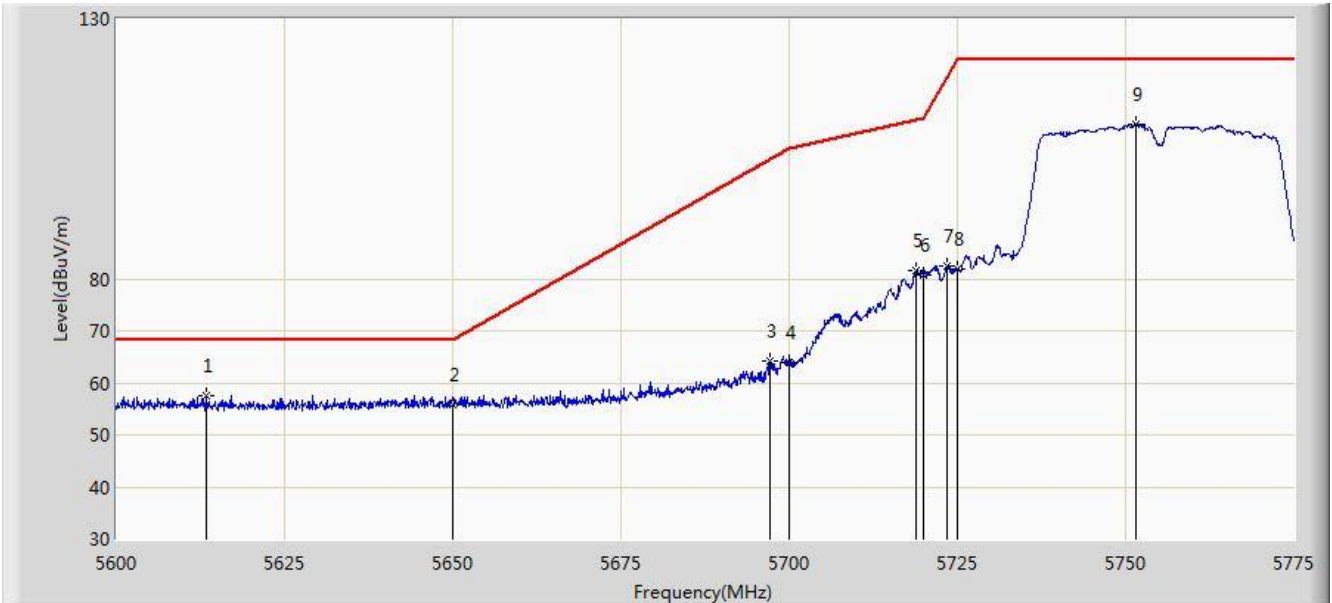


No	Flag	Mark	Frequency (MHz)	Measure Level (dBuV/m)	Reading Level (dBuV)	Margin (dB)	Limit (dBuV/m)	Factor (dB)	Type
1			5644.187	57.630	52.978	-10.570	68.200	4.651	PK
2			5650.000	55.636	50.965	-12.564	68.200	4.671	PK
3			5697.212	65.590	60.727	-37.877	103.468	4.863	PK
4			5700.000	65.066	60.188	-40.134	105.200	4.878	PK
5			5718.825	83.841	78.852	-26.630	110.472	4.990	PK
6			5720.000	83.288	78.291	-27.512	110.800	4.997	PK
7			5723.638	84.986	79.966	-34.109	119.096	5.021	PK
8			5725.000	84.364	79.335	-37.836	122.200	5.029	PK
9		*	5758.288	112.555	107.325	N/A	N/A	5.230	PK

Note: Measure Level (dBuV/m) = Reading Level (dBuV) + Factor (dB)

Factor (dB) = Cable Loss (dB) + Antenna Factor (dB) (dB/m) - Pre_Amplifier Gain (dB)

Site: AC1	Time: 2017/08/12 - 07:03
Limit: FCC_Part15.407_RE(3m)	Engineer: Kevin Ker
Probe: BBHA9120D_1GHz_18GHz	Polarity: Vertical
EUT: AC220 Wi-Fi AP OD directional antenna US	Power: DC 54V
Test Mode: Transmit by 802.11n-HT40 at Channel 5755MHz Ant 2	

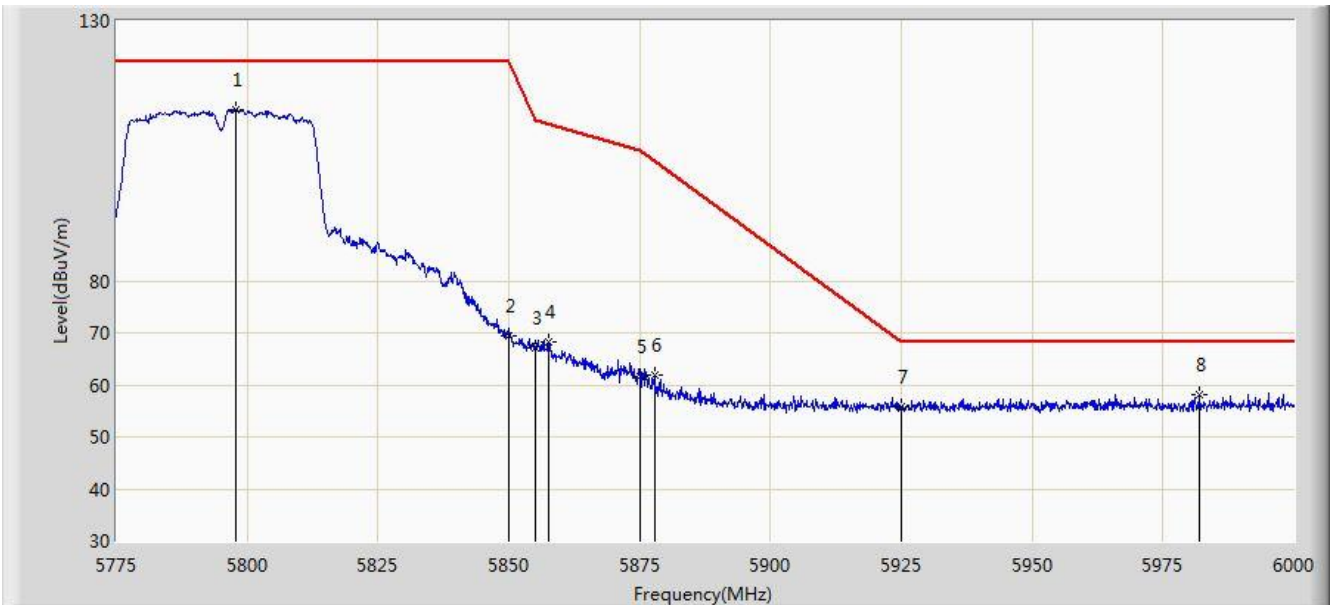


No	Flag	Mark	Frequency (MHz)	Measure Level (dBuV/m)	Reading Level (dBuV)	Margin (dB)	Limit (dBuV/m)	Factor (dB)	Type
1			5613.475	57.517	52.955	-10.683	68.200	4.561	PK
2			5650.000	55.680	51.009	-12.520	68.200	4.671	PK
3			5697.212	64.177	59.314	-39.290	103.468	4.863	PK
4			5700.000	63.968	59.090	-41.232	105.200	4.878	PK
5			5718.825	81.510	76.521	-28.961	110.472	4.990	PK
6			5720.000	80.848	75.851	-29.952	110.800	4.997	PK
7			5723.462	82.530	77.511	-36.164	118.694	5.019	PK
8			5725.000	82.015	76.986	-40.185	122.200	5.029	PK
9		*	5751.638	109.682	104.489	N/A	N/A	5.193	PK

Note: Measure Level (dBuV/m) = Reading Level (dBuV) + Factor (dB)

Factor (dB) = Cable Loss (dB) + Antenna Factor (dB) (dB/m) - Pre_Amplifier Gain (dB)

Site: AC1	Time: 2017/08/12 - 07:05
Limit: FCC_Part15.407_RE(3m)	Engineer: Kevin Ker
Probe: BBHA9120D_1GHz_18GHz	Polarity: Horizontal
EUT: AC220 Wi-Fi AP OD directional antenna US	Power: DC 54V
Test Mode: Transmit by 802.11n-HT40 at Channel 5795MHz Ant 2	

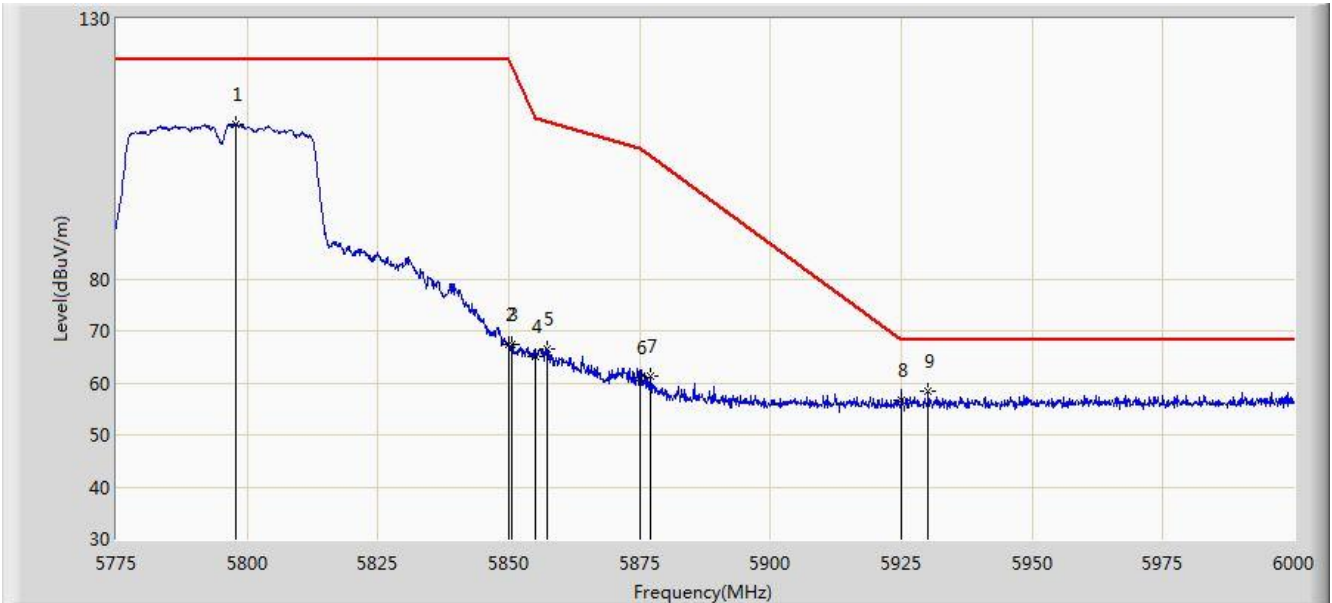


No	Flag	Mark	Frequency (MHz)	Measure Level (dBuV/m)	Reading Level (dBuV)	Margin (dB)	Limit (dBuV/m)	Factor (dB)	Type
1		*	5797.950	112.856	107.422	N/A	N/A	5.435	PK
2			5850.000	69.483	63.757	-52.717	122.200	5.726	PK
3			5855.000	66.964	61.218	-43.836	110.800	5.746	PK
4			5857.575	68.166	62.409	-41.912	110.078	5.756	PK
5			5875.000	61.671	55.851	-43.529	105.200	5.820	PK
6			5877.825	61.974	56.144	-41.457	103.430	5.830	PK
7			5925.000	55.709	49.743	-12.491	68.200	5.967	PK
8			5981.888	58.149	52.068	-10.051	68.200	6.081	PK

Note: Measure Level (dB μ V/m) = Reading Level (dB μ V) + Factor (dB)

Factor (dB) = Cable Loss (dB) + Antenna Factor (dB) (dB/m) - Pre_Amplifier Gain (dB)

Site: AC1	Time: 2017/08/12 - 07:07
Limit: FCC_Part15.407_RE(3m)	Engineer: Kevin Ker
Probe: BBHA9120D_1GHz_18GHz	Polarity: Vertical
EUT: AC220 Wi-Fi AP OD directional antenna US	Power: DC 54V
Test Mode: Transmit by 802.11n-HT40 at Channel 5795MHz Ant 2	

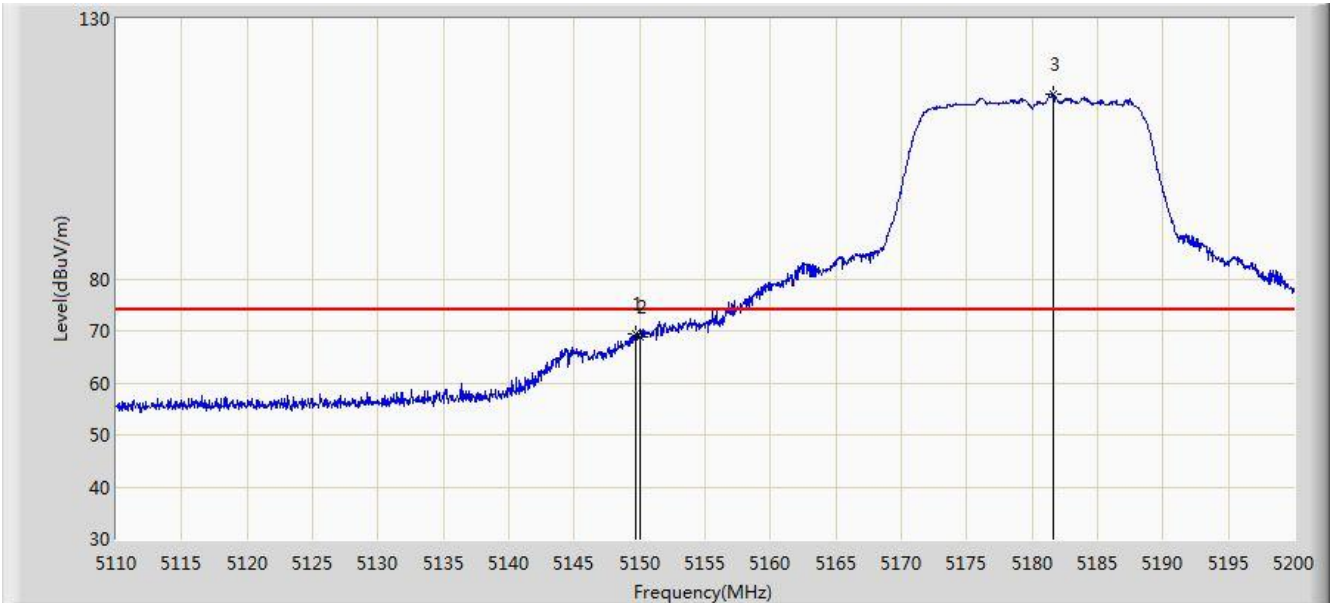


No	Flag	Mark	Frequency (MHz)	Measure Level (dBuV/m)	Reading Level (dBuV)	Margin (dB)	Limit (dBuV/m)	Factor (dB)	Type
1		*	5797.950	109.756	104.322	N/A	N/A	5.435	PK
2			5850.000	67.380	61.654	-54.820	122.200	5.726	PK
3			5850.600	67.452	61.724	-53.379	120.831	5.728	PK
4			5855.000	65.105	59.359	-45.695	110.800	5.746	PK
5			5857.462	66.457	60.701	-43.652	110.110	5.756	PK
6			5875.000	61.055	55.235	-44.145	105.200	5.820	PK
7			5877.038	61.164	55.337	-42.759	103.923	5.827	PK
8			5925.000	56.654	50.688	-11.546	68.200	5.967	PK
9			5930.138	58.358	52.379	-9.842	68.200	5.979	PK

Note: Measure Level (dB μ V/m) = Reading Level (dB μ V) + Factor (dB)

Factor (dB) = Cable Loss (dB) + Antenna Factor (dB) (dB/m) - Pre_Amplifier Gain (dB)

Site: AC1	Time: 2017/08/12 - 07:14
Limit: FCC_Part15.209_RE(3m)	Engineer: Kevin Ker
Probe: BBHA9120D_1GHz_18GHz	Polarity: Horizontal
EUT: AC220 Wi-Fi AP OD directional antenna US	Power: DC 54V
Test Mode: Transmit by 802.11ac-VHT20 at Channel 5180MHz Ant 2	

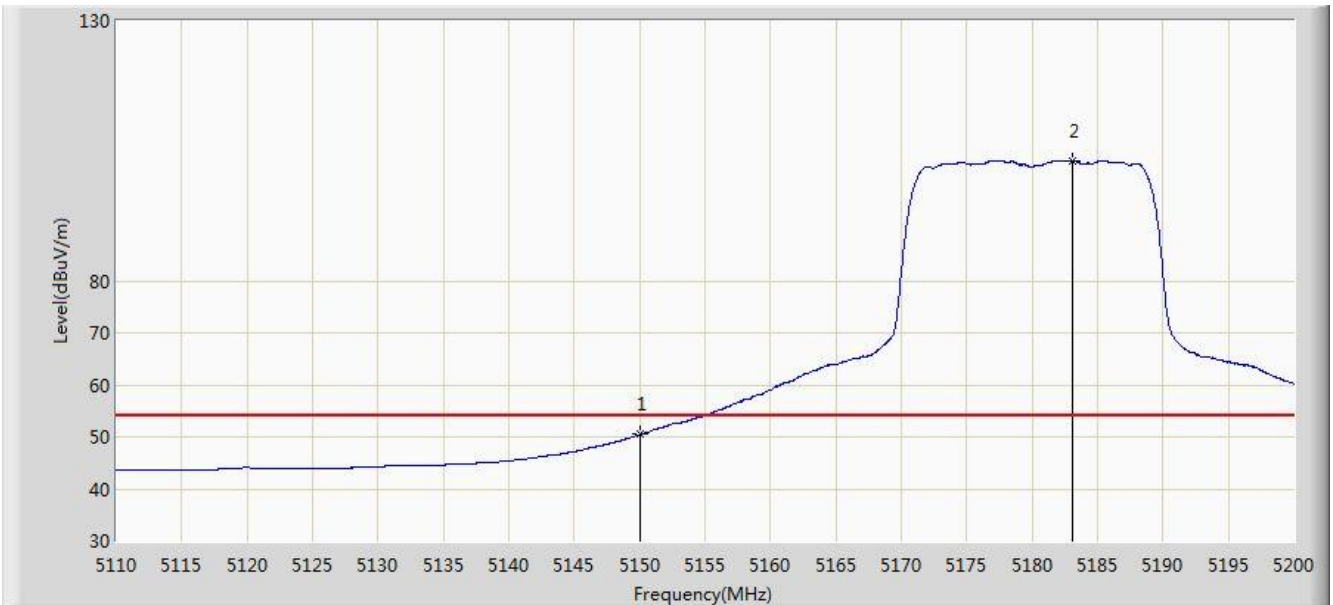


No	Flag	Mark	Frequency (MHz)	Measure Level (dBuV/m)	Reading Level (dBuV)	Margin (dB)	Limit (dBuV/m)	Factor (dB)	Type
1			5149.645	69.424	65.254	-4.576	74.000	4.170	PK
2			5150.000	68.798	64.629	-5.202	74.000	4.170	PK
3		*	5181.640	115.412	111.349	N/A	N/A	4.063	PK

Note: Measure Level (dB μ V/m) = Reading Level (dB μ V) + Factor (dB)

Factor (dB) = Cable Loss (dB) + Antenna Factor (dB) (dB/m) - Pre_Amplifier Gain (dB)

Site: AC1	Time: 2017/08/12 - 07:12
Limit: FCC_Part15.209_RE(3m)	Engineer: Kevin Ker
Probe: BBHA9120D_1GHz_18GHz	Polarity: Horizontal
EUT: AC220 Wi-Fi AP OD directional antenna US	Power: DC 54V
Test Mode: Transmit by 802.11ac-VHT20 at Channel 5180MHz Ant 2	

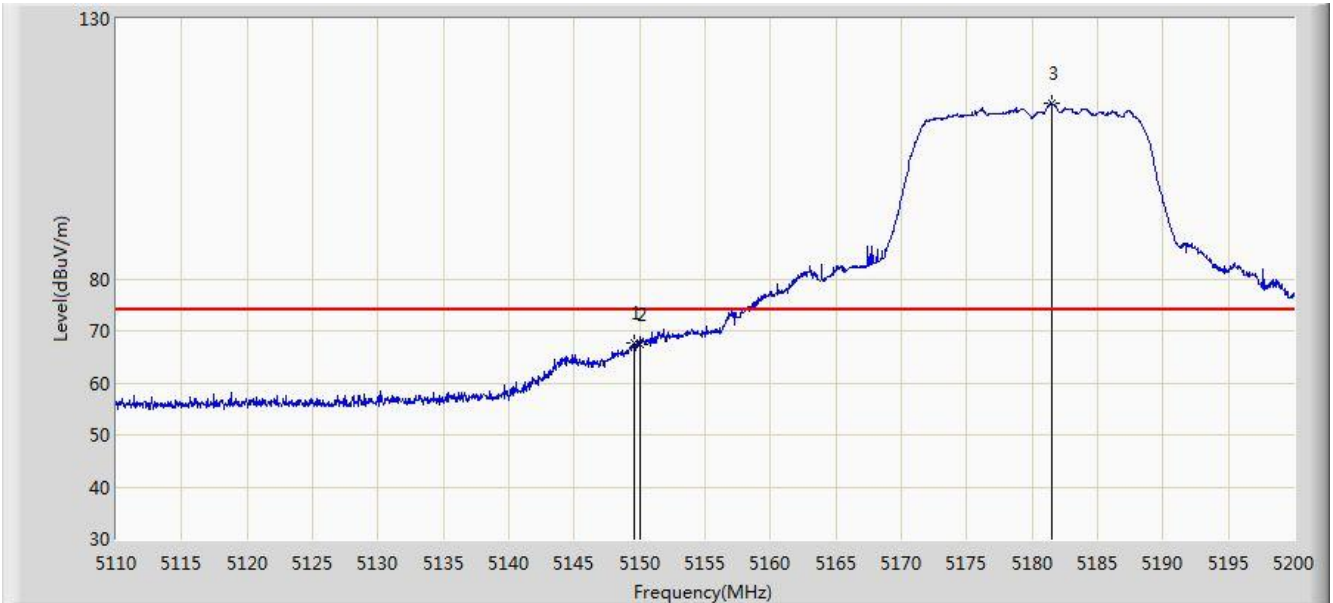


No	Flag	Mark	Frequency (MHz)	Measure Level (dBuV/m)	Reading Level (dBuV)	Margin (dB)	Limit (dBuV/m)	Factor (dB)	Type
1			5150.000	50.464	46.295	-3.536	54.000	4.170	AV
2		*	5183.035	103.160	99.102	N/A	N/A	4.057	AV

Note: Measure Level (dBμV/m) = Reading Level (dBμV) + Factor (dB)

Factor (dB) = Cable Loss (dB) + Antenna Factor (dB) (dB/m) - Pre_Amplifier Gain (dB)

Site: AC1	Time: 2017/08/12 - 07:15
Limit: FCC_Part15.209_RE(3m)	Engineer: Kevin Ker
Probe: BBHA9120D_1GHz_18GHz	Polarity: Vertical
EUT: AC220 Wi-Fi AP OD directional antenna US	Power: DC 54V
Test Mode: Transmit by 802.11ac-VHT20 at Channel 5180MHz Ant 2	

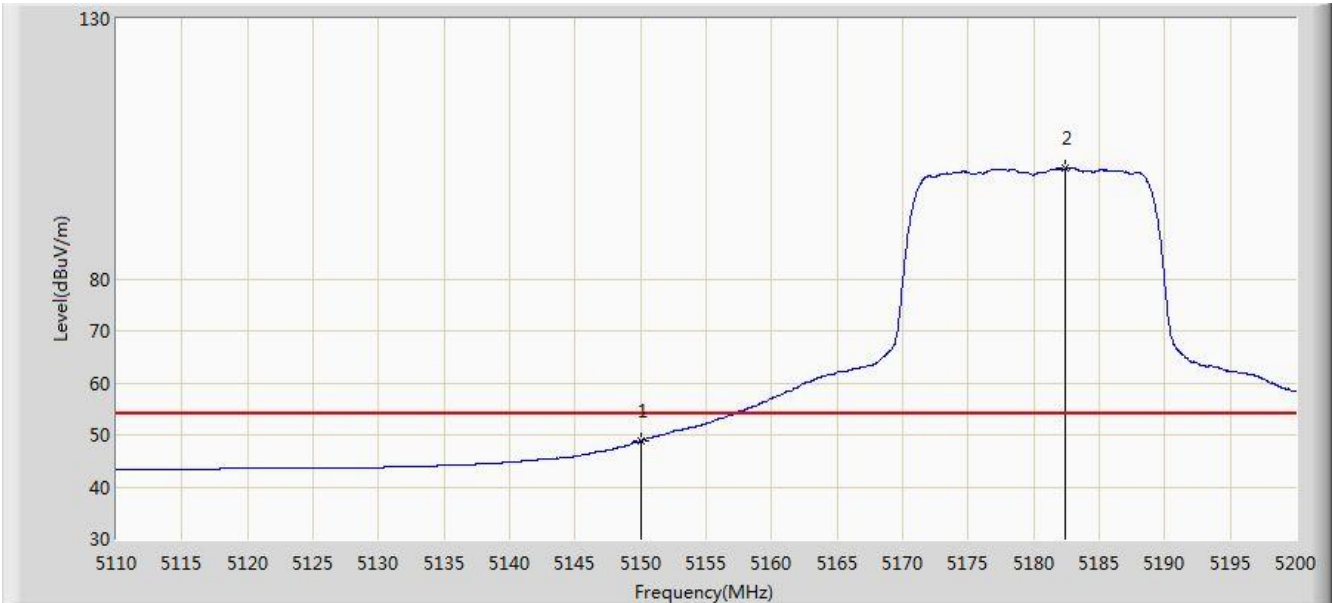


No	Flag	Mark	Frequency (MHz)	Measure Level (dBuV/m)	Reading Level (dBuV)	Margin (dB)	Limit (dBuV/m)	Factor (dB)	Type
1			5149.600	67.630	63.459	-6.370	74.000	4.170	PK
2			5150.000	67.271	63.102	-6.729	74.000	4.170	PK
3		*	5181.460	113.725	109.661	N/A	N/A	4.064	PK

Note: Measure Level (dB μ V/m) = Reading Level (dB μ V) + Factor (dB)

Factor (dB) = Cable Loss (dB) + Antenna Factor (dB) (dB/m) - Pre_Amplifier Gain (dB)

Site: AC1	Time: 2017/08/12 - 07:16
Limit: FCC_Part15.209_RE(3m)	Engineer: Kevin Ker
Probe: BBHA9120D_1GHz_18GHz	Polarity: Vertical
EUT: AC220 Wi-Fi AP OD directional antenna US	Power: DC 54V
Test Mode: Transmit by 802.11ac-VHT20 at Channel 5180MHz Ant 2	

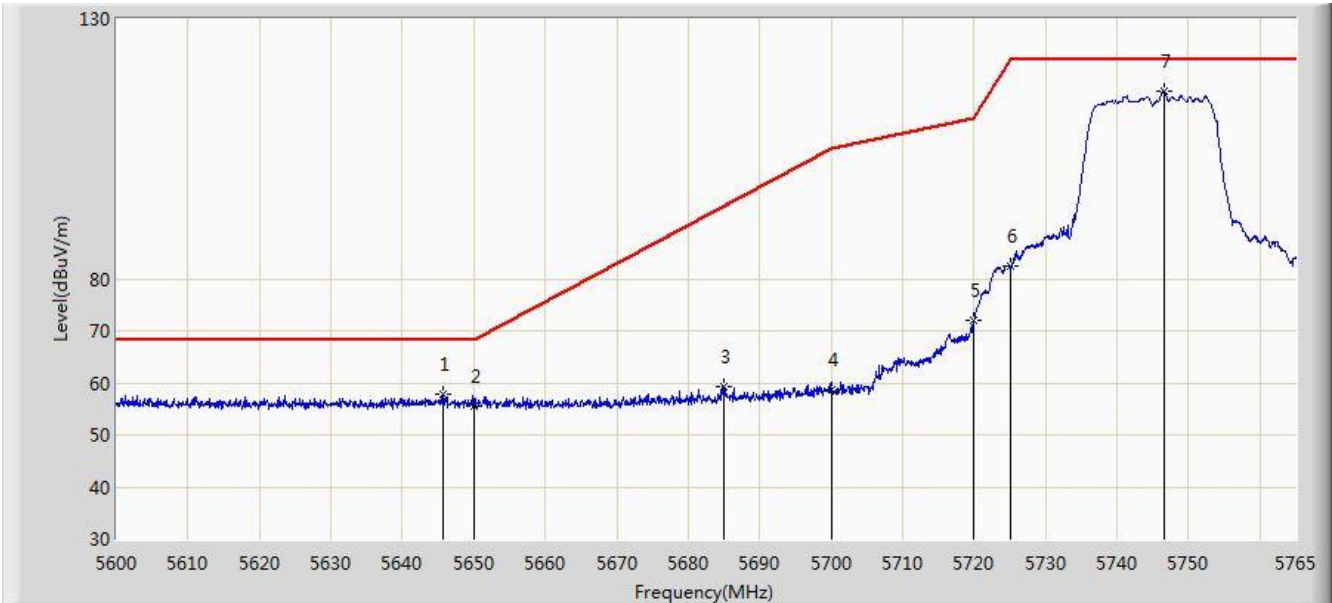


No	Flag	Mark	Frequency (MHz)	Measure Level (dBuV/m)	Reading Level (dBuV)	Margin (dB)	Limit (dBuV/m)	Factor (dB)	Type
1			5150.000	48.798	44.629	-5.202	54.000	4.170	AV
2		*	5182.450	101.170	97.110	N/A	N/A	4.060	AV

Note: Measure Level (dB μ V/m) = Reading Level (dB μ V) + Factor (dB)

Factor (dB) = Cable Loss (dB) + Antenna Factor (dB) (dB/m) - Pre_Amplifier Gain (dB)

Site: AC1	Time: 2017/08/12 - 07:43
Limit: FCC_Part15.407_RE(3m)	Engineer: Kevin Ker
Probe: BBHA9120D_1GHz_18GHz	Polarity: Horizontal
EUT: AC220 Wi-Fi AP OD directional antenna US	Power: DC 54V
Test Mode: Transmit by 802.11ac-VHT20 at Channel 5745MHz Ant 2	

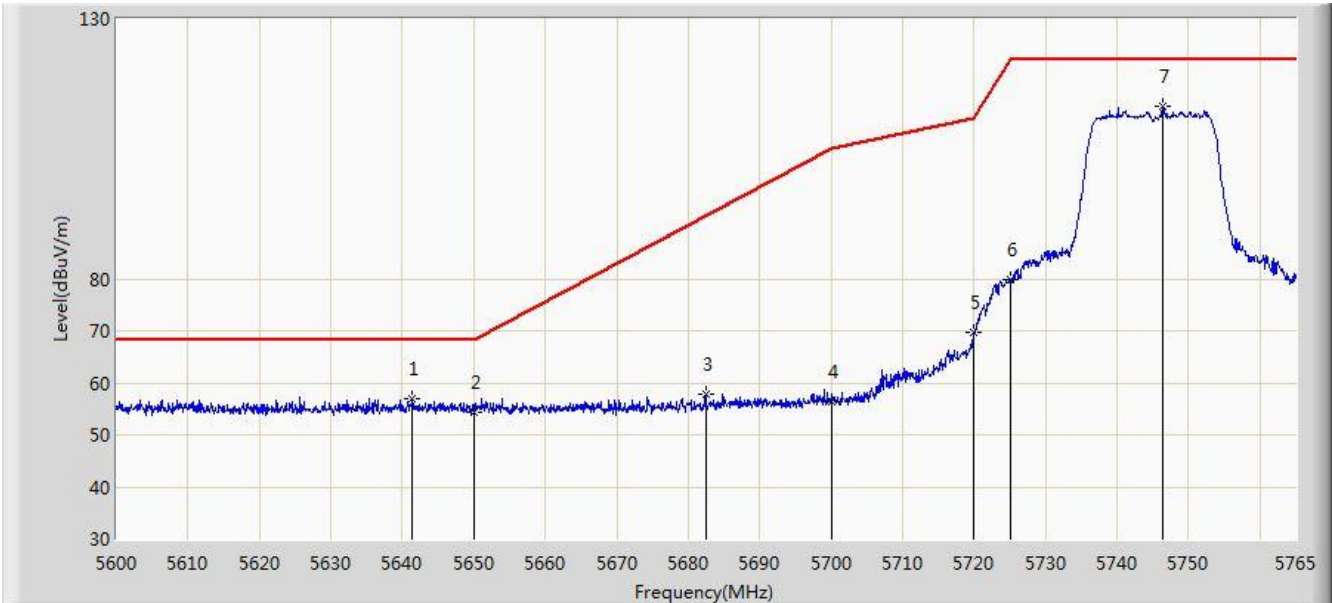


No	Flag	Mark	Frequency (MHz)	Measure Level (dBuV/m)	Reading Level (dBuV)	Margin (dB)	Limit (dBuV/m)	Factor (dB)	Type
1			5645.788	57.868	53.211	-10.332	68.200	4.657	PK
2			5650.000	55.622	50.951	-12.578	68.200	4.671	PK
3			5685.058	59.165	54.357	-36.740	95.905	4.808	PK
4			5700.000	58.676	53.798	-46.524	105.200	4.878	PK
5			5720.000	72.003	67.006	-38.797	110.800	4.997	PK
6			5725.000	82.333	77.304	-39.867	122.200	5.029	PK
7		*	5746.685	115.965	110.800	N/A	N/A	5.165	PK

Note: Measure Level (dBμV/m) = Reading Level (dBμV) + Factor (dB)

Factor (dB) = Cable Loss (dB) + Antenna Factor (dB) (dB/m) - Pre_Amplifier Gain (dB)

Site: AC1	Time: 2017/08/12 - 07:47
Limit: FCC_Part15.407_RE(3m)	Engineer: Kevin Ker
Probe: BBHA9120D_1GHz_18GHz	Polarity: Vertical
EUT: AC220 Wi-Fi AP OD directional antenna US	Power: DC 54V
Test Mode: Transmit by 802.11ac-VHT20 at Channel 5745MHz Ant 2	

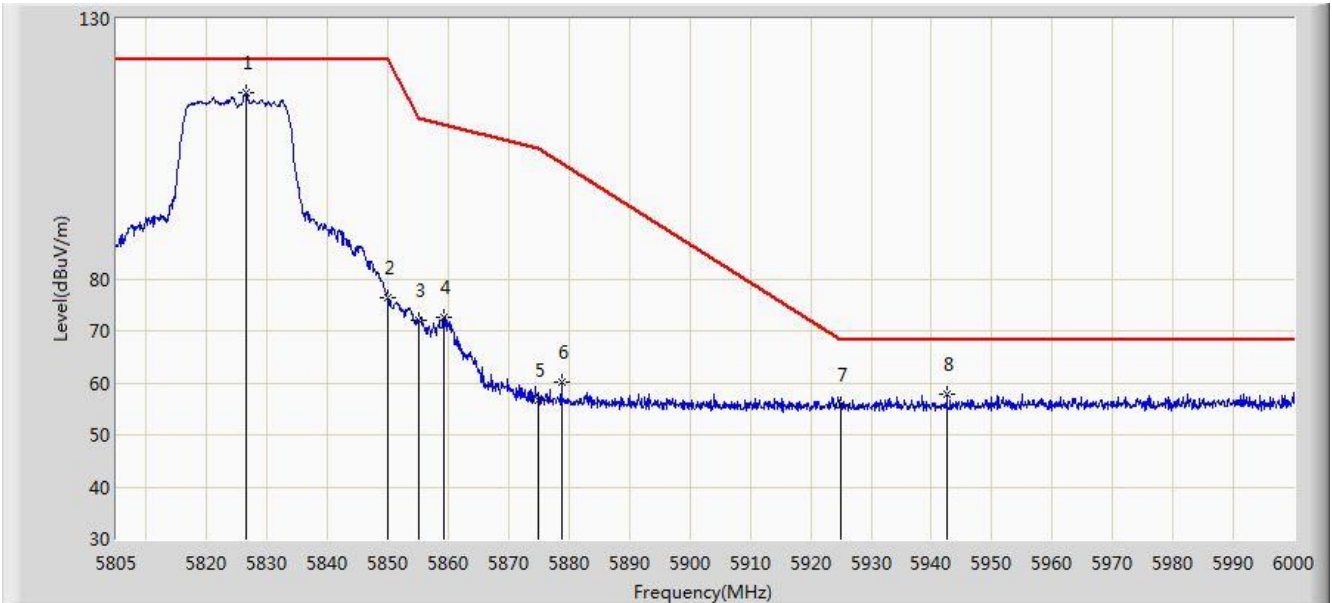


No	Flag	Mark	Frequency (MHz)	Measure Level (dBuV/m)	Reading Level (dBuV)	Margin (dB)	Limit (dBuV/m)	Factor (dB)	Type
1			5641.333	56.962	52.320	-11.238	68.200	4.642	PK
2			5650.000	54.332	49.661	-13.868	68.200	4.671	PK
3			5682.417	57.704	52.907	-36.556	94.260	4.797	PK
4			5700.000	56.308	51.430	-48.892	105.200	4.878	PK
5			5720.000	69.593	64.596	-41.207	110.800	4.997	PK
6			5725.000	79.879	74.850	-42.321	122.200	5.029	PK
7		*	5746.437	113.044	107.881	N/A	N/A	5.163	PK

Note: Measure Level (dB μ V/m) = Reading Level (dB μ V) + Factor (dB)

Factor (dB) = Cable Loss (dB) + Antenna Factor (dB) (dB/m) - Pre_Amplifier Gain (dB)

Site: AC1	Time: 2017/08/12 - 07:49
Limit: FCC_Part15.407_RE(3m)	Engineer: Kevin Ker
Probe: BBHA9120D_1GHz_18GHz	Polarity: Horizontal
EUT: AC220 Wi-Fi AP OD directional antenna US	Power: DC 54V
Test Mode: Transmit by 802.11ac-VHT20 at Channel 5825MHz Ant 2	

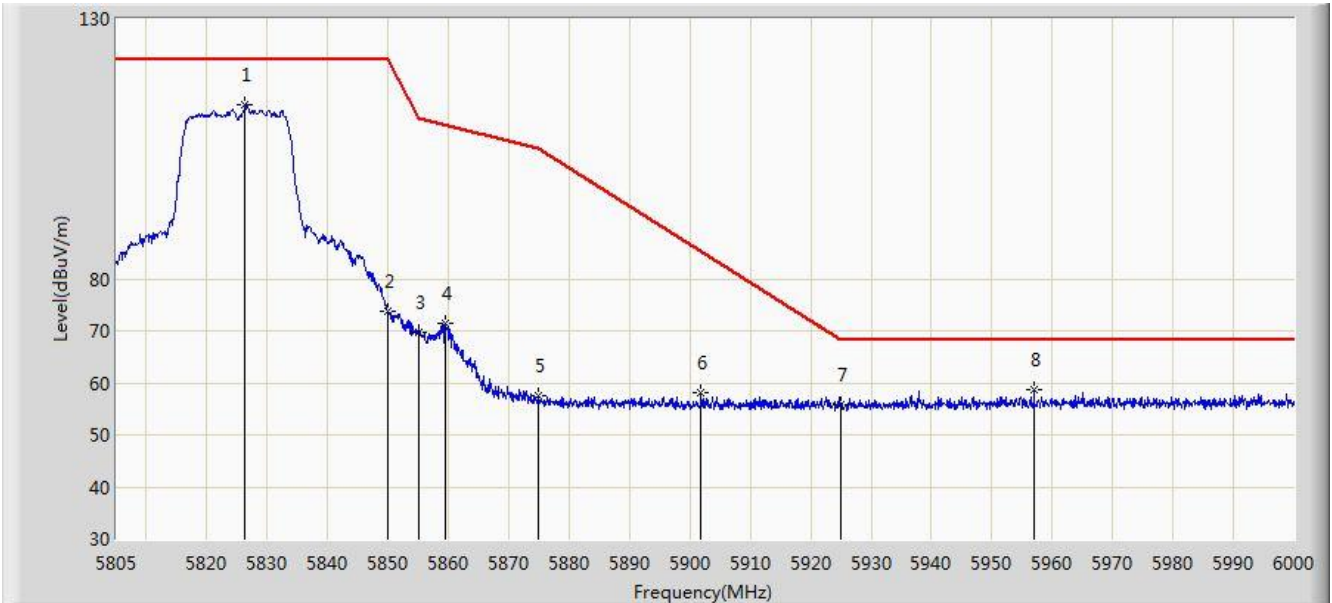


No	Flag	Mark	Frequency (MHz)	Measure Level (dBuV/m)	Reading Level (dBuV)	Margin (dB)	Limit (dBuV/m)	Factor (dB)	Type
1		*	5826.450	115.804	110.208	N/A	N/A	5.596	PK
2			5850.000	76.280	70.554	-45.920	122.200	5.726	PK
3			5855.000	71.932	66.186	-38.868	110.800	5.746	PK
4			5859.210	72.561	66.797	-37.059	109.620	5.764	PK
5			5875.000	56.556	50.736	-48.644	105.200	5.820	PK
6			5878.710	60.006	54.173	-42.870	102.876	5.833	PK
7			5925.000	55.771	49.805	-12.429	68.200	5.967	PK
8			5942.572	57.800	51.790	-10.400	68.200	6.009	PK

Note: Measure Level (dBμV/m) = Reading Level (dBμV) + Factor (dB)

Factor (dB) = Cable Loss (dB) + Antenna Factor (dB) (dB/m) - Pre_Amplifier Gain (dB)

Site: AC1	Time: 2017/08/12 - 07:53
Limit: FCC_Part15.407_RE(3m)	Engineer: Kevin Ker
Probe: BBHA9120D_1GHz_18GHz	Polarity: Vertical
EUT: AC220 Wi-Fi AP OD directional antenna US	Power: DC 54V
Test Mode: Transmit by 802.11ac-VHT20 at Channel 5825MHz Ant 2	

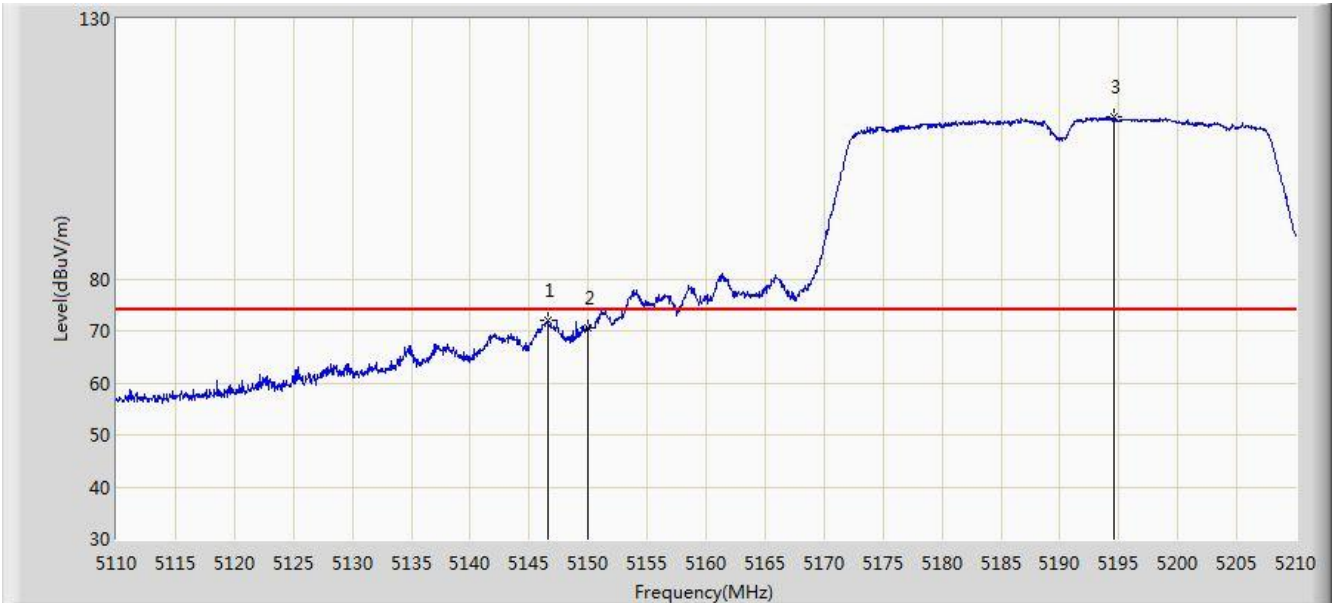


No	Flag	Mark	Frequency (MHz)	Measure Level (dBuV/m)	Reading Level (dBuV)	Margin (dB)	Limit (dBuV/m)	Factor (dB)	Type
1		*	5826.353	113.448	107.852	N/A	N/A	5.595	PK
2			5850.000	73.624	67.898	-48.576	122.200	5.726	PK
3			5855.000	69.623	63.877	-41.177	110.800	5.746	PK
4			5859.600	71.377	65.612	-38.133	109.510	5.765	PK
5			5875.000	57.425	51.605	-47.775	105.200	5.820	PK
6			5901.817	58.220	52.312	-30.213	88.433	5.907	PK
7			5925.000	55.809	49.843	-12.391	68.200	5.967	PK
8			5957.002	58.824	52.785	-9.376	68.200	6.038	PK

Note: Measure Level (dB μ V/m) = Reading Level (dB μ V) + Factor (dB)

Factor (dB) = Cable Loss (dB) + Antenna Factor (dB) (dB/m) - Pre_Amplifier Gain (dB)

Site: AC1	Time: 2017/08/12 - 11:03
Limit: FCC_Part15.209_RE(3m)	Engineer: Kevin Ker
Probe: BBHA9120D_1GHz_18GHz	Polarity: Horizontal
EUT: AC220 Wi-Fi AP OD directional antenna US	Power: DC 54V
Test Mode: Transmit by 802.11ac-VHT40 at Channel 5190MHz Ant 2	

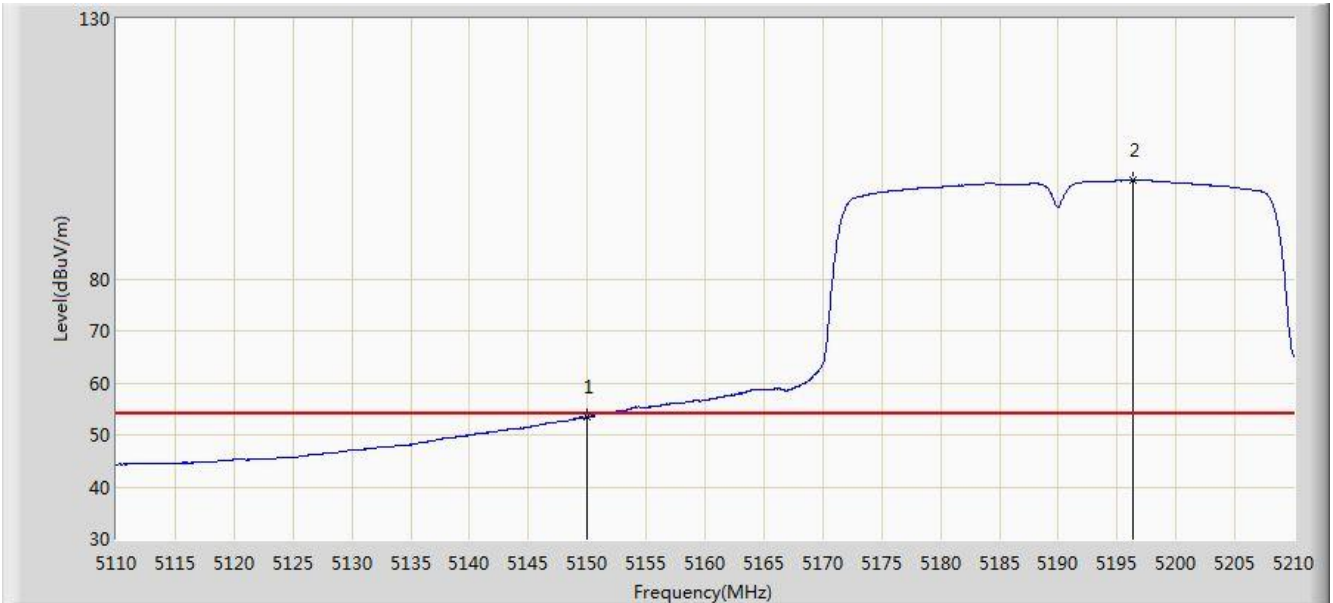


No	Flag	Mark	Frequency (MHz)	Measure Level (dBuV/m)	Reading Level (dBuV)	Margin (dB)	Limit (dBuV/m)	Factor (dB)	Type
1			5146.650	71.920	67.744	-2.080	74.000	4.176	PK
2			5150.000	70.610	66.441	-3.390	74.000	4.170	PK
3		*	5194.550	111.025	107.008	N/A	N/A	4.017	PK

Note: Measure Level (dBμV/m) = Reading Level (dBμV) + Factor (dB)

Factor (dB) = Cable Loss (dB) + Antenna Factor (dB) (dB/m) - Pre_Amplifier Gain (dB)

Site: AC1	Time: 2017/08/12 - 11:08
Limit: FCC_Part15.209_RE(3m)	Engineer: Kevin Ker
Probe: BBHA9120D_1GHz_18GHz	Polarity: Horizontal
EUT: AC220 Wi-Fi AP OD directional antenna US	Power: DC 54V
Test Mode: Transmit by 802.11ac-VHT40 at Channel 5190MHz Ant 2	

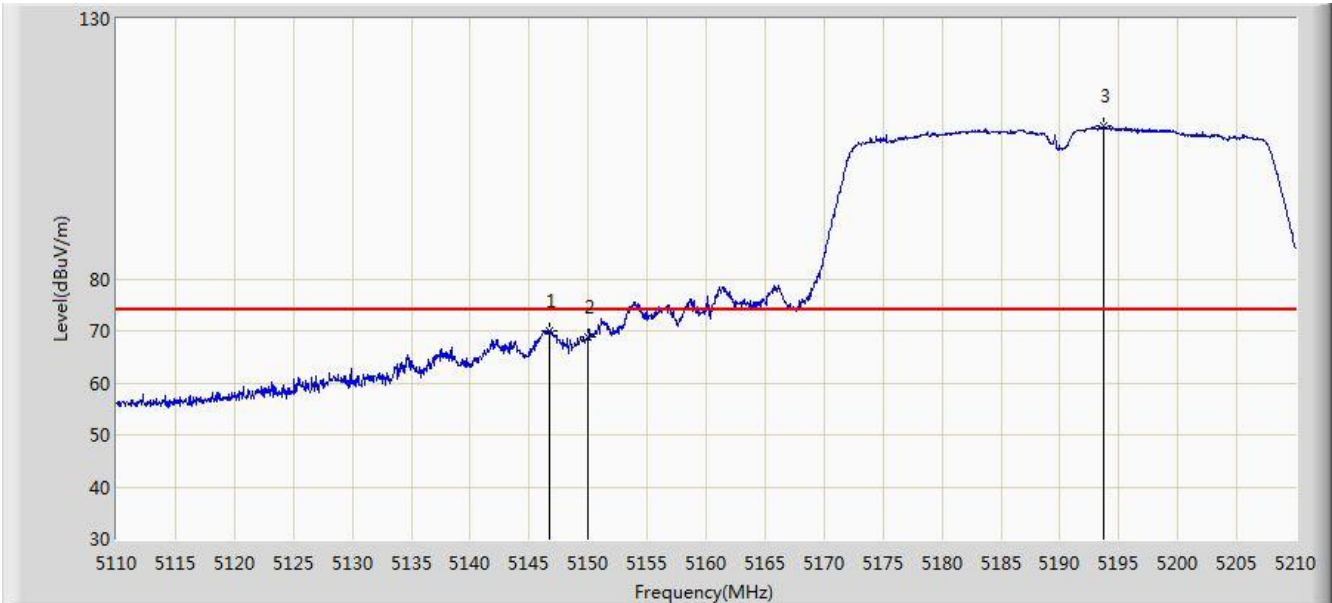


No	Flag	Mark	Frequency (MHz)	Measure Level (dBuV/m)	Reading Level (dBuV)	Margin (dB)	Limit (dBuV/m)	Factor (dB)	Type
1			5150.000	53.419	49.250	-0.581	54.000	4.170	AV
2		*	5196.400	98.911	94.900	N/A	N/A	4.010	AV

Note: Measure Level (dB μ V/m) = Reading Level (dB μ V) + Factor (dB)

Factor (dB) = Cable Loss (dB) + Antenna Factor (dB) (dB/m) - Pre_Amplifier Gain (dB)

Site: AC1	Time: 2017/08/12 - 11:08
Limit: FCC_Part15.209_RE(3m)	Engineer: Kevin Ker
Probe: BBHA9120D_1GHz_18GHz	Polarity: Vertical
EUT: AC220 Wi-Fi AP OD directional antenna US	Power: DC 54V
Test Mode: Transmit by 802.11ac-VHT40 at Channel 5190MHz Ant 2	

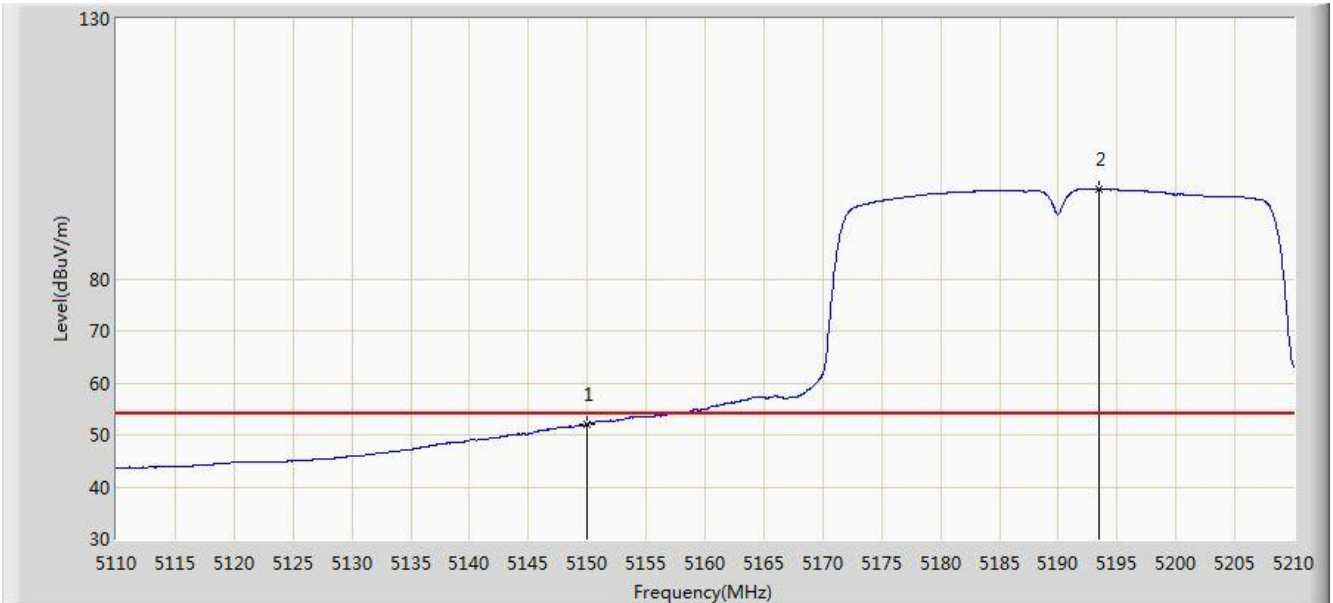


No	Flag	Mark	Frequency (MHz)	Measure Level (dBuV/m)	Reading Level (dBuV)	Margin (dB)	Limit (dBuV/m)	Factor (dB)	Type
1			5146.750	70.016	65.840	-3.984	74.000	4.176	PK
2			5150.000	68.736	64.567	-5.264	74.000	4.170	PK
3		*	5193.650	109.366	105.346	N/A	N/A	4.020	PK

Note: Measure Level (dBμV/m) = Reading Level (dBμV) + Factor (dB)

Factor (dB) = Cable Loss (dB) + Antenna Factor (dB) (dB/m) - Pre_Amplifier Gain (dB)

Site: AC1	Time: 2017/08/12 - 11:09
Limit: FCC_Part15.209_RE(3m)	Engineer: Kevin Ker
Probe: BBHA9120D_1GHz_18GHz	Polarity: Vertical
EUT: AC220 Wi-Fi AP OD directional antenna US	Power: DC 54V
Test Mode: Transmit by 802.11ac-VHT40 at Channel 5190MHz Ant 2	

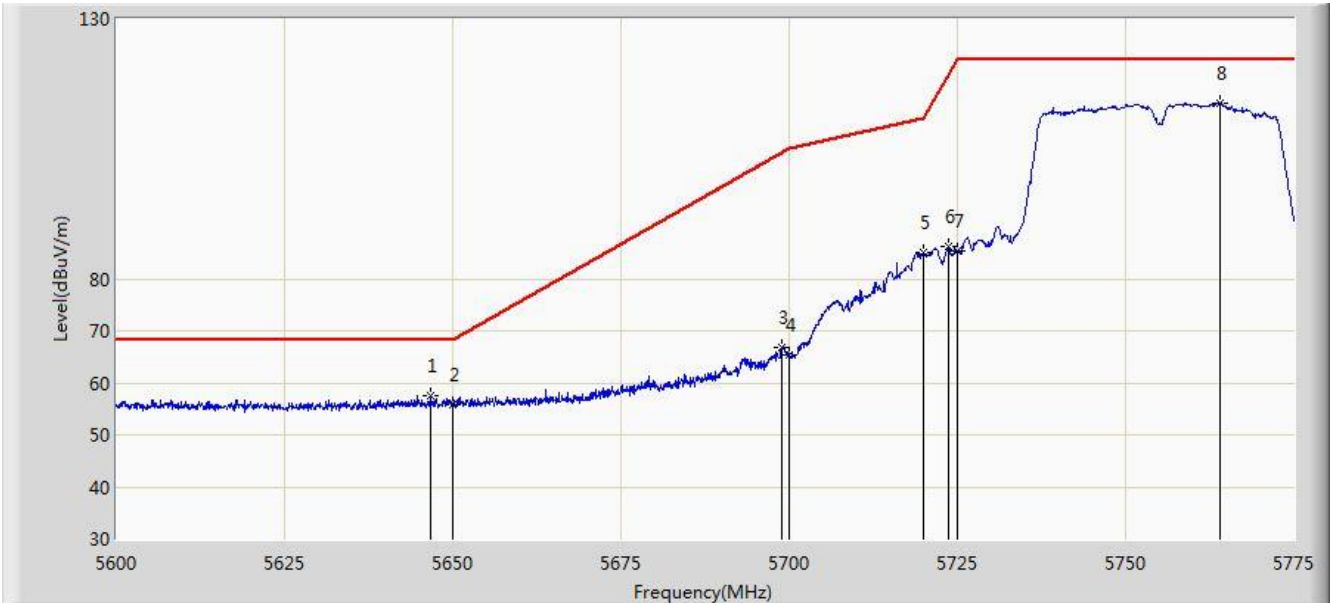


No	Flag	Mark	Frequency (MHz)	Measure Level (dBuV/m)	Reading Level (dBuV)	Margin (dB)	Limit (dBuV/m)	Factor (dB)	Type
1			5150.000	52.049	47.880	-1.951	54.000	4.170	AV
2		*	5193.450	97.262	93.241	N/A	N/A	4.021	AV

Note: Measure Level (dB μ V/m) = Reading Level (dB μ V) + Factor (dB)

Factor (dB) = Cable Loss (dB) + Antenna Factor (dB) (dB/m) - Pre_Amplifier Gain (dB)

Site: AC1	Time: 2017/08/12 - 11:37
Limit: FCC_Part15.407_RE(3m)	Engineer: Kevin Ker
Probe: BBHA9120D_1GHz_18GHz	Polarity: Horizontal
EUT: AC220 Wi-Fi AP OD directional antenna US	Power: DC 54V
Test Mode: Transmit by 802.11ac-VHT40 at Channel 5755MHz Ant 2	

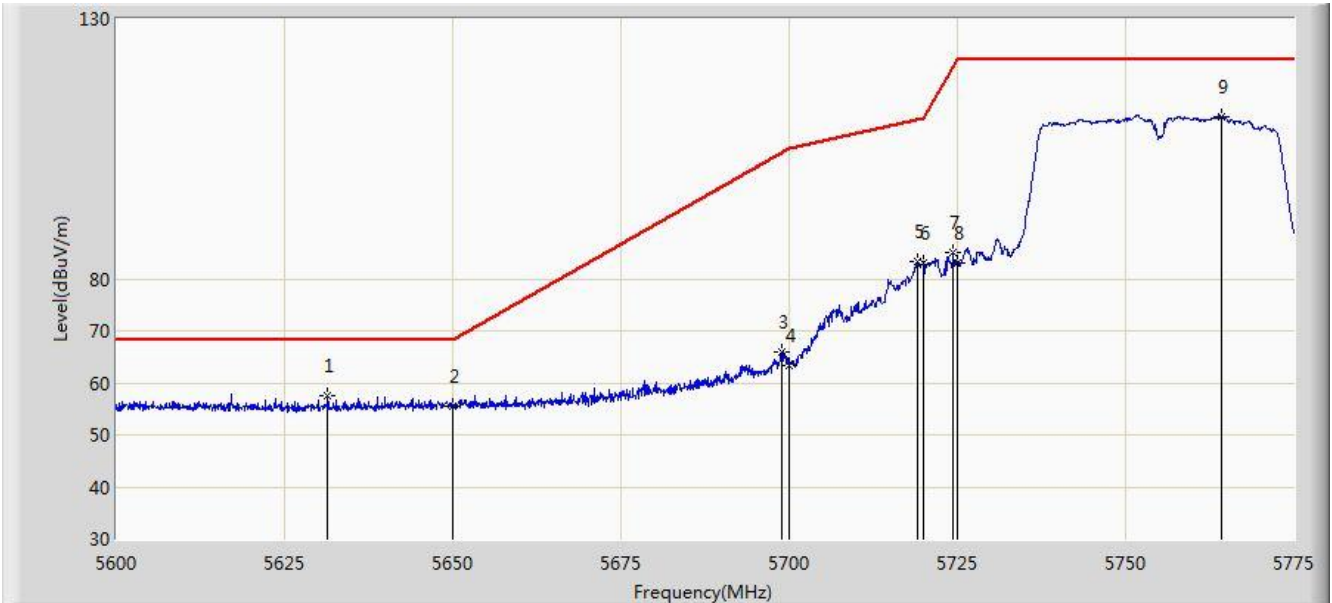


No	Flag	Mark	Frequency (MHz)	Measure Level (dBuV/m)	Reading Level (dBuV)	Margin (dB)	Limit (dBuV/m)	Factor (dB)	Type
1			5646.638	57.524	52.864	-10.676	68.200	4.660	PK
2			5650.000	55.808	51.137	-12.392	68.200	4.671	PK
3			5698.962	66.876	62.003	-37.679	104.555	4.872	PK
4			5700.000	65.498	60.620	-39.702	105.200	4.878	PK
5			5720.000	84.998	80.001	-25.802	110.800	4.997	PK
6			5723.638	86.133	81.113	-32.962	119.096	5.021	PK
7			5725.000	85.337	80.308	-36.863	122.200	5.029	PK
8		*	5764.062	113.720	108.459	N/A	N/A	5.261	PK

Note: Measure Level (dB μ V/m) = Reading Level (dB μ V) + Factor (dB)

Factor (dB) = Cable Loss (dB) + Antenna Factor (dB) (dB/m) - Pre_Amplifier Gain (dB)

Site: AC1	Time: 2017/08/12 - 11:40
Limit: FCC_Part15.407_RE(3m)	Engineer: Kevin Ker
Probe: BBHA9120D_1GHz_18GHz	Polarity: Vertical
EUT: AC220 Wi-Fi AP OD directional antenna US	Power: DC 54V
Test Mode: Transmit by 802.11ac-VHT40 at Channel 5755MHz Ant 2	

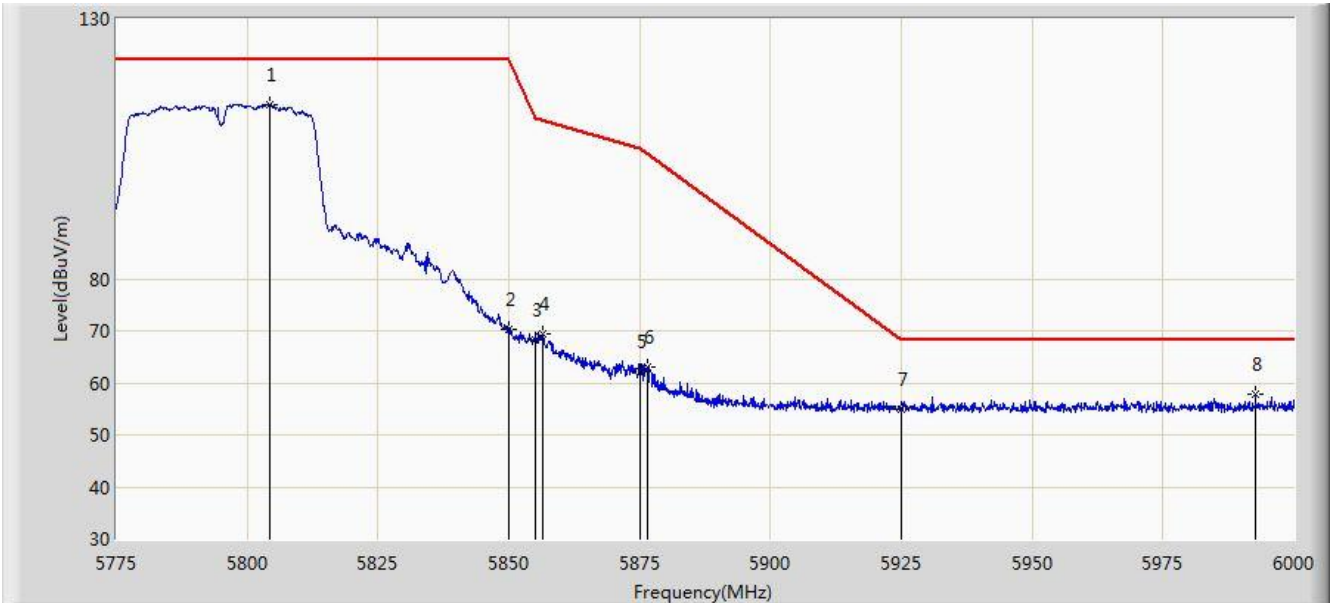


No	Flag	Mark	Frequency (MHz)	Measure Level (dBuV/m)	Reading Level (dBuV)	Margin (dB)	Limit (dBuV/m)	Factor (dB)	Type
1			5631.413	57.554	52.941	-10.646	68.200	4.613	PK
2			5650.000	55.393	50.722	-12.807	68.200	4.671	PK
3			5698.875	65.872	61.000	-38.629	104.501	4.872	PK
4			5700.000	63.430	58.552	-41.770	105.200	4.878	PK
5			5719.087	83.285	78.294	-27.260	110.545	4.992	PK
6			5720.000	82.904	77.907	-27.896	110.800	4.997	PK
7			5724.425	85.048	80.023	-35.841	120.890	5.025	PK
8			5725.000	83.183	78.154	-39.017	122.200	5.029	PK
9		*	5764.325	111.253	105.991	N/A	N/A	5.262	PK

Note: Measure Level (dBuV/m) = Reading Level (dBuV) + Factor (dB)

Factor (dB) = Cable Loss (dB) + Antenna Factor (dB) (dB/m) - Pre_Amplifier Gain (dB)

Site: AC1	Time: 2017/08/12 - 11:44
Limit: FCC_Part15.407_RE(3m)	Engineer: Kevin Ker
Probe: BBHA9120D_1GHz_18GHz	Polarity: Horizontal
EUT: AC220 Wi-Fi AP OD directional antenna US	Power: DC 54V
Test Mode: Transmit by 802.11ac-VHT40 at Channel 5795MHz Ant 2	

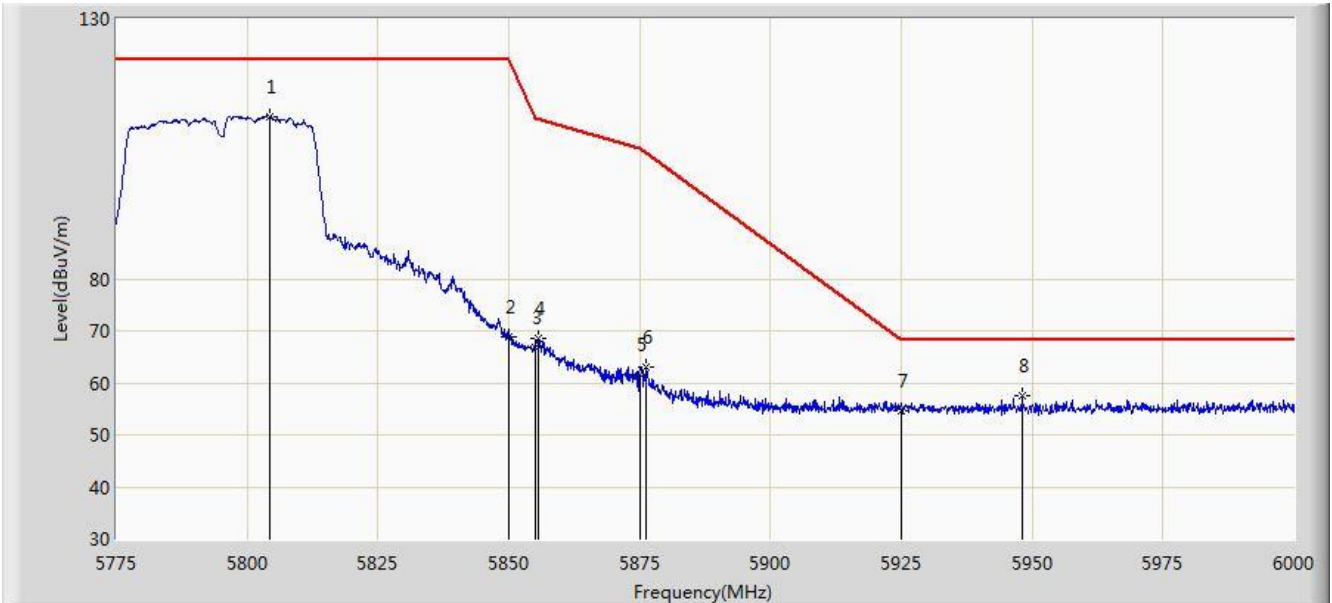


No	Flag	Mark	Frequency (MHz)	Measure Level (dBuV/m)	Reading Level (dBuV)	Margin (dB)	Limit (dBuV/m)	Factor (dB)	Type
1		*	5804.250	113.515	108.046	N/A	N/A	5.469	PK
2			5850.000	70.319	64.593	-51.881	122.200	5.726	PK
3			5855.000	68.266	62.520	-42.534	110.800	5.746	PK
4			5856.562	69.398	63.645	-40.964	110.362	5.752	PK
5			5875.000	62.269	56.449	-42.931	105.200	5.820	PK
6			5876.475	63.141	57.316	-41.135	104.276	5.824	PK
7			5925.000	54.808	48.842	-13.392	68.200	5.967	PK
8			5992.687	57.706	51.608	-10.494	68.200	6.098	PK

Note: Measure Level (dBμV/m) = Reading Level (dBμV) + Factor (dB)

Factor (dB) = Cable Loss (dB) + Antenna Factor (dB) (dB/m) - Pre_Amplifier Gain (dB)

Site: AC1	Time: 2017/08/12 - 11:46
Limit: FCC_Part15.407_RE(3m)	Engineer: Kevin Ker
Probe: BBHA9120D_1GHz_18GHz	Polarity: Vertical
EUT: AC220 Wi-Fi AP OD directional antenna US	Power: DC 54V
Test Mode: Transmit by 802.11ac-VHT40 at Channel 5795MHz Ant 2	

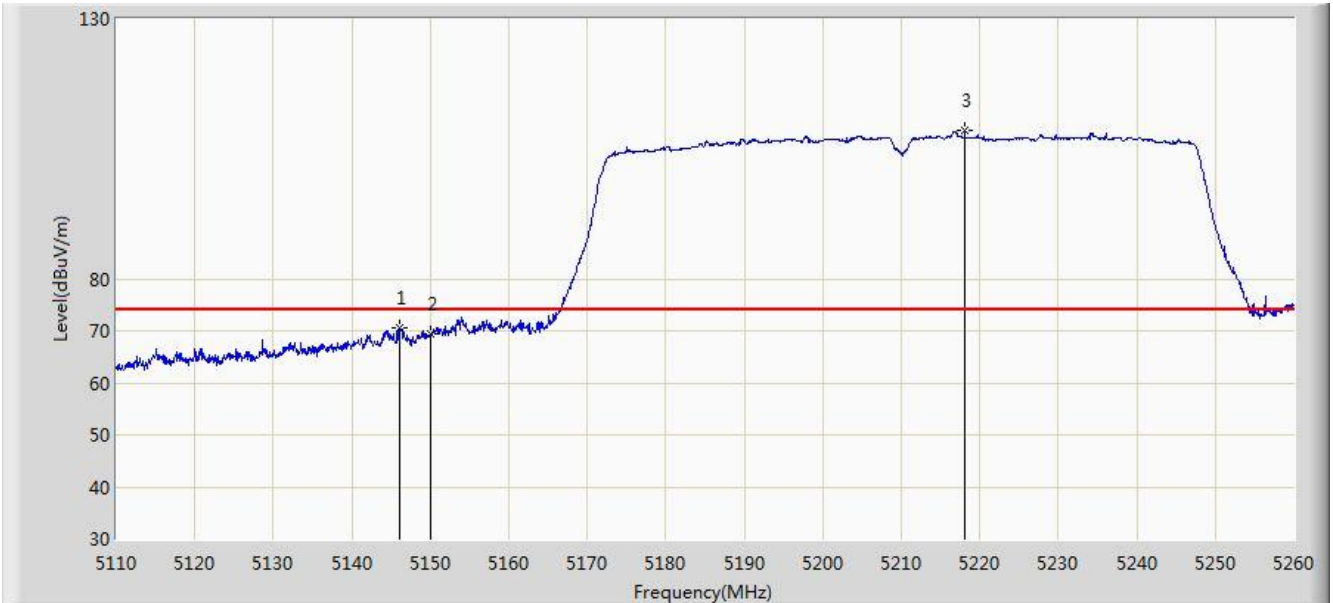


No	Flag	Mark	Frequency (MHz)	Measure Level (dBuV/m)	Reading Level (dBuV)	Margin (dB)	Limit (dBuV/m)	Factor (dB)	Type
1		*	5804.250	111.294	105.825	N/A	N/A	5.469	PK
2			5850.000	68.843	63.117	-53.357	122.200	5.726	PK
3			5855.000	66.723	60.977	-44.077	110.800	5.746	PK
4			5855.663	68.488	62.739	-42.126	110.614	5.749	PK
5			5875.000	61.451	55.631	-43.749	105.200	5.820	PK
6			5876.250	62.921	57.097	-41.496	104.417	5.824	PK
7			5925.000	54.606	48.640	-13.594	68.200	5.967	PK
8			5948.138	57.565	51.543	-10.635	68.200	6.023	PK

Note: Measure Level (dB μ V/m) = Reading Level (dB μ V) + Factor (dB)

Factor (dB) = Cable Loss (dB) + Antenna Factor (dB) (dB/m) - Pre_Amplifier Gain (dB)

Site: AC1	Time: 2017/08/12 - 11:53
Limit: FCC_Part15.209_RE(3m)	Engineer: Kevin Ker
Probe: BBHA9120D_1GHz_18GHz	Polarity: Horizontal
EUT: AC220 Wi-Fi AP OD directional antenna US	Power: DC 54V
Test Mode: Transmit by 802.11ac-VHT80 at Channel 5210MHz Ant 2	

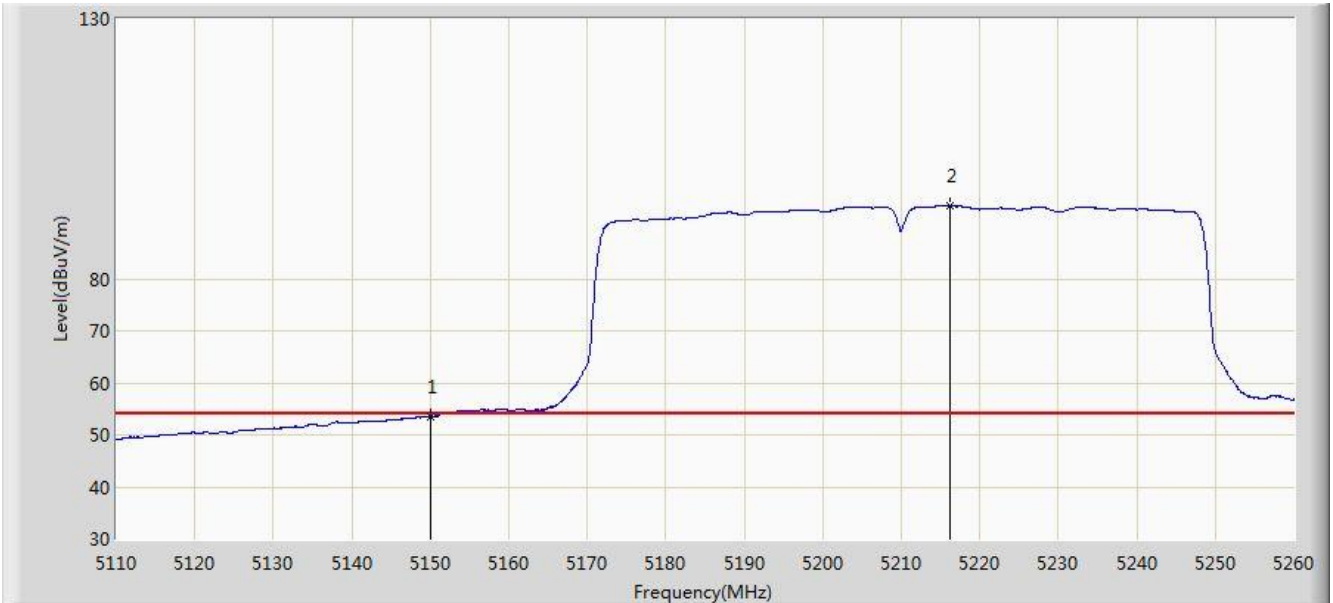


No	Flag	Mark	Frequency (MHz)	Measure Level (dBuV/m)	Reading Level (dBuV)	Margin (dB)	Limit (dBuV/m)	Factor (dB)	Type
1			5146.150	70.717	66.541	-3.283	74.000	4.175	PK
2			5150.000	69.392	65.223	-4.608	74.000	4.170	PK
3		*	5218.075	108.602	104.657	N/A	N/A	3.945	PK

Note: Measure Level (dB μ V/m) = Reading Level (dB μ V) + Factor (dB)

Factor (dB) = Cable Loss (dB) + Antenna Factor (dB) (dB/m) - Pre_Amplifier Gain (dB)

Site: AC1	Time: 2017/08/12 - 11:53
Limit: FCC_Part15.209_RE(3m)	Engineer: Kevin Ker
Probe: BBHA9120D_1GHz_18GHz	Polarity: Horizontal
EUT: AC220 Wi-Fi AP OD directional antenna US	Power: DC 54V
Test Mode: Transmit by 802.11ac-VHT80 at Channel 5210MHz Ant 2	

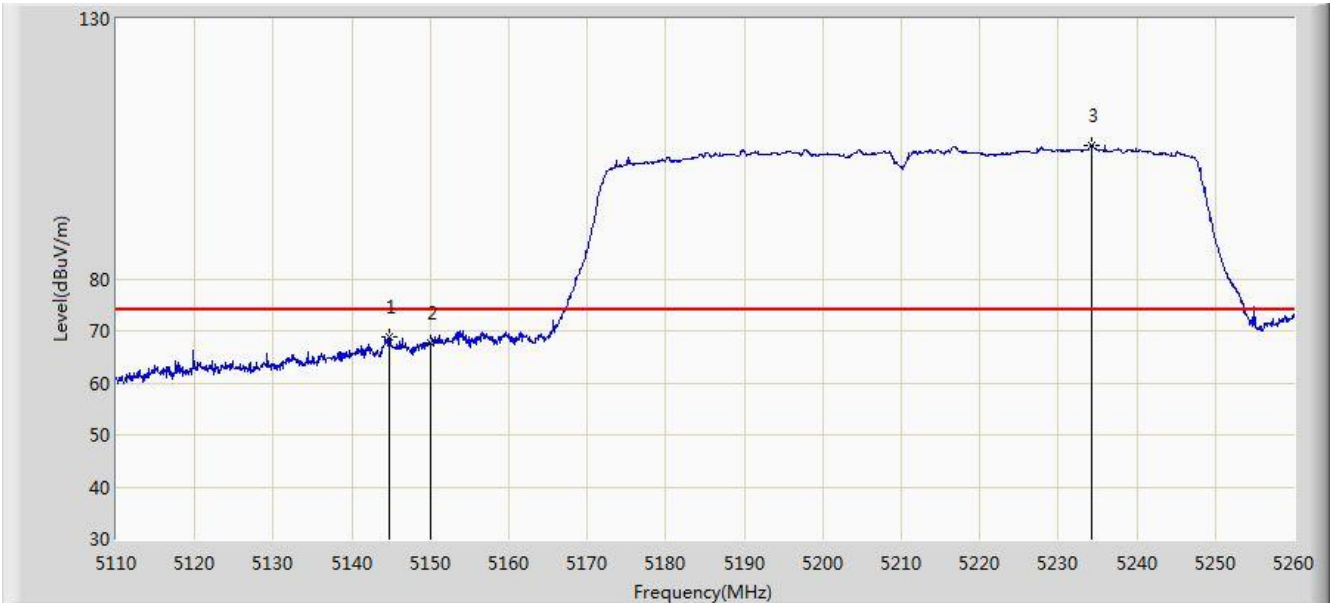


No	Flag	Mark	Frequency (MHz)	Measure Level (dBuV/m)	Reading Level (dBuV)	Margin (dB)	Limit (dBuV/m)	Factor (dB)	Type
1			5150.000	53.585	49.416	-0.415	54.000	4.170	AV
2		*	5216.275	94.156	90.206	N/A	N/A	3.950	AV

Note: Measure Level (dB μ V/m) = Reading Level (dB μ V) + Factor (dB)

Factor (dB) = Cable Loss (dB) + Antenna Factor (dB) (dB/m) - Pre_Amplifier Gain (dB)

Site: AC1	Time: 2017/08/12 - 11:54
Limit: FCC_Part15.209_RE(3m)	Engineer: Kevin Ker
Probe: BBHA9120D_1GHz_18GHz	Polarity: Vertical
EUT: AC220 Wi-Fi AP OD directional antenna US	Power: DC 54V
Test Mode: Transmit by 802.11ac-VHT80 at Channel 5210MHz Ant 2	

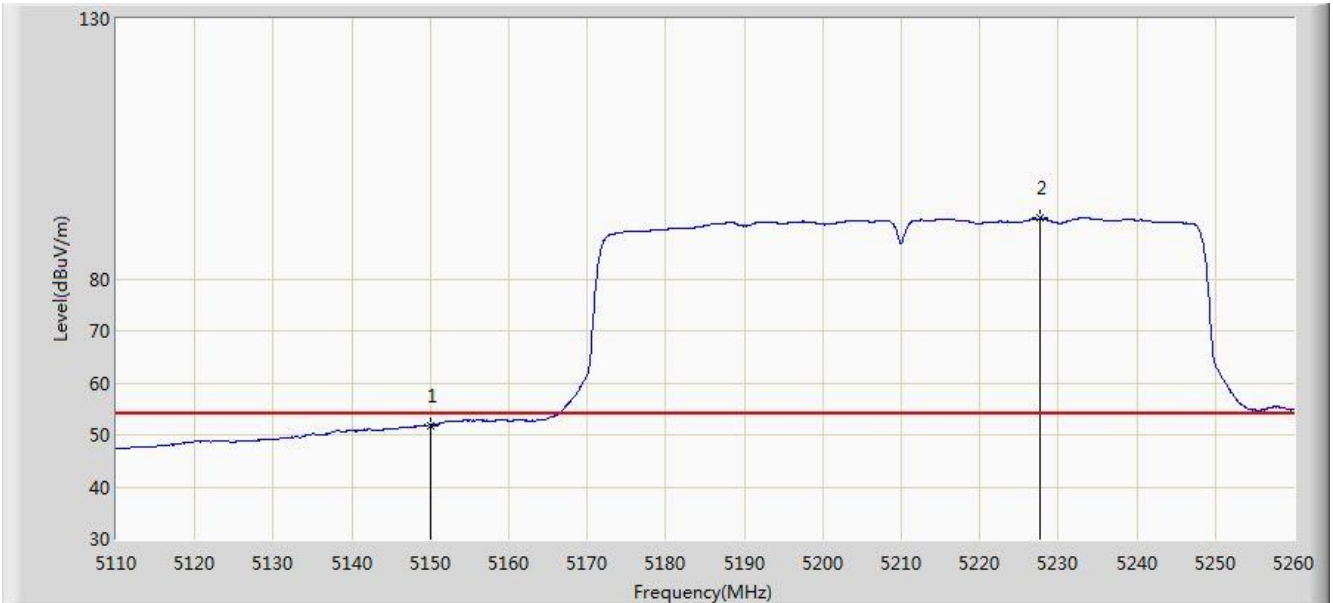


No	Flag	Mark	Frequency (MHz)	Measure Level (dBuV/m)	Reading Level (dBuV)	Margin (dB)	Limit (dBuV/m)	Factor (dB)	Type
1			5144.800	68.727	64.551	-5.273	74.000	4.175	PK
2			5150.000	67.698	63.529	-6.302	74.000	4.170	PK
3		*	5234.275	105.745	101.848	N/A	N/A	3.897	PK

Note: Measure Level (dB μ V/m) = Reading Level (dB μ V) + Factor (dB)

Factor (dB) = Cable Loss (dB) + Antenna Factor (dB) (dB/m) - Pre_Amplifier Gain (dB)

Site: AC1	Time: 2017/08/12 - 11:55
Limit: FCC_Part15.209_RE(3m)	Engineer: Kevin Ker
Probe: BBHA9120D_1GHz_18GHz	Polarity: Vertical
EUT: AC220 Wi-Fi AP OD directional antenna US	Power: DC 54V
Test Mode: Transmit by 802.11ac-VHT80 at Channel 5210MHz Ant 2	

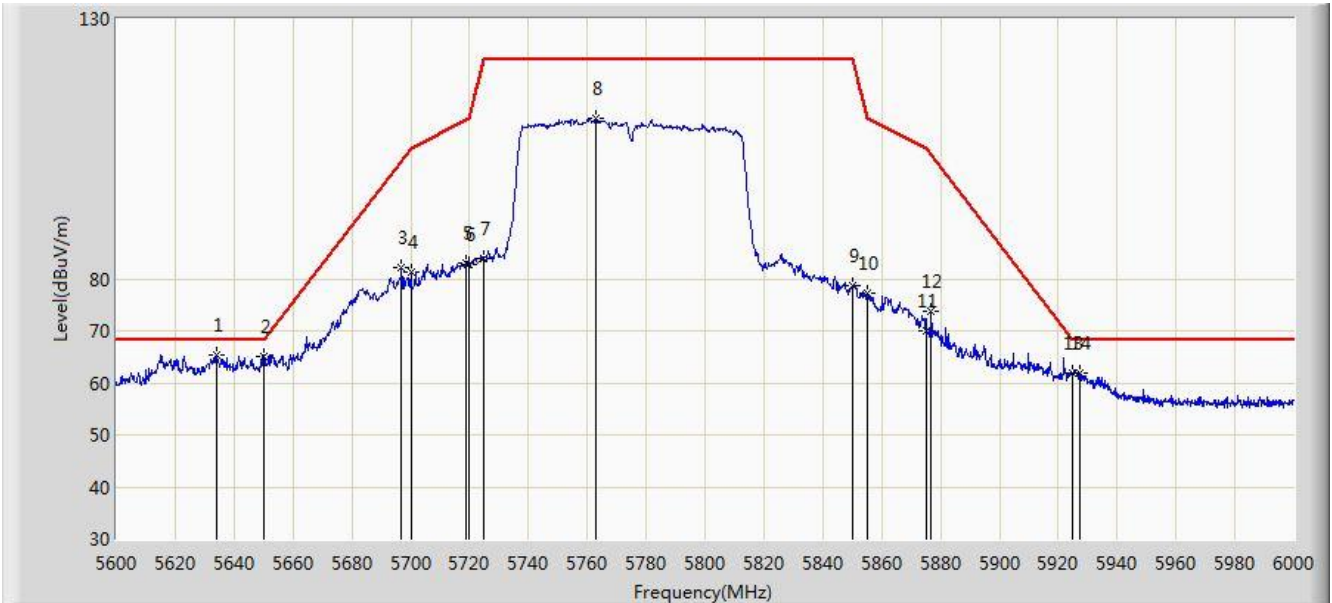


No	Flag	Mark	Frequency (MHz)	Measure Level (dBuV/m)	Reading Level (dBuV)	Margin (dB)	Limit (dBuV/m)	Factor (dB)	Type
1			5150.000	51.876	47.707	-2.124	54.000	4.170	AV
2		*	5227.750	91.598	87.682	N/A	N/A	3.916	AV

Note: Measure Level (dB μ V/m) = Reading Level (dB μ V) + Factor (dB)

Factor (dB) = Cable Loss (dB) + Antenna Factor (dB) (dB/m) - Pre_Amplifier Gain (dB)

Site: AC1	Time: 2017/08/12 - 12:04
Limit: FCC_Part15.407_RE(3m)	Engineer: Kevin Ker
Probe: BBHA9120D_1GHz_18GHz	Polarity: Horizontal
EUT: AC220 Wi-Fi AP OD directional antenna US	Power: DC 54V
Test Mode: Transmit by 802.11ac-VHT80 at Channel 5775MHz Ant 2	

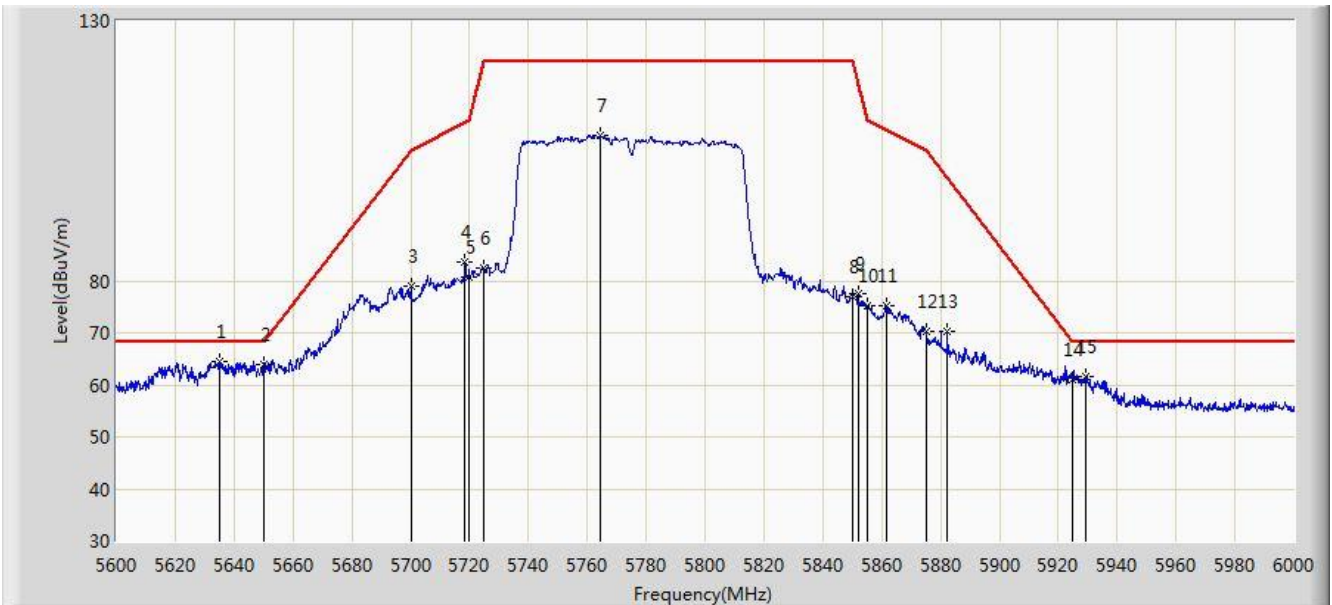


No	Flag	Mark	Frequency (MHz)	Measure Level (dBuV/m)	Reading Level (dBuV)	Margin (dB)	Limit (dBuV/m)	Factor (dB)	Type
1		*	5634.200	65.218	60.597	-2.982	68.200	4.621	PK
2			5650.000	64.978	60.307	-3.222	68.200	4.671	PK
3			5696.800	82.306	77.445	-20.905	103.211	4.861	PK
4			5700.000	81.360	76.482	-23.840	105.200	4.878	PK
5			5718.800	83.141	78.152	-27.323	110.465	4.989	PK
6			5720.000	82.675	77.678	-28.125	110.800	4.997	PK
7			5725.000	84.057	79.028	-38.143	122.200	5.029	PK
8			5762.800	110.857	105.603	N/A	N/A	5.254	PK
9			5850.000	78.634	72.908	-43.566	122.200	5.726	PK
10			5855.000	77.204	71.458	-33.596	110.800	5.746	PK
11			5875.000	70.136	64.316	-35.064	105.200	5.820	PK
12			5876.800	73.671	67.845	-30.401	104.072	5.826	PK
13			5925.000	61.913	55.947	-6.287	68.200	5.967	PK
14			5927.200	61.987	56.015	-6.213	68.200	5.973	PK

Note: Measure Level (dBuV/m) = Reading Level (dBuV) + Factor (dB)

Factor (dB) = Cable Loss (dB) + Antenna Factor (dB) (dB/m) - Pre_Amplifier Gain (dB)

Site: AC1	Time: 2017/08/12 - 12:09
Limit: FCC_Part15.407_RE(3m)	Engineer: Kevin Ker
Probe: BBHA9120D_1GHz_18GHz	Polarity: Vertical
EUT: AC220 Wi-Fi AP OD directional antenna US	Power: DC 54V
Test Mode: Transmit by 802.11ac-VHT80 at Channel 5775MHz Ant 2	



No	Flag	Mark	Frequency (MHz)	Measure Level (dBuV/m)	Reading Level (dBuV)	Margin (dB)	Limit (dBuV/m)	Factor (dB)	Type
1		*	5635.200	64.388	59.764	-3.812	68.200	4.624	PK
2			5650.000	63.856	59.185	-4.344	68.200	4.671	PK
3			5700.000	78.926	74.048	-26.274	105.200	4.878	PK
4			5718.400	83.721	78.734	-26.632	110.353	4.986	PK
5			5720.000	80.781	75.784	-30.019	110.800	4.997	PK
6			5725.000	82.365	77.336	-39.835	122.200	5.029	PK
7			5764.400	108.031	102.769	N/A	N/A	5.262	PK
8			5850.000	77.079	71.353	-45.121	122.200	5.726	PK
9			5852.000	77.546	71.812	-40.093	117.639	5.734	PK
10			5855.000	75.262	69.516	-35.538	110.800	5.746	PK
11			5861.800	75.326	69.552	-33.567	108.894	5.775	PK
12			5875.000	70.175	64.355	-35.025	105.200	5.820	PK
13			5882.200	70.327	64.482	-30.364	100.691	5.845	PK
14			5925.000	60.947	54.981	-7.253	68.200	5.967	PK
15			5929.400	61.737	55.760	-6.463	68.200	5.978	PK

Note: Measure Level (dBuV/m) = Reading Level (dBuV) + Factor (dB)

Factor (dB) = Cable Loss (dB) + Antenna Factor (dB) (dB/m) - Pre_Amplifier Gain (dB)

Site: AC1	Time: 2017/08/12 - 13:03
Limit: FCC_Part15.209_RE(3m)	Engineer: Kevin Ker
Probe: BBHA9120D_1GHz_18GHz	Polarity: Horizontal
EUT: AC220 Wi-Fi AP OD directional antenna US	Power: DC 54V
Test Mode: Transmit by 802.11a at Channel 5180MHz Ant 1 + 2 (CDD Mode)	

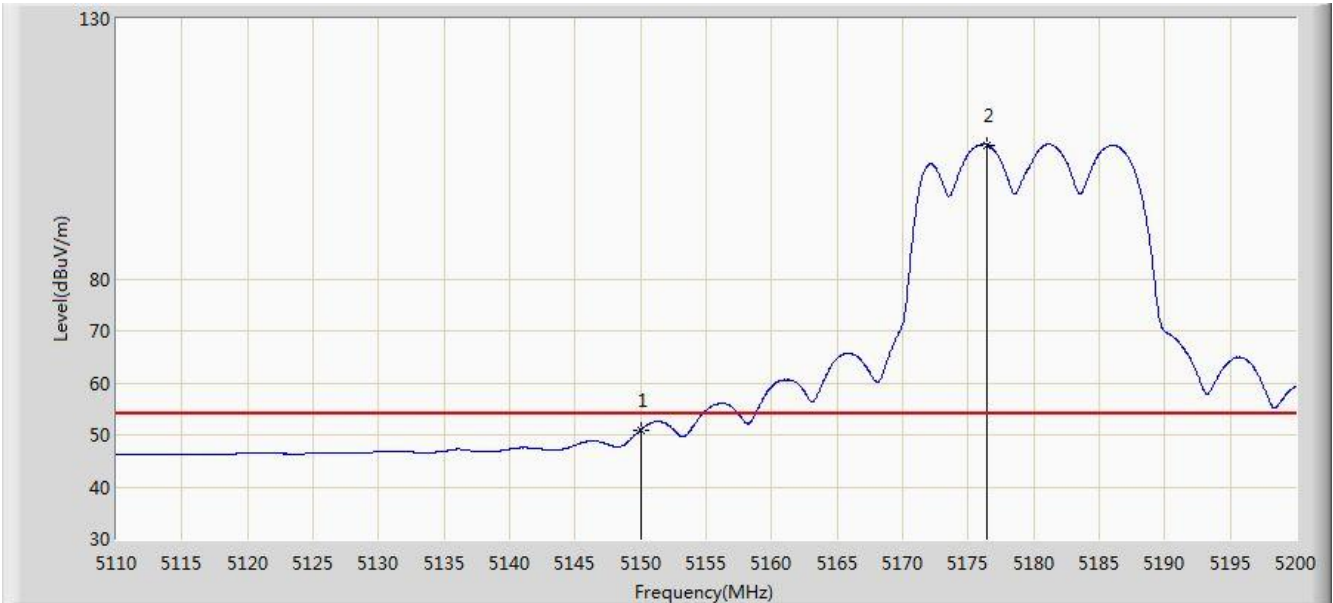


No	Flag	Mark	Frequency (MHz)	Measure Level (dBuV/m)	Reading Level (dBuV)	Margin (dB)	Limit (dBuV/m)	Factor (dB)	Type
1			5150.000	71.871	67.702	-2.129	74.000	4.170	PK
2		*	5185.555	119.404	115.355	N/A	N/A	4.049	PK

Note: Measure Level (dB μ V/m) = Reading Level (dB μ V) + Factor (dB)

Factor (dB) = Cable Loss (dB) + Antenna Factor (dB) (dB/m) - Pre_Amplifier Gain (dB)

Site: AC1	Time: 2017/08/12 - 13:04
Limit: FCC_Part15.209_RE(3m)	Engineer: Kevin Ker
Probe: BBHA9120D_1GHz_18GHz	Polarity: Horizontal
EUT: AC220 Wi-Fi AP OD directional antenna US	Power: DC 54V
Test Mode: Transmit by 802.11a at Channel 5180MHz Ant 1 + 2 (CDD Mode)	

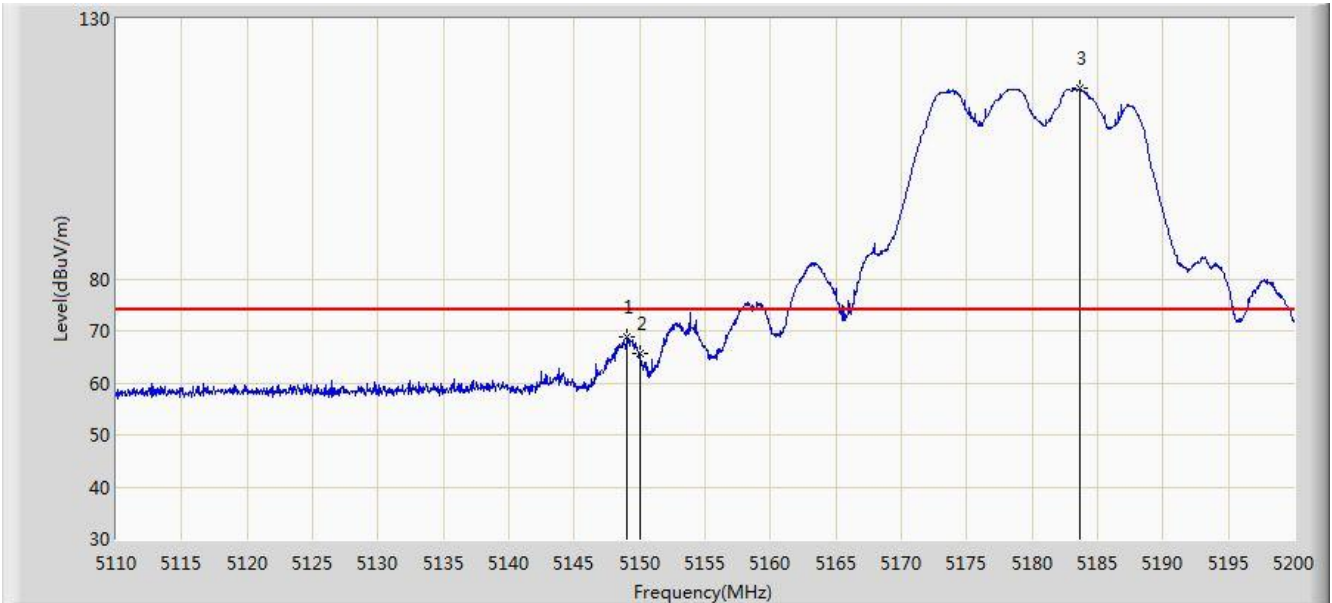


No	Flag	Mark	Frequency (MHz)	Measure Level (dBuV/m)	Reading Level (dBuV)	Margin (dB)	Limit (dBuV/m)	Factor (dB)	Type
1			5150.000	50.985	46.816	-3.015	54.000	4.170	AV
2		*	5176.420	105.764	101.682	N/A	N/A	4.081	AV

Note: Measure Level (dB μ V/m) = Reading Level (dB μ V) + Factor (dB)

Factor (dB) = Cable Loss (dB) + Antenna Factor (dB) (dB/m) - Pre_Amplifier Gain (dB)

Site: AC1	Time: 2017/08/12 - 13:05
Limit: FCC_Part15.209_RE(3m)	Engineer: Kevin Ker
Probe: BBHA9120D_1GHz_18GHz	Polarity: Vertical
EUT: AC220 Wi-Fi AP OD directional antenna US	Power: DC 54V
Test Mode: Transmit by 802.11a at Channel 5180MHz Ant 1 + 2 (CDD Mode)	

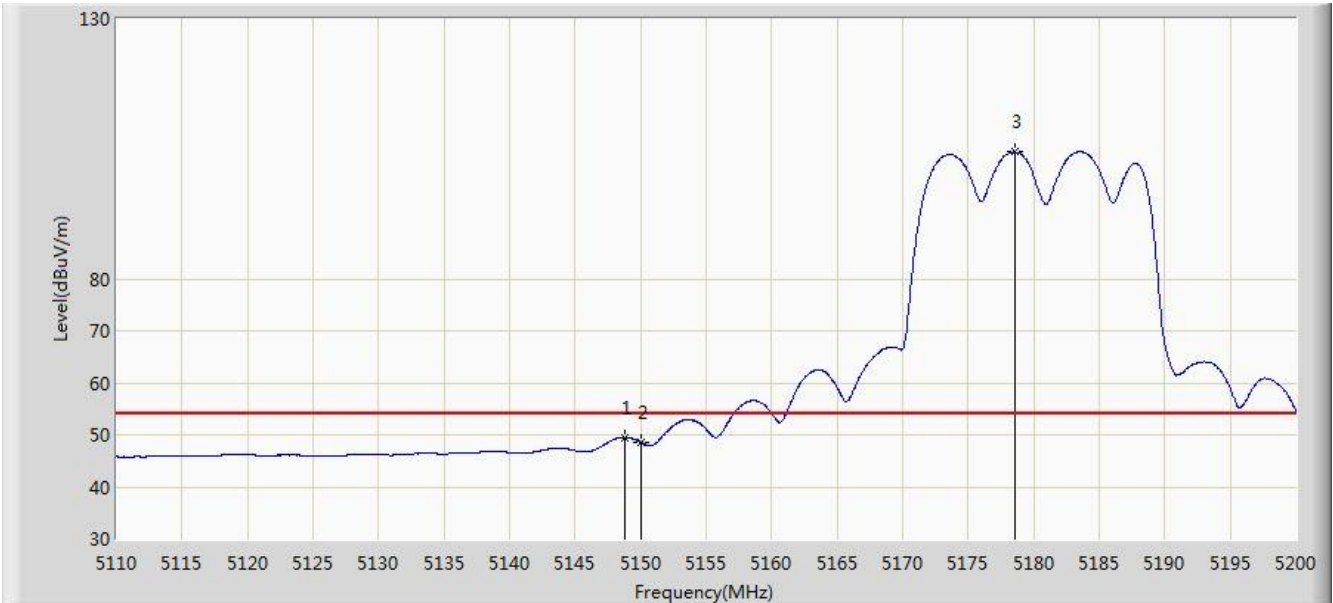


No	Flag	Mark	Frequency (MHz)	Measure Level (dBuV/m)	Reading Level (dBuV)	Margin (dB)	Limit (dBuV/m)	Factor (dB)	Type
1			5149.060	68.730	64.558	-5.270	74.000	4.173	PK
2			5150.000	65.567	61.398	-8.433	74.000	4.170	PK
3		*	5183.620	116.737	112.681	N/A	N/A	4.056	PK

Note: Measure Level (dB μ V/m) = Reading Level (dB μ V) + Factor (dB)

Factor (dB) = Cable Loss (dB) + Antenna Factor (dB) (dB/m) - Pre_Amplifier Gain (dB)

Site: AC1	Time: 2017/08/12 - 13:05
Limit: FCC_Part15.209_RE(3m)	Engineer: Kevin Ker
Probe: BBHA9120D_1GHz_18GHz	Polarity: Vertical
EUT: AC220 Wi-Fi AP OD directional antenna US	Power: DC 54V
Test Mode: Transmit by 802.11a at Channel 5180MHz Ant 1 + 2 (CDD Mode)	

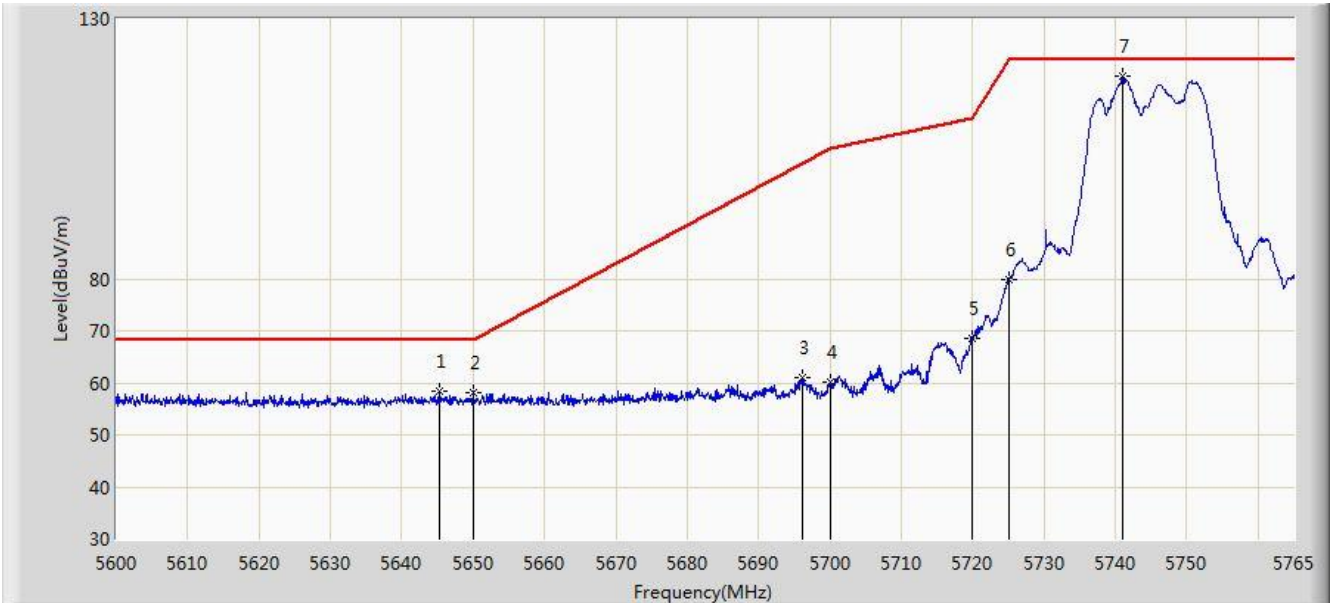


No	Flag	Mark	Frequency (MHz)	Measure Level (dBuV/m)	Reading Level (dBuV)	Margin (dB)	Limit (dBuV/m)	Factor (dB)	Type
1			5148.745	49.507	45.334	-4.493	54.000	4.174	AV
2			5150.000	48.600	44.431	-5.400	54.000	4.170	AV
3		*	5178.535	104.384	100.310	N/A	N/A	4.074	AV

Note: Measure Level (dB μ V/m) = Reading Level (dB μ V) + Factor (dB)

Factor (dB) = Cable Loss (dB) + Antenna Factor (dB) (dB/m) - Pre_Amplifier Gain (dB)

Site: AC1	Time: 2017/08/12 - 13:26
Limit: FCC_Part15.407_RE(3m)	Engineer: Kevin Ker
Probe: BBHA9120D_1GHz_18GHz	Polarity: Horizontal
EUT: AC220 Wi-Fi AP OD directional antenna US	Power: DC 54V
Test Mode: Transmit by 802.11a at Channel 5745MHz Ant 1 + 2 (CDD Mode)	

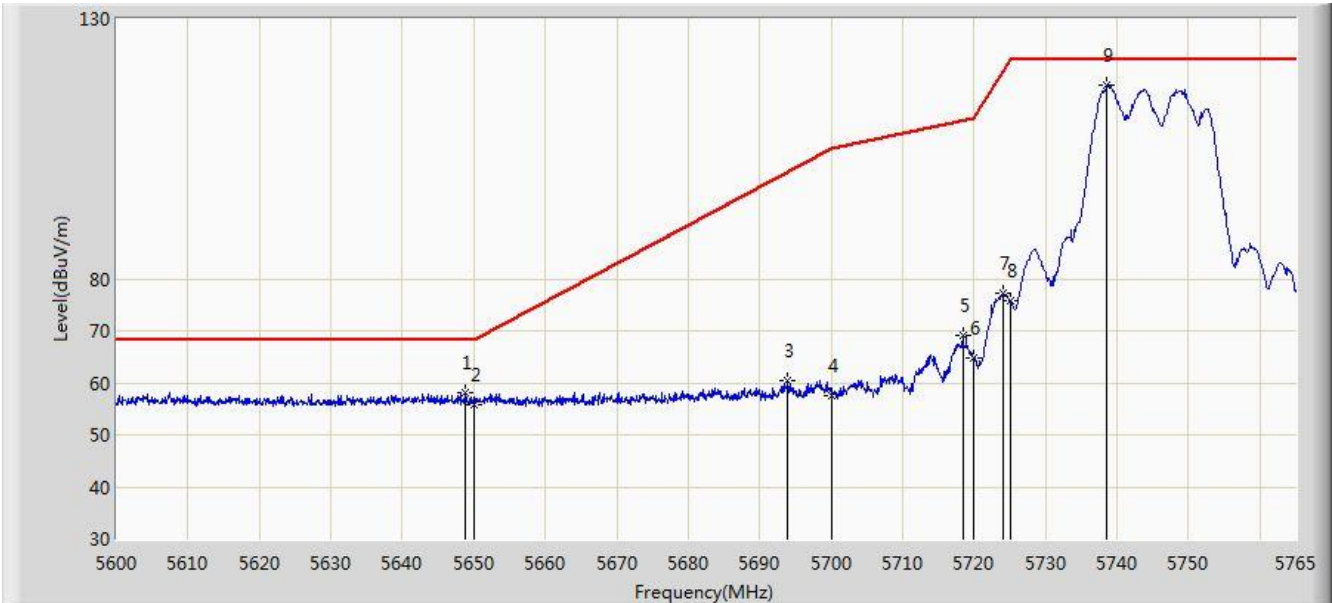


No	Flag	Mark	Frequency (MHz)	Measure Level (dBuV/m)	Reading Level (dBuV)	Margin (dB)	Limit (dBuV/m)	Factor (dB)	Type
1			5645.210	58.503	53.848	-9.697	68.200	4.654	PK
2			5650.000	58.235	53.564	-9.965	68.200	4.671	PK
3			5696.195	61.032	56.174	-41.803	102.835	4.859	PK
4			5700.000	60.062	55.184	-45.138	105.200	4.878	PK
5			5720.000	68.615	63.618	-42.185	110.800	4.997	PK
6			5725.000	79.873	74.844	-42.327	122.200	5.029	PK
7		*	5740.993	118.866	113.735	N/A	N/A	5.130	PK

Note: Measure Level (dBμV/m) = Reading Level (dBμV) + Factor (dB)

Factor (dB) = Cable Loss (dB) + Antenna Factor (dB) (dB/m) - Pre_Amplifier Gain (dB)

Site: AC1	Time: 2017/08/12 - 13:28
Limit: FCC_Part15.407_RE(3m)	Engineer: Kevin Ker
Probe: BBHA9120D_1GHz_18GHz	Polarity: Vertical
EUT: AC220 Wi-Fi AP OD directional antenna US	Power: DC 54V
Test Mode: Transmit by 802.11a at Channel 5745MHz Ant 1 + 2 (CDD Mode)	

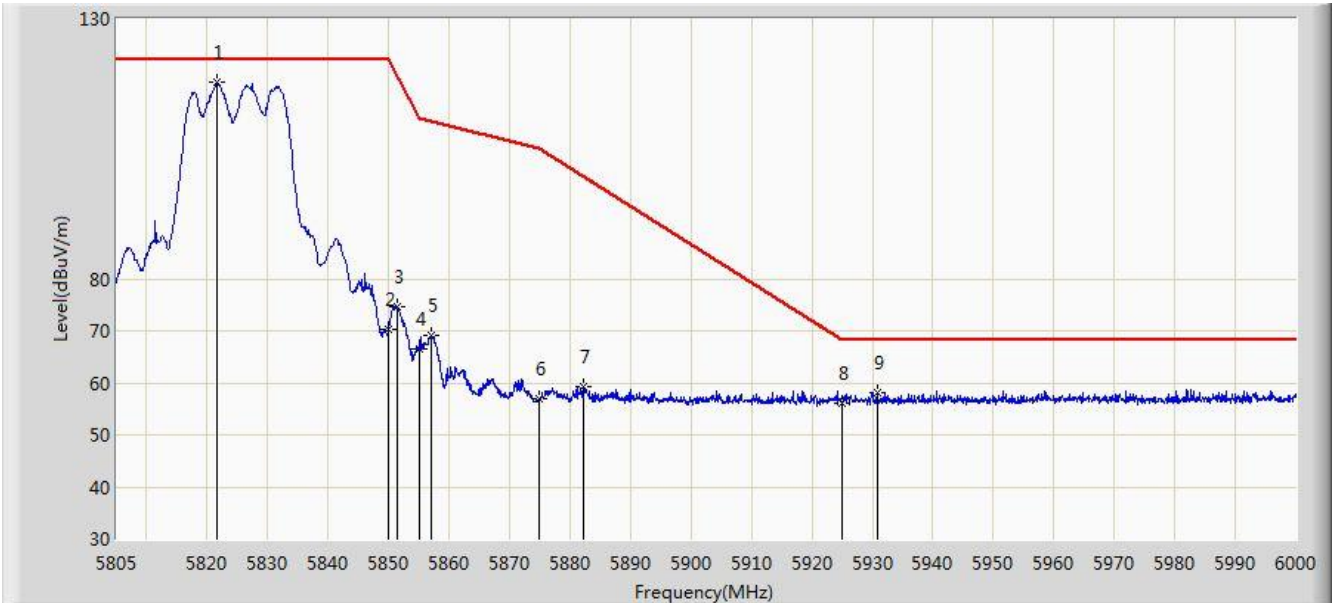


No	Flag	Mark	Frequency (MHz)	Measure Level (dBuV/m)	Reading Level (dBuV)	Margin (dB)	Limit (dBuV/m)	Factor (dB)	Type
1			5648.840	58.260	53.593	-9.940	68.200	4.667	PK
2			5650.000	55.859	51.188	-12.341	68.200	4.671	PK
3			5693.967	60.297	55.451	-41.153	101.450	4.846	PK
4			5700.000	57.595	52.717	-47.605	105.200	4.878	PK
5			5718.388	69.242	64.255	-41.108	110.349	4.986	PK
6			5720.000	64.707	59.710	-46.093	110.800	4.997	PK
7			5724.163	77.228	72.204	-43.065	120.292	5.024	PK
8			5725.000	75.700	70.671	-46.500	122.200	5.029	PK
9		*	5738.518	117.361	112.246	N/A	N/A	5.115	PK

Note: Measure Level (dBuV/m) = Reading Level (dBuV) + Factor (dB)

Factor (dB) = Cable Loss (dB) + Antenna Factor (dB) (dB/m) - Pre_Amplifier Gain (dB)

Site: AC1	Time: 2017/08/12 - 13:30
Limit: FCC_Part15.407_RE(3m)	Engineer: Kevin Ker
Probe: BBHA9120D_1GHz_18GHz	Polarity: Horizontal
EUT: AC220 Wi-Fi AP OD directional antenna US	Power: DC 54V
Test Mode: Transmit by 802.11a at Channel 5825MHz Ant 1 + 2 (CDD Mode)	

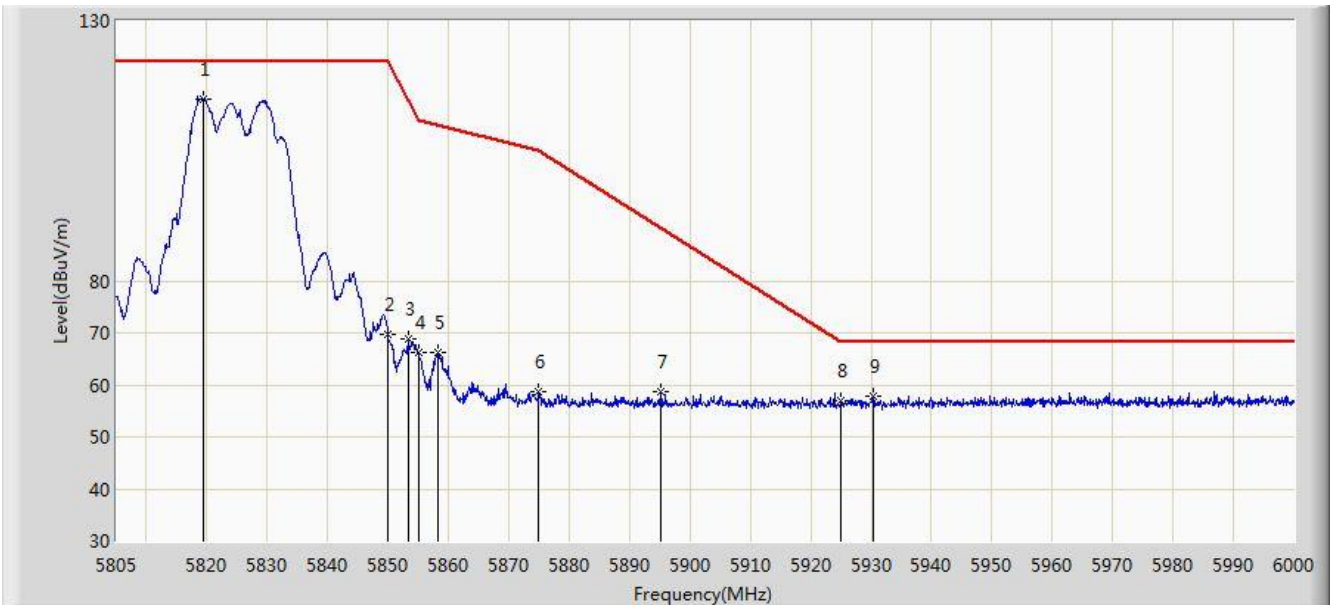


No	Flag	Mark	Frequency (MHz)	Measure Level (dBuV/m)	Reading Level (dBuV)	Margin (dB)	Limit (dBuV/m)	Factor (dB)	Type
1		*	5821.672	117.872	112.304	N/A	N/A	5.568	PK
2			5850.000	70.209	64.483	-51.991	122.200	5.726	PK
3			5851.410	74.644	68.913	-44.340	118.984	5.731	PK
4			5855.000	66.453	60.707	-44.347	110.800	5.746	PK
5			5857.065	69.151	63.396	-41.070	110.221	5.755	PK
6			5875.000	56.922	51.102	-48.278	105.200	5.820	PK
7			5882.123	59.183	53.339	-41.556	100.739	5.844	PK
8			5925.000	56.102	50.136	-12.098	68.200	5.967	PK
9			5930.775	58.023	52.042	-10.177	68.200	5.981	PK

Note: Measure Level (dBuV/m) = Reading Level (dBuV) + Factor (dB)

Factor (dB) = Cable Loss (dB) + Antenna Factor (dB) (dB/m) - Pre_Amplifier Gain (dB)

Site: AC1	Time: 2017/08/12 - 13:32
Limit: FCC_Part15.407_RE(3m)	Engineer: Kevin Ker
Probe: BBHA9120D_1GHz_18GHz	Polarity: Vertical
EUT: AC220 Wi-Fi AP OD directional antenna US	Power: DC 54V
Test Mode: Transmit by 802.11a at Channel 5825MHz Ant 1 + 2 (CDD Mode)	

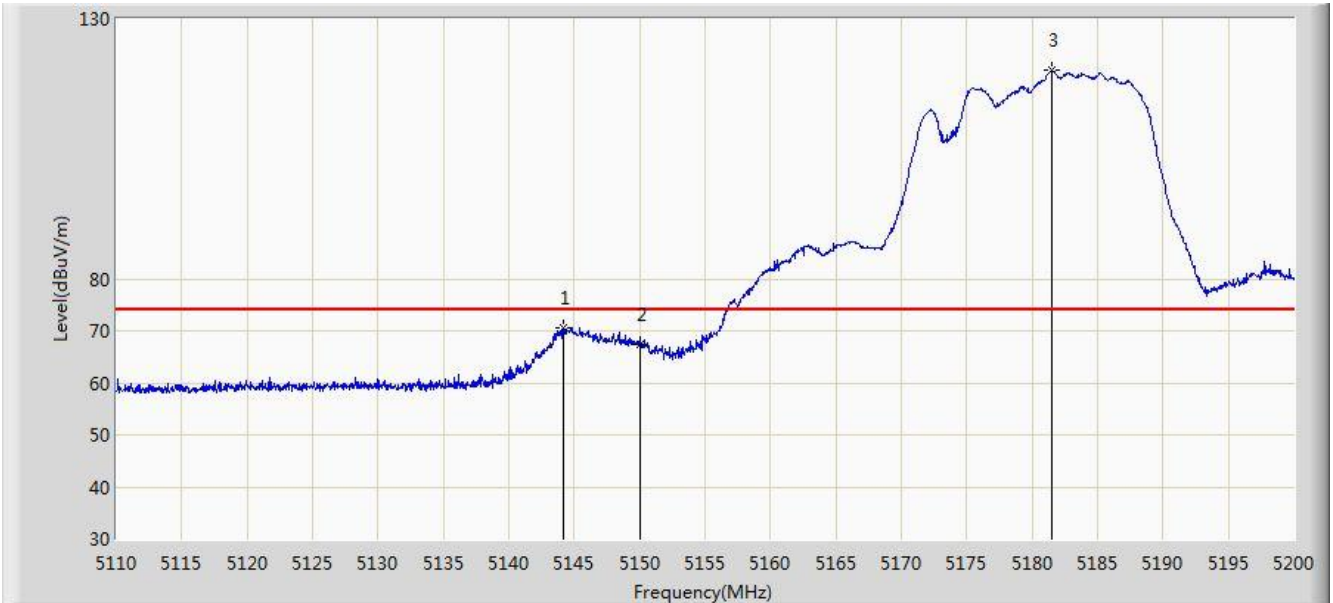


No	Flag	Mark	Frequency (MHz)	Measure Level (dBuV/m)	Reading Level (dBuV)	Margin (dB)	Limit (dBuV/m)	Factor (dB)	Type
1		*	5819.430	115.023	109.468	N/A	N/A	5.556	PK
2			5850.000	69.634	63.908	-52.566	122.200	5.726	PK
3			5853.263	68.735	62.996	-46.024	114.759	5.739	PK
4			5855.000	66.130	60.384	-44.670	110.800	5.746	PK
5			5858.333	66.326	60.566	-43.539	109.865	5.760	PK
6			5875.000	58.612	52.792	-46.588	105.200	5.820	PK
7			5895.285	58.679	52.790	-33.831	92.510	5.889	PK
8			5925.000	56.873	50.907	-11.327	68.200	5.967	PK
9			5930.385	57.882	51.902	-10.318	68.200	5.979	PK

Note: Measure Level (dBuV/m) = Reading Level (dBuV) + Factor (dB)

Factor (dB) = Cable Loss (dB) + Antenna Factor (dB) (dB/m) - Pre_Amplifier Gain (dB)

Site: AC1	Time: 2017/08/12 - 13:47
Limit: FCC_Part15.209_RE(3m)	Engineer: Kevin Ker
Probe: BBHA9120D_1GHz_18GHz	Polarity: Horizontal
EUT: AC220 Wi-Fi AP OD directional antenna US	Power: DC 54V
Test Mode: Transmit by 802.11n-HT20 at Channel 5180MHz Ant 1 + 2 (CDD Mode)	

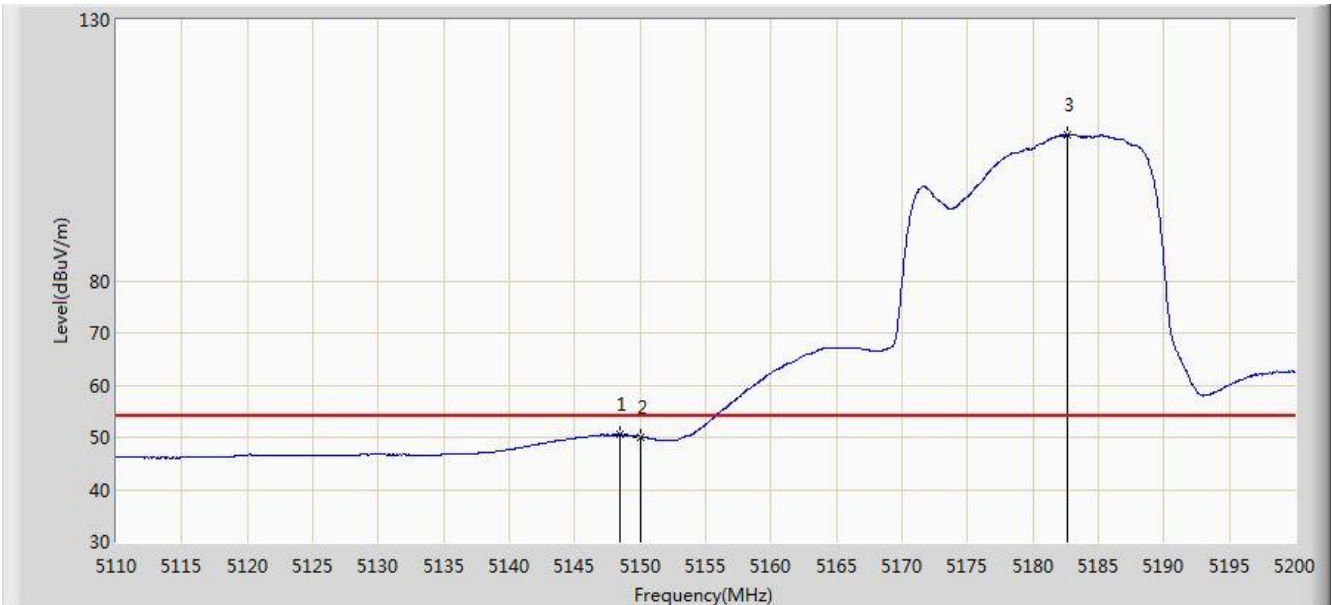


No	Flag	Mark	Frequency (MHz)	Measure Level (dBuV/m)	Reading Level (dBuV)	Margin (dB)	Limit (dBuV/m)	Factor (dB)	Type
1			5144.155	70.711	66.535	-3.289	74.000	4.176	PK
2			5150.000	67.425	63.256	-6.575	74.000	4.170	PK
3		*	5181.505	120.089	116.026	N/A	N/A	4.064	PK

Note: Measure Level (dBuV/m) = Reading Level (dBuV) + Factor (dB)

Factor (dB) = Cable Loss (dB) + Antenna Factor (dB) (dB/m) - Pre_Amplifier Gain (dB)

Site: AC1	Time: 2017/08/12 - 13:49
Limit: FCC_Part15.209_RE(3m)	Engineer: Kevin Ker
Probe: BBHA9120D_1GHz_18GHz	Polarity: Horizontal
EUT: AC220 Wi-Fi AP OD directional antenna US	Power: DC 54V
Test Mode: Transmit by 802.11n-HT20 at Channel 5180MHz Ant 1 + 2 (CDD Mode)	

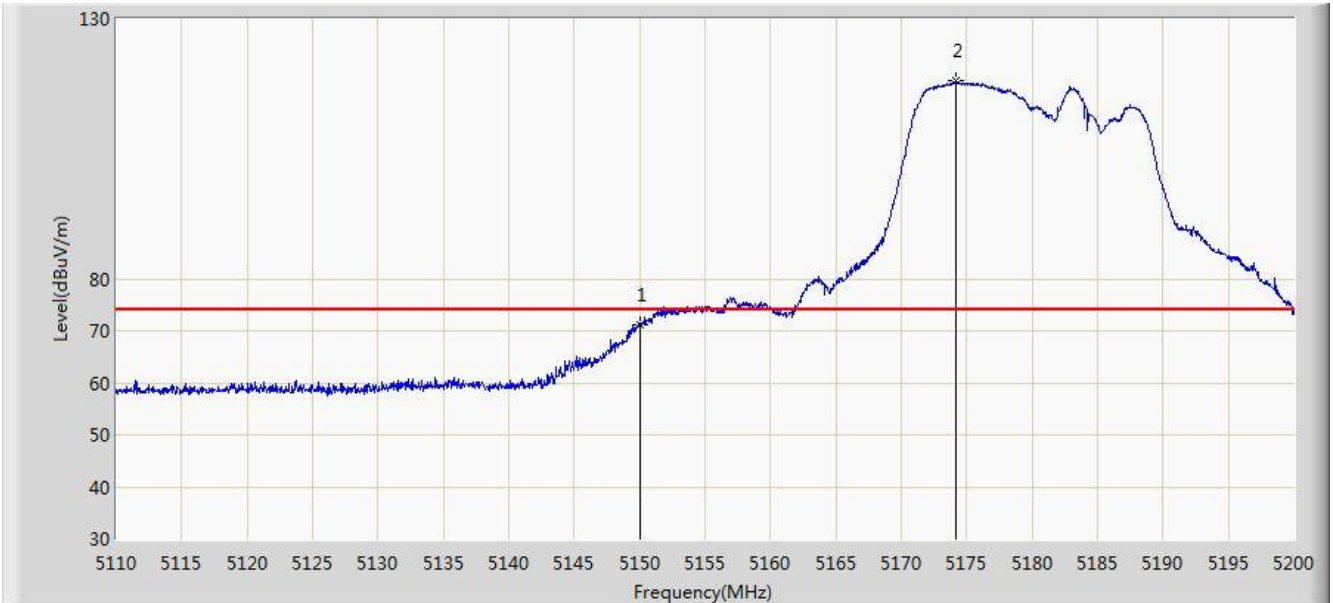


No	Flag	Mark	Frequency (MHz)	Measure Level (dBuV/m)	Reading Level (dBuV)	Margin (dB)	Limit (dBuV/m)	Factor (dB)	Type
1			5148.430	50.446	46.272	-3.554	54.000	4.174	AV
2			5150.000	50.140	45.971	-3.860	54.000	4.170	AV
3		*	5182.585	107.909	103.849	N/A	N/A	4.060	AV

Note: Measure Level (dB μ V/m) = Reading Level (dB μ V) + Factor (dB)

Factor (dB) = Cable Loss (dB) + Antenna Factor (dB) (dB/m) - Pre_Amplifier Gain (dB)

Site: AC1	Time: 2017/08/12 - 13:46
Limit: FCC_Part15.209_RE(3m)	Engineer: Kevin Ker
Probe: BBHA9120D_1GHz_18GHz	Polarity: Vertical
EUT: AC220 Wi-Fi AP OD directional antenna US	Power: DC 54V
Test Mode: Transmit by 802.11n-HT20 at Channel 5180MHz Ant 1 + 2 (CDD Mode)	

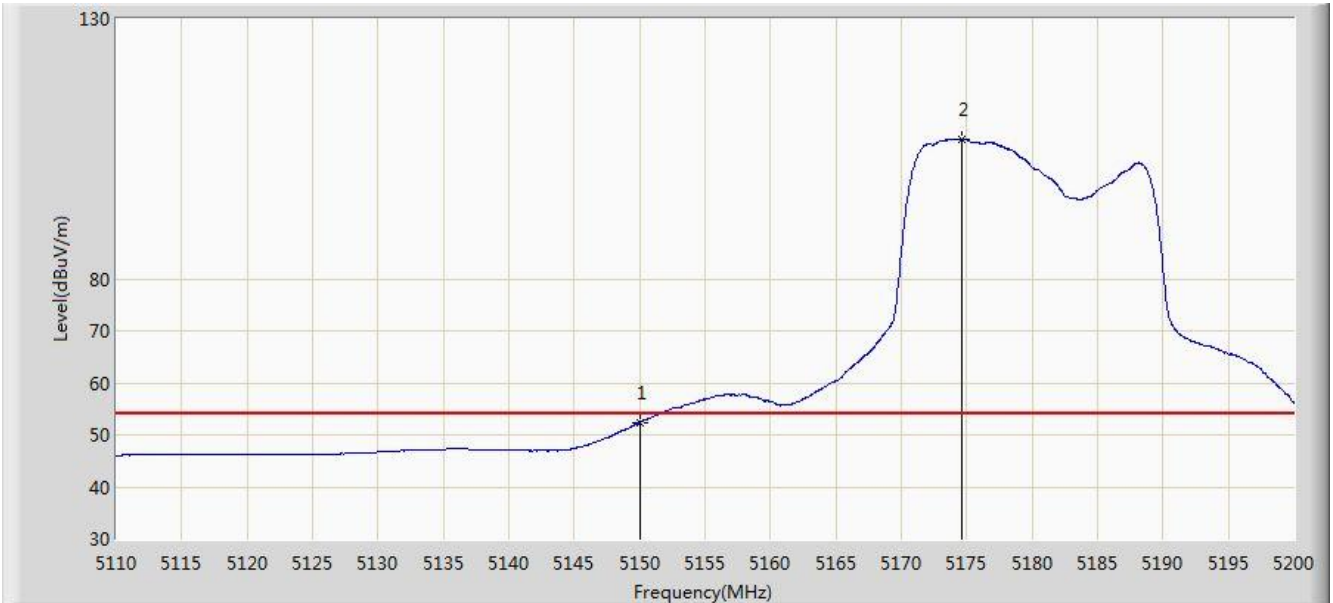


No	Flag	Mark	Frequency (MHz)	Measure Level (dBuV/m)	Reading Level (dBuV)	Margin (dB)	Limit (dBuV/m)	Factor (dB)	Type
1			5150.000	71.184	67.015	-2.816	74.000	4.170	PK
2		*	5174.125	118.179	114.089	N/A	N/A	4.090	PK

Note: Measure Level (dB μ V/m) = Reading Level (dB μ V) + Factor (dB)

Factor (dB) = Cable Loss (dB) + Antenna Factor (dB) (dB/m) - Pre_Amplifier Gain (dB)

Site: AC1	Time: 2017/08/12 - 13:45
Limit: FCC_Part15.209_RE(3m)	Engineer: Kevin Ker
Probe: BBHA9120D_1GHz_18GHz	Polarity: Vertical
EUT: AC220 Wi-Fi AP OD directional antenna US	Power: DC 54V
Test Mode: Transmit by 802.11n-HT20 at Channel 5180MHz Ant 1 + 2 (CDD Mode)	

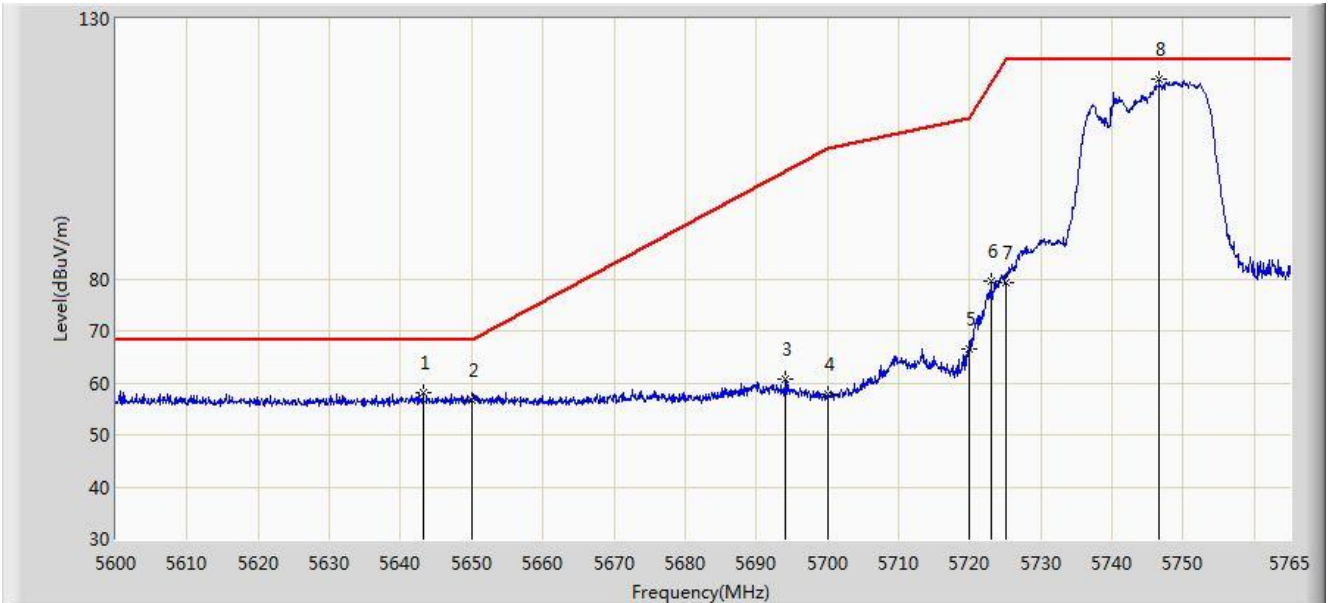


No	Flag	Mark	Frequency (MHz)	Measure Level (dBuV/m)	Reading Level (dBuV)	Margin (dB)	Limit (dBuV/m)	Factor (dB)	Type
1			5150.000	52.370	48.201	-1.630	54.000	4.170	AV
2		*	5174.620	106.904	102.816	N/A	N/A	4.088	AV

Note: Measure Level (dB μ V/m) = Reading Level (dB μ V) + Factor (dB)

Factor (dB) = Cable Loss (dB) + Antenna Factor (dB) (dB/m) - Pre_Amplifier Gain (dB)

Site: AC1	Time: 2017/08/12 - 14:10
Limit: FCC_Part15.407_RE(3m)	Engineer: Kevin Ker
Probe: BBHA9120D_1GHz_18GHz	Polarity: Horizontal
EUT: AC220 Wi-Fi AP OD directional antenna US	Power: DC 54V
Test Mode: Transmit by 802.11n-HT20 at Channel 5745MHz Ant 1 + 2 (CDD Mode)	

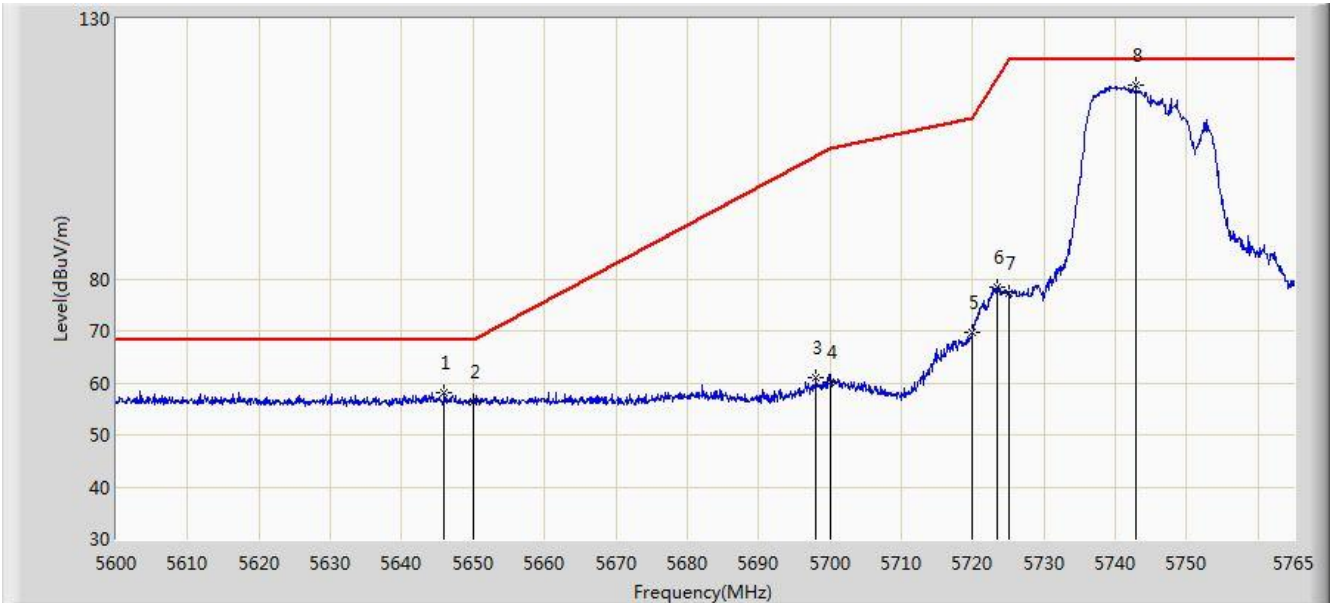


No	Flag	Mark	Frequency (MHz)	Measure Level (dBuV/m)	Reading Level (dBuV)	Margin (dB)	Limit (dBuV/m)	Factor (dB)	Type
1			5643.147	58.013	53.365	-10.187	68.200	4.649	PK
2			5650.000	56.589	51.918	-11.611	68.200	4.671	PK
3			5694.132	60.604	55.757	-40.948	101.553	4.847	PK
4			5700.000	57.875	52.997	-47.325	105.200	4.878	PK
5			5720.000	66.654	61.657	-44.146	110.800	4.997	PK
6			5723.090	79.566	74.549	-38.281	117.846	5.017	PK
7			5725.000	79.411	74.382	-42.789	122.200	5.029	PK
8		*	5746.603	118.521	113.357	N/A	N/A	5.165	PK

Note: Measure Level (dBμV/m) = Reading Level (dBμV) + Factor (dB)

Factor (dB) = Cable Loss (dB) + Antenna Factor (dB) (dB/m) - Pre_Amplifier Gain (dB)

Site: AC1	Time: 2017/08/12 - 14:13
Limit: FCC_Part15.407_RE(3m)	Engineer: Kevin Ker
Probe: BBHA9120D_1GHz_18GHz	Polarity: Vertical
EUT: AC220 Wi-Fi AP OD directional antenna US	Power: DC 54V
Test Mode: Transmit by 802.11n-HT20 at Channel 5745MHz Ant 1 + 2 (CDD Mode)	

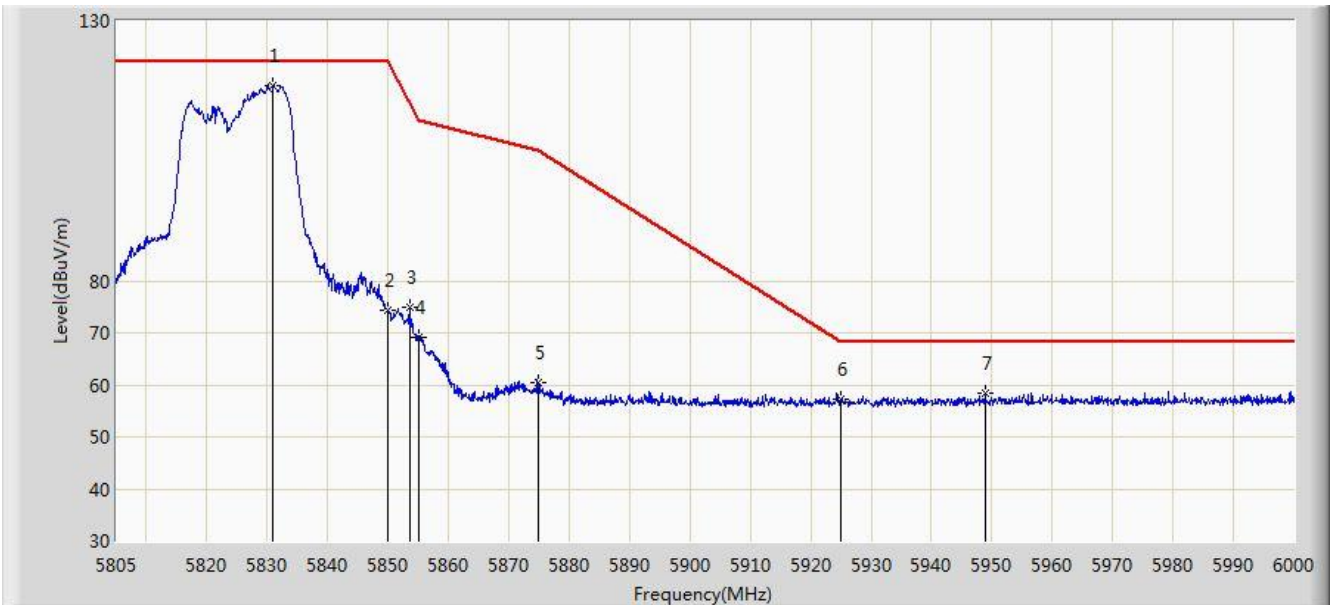


No	Flag	Mark	Frequency (MHz)	Measure Level (dBuV/m)	Reading Level (dBuV)	Margin (dB)	Limit (dBuV/m)	Factor (dB)	Type
1			5645.953	58.258	53.600	-9.942	68.200	4.657	PK
2			5650.000	56.326	51.655	-11.874	68.200	4.671	PK
3			5698.010	61.125	56.257	-42.839	103.963	4.868	PK
4			5700.000	60.112	55.234	-45.088	105.200	4.878	PK
5			5720.000	69.768	64.771	-41.032	110.800	4.997	PK
6			5723.337	78.344	73.326	-40.065	118.409	5.018	PK
7			5725.000	77.147	72.118	-45.053	122.200	5.029	PK
8		*	5742.890	117.153	112.010	N/A	N/A	5.144	PK

Note: Measure Level (dBμV/m) = Reading Level (dBμV) + Factor (dB)

Factor (dB) = Cable Loss (dB) + Antenna Factor (dB) (dB/m) - Pre_Amplifier Gain (dB)

Site: AC1	Time: 2017/08/12 - 14:16
Limit: FCC_Part15.407_RE(3m)	Engineer: Kevin Ker
Probe: BBHA9120D_1GHz_18GHz	Polarity: Horizontal
EUT: AC220 Wi-Fi AP OD directional antenna US	Power: DC 54V
Test Mode: Transmit by 802.11n-HT20 at Channel 5825MHz Ant 1 + 2 (CDD Mode)	

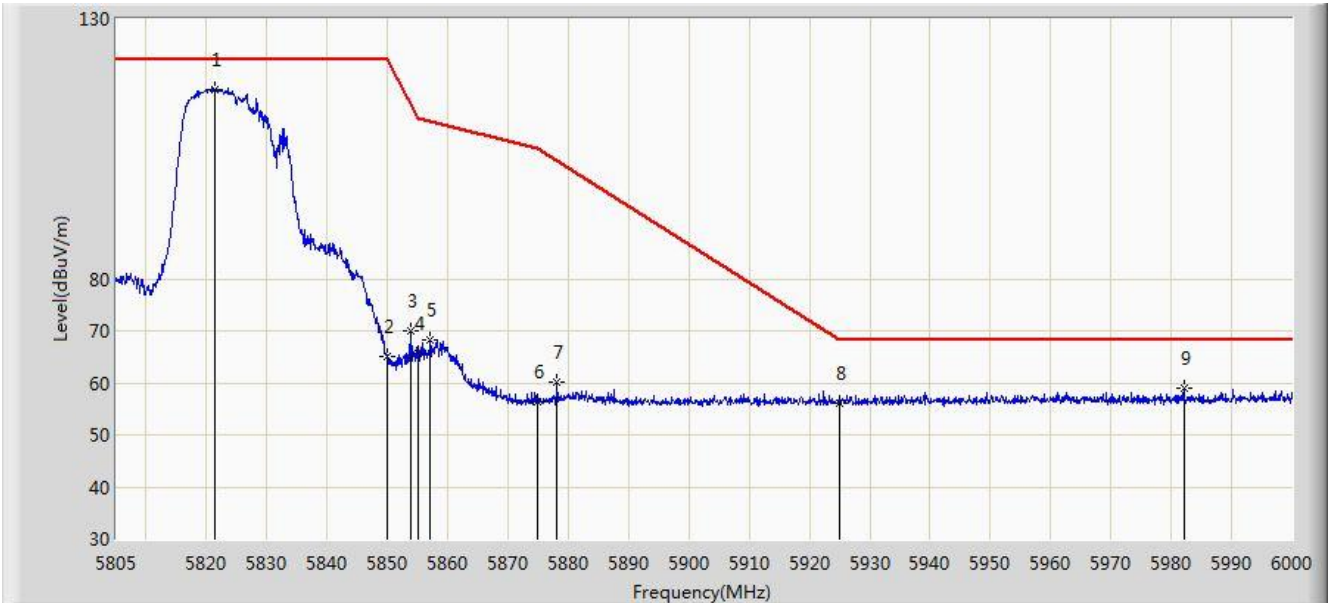


No	Flag	Mark	Frequency (MHz)	Measure Level (dBuV/m)	Reading Level (dBuV)	Margin (dB)	Limit (dBuV/m)	Factor (dB)	Type
1		*	5830.935	117.457	111.834	N/A	N/A	5.622	PK
2			5850.000	74.230	68.504	-47.970	122.200	5.726	PK
3			5853.555	74.797	69.057	-39.296	114.094	5.741	PK
4			5855.000	69.197	63.451	-41.603	110.800	5.746	PK
5			5875.000	60.322	54.502	-44.878	105.200	5.820	PK
6			5925.000	57.234	51.268	-10.966	68.200	5.967	PK
7			5948.910	58.485	52.461	-9.715	68.200	6.023	PK

Note: Measure Level (dB μ V/m) = Reading Level (dB μ V) + Factor (dB)

Factor (dB) = Cable Loss (dB) + Antenna Factor (dB) (dB/m) - Pre_Amplifier Gain (dB)

Site: AC1	Time: 2017/08/12 - 14:19
Limit: FCC_Part15.407_RE(3m)	Engineer: Kevin Ker
Probe: BBHA9120D_1GHz_18GHz	Polarity: Vertical
EUT: AC220 Wi-Fi AP OD directional antenna US	Power: DC 54V
Test Mode: Transmit by 802.11n-HT20 at Channel 5825MHz Ant 1 + 2 (CDD Mode)	

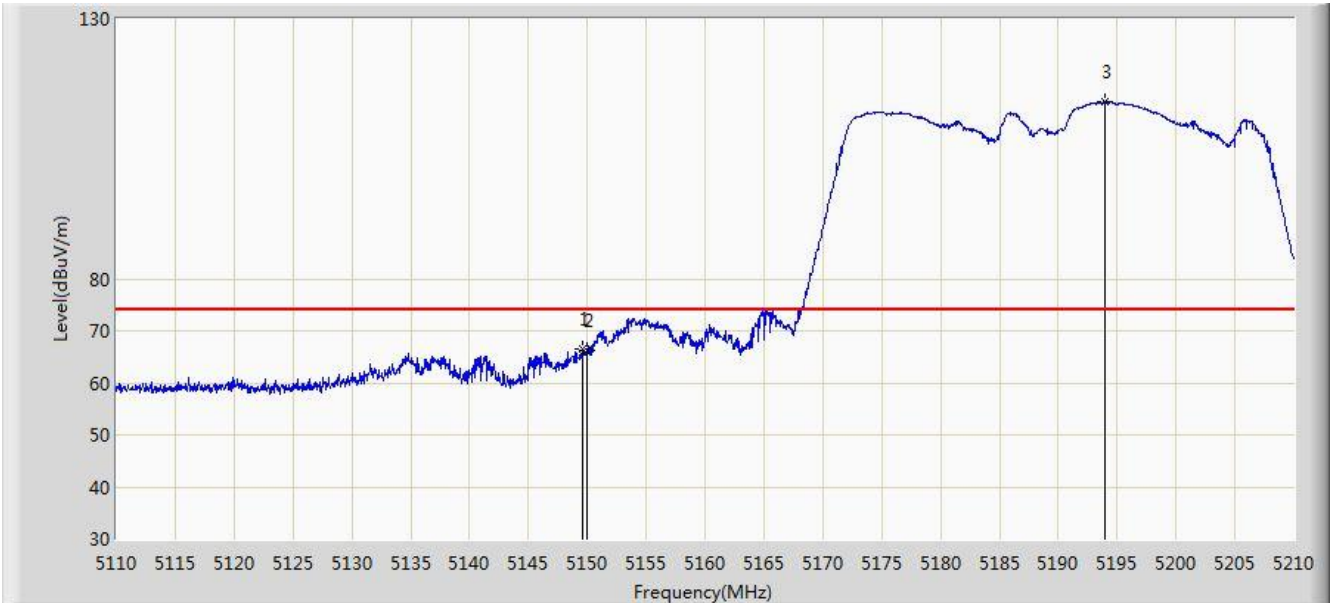


No	Flag	Mark	Frequency (MHz)	Measure Level (dBuV/m)	Reading Level (dBuV)	Margin (dB)	Limit (dBuV/m)	Factor (dB)	Type
1		*	5821.478	116.494	110.927	N/A	N/A	5.567	PK
2			5850.000	64.977	59.251	-57.223	122.200	5.726	PK
3			5853.945	70.103	64.361	-43.102	113.205	5.741	PK
4			5855.000	65.540	59.794	-45.260	110.800	5.746	PK
5			5857.163	68.133	62.378	-42.060	110.193	5.755	PK
6			5875.000	56.489	50.669	-48.711	105.200	5.820	PK
7			5878.125	60.003	54.172	-43.240	103.242	5.830	PK
8			5925.000	56.222	50.256	-11.978	68.200	5.967	PK
9			5982.060	59.102	53.021	-9.098	68.200	6.081	PK

Note: Measure Level (dB μ V/m) = Reading Level (dB μ V) + Factor (dB)

Factor (dB) = Cable Loss (dB) + Antenna Factor (dB) (dB/m) - Pre_Amplifier Gain (dB)

Site: AC1	Time: 2017/08/12 - 14:31
Limit: FCC_Part15.209_RE(3m)	Engineer: Kevin Ker
Probe: BBHA9120D_1GHz_18GHz	Polarity: Horizontal
EUT: AC220 Wi-Fi AP OD directional antenna US	Power: DC 54V
Test Mode: Transmit by 802.11n-HT40 at Channel 5190MHz Ant 1 + 2 (CDD Mode)	

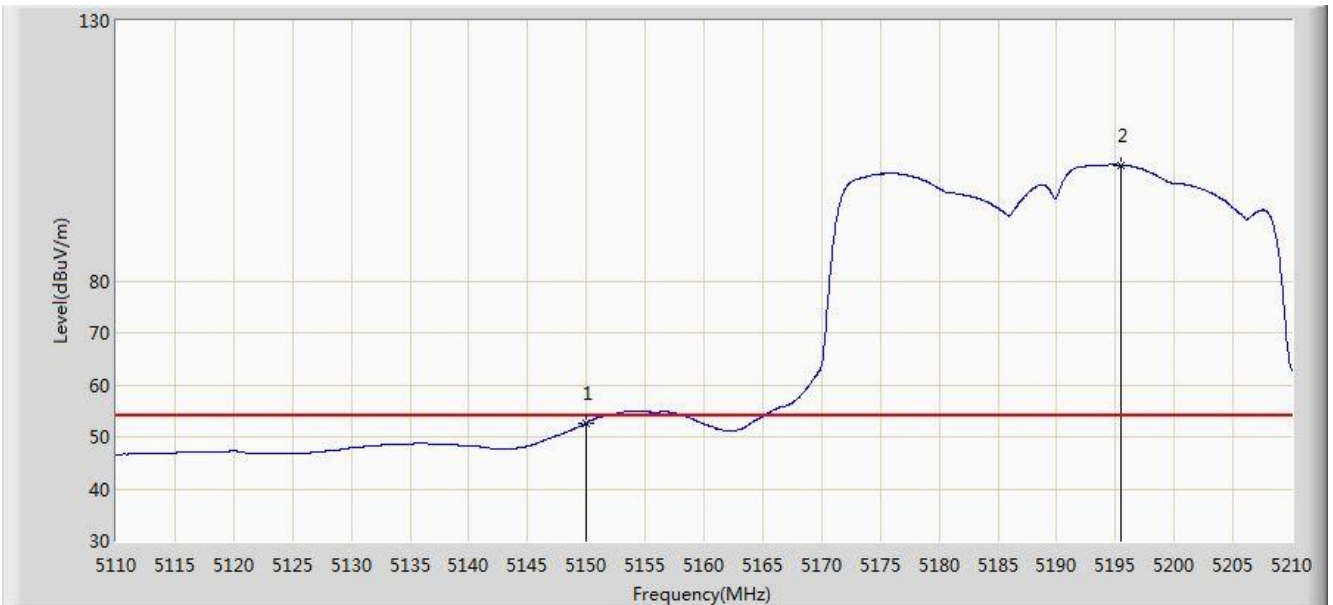


No	Flag	Mark	Frequency (MHz)	Measure Level (dBuV/m)	Reading Level (dBuV)	Margin (dB)	Limit (dBuV/m)	Factor (dB)	Type
1			5149.550	66.501	62.330	-7.499	74.000	4.170	PK
2			5150.000	66.292	62.123	-7.708	74.000	4.170	PK
3		*	5193.950	114.201	110.182	N/A	N/A	4.019	PK

Note: Measure Level (dB μ V/m) = Reading Level (dB μ V) + Factor (dB)

Factor (dB) = Cable Loss (dB) + Antenna Factor (dB) (dB/m) - Pre_Amplifier Gain (dB)

Site: AC1	Time: 2017/08/12 - 14:27
Limit: FCC_Part15.209_RE(3m)	Engineer: Kevin Ker
Probe: BBHA9120D_1GHz_18GHz	Polarity: Horizontal
EUT: AC220 Wi-Fi AP OD directional antenna US	Power: DC 54V
Test Mode: Transmit by 802.11n-HT40 at Channel 5190MHz Ant 1 + 2 (CDD Mode)	

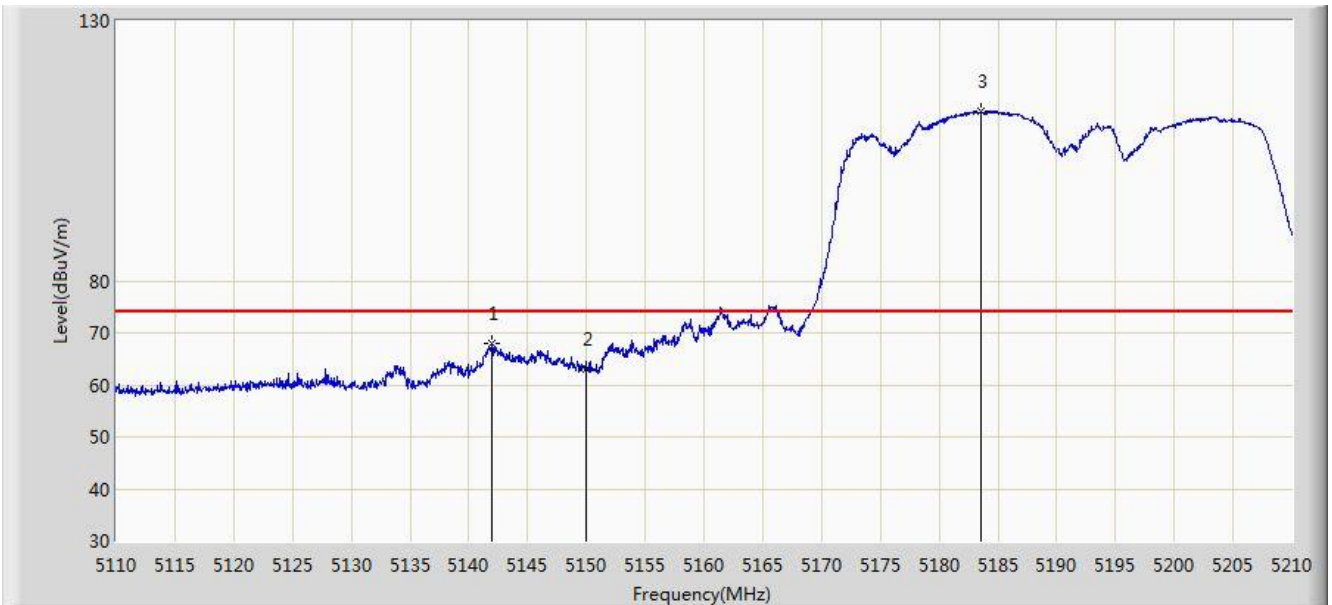


No	Flag	Mark	Frequency (MHz)	Measure Level (dBuV/m)	Reading Level (dBuV)	Margin (dB)	Limit (dBuV/m)	Factor (dB)	Type
1			5150.000	52.667	48.498	-1.333	54.000	4.170	AV
2		*	5195.500	102.256	98.242	N/A	N/A	4.014	AV

Note: Measure Level (dB μ V/m) = Reading Level (dB μ V) + Factor (dB)

Factor (dB) = Cable Loss (dB) + Antenna Factor (dB) (dB/m) - Pre_Amplifier Gain (dB)

Site: AC1	Time: 2017/08/12 - 14:28
Limit: FCC_Part15.209_RE(3m)	Engineer: Kevin Ker
Probe: BBHA9120D_1GHz_18GHz	Polarity: Vertical
EUT: AC220 Wi-Fi AP OD directional antenna US	Power: DC 54V
Test Mode: Transmit by 802.11n-HT40 at Channel 5190MHz Ant 1 + 2 (CDD Mode)	

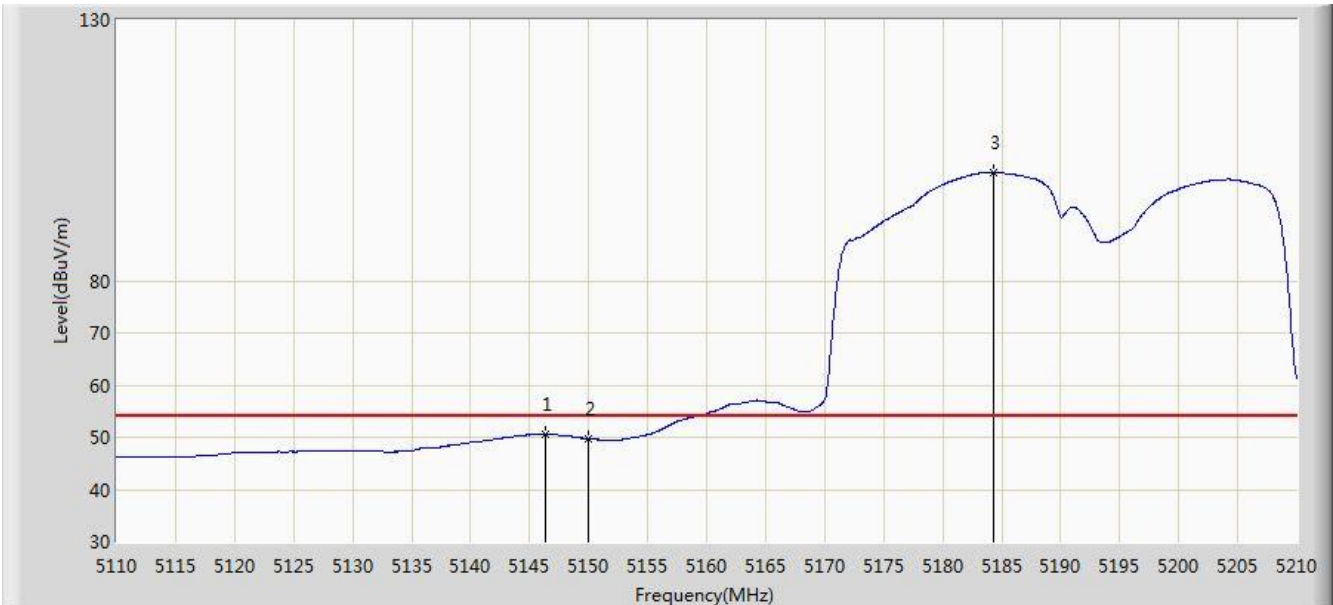


No	Flag	Mark	Frequency (MHz)	Measure Level (dBuV/m)	Reading Level (dBuV)	Margin (dB)	Limit (dBuV/m)	Factor (dB)	Type
1			5141.950	68.083	63.907	-5.917	74.000	4.176	PK
2			5150.000	63.094	58.925	-10.906	74.000	4.170	PK
3		*	5183.500	112.591	108.535	N/A	N/A	4.057	PK

Note: Measure Level (dB μ V/m) = Reading Level (dB μ V) + Factor (dB)

Factor (dB) = Cable Loss (dB) + Antenna Factor (dB) (dB/m) - Pre_Amplifier Gain (dB)

Site: AC1	Time: 2017/08/12 - 14:29
Limit: FCC_Part15.209_RE(3m)	Engineer: Kevin Ker
Probe: BBHA9120D_1GHz_18GHz	Polarity: Vertical
EUT: AC220 Wi-Fi AP OD directional antenna US	Power: DC 54V
Test Mode: Transmit by 802.11n-HT40 at Channel 5190MHz Ant 1 + 2 (CDD Mode)	

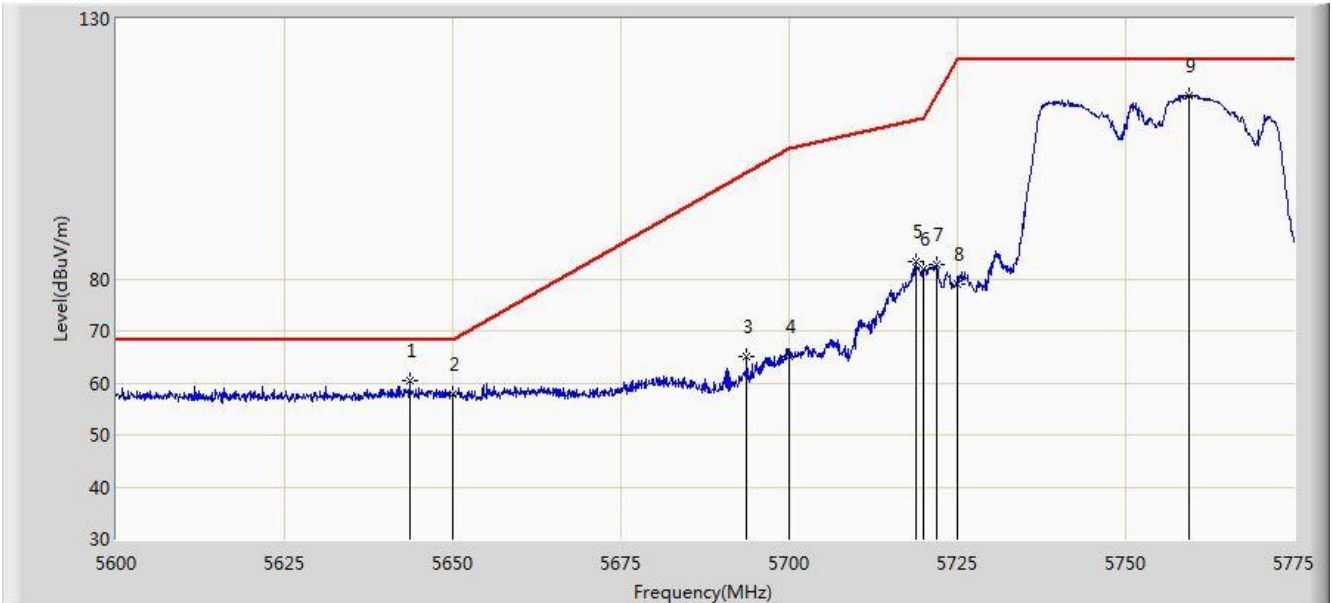


No	Flag	Mark	Frequency (MHz)	Measure Level (dBuV/m)	Reading Level (dBuV)	Margin (dB)	Limit (dBuV/m)	Factor (dB)	Type
1			5146.350	50.672	46.496	-3.328	54.000	4.176	AV
2			5150.000	49.691	45.522	-4.309	54.000	4.170	AV
3		*	5184.300	100.802	96.748	N/A	N/A	4.053	AV

Note: Measure Level (dBμV/m) = Reading Level (dBμV) + Factor (dB)

Factor (dB) = Cable Loss (dB) + Antenna Factor (dB) (dB/m) - Pre_Amplifier Gain (dB)

Site: AC1	Time: 2017/08/12 - 14:49
Limit: FCC_Part15.407_RE(3m)	Engineer: Kevin Ker
Probe: BBHA9120D_1GHz_18GHz	Polarity: Horizontal
EUT: AC220 Wi-Fi AP OD directional antenna US	Power: DC 54V
Test Mode: Transmit by 802.11n-HT40 at Channel 5755MHz Ant 1 + 2 (CDD Mode)	

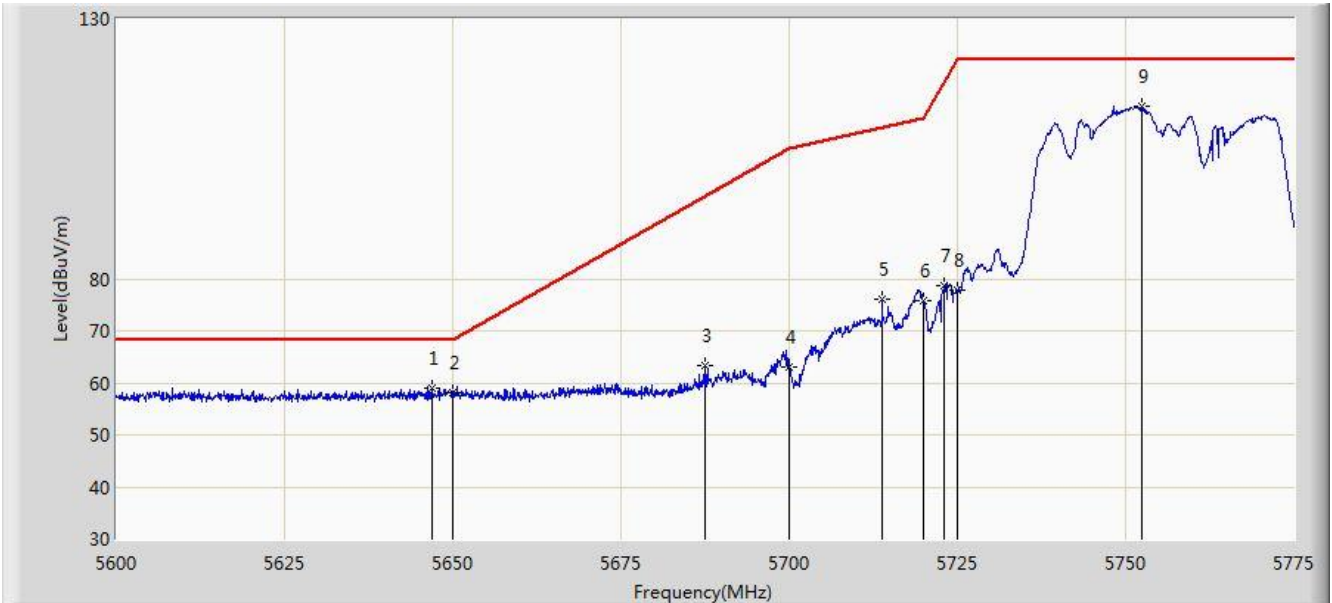


No	Flag	Mark	Frequency (MHz)	Measure Level (dBuV/m)	Reading Level (dBuV)	Margin (dB)	Limit (dBuV/m)	Factor (dB)	Type
1			5643.575	60.422	55.772	-7.778	68.200	4.649	PK
2			5650.000	57.738	53.067	-10.462	68.200	4.671	PK
3			5693.712	65.093	60.248	-36.199	101.291	4.845	PK
4			5700.000	64.986	60.108	-40.214	105.200	4.878	PK
5			5718.825	83.326	78.337	-27.145	110.472	4.990	PK
6			5720.000	81.960	76.963	-28.840	110.800	4.997	PK
7			5721.888	82.745	77.736	-32.361	115.106	5.008	PK
8			5725.000	79.130	74.101	-43.070	122.200	5.029	PK
9		*	5759.337	115.289	110.053	N/A	N/A	5.236	PK

Note: Measure Level (dBuV/m) = Reading Level (dBuV) + Factor (dB)

Factor (dB) = Cable Loss (dB) + Antenna Factor (dB) (dB/m) - Pre_Amplifier Gain (dB)

Site: AC1	Time: 2017/08/12 - 14:53
Limit: FCC_Part15.407_RE(3m)	Engineer: Kevin Ker
Probe: BBHA9120D_1GHz_18GHz	Polarity: Vertical
EUT: AC220 Wi-Fi AP OD directional antenna US	Power: DC 54V
Test Mode: Transmit by 802.11n-HT40 at Channel 5755MHz Ant 1 + 2 (CDD Mode)	

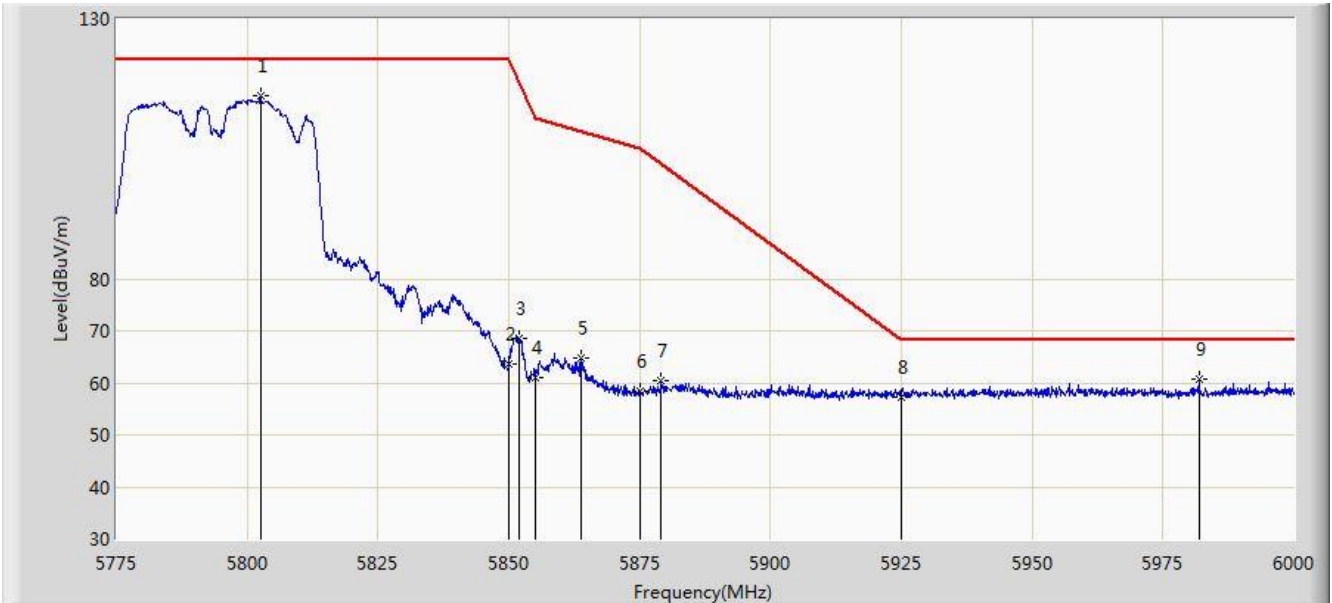


No	Flag	Mark	Frequency (MHz)	Measure Level (dBuV/m)	Reading Level (dBuV)	Margin (dB)	Limit (dBuV/m)	Factor (dB)	Type
1			5646.987	59.107	54.446	-9.093	68.200	4.661	PK
2			5650.000	58.069	53.398	-10.131	68.200	4.671	PK
3			5687.413	63.477	58.660	-33.894	97.372	4.818	PK
4			5700.000	62.971	58.093	-42.229	105.200	4.878	PK
5			5713.837	76.204	71.247	-32.872	109.076	4.957	PK
6			5720.000	75.693	70.696	-35.107	110.800	4.997	PK
7			5723.112	78.612	73.595	-39.285	117.897	5.017	PK
8			5725.000	77.698	72.669	-44.502	122.200	5.029	PK
9		*	5752.513	113.146	107.948	N/A	N/A	5.198	PK

Note: Measure Level (dBuV/m) = Reading Level (dBuV) + Factor (dB)

Factor (dB) = Cable Loss (dB) + Antenna Factor (dB) (dB/m) - Pre_Amplifier Gain (dB)

Site: AC1	Time: 2017/08/12 - 14:56
Limit: FCC_Part15.407_RE(3m)	Engineer: Kevin Ker
Probe: BBHA9120D_1GHz_18GHz	Polarity: Horizontal
EUT: AC220 Wi-Fi AP OD directional antenna US	Power: DC 54V
Test Mode: Transmit by 802.11n-HT40 at Channel 5795MHz Ant 1 + 2 (CDD Mode)	

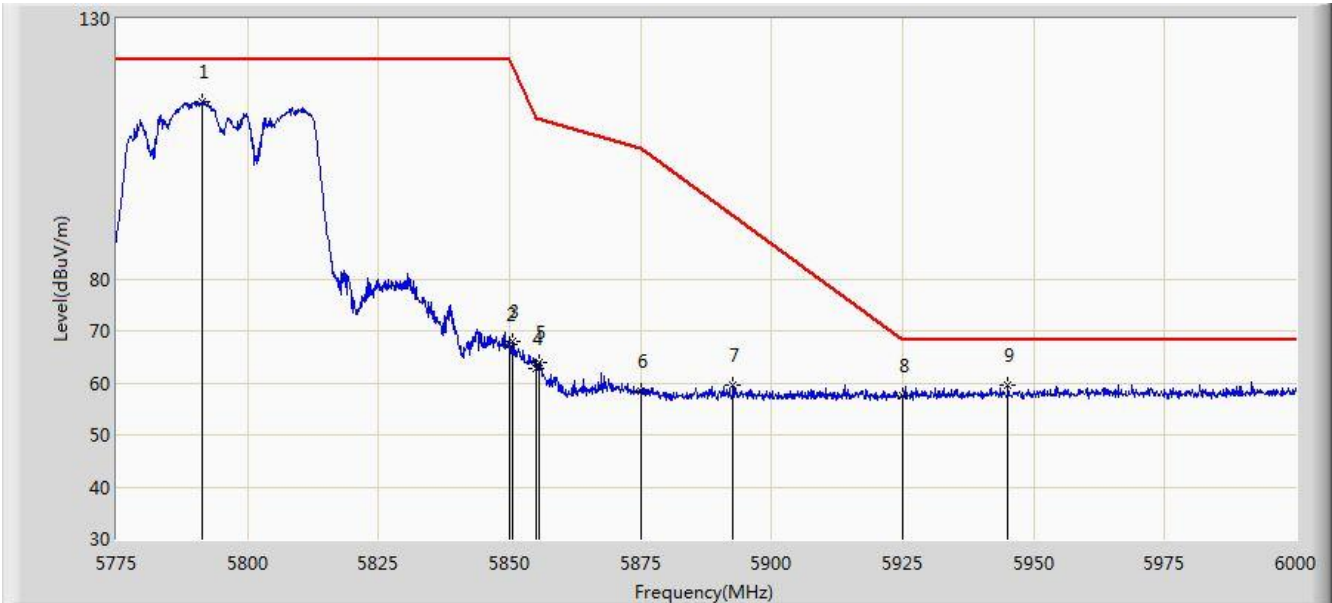


No	Flag	Mark	Frequency (MHz)	Measure Level (dBuV/m)	Reading Level (dBuV)	Margin (dB)	Limit (dBuV/m)	Factor (dB)	Type
1		*	5802.562	115.142	109.683	N/A	N/A	5.459	PK
2			5850.000	63.612	57.886	-58.588	122.200	5.726	PK
3			5851.950	68.466	62.732	-49.287	117.753	5.734	PK
4			5855.000	60.968	55.222	-49.832	110.800	5.746	PK
5			5863.763	64.687	58.906	-43.657	108.344	5.781	PK
6			5875.000	58.429	52.609	-46.771	105.200	5.820	PK
7			5879.175	60.406	54.572	-42.178	102.585	5.834	PK
8			5925.000	57.319	51.353	-10.881	68.200	5.967	PK
9			5981.888	60.765	54.684	-7.435	68.200	6.081	PK

Note: Measure Level (dB μ V/m) = Reading Level (dB μ V) + Factor (dB)

Factor (dB) = Cable Loss (dB) + Antenna Factor (dB) (dB/m) - Pre_Amplifier Gain (dB)

Site: AC1	Time: 2017/08/12 - 15:26
Limit: FCC_Part15.407_RE(3m)	Engineer: Kevin Ker
Probe: BBHA9120D_1GHz_18GHz	Polarity: Vertical
EUT: AC220 Wi-Fi AP OD directional antenna US	Power: DC 54V
Test Mode: Transmit by 802.11n-HT40 at Channel 5795MHz Ant 1 + 2 (CDD Mode)	

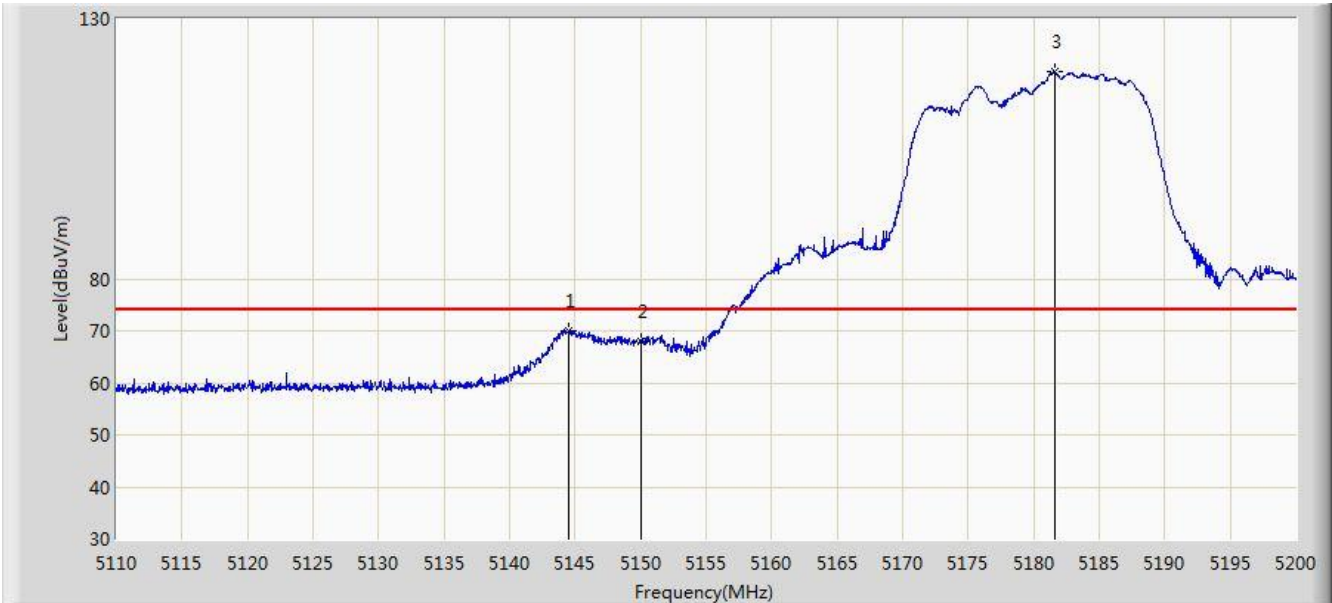


No	Flag	Mark	Frequency (MHz)	Measure Level (dBuV/m)	Reading Level (dBuV)	Margin (dB)	Limit (dBuV/m)	Factor (dB)	Type
1		*	5791.425	113.934	108.535	N/A	N/A	5.399	PK
2			5850.000	67.315	61.589	-54.885	122.200	5.726	PK
3			5850.487	67.827	62.099	-53.263	121.089	5.727	PK
4			5855.000	62.790	57.044	-48.010	110.800	5.746	PK
5			5855.663	63.810	58.061	-46.804	110.614	5.749	PK
6			5875.000	58.538	52.718	-46.662	105.200	5.820	PK
7			5892.562	59.628	53.748	-34.583	94.211	5.880	PK
8			5925.000	57.472	51.506	-10.728	68.200	5.967	PK
9			5945.100	59.534	53.518	-8.666	68.200	6.016	PK

Note: Measure Level (dBμV/m) = Reading Level (dBμV) + Factor (dB)

Factor (dB) = Cable Loss (dB) + Antenna Factor (dB) (dB/m) - Pre_Amplifier Gain (dB)

Site: AC1	Time: 2017/08/12 - 15:35
Limit: FCC_Part15.209_RE(3m)	Engineer: Kevin Ker
Probe: BBHA9120D_1GHz_18GHz	Polarity: Horizontal
EUT: AC220 Wi-Fi AP OD directional antenna US	Power: DC 54V
Test Mode: Transmit by 802.11ac-VHT20 at Channel 5180MHz Ant 1 + 2 (CDD Mode)	

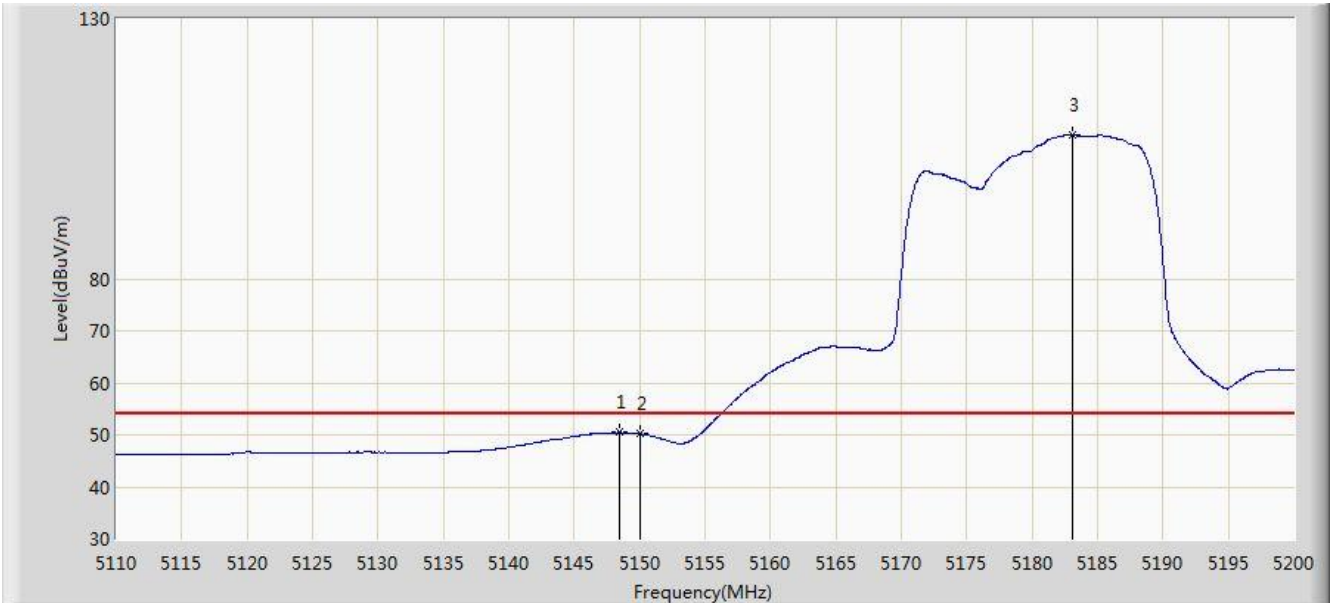


No	Flag	Mark	Frequency (MHz)	Measure Level (dBuV/m)	Reading Level (dBuV)	Margin (dB)	Limit (dBuV/m)	Factor (dB)	Type
1			5144.470	70.138	65.962	-3.862	74.000	4.176	PK
2			5150.000	67.837	63.668	-6.163	74.000	4.170	PK
3		*	5181.640	119.961	115.898	N/A	N/A	4.063	PK

Note: Measure Level (dBμV/m) = Reading Level (dBμV) + Factor (dB)

Factor (dB) = Cable Loss (dB) + Antenna Factor (dB) (dB/m) - Pre_Amplifier Gain (dB)

Site: AC1	Time: 2017/08/12 - 15:37
Limit: FCC_Part15.209_RE(3m)	Engineer: Kevin Ker
Probe: BBHA9120D_1GHz_18GHz	Polarity: Horizontal
EUT: AC220 Wi-Fi AP OD directional antenna US	Power: DC 54V
Test Mode: Transmit by 802.11ac-VHT20 at Channel 5180MHz Ant 1 + 2 (CDD Mode)	

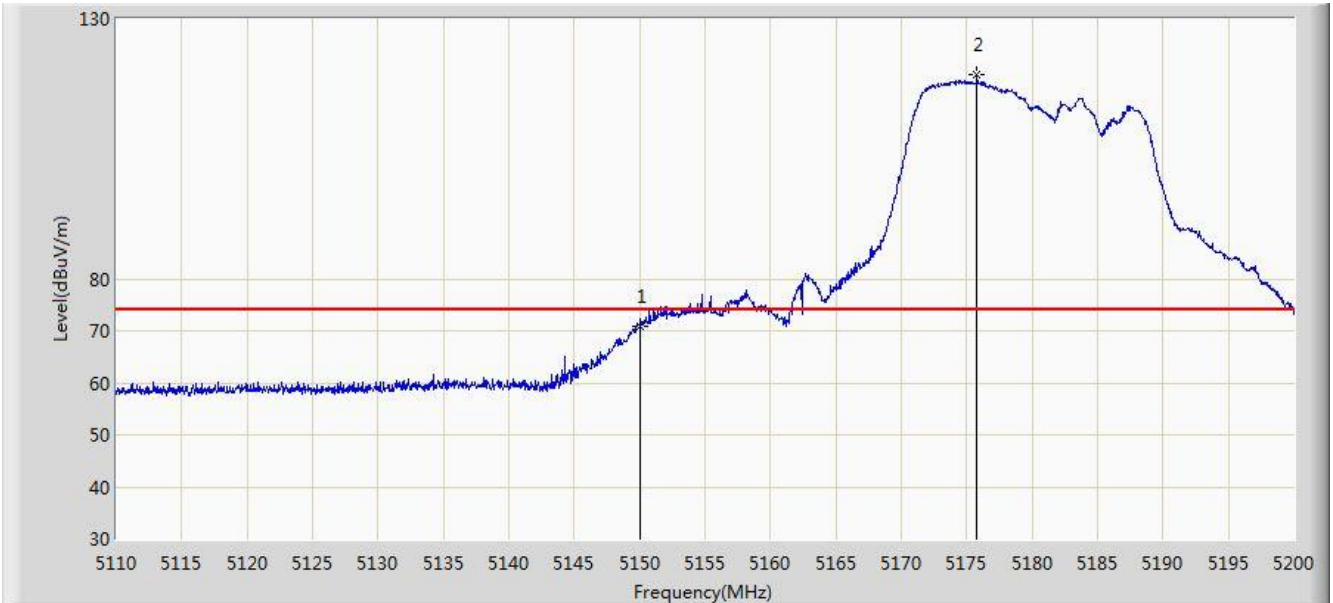


No	Flag	Mark	Frequency (MHz)	Measure Level (dBuV/m)	Reading Level (dBuV)	Margin (dB)	Limit (dBuV/m)	Factor (dB)	Type
1			5148.430	50.461	46.287	-3.539	54.000	4.174	AV
2			5150.000	50.161	45.992	-3.839	54.000	4.170	AV
3		*	5183.035	107.751	103.693	N/A	N/A	4.057	AV

Note: Measure Level (dBμV/m) = Reading Level (dBμV) + Factor (dB)

Factor (dB) = Cable Loss (dB) + Antenna Factor (dB) (dB/m) - Pre_Amplifier Gain (dB)

Site: AC1	Time: 2017/08/12 - 15:37
Limit: FCC_Part15.209_RE(3m)	Engineer: Kevin Ker
Probe: BBHA9120D_1GHz_18GHz	Polarity: Vertical
EUT: AC220 Wi-Fi AP OD directional antenna US	Power: DC 54V
Test Mode: Transmit by 802.11ac-VHT20 at Channel 5180MHz Ant 1 + 2 (CDD Mode)	

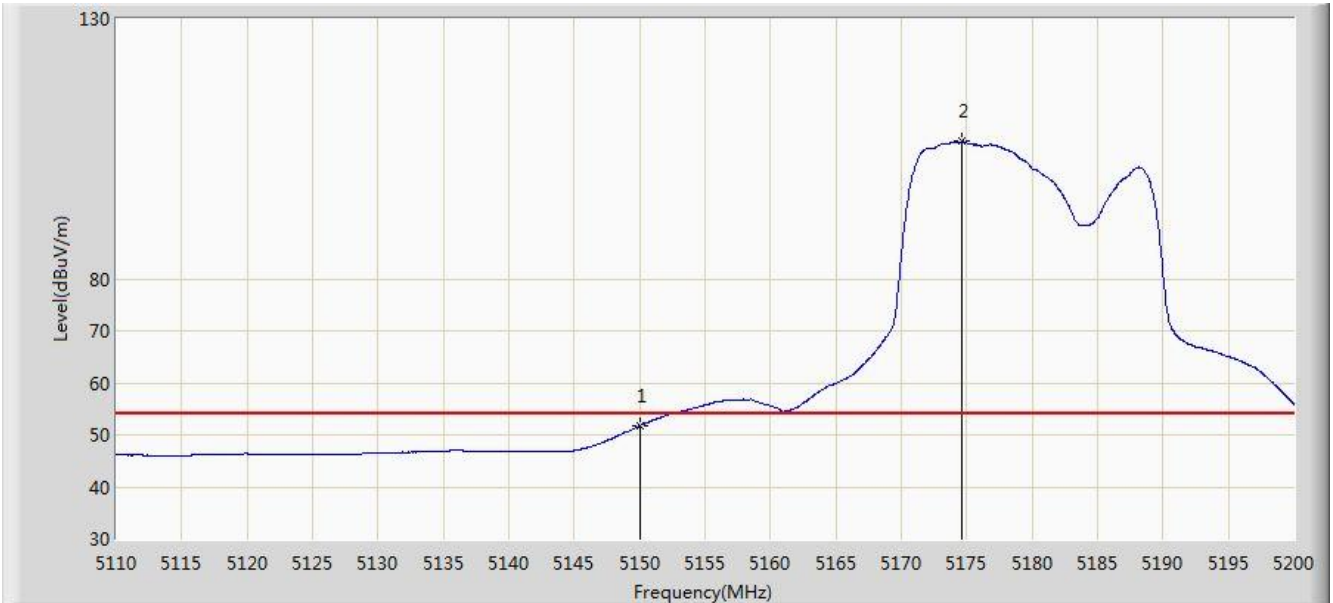


No	Flag	Mark	Frequency (MHz)	Measure Level (dBuV/m)	Reading Level (dBuV)	Margin (dB)	Limit (dBuV/m)	Factor (dB)	Type
1			5150.000	70.783	66.614	-3.217	74.000	4.170	PK
2		*	5175.790	119.211	115.127	N/A	N/A	4.084	PK

Note: Measure Level (dB μ V/m) = Reading Level (dB μ V) + Factor (dB)

Factor (dB) = Cable Loss (dB) + Antenna Factor (dB) (dB/m) - Pre_Amplifier Gain (dB)

Site: AC1	Time: 2017/08/12 - 15:38
Limit: FCC_Part15.209_RE(3m)	Engineer: Kevin Ker
Probe: BBHA9120D_1GHz_18GHz	Polarity: Vertical
EUT: AC220 Wi-Fi AP OD directional antenna US	Power: DC 54V
Test Mode: Transmit by 802.11ac-VHT20 at Channel 5180MHz Ant 1 + 2 (CDD Mode)	

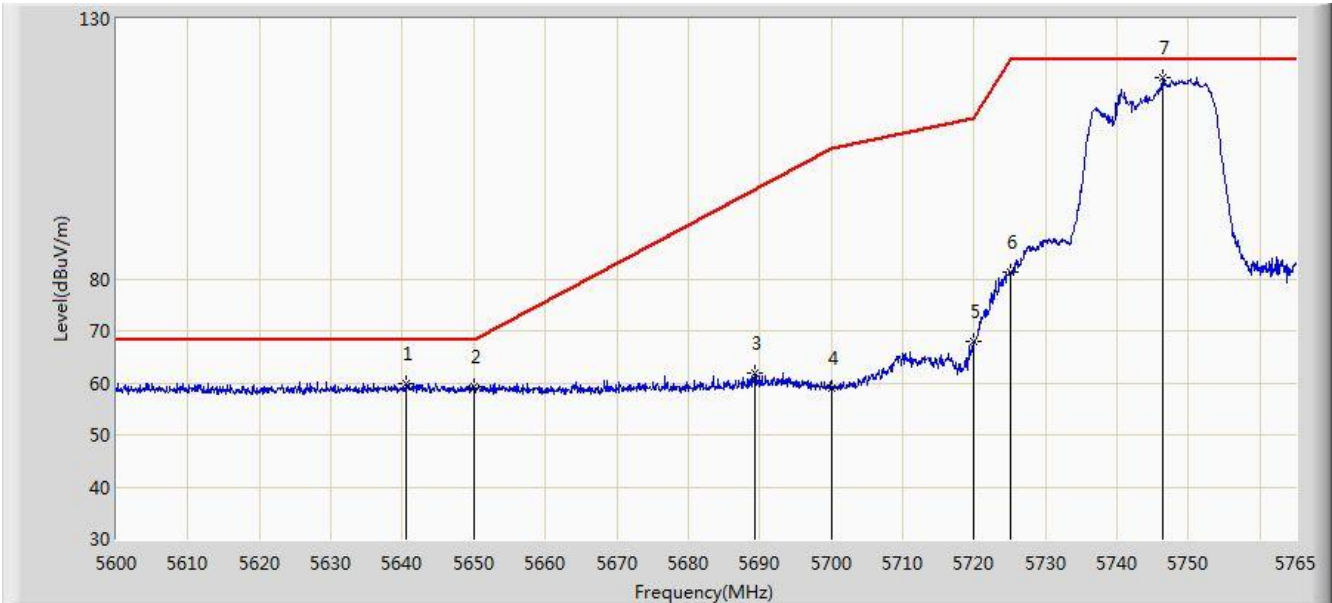


No	Flag	Mark	Frequency (MHz)	Measure Level (dBuV/m)	Reading Level (dBuV)	Margin (dB)	Limit (dBuV/m)	Factor (dB)	Type
1			5150.000	51.775	47.606	-2.225	54.000	4.170	AV
2		*	5174.620	106.410	102.322	N/A	N/A	4.088	AV

Note: Measure Level (dB μ V/m) = Reading Level (dB μ V) + Factor (dB)

Factor (dB) = Cable Loss (dB) + Antenna Factor (dB) (dB/m) - Pre_Amplifier Gain (dB)

Site: AC1	Time: 2017/08/12 - 15:59
Limit: FCC_Part15.407_RE(3m)	Engineer: Kevin Ker
Probe: BBHA9120D_1GHz_18GHz	Polarity: Horizontal
EUT: AC220 Wi-Fi AP OD directional antenna US	Power: DC 54V
Test Mode: Transmit by 802.11ac-VHT20 at Channel 5745MHz Ant 1 + 2 (CDD Mode)	

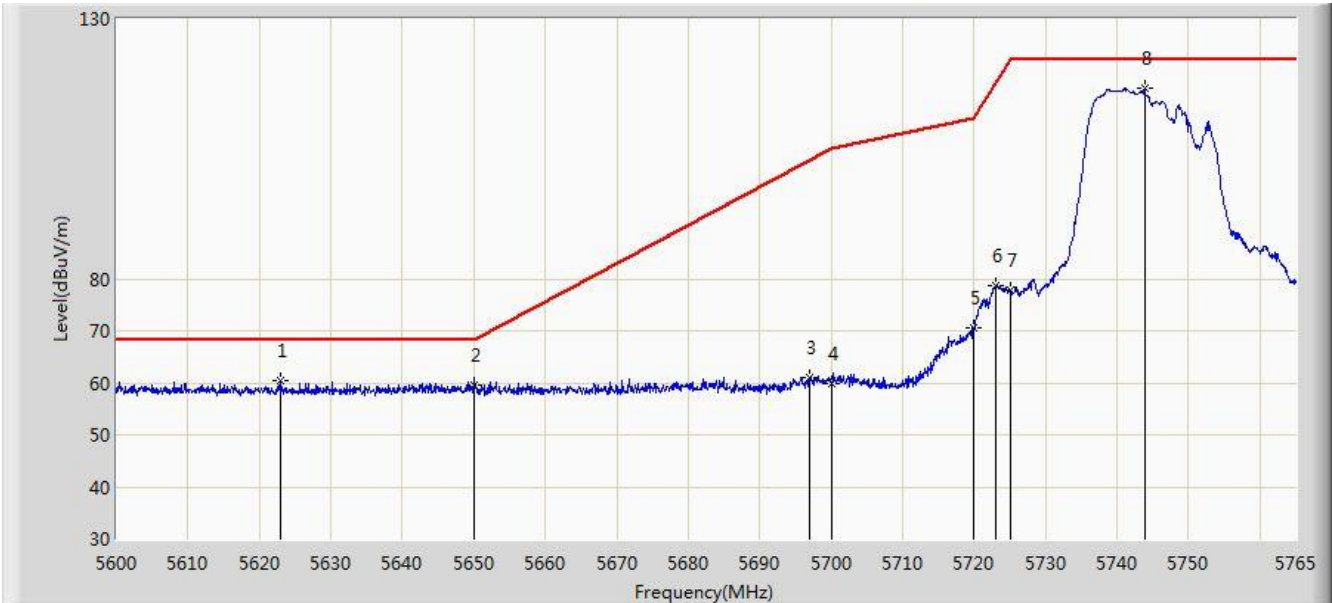


No	Flag	Mark	Frequency (MHz)	Measure Level (dBuV/m)	Reading Level (dBuV)	Margin (dB)	Limit (dBuV/m)	Factor (dB)	Type
1			5640.507	59.852	55.212	-8.348	68.200	4.640	PK
2			5650.000	59.174	54.503	-9.026	68.200	4.671	PK
3			5689.265	61.832	57.007	-36.693	98.524	4.825	PK
4			5700.000	59.098	54.220	-46.102	105.200	4.878	PK
5			5720.000	67.841	62.844	-42.959	110.800	4.997	PK
6			5725.000	81.269	76.240	-40.931	122.200	5.029	PK
7		*	5746.437	118.670	113.507	N/A	N/A	5.163	PK

Note: Measure Level (dBμV/m) = Reading Level (dBμV) + Factor (dB)

Factor (dB) = Cable Loss (dB) + Antenna Factor (dB) (dB/m) - Pre_Amplifier Gain (dB)

Site: AC1	Time: 2017/08/12 - 16:02
Limit: FCC_Part15.407_RE(3m)	Engineer: Kevin Ker
Probe: BBHA9120D_1GHz_18GHz	Polarity: Vertical
EUT: AC220 Wi-Fi AP OD directional antenna US	Power: DC 54V
Test Mode: Transmit by 802.11ac-VHT20 at Channel 5745MHz Ant 1 + 2 (CDD Mode)	

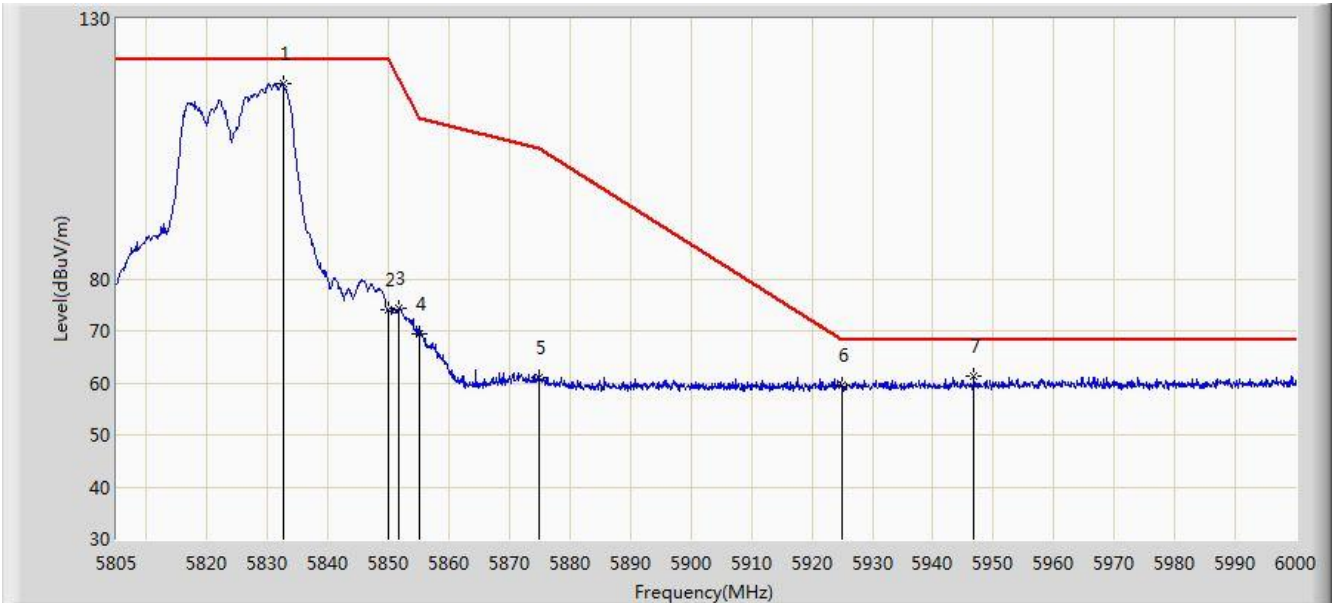


No	Flag	Mark	Frequency (MHz)	Measure Level (dBuV/m)	Reading Level (dBuV)	Margin (dB)	Limit (dBuV/m)	Factor (dB)	Type
1			5622.853	60.323	55.734	-7.877	68.200	4.589	PK
2			5650.000	59.426	54.755	-8.774	68.200	4.671	PK
3			5697.020	61.116	56.254	-42.232	103.348	4.863	PK
4			5700.000	59.968	55.090	-45.232	105.200	4.878	PK
5			5720.000	70.559	65.562	-40.241	110.800	4.997	PK
6			5723.090	78.728	73.711	-39.119	117.846	5.017	PK
7			5725.000	77.689	72.660	-44.511	122.200	5.029	PK
8		*	5743.880	116.681	111.532	N/A	N/A	5.149	PK

Note: Measure Level (dB μ V/m) = Reading Level (dB μ V) + Factor (dB)

Factor (dB) = Cable Loss (dB) + Antenna Factor (dB) (dB/m) - Pre_Amplifier Gain (dB)

Site: AC1	Time: 2017/08/12 - 16:04
Limit: FCC_Part15.407_RE(3m)	Engineer: Kevin Ker
Probe: BBHA9120D_1GHz_18GHz	Polarity: Horizontal
EUT: AC220 Wi-Fi AP OD directional antenna US	Power: DC 54V
Test Mode: Transmit by 802.11ac-VHT20 at Channel 5825MHz Ant 1 + 2 (CDD Mode)	

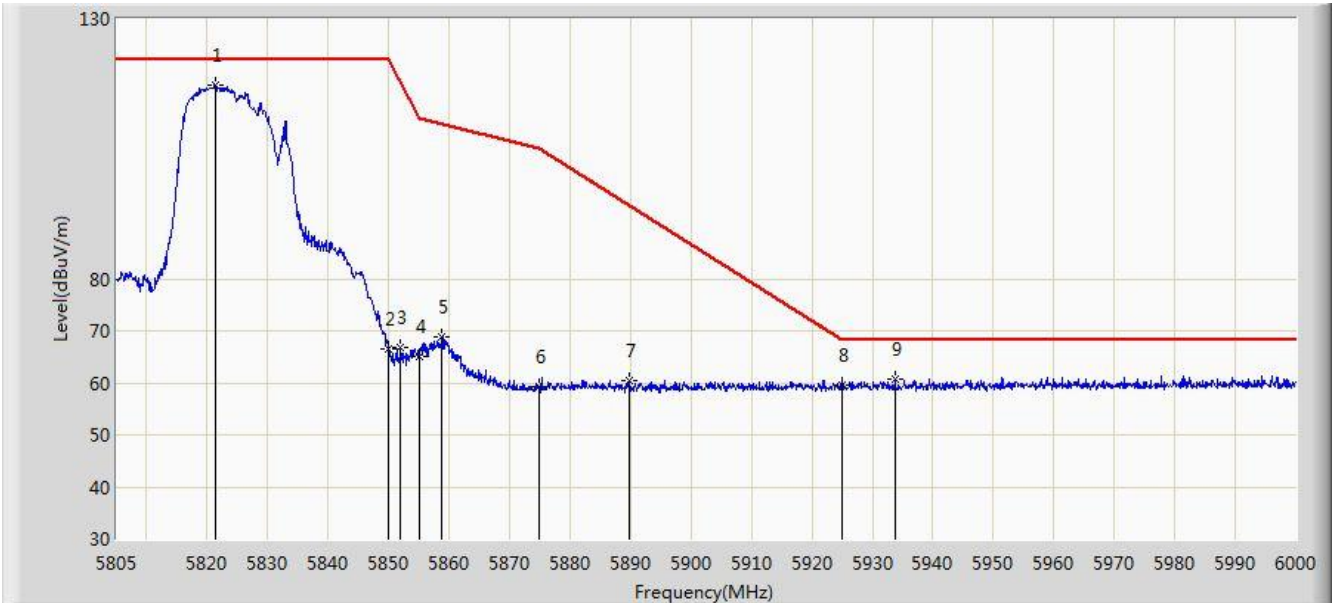


No	Flag	Mark	Frequency (MHz)	Measure Level (dBuV/m)	Reading Level (dBuV)	Margin (dB)	Limit (dBuV/m)	Factor (dB)	Type
1		*	5832.495	117.625	111.993	N/A	N/A	5.631	PK
2			5850.000	74.063	68.337	-48.137	122.200	5.726	PK
3			5851.605	74.434	68.702	-44.105	118.540	5.732	PK
4			5855.000	69.547	63.801	-41.253	110.800	5.746	PK
5			5875.000	61.113	55.293	-44.087	105.200	5.820	PK
6			5925.000	59.517	53.551	-8.683	68.200	5.967	PK
7			5946.765	61.324	55.304	-6.876	68.200	6.020	PK

Note: Measure Level (dB μ V/m) = Reading Level (dB μ V) + Factor (dB)

Factor (dB) = Cable Loss (dB) + Antenna Factor (dB) (dB/m) - Pre_Amplifier Gain (dB)

Site: AC1	Time: 2017/08/12 - 16:08
Limit: FCC_Part15.407_RE(3m)	Engineer: Kevin Ker
Probe: BBHA9120D_1GHz_18GHz	Polarity: Vertical
EUT: AC220 Wi-Fi AP OD directional antenna US	Power: DC 54V
Test Mode: Transmit by 802.11ac-VHT20 at Channel 5825MHz Ant 1 + 2 (CDD Mode)	

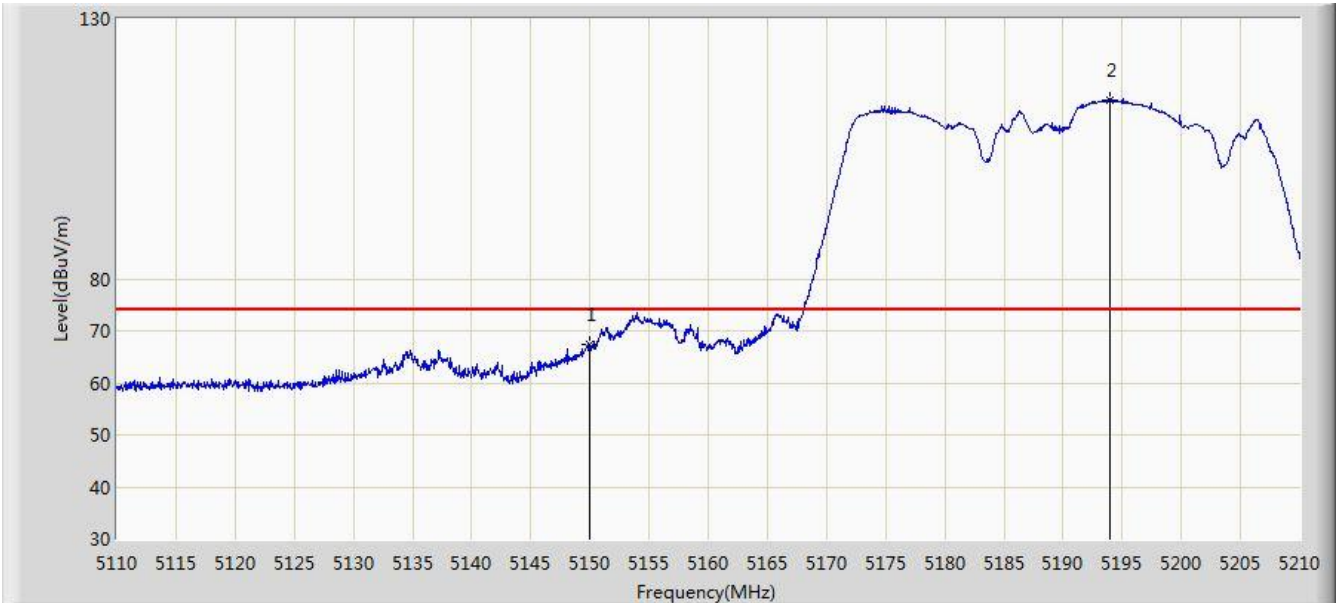


No	Flag	Mark	Frequency (MHz)	Measure Level (dBuV/m)	Reading Level (dBuV)	Margin (dB)	Limit (dBuV/m)	Factor (dB)	Type
1		*	5821.478	117.191	111.624	N/A	N/A	5.567	PK
2			5850.000	66.564	60.838	-55.636	122.200	5.726	PK
3			5851.995	66.870	61.136	-50.780	117.650	5.734	PK
4			5855.000	65.207	59.461	-45.593	110.800	5.746	PK
5			5858.820	68.804	63.042	-40.925	109.729	5.762	PK
6			5875.000	59.208	53.388	-45.992	105.200	5.820	PK
7			5889.825	60.380	54.509	-35.542	95.922	5.871	PK
8			5925.000	59.481	53.515	-8.719	68.200	5.967	PK
9			5933.797	60.816	54.828	-7.384	68.200	5.988	PK

Note: Measure Level (dB μ V/m) = Reading Level (dB μ V) + Factor (dB)

Factor (dB) = Cable Loss (dB) + Antenna Factor (dB) (dB/m) - Pre_Amplifier Gain (dB)

Site: AC1	Time: 2017/08/12 - 16:16
Limit: FCC_Part15.209_RE(3m)	Engineer: Kevin Ker
Probe: BBHA9120D_1GHz_18GHz	Polarity: Horizontal
EUT: AC220 Wi-Fi AP OD directional antenna US	Power: DC 54V
Test Mode: Transmit by 802.11ac-VHT40 at Channel 5190MHz Ant 1 + 2 (CDD Mode)	

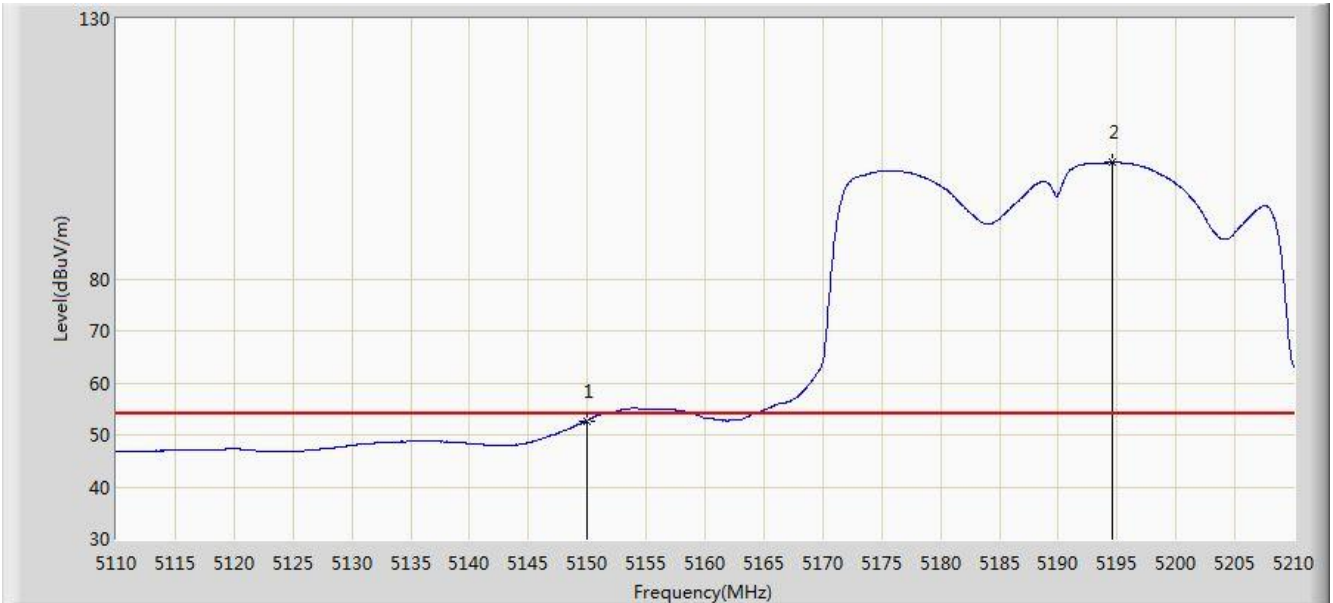


No	Flag	Mark	Frequency (MHz)	Measure Level (dBuV/m)	Reading Level (dBuV)	Margin (dB)	Limit (dBuV/m)	Factor (dB)	Type
1			5150.000	67.337	63.168	-6.663	74.000	4.170	PK
2		*	5193.950	114.375	110.356	N/A	N/A	4.019	PK

Note: Measure Level (dB μ V/m) = Reading Level (dB μ V) + Factor (dB)

Factor (dB) = Cable Loss (dB) + Antenna Factor (dB) (dB/m) - Pre_Amplifier Gain (dB)

Site: AC1	Time: 2017/08/12 - 16:15
Limit: FCC_Part15.209_RE(3m)	Engineer: Kevin Ker
Probe: BBHA9120D_1GHz_18GHz	Polarity: Horizontal
EUT: AC220 Wi-Fi AP OD directional antenna US	Power: DC 54V
Test Mode: Transmit by 802.11ac-VHT40 at Channel 5190MHz Ant 1 + 2 (CDD Mode)	

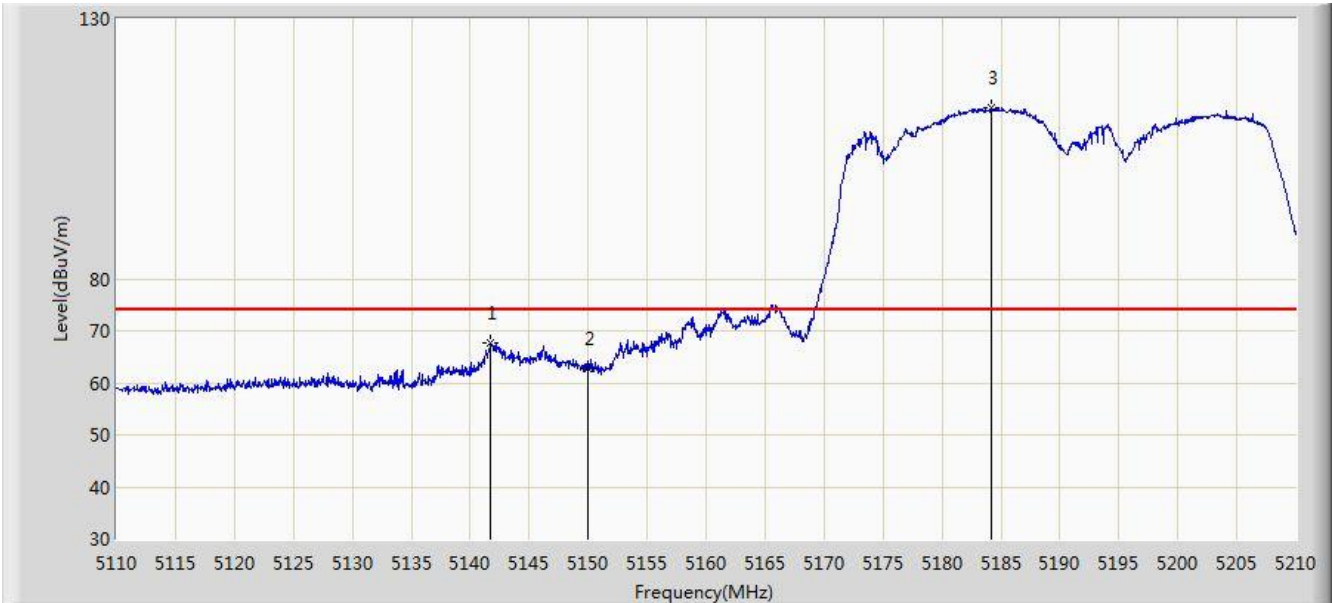


No	Flag	Mark	Frequency (MHz)	Measure Level (dBuV/m)	Reading Level (dBuV)	Margin (dB)	Limit (dBuV/m)	Factor (dB)	Type
1			5150.000	52.710	48.541	-1.290	54.000	4.170	AV
2		*	5194.550	102.379	98.362	N/A	N/A	4.017	AV

Note: Measure Level (dBμV/m) = Reading Level (dBμV) + Factor (dB)

Factor (dB) = Cable Loss (dB) + Antenna Factor (dB) (dB/m) - Pre_Amplifier Gain (dB)

Site: AC1	Time: 2017/08/12 - 16:17
Limit: FCC_Part15.209_RE(3m)	Engineer: Kevin Ker
Probe: BBHA9120D_1GHz_18GHz	Polarity: Vertical
EUT: AC220 Wi-Fi AP OD directional antenna US	Power: DC 54V
Test Mode: Transmit by 802.11ac-VHT40 at Channel 5190MHz Ant 1 + 2 (CDD Mode)	

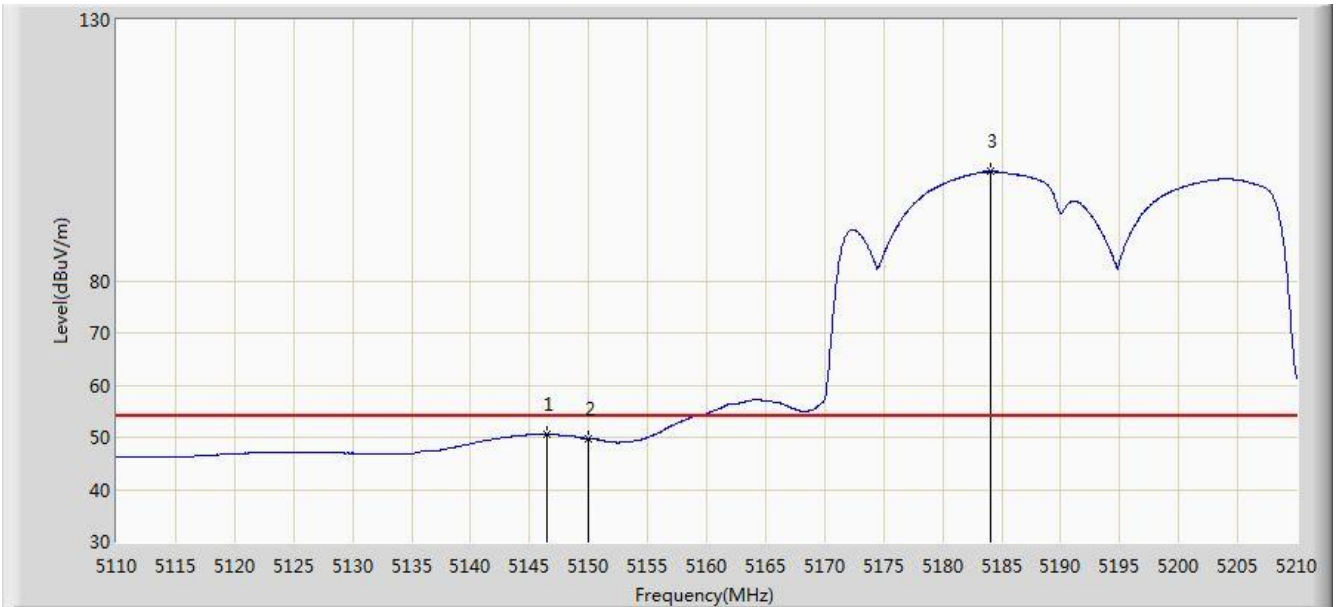


No	Flag	Mark	Frequency (MHz)	Measure Level (dBuV/m)	Reading Level (dBuV)	Margin (dB)	Limit (dBuV/m)	Factor (dB)	Type
1			5141.750	67.561	63.385	-6.439	74.000	4.176	PK
2			5150.000	62.764	58.595	-11.236	74.000	4.170	PK
3		*	5184.200	112.822	108.768	N/A	N/A	4.053	PK

Note: Measure Level (dBuV/m) = Reading Level (dBuV) + Factor (dB)

Factor (dB) = Cable Loss (dB) + Antenna Factor (dB) (dB/m) - Pre_Amplifier Gain (dB)

Site: AC1	Time: 2017/08/12 - 16:18
Limit: FCC_Part15.209_RE(3m)	Engineer: Kevin Ker
Probe: BBHA9120D_1GHz_18GHz	Polarity: Vertical
EUT: AC220 Wi-Fi AP OD directional antenna US	Power: DC 54V
Test Mode: Transmit by 802.11ac-VHT40 at Channel 5190MHz Ant 1 + 2 (CDD Mode)	

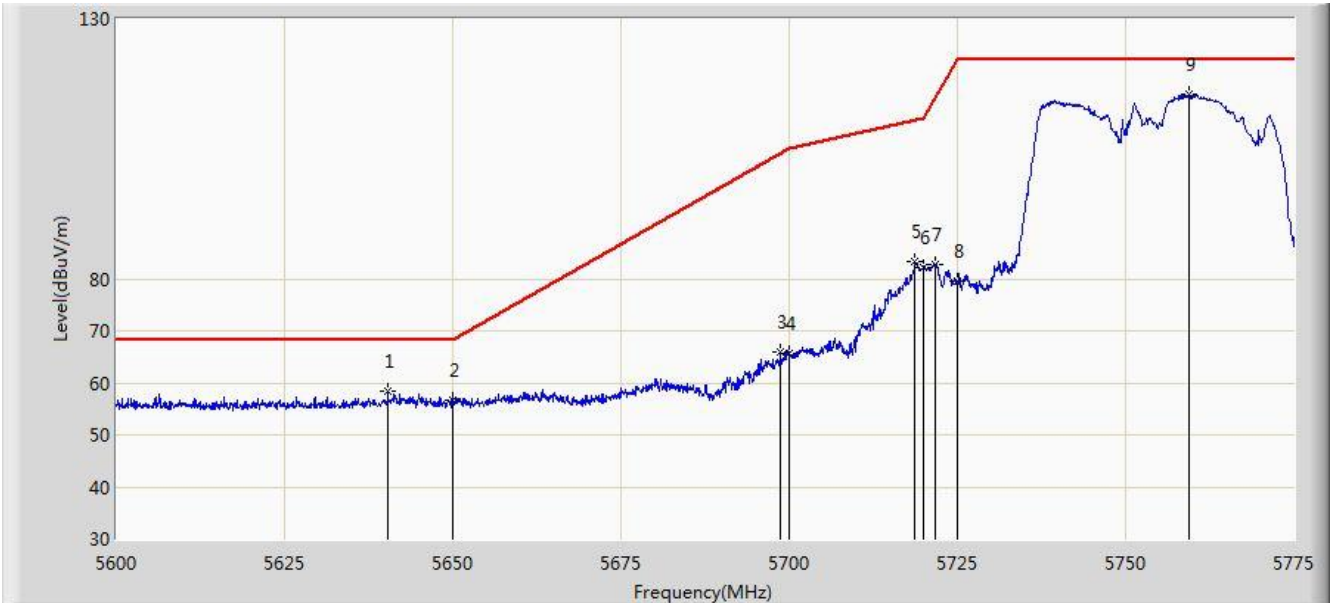


No	Flag	Mark	Frequency (MHz)	Measure Level (dBuV/m)	Reading Level (dBuV)	Margin (dB)	Limit (dBuV/m)	Factor (dB)	Type
1			5146.450	50.661	46.485	-3.339	54.000	4.176	AV
2			5150.000	49.766	45.597	-4.234	54.000	4.170	AV
3		*	5184.000	100.900	96.845	N/A	N/A	4.055	AV

Note: Measure Level (dB μ V/m) = Reading Level (dB μ V) + Factor (dB)

Factor (dB) = Cable Loss (dB) + Antenna Factor (dB) (dB/m) - Pre_Amplifier Gain (dB)

Site: AC1	Time: 2017/08/12 - 16:38
Limit: FCC_Part15.407_RE(3m)	Engineer: Kevin Ker
Probe: BBHA9120D_1GHz_18GHz	Polarity: Horizontal
EUT: AC220 Wi-Fi AP OD directional antenna US	Power: DC 54V
Test Mode: Transmit by 802.11ac-VHT40 at Channel 5755MHz Ant 1 + 2 (CDD Mode)	

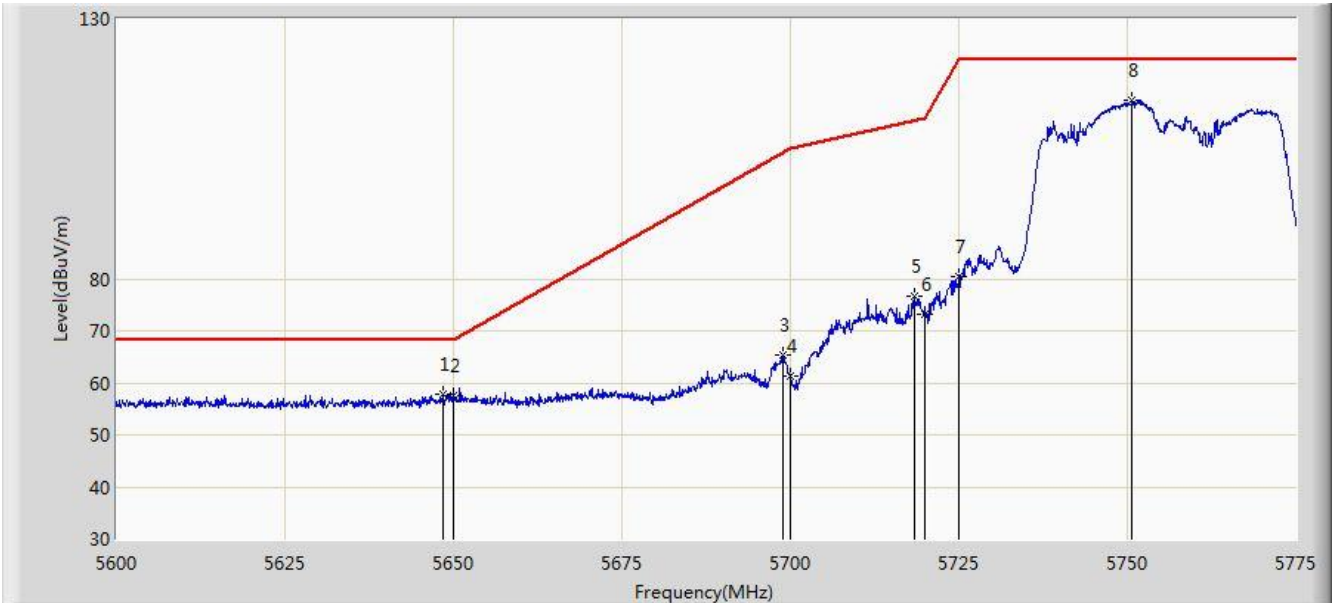


No	Flag	Mark	Frequency (MHz)	Measure Level (dBuV/m)	Reading Level (dBuV)	Margin (dB)	Limit (dBuV/m)	Factor (dB)	Type
1			5640.337	58.458	53.819	-9.742	68.200	4.638	PK
2			5650.000	56.535	51.864	-11.665	68.200	4.671	PK
3			5698.788	65.909	61.037	-38.538	104.447	4.872	PK
4			5700.000	65.758	60.880	-39.442	105.200	4.878	PK
5			5718.737	83.304	78.315	-27.143	110.447	4.989	PK
6			5720.000	82.239	77.242	-28.561	110.800	4.997	PK
7			5721.625	82.666	77.659	-31.840	114.506	5.007	PK
8			5725.000	79.449	74.420	-42.751	122.200	5.029	PK
9		*	5759.513	115.600	110.363	N/A	N/A	5.237	PK

Note: Measure Level (dBuV/m) = Reading Level (dBuV) + Factor (dB)

Factor (dB) = Cable Loss (dB) + Antenna Factor (dB) (dB/m) - Pre_Amplifier Gain (dB)

Site: AC1	Time: 2017/08/12 - 16:41
Limit: FCC_Part15.407_RE(3m)	Engineer: Kevin Ker
Probe: BBHA9120D_1GHz_18GHz	Polarity: Vertical
EUT: AC220 Wi-Fi AP OD directional antenna US	Power: DC 54V
Test Mode: Transmit by 802.11ac-VHT40 at Channel 5755MHz Ant 1 + 2 (CDD Mode)	

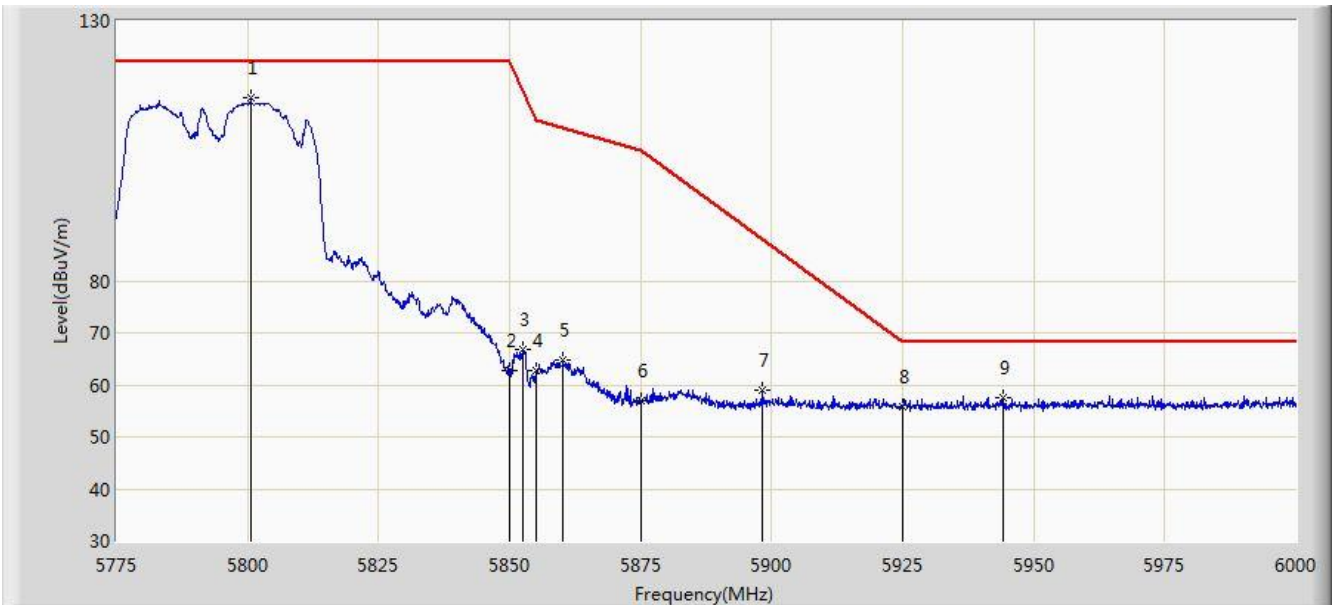


No	Flag	Mark	Frequency (MHz)	Measure Level (dBuV/m)	Reading Level (dBuV)	Margin (dB)	Limit (dBuV/m)	Factor (dB)	Type
1			5648.562	57.891	53.225	-10.309	68.200	4.666	PK
2			5650.000	57.663	52.992	-10.537	68.200	4.671	PK
3			5698.962	65.254	60.381	-39.301	104.555	4.872	PK
4			5700.000	61.437	56.559	-43.763	105.200	4.878	PK
5			5718.388	76.760	71.773	-33.590	110.349	4.986	PK
6			5720.000	73.270	68.273	-37.530	110.800	4.997	PK
7			5725.000	80.441	75.412	-41.759	122.200	5.029	PK
8		*	5750.763	114.445	109.257	N/A	N/A	5.187	PK

Note: Measure Level (dB μ V/m) = Reading Level (dB μ V) + Factor (dB)

Factor (dB) = Cable Loss (dB) + Antenna Factor (dB) (dB/m) - Pre_Amplifier Gain (dB)

Site: AC1	Time: 2017/08/12 - 16:44
Limit: FCC_Part15.407_RE(3m)	Engineer: Kevin Ker
Probe: BBHA9120D_1GHz_18GHz	Polarity: Horizontal
EUT: AC220 Wi-Fi AP OD directional antenna US	Power: DC 54V
Test Mode: Transmit by 802.11ac-VHT40 at Channel 5795MHz Ant 1 + 2 (CDD Mode)	

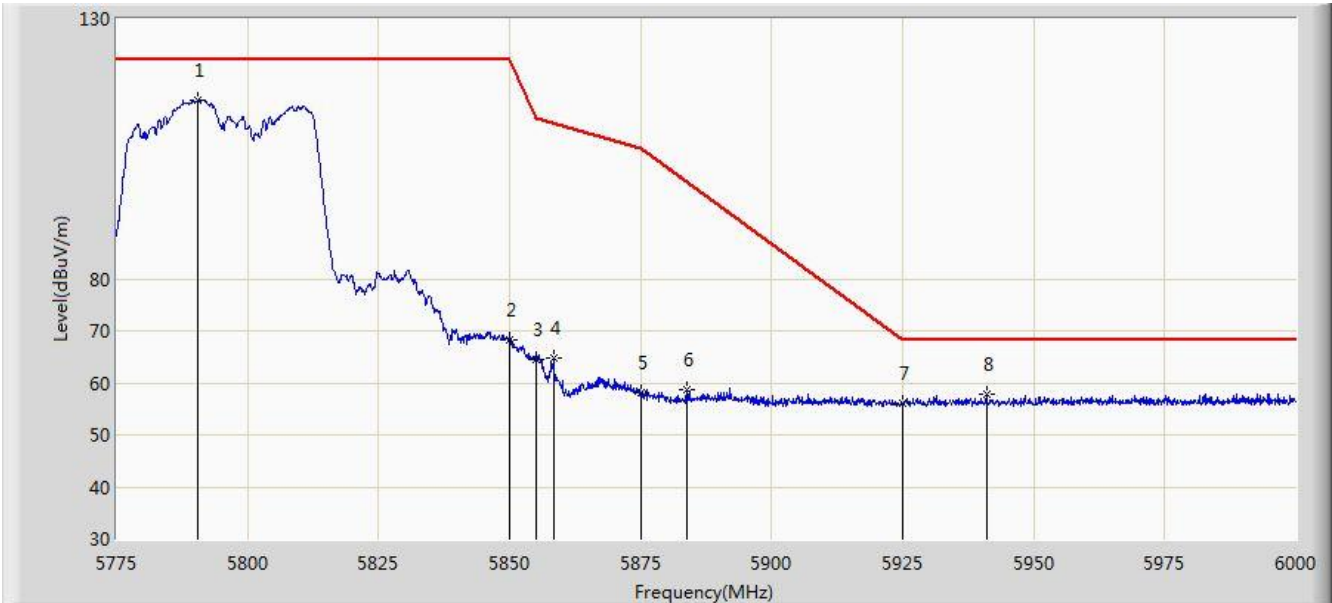


No	Flag	Mark	Frequency (MHz)	Measure Level (dBuV/m)	Reading Level (dBuV)	Margin (dB)	Limit (dBuV/m)	Factor (dB)	Type
1		*	5800.650	115.112	109.663	N/A	N/A	5.449	PK
2			5850.000	62.687	56.961	-59.513	122.200	5.726	PK
3			5852.513	66.687	60.951	-49.782	116.469	5.736	PK
4			5855.000	62.659	56.913	-48.141	110.800	5.746	PK
5			5860.163	64.643	58.875	-44.710	109.353	5.767	PK
6			5875.000	56.886	51.066	-48.314	105.200	5.820	PK
7			5898.300	58.870	52.972	-31.757	90.628	5.898	PK
8			5925.000	55.725	49.759	-12.475	68.200	5.967	PK
9			5944.087	57.583	51.570	-10.617	68.200	6.012	PK

Note: Measure Level (dB μ V/m) = Reading Level (dB μ V) + Factor (dB)

Factor (dB) = Cable Loss (dB) + Antenna Factor (dB) (dB/m) - Pre_Amplifier Gain (dB)

Site: AC1	Time: 2017/08/12 - 16:47
Limit: FCC_Part15.407_RE(3m)	Engineer: Kevin Ker
Probe: BBHA9120D_1GHz_18GHz	Polarity: Vertical
EUT: AC220 Wi-Fi AP OD directional antenna US	Power: DC 54V
Test Mode: Transmit by 802.11ac-VHT40 at Channel 5795MHz Ant 1 + 2 (CDD Mode)	



No	Flag	Mark	Frequency (MHz)	Measure Level (dBuV/m)	Reading Level (dBuV)	Margin (dB)	Limit (dBuV/m)	Factor (dB)	Type
1		*	5790.638	114.451	109.056	N/A	N/A	5.396	PK
2			5850.000	68.395	62.669	-53.805	122.200	5.726	PK
3			5855.000	64.566	58.820	-46.234	110.800	5.746	PK
4			5858.362	64.676	58.916	-45.181	109.857	5.760	PK
5			5875.000	58.137	52.317	-47.063	105.200	5.820	PK
6			5883.788	58.670	52.820	-41.027	99.697	5.850	PK
7			5925.000	55.969	50.003	-12.231	68.200	5.967	PK
8			5940.937	57.814	51.808	-10.386	68.200	6.006	PK

Note: Measure Level (dBμV/m) = Reading Level (dBμV) + Factor (dB)

Factor (dB) = Cable Loss (dB) + Antenna Factor (dB) (dB/m) - Pre_Amplifier Gain (dB)

Site: AC1	Time: 2017/08/12 - 16:58
Limit: FCC_Part15.209_RE(3m)	Engineer: Kevin Ker
Probe: BBHA9120D_1GHz_18GHz	Polarity: Horizontal
EUT: AC220 Wi-Fi AP OD directional antenna US	Power: DC 54V
Test Mode: Transmit by 802.11ac-VHT80 at Channel 5210MHz Ant 1 + 2 (CDD Mode)	

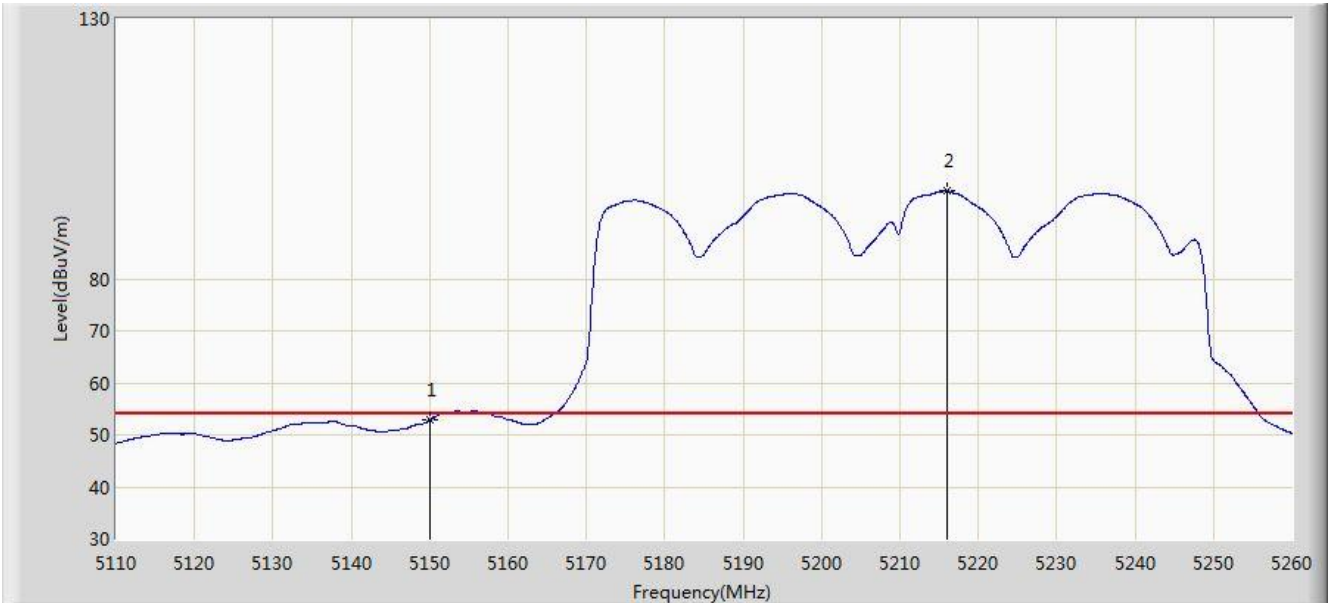


No	Flag	Mark	Frequency (MHz)	Measure Level (dBuV/m)	Reading Level (dBuV)	Margin (dB)	Limit (dBuV/m)	Factor (dB)	Type
1			5135.950	67.780	63.605	-6.220	74.000	4.175	PK
2			5150.000	66.627	62.458	-7.373	74.000	4.170	PK
3		*	5234.275	110.793	106.896	N/A	N/A	3.897	PK

Note: Measure Level (dB μ V/m) = Reading Level (dB μ V) + Factor (dB)

Factor (dB) = Cable Loss (dB) + Antenna Factor (dB) (dB/m) - Pre_Amplifier Gain (dB)

Site: AC1	Time: 2017/08/12 - 16:56
Limit: FCC_Part15.209_RE(3m)	Engineer: Kevin Ker
Probe: BBHA9120D_1GHz_18GHz	Polarity: Horizontal
EUT: AC220 Wi-Fi AP OD directional antenna US	Power: DC 54V
Test Mode: Transmit by 802.11ac-VHT80 at Channel 5210MHz Ant 1 + 2 (CDD Mode)	

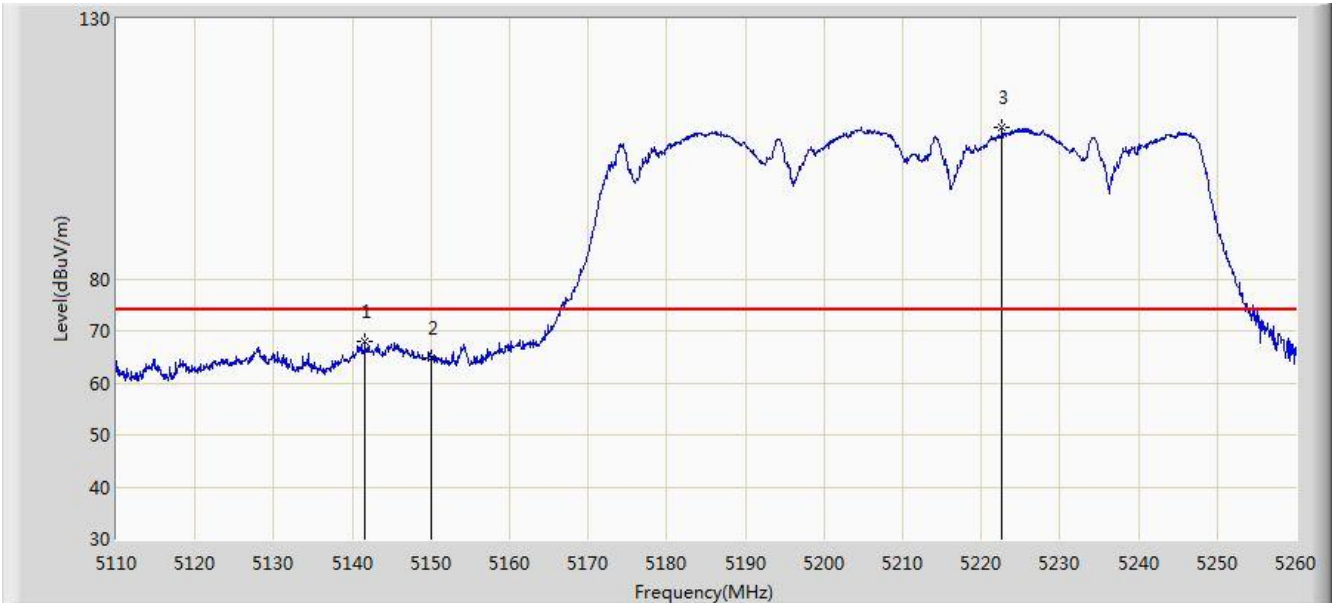


No	Flag	Mark	Frequency (MHz)	Measure Level (dBuV/m)	Reading Level (dBuV)	Margin (dB)	Limit (dBuV/m)	Factor (dB)	Type
1			5150.000	52.849	48.680	-1.151	54.000	4.170	AV
2		*	5216.050	96.835	92.884	N/A	N/A	3.951	AV

Note: Measure Level (dB μ V/m) = Reading Level (dB μ V) + Factor (dB)

Factor (dB) = Cable Loss (dB) + Antenna Factor (dB) (dB/m) - Pre_Amplifier Gain (dB)

Site: AC1	Time: 2017/08/12 - 16:58
Limit: FCC_Part15.209_RE(3m)	Engineer: Kevin Ker
Probe: BBHA9120D_1GHz_18GHz	Polarity: Vertical
EUT: AC220 Wi-Fi AP OD directional antenna US	Power: DC 54V
Test Mode: Transmit by 802.11ac-VHT80 at Channel 5210MHz Ant 1 + 2 (CDD Mode)	

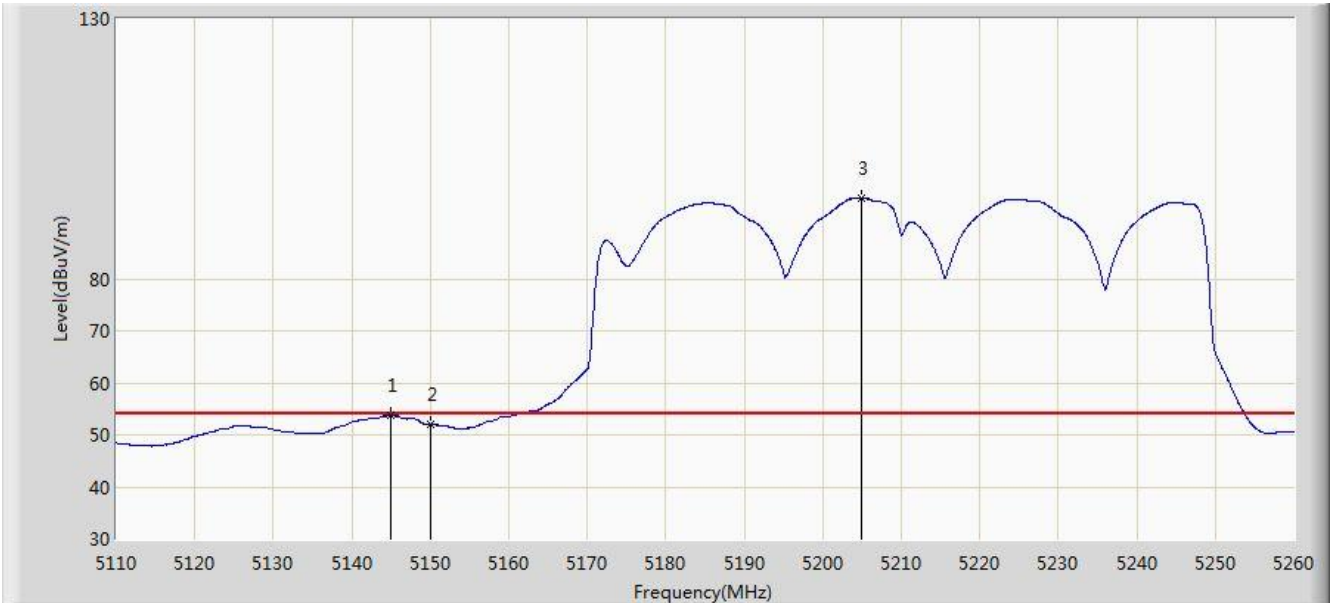


No	Flag	Mark	Frequency (MHz)	Measure Level (dBuV/m)	Reading Level (dBuV)	Margin (dB)	Limit (dBuV/m)	Factor (dB)	Type
1			5141.575	68.064	63.888	-5.936	74.000	4.176	PK
2			5150.000	64.653	60.484	-9.347	74.000	4.170	PK
3		*	5222.575	109.228	105.297	N/A	N/A	3.931	PK

Note: Measure Level (dBμV/m) = Reading Level (dBμV) + Factor (dB)

Factor (dB) = Cable Loss (dB) + Antenna Factor (dB) (dB/m) - Pre_Amplifier Gain (dB)

Site: AC1	Time: 2017/08/12 - 17:00
Limit: FCC_Part15.209_RE(3m)	Engineer: Kevin Ker
Probe: BBHA9120D_1GHz_18GHz	Polarity: Vertical
EUT: AC220 Wi-Fi AP OD directional antenna US	Power: DC 54V
Test Mode: Transmit by 802.11ac-VHT80 at Channel 5210MHz Ant 1 + 2 (CDD Mode)	

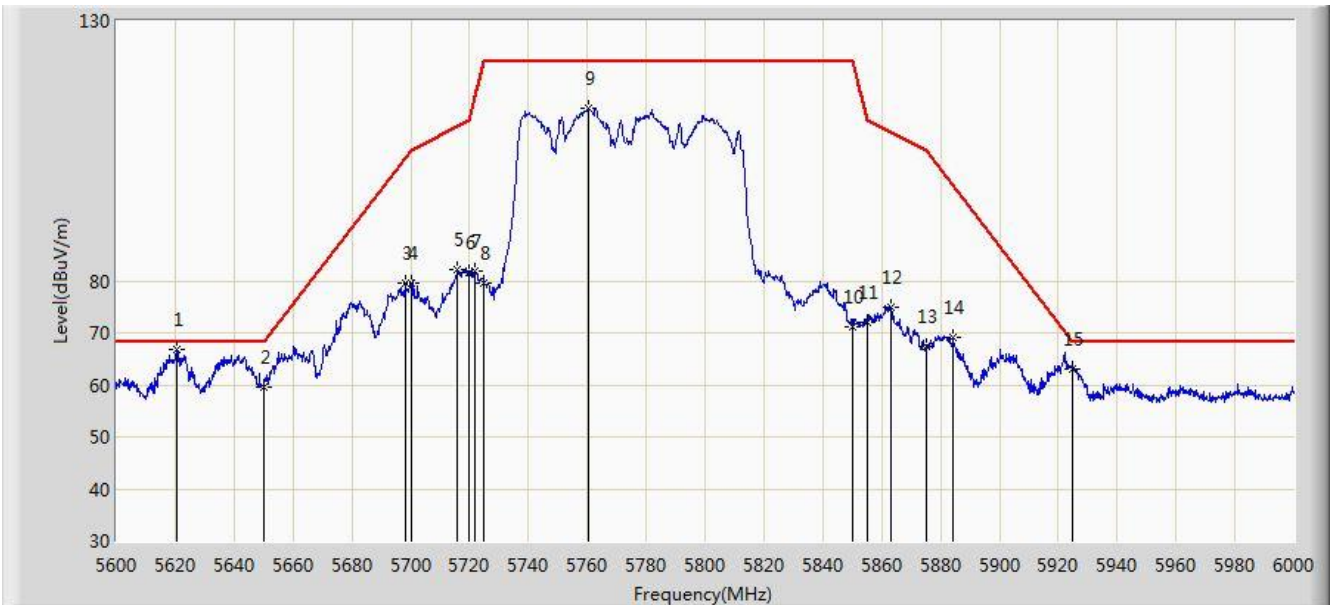


No	Flag	Mark	Frequency (MHz)	Measure Level (dBuV/m)	Reading Level (dBuV)	Margin (dB)	Limit (dBuV/m)	Factor (dB)	Type
1			5145.025	53.766	49.590	-0.234	54.000	4.176	AV
2			5150.000	52.134	47.965	-1.866	54.000	4.170	AV
3		*	5204.875	95.562	91.578	N/A	N/A	3.983	AV

Note: Measure Level (dB μ V/m) = Reading Level (dB μ V) + Factor (dB)

Factor (dB) = Cable Loss (dB) + Antenna Factor (dB) (dB/m) - Pre_Amplifier Gain (dB)

Site: AC1	Time: 2017/08/12 - 17:13
Limit: FCC_Part15.407_RE(3m)	Engineer: Kevin Ker
Probe: BBHA9120D_1GHz_18GHz	Polarity: Horizontal
EUT: AC220 Wi-Fi AP OD directional antenna US	Power: DC 54V
Test Mode: Transmit by 802.11ac-VHT80 at Channel 5775MHz Ant 1 + 2 (CDD Mode)	

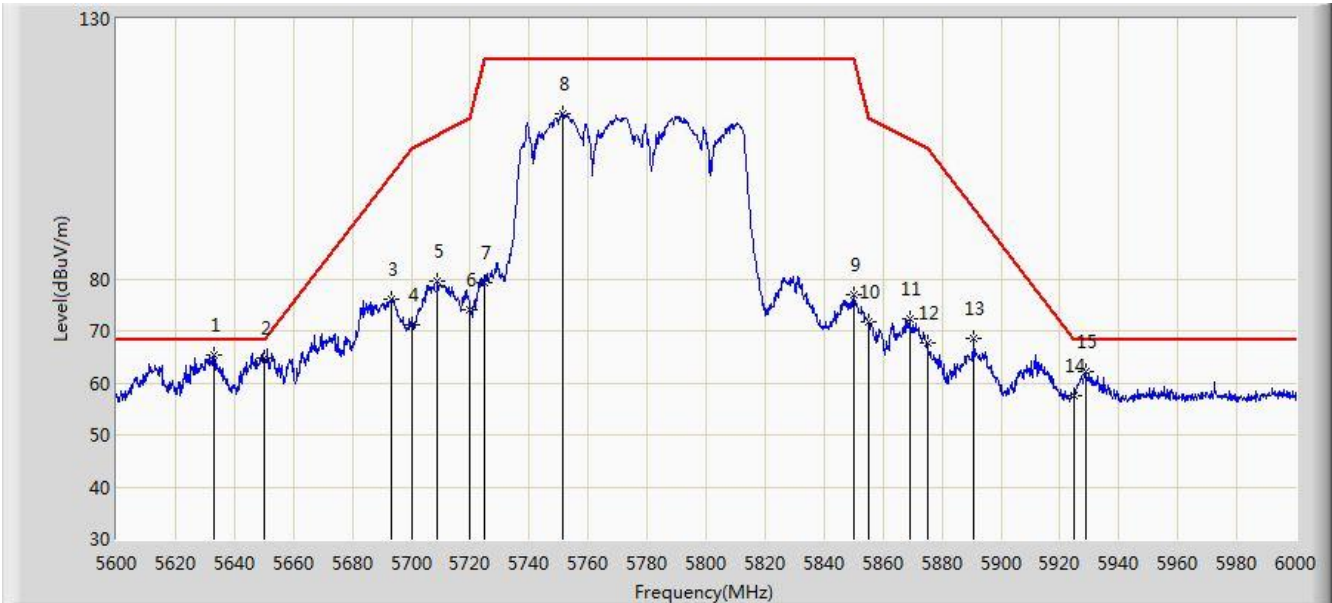


No	Flag	Mark	Frequency (MHz)	Measure Level (dBuV/m)	Reading Level (dBuV)	Margin (dB)	Limit (dBuV/m)	Factor (dB)	Type
1		*	5620.400	66.956	62.374	-1.244	68.200	4.581	PK
2			5650.000	59.590	54.919	-8.610	68.200	4.671	PK
3			5698.000	79.683	74.815	-24.275	103.957	4.868	PK
4			5700.000	79.465	74.587	-25.735	105.200	4.878	PK
5			5716.000	82.204	77.233	-27.477	109.682	4.971	PK
6			5720.000	81.519	76.522	-29.281	110.800	4.997	PK
7			5722.000	81.870	76.860	-33.491	115.361	5.010	PK
8			5725.000	79.635	74.606	-42.565	122.200	5.029	PK
9			5760.600	113.133	107.890	N/A	N/A	5.244	PK
10			5850.000	71.252	65.526	-50.948	122.200	5.726	PK
11			5855.000	72.042	66.296	-38.758	110.800	5.746	PK
12			5863.400	74.934	69.154	-33.512	108.446	5.779	PK
13			5875.000	67.256	61.436	-37.944	105.200	5.820	PK
14			5884.200	69.062	63.211	-30.377	99.439	5.851	PK
15			5925.000	63.092	57.126	-5.108	68.200	5.967	PK

Note: Measure Level (dBuV/m) = Reading Level (dBuV) + Factor (dB)

Factor (dB) = Cable Loss (dB) + Antenna Factor (dB) (dB/m) - Pre_Amplifier Gain (dB)

Site: AC1	Time: 2017/08/12 - 17:17
Limit: FCC_Part15.407_RE(3m)	Engineer: Kevin Ker
Probe: BBHA9120D_1GHz_18GHz	Polarity: Vertical
EUT: AC220 Wi-Fi AP OD directional antenna US	Power: DC 54V
Test Mode: Transmit by 802.11ac-VHT80 at Channel 5775MHz Ant 1 + 2 (CDD Mode)	

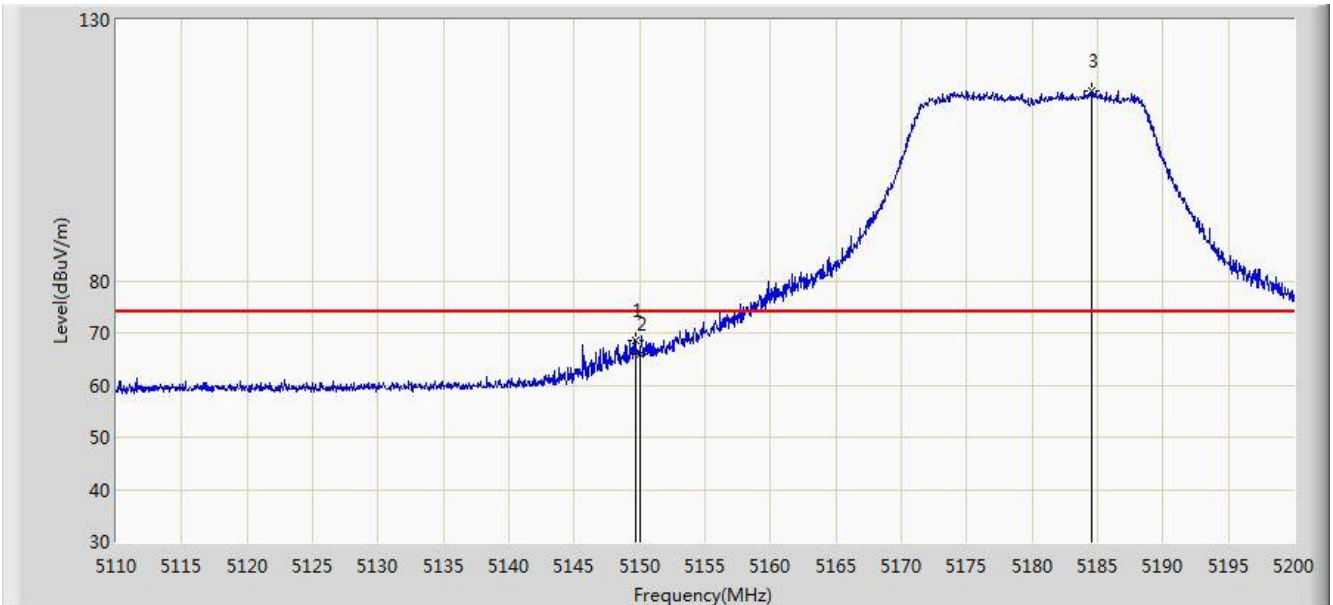


No	Flag	Mark	Frequency (MHz)	Measure Level (dBuV/m)	Reading Level (dBuV)	Margin (dB)	Limit (dBuV/m)	Factor (dB)	Type
1		*	5633.200	65.455	60.837	-2.745	68.200	4.618	PK
2			5650.000	64.915	60.244	-3.285	68.200	4.671	PK
3			5693.000	76.215	71.374	-24.633	100.849	4.841	PK
4			5700.000	71.043	66.165	-34.157	105.200	4.878	PK
5			5709.000	79.541	74.615	-28.181	107.722	4.926	PK
6			5720.000	74.183	69.186	-36.617	110.800	4.997	PK
7			5725.000	79.316	74.287	-42.884	122.200	5.029	PK
8			5751.200	111.757	106.567	N/A	N/A	5.191	PK
9			5850.000	77.030	71.304	-45.170	122.200	5.726	PK
10			5855.000	71.815	66.069	-38.985	110.800	5.746	PK
11			5869.000	72.333	66.534	-34.545	106.878	5.799	PK
12			5875.000	67.769	61.949	-37.431	105.200	5.820	PK
13			5890.800	68.491	62.617	-26.821	95.312	5.874	PK
14			5925.000	57.494	51.528	-10.706	68.200	5.967	PK
15			5928.600	62.162	56.187	-6.038	68.200	5.976	PK

Note: Measure Level (dBuV/m) = Reading Level (dBuV) + Factor (dB)

Factor (dB) = Cable Loss (dB) + Antenna Factor (dB) (dB/m) - Pre_Amplifier Gain (dB)

Site: AC1	Time: 2017/08/28 - 10:53
Limit: FCC_Part15.209_RE(3m)	Engineer: Kevin Ker
Probe: BBHA9120D_1GHz_18GHz	Polarity: Horizontal
EUT: AC220 Wi-Fi AP OD directional antenna US	Power: DC 54V
Test Mode: Transmit by 802.11n-HT20 at channel 5180MHz Ant 1 + 2 (Beam-Forming Mode)	

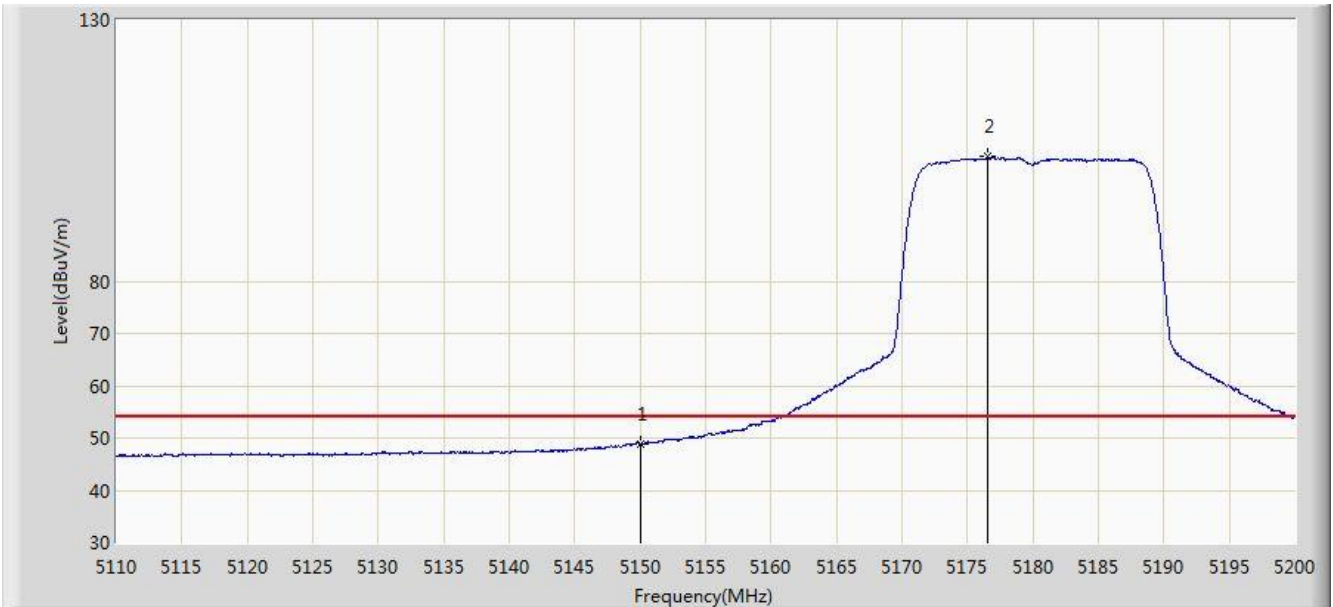


No	Flag	Mark	Frequency (MHz)	Measure Level (dBuV/m)	Reading Level (dBuV)	Margin (dB)	Limit (dBuV/m)	Factor (dB)	Type
1			5149.645	68.644	64.474	-5.356	74.000	4.170	PK
2			5150.000	65.878	61.709	-8.122	74.000	4.170	PK
3		*	5184.520	116.257	112.204	N/A	N/A	4.052	PK

Note: Measure Level (dBμV/m) = Reading Level (dBμV) + Factor (dB)

Factor (dB) = Cable Loss (dB) + Antenna Factor (dB) (dB/m) - Pre_Amplifier Gain (dB)

Site: AC1	Time: 2017/08/28 - 10:56
Limit: FCC_Part15.209_RE(3m)	Engineer: Kevin Ker
Probe: BBHA9120D_1GHz_18GHz	Polarity: Horizontal
EUT: AC220 Wi-Fi AP OD directional antenna US	Power: DC 54V
Test Mode: Transmit by 802.11n-HT20 at channel 5180MHz Ant 1 + 2 (Beam-Forming Mode)	

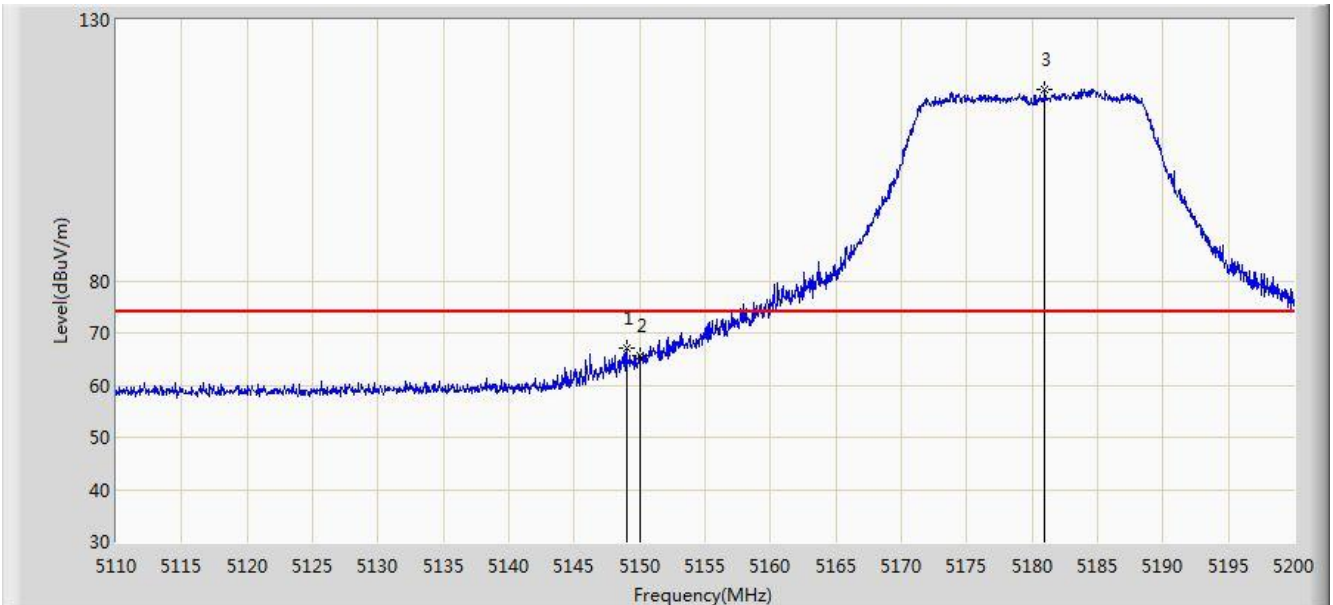


No	Flag	Mark	Frequency (MHz)	Measure Level (dBuV/m)	Reading Level (dBuV)	Margin (dB)	Limit (dBuV/m)	Factor (dB)	Type
1			5150.000	48.973	44.804	-5.027	54.000	4.170	AV
2		*	5176.555	103.784	99.703	N/A	N/A	4.081	AV

Note: Measure Level (dB μ V/m) = Reading Level (dB μ V) + Factor (dB)

Factor (dB) = Cable Loss (dB) + Antenna Factor (dB) (dB/m) - Pre_Amplifier Gain (dB)

Site: AC1	Time: 2017/08/28 - 10:56
Limit: FCC_Part15.209_RE(3m)	Engineer: Kevin Ker
Probe: BBHA9120D_1GHz_18GHz	Polarity: Vertical
EUT: AC220 Wi-Fi AP OD directional antenna US	Power: DC 54V
Test Mode: Transmit by 802.11n-HT20 at channel 5180MHz Ant 1 + 2 (Beam-Forming Mode)	

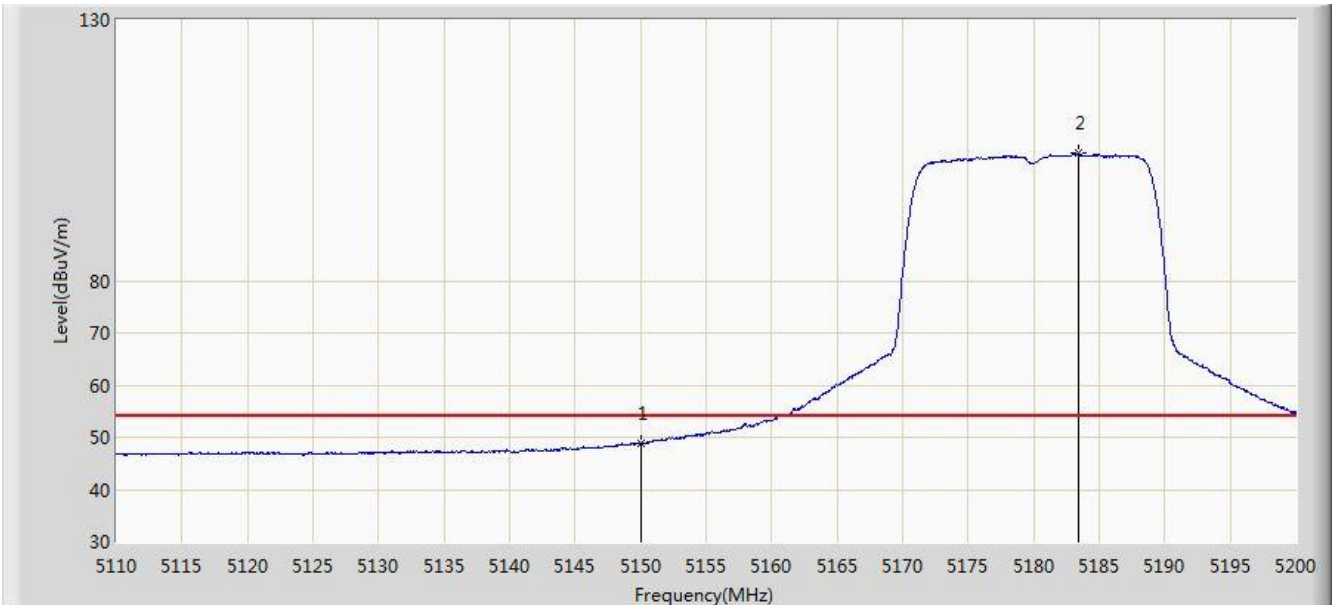


No	Flag	Mark	Frequency (MHz)	Measure Level (dBuV/m)	Reading Level (dBuV)	Margin (dB)	Limit (dBuV/m)	Factor (dB)	Type
1			5148.970	67.165	62.992	-6.835	74.000	4.173	PK
2			5150.000	65.614	61.445	-8.386	74.000	4.170	PK
3		*	5180.965	116.804	112.739	N/A	N/A	4.066	PK

Note: Measure Level (dB μ V/m) = Reading Level (dB μ V) + Factor (dB)

Factor (dB) = Cable Loss (dB) + Antenna Factor (dB) (dB/m) - Pre_Amplifier Gain (dB)

Site: AC1	Time: 2017/08/28 - 10:57
Limit: FCC_Part15.209_RE(3m)	Engineer: Kevin Ker
Probe: BBHA9120D_1GHz_18GHz	Polarity: Vertical
EUT: AC220 Wi-Fi AP OD directional antenna US	Power: DC 54V
Test Mode: Transmit by 802.11n-HT20 at channel 5180MHz Ant 1 + 2 (Beam-Forming Mode)	

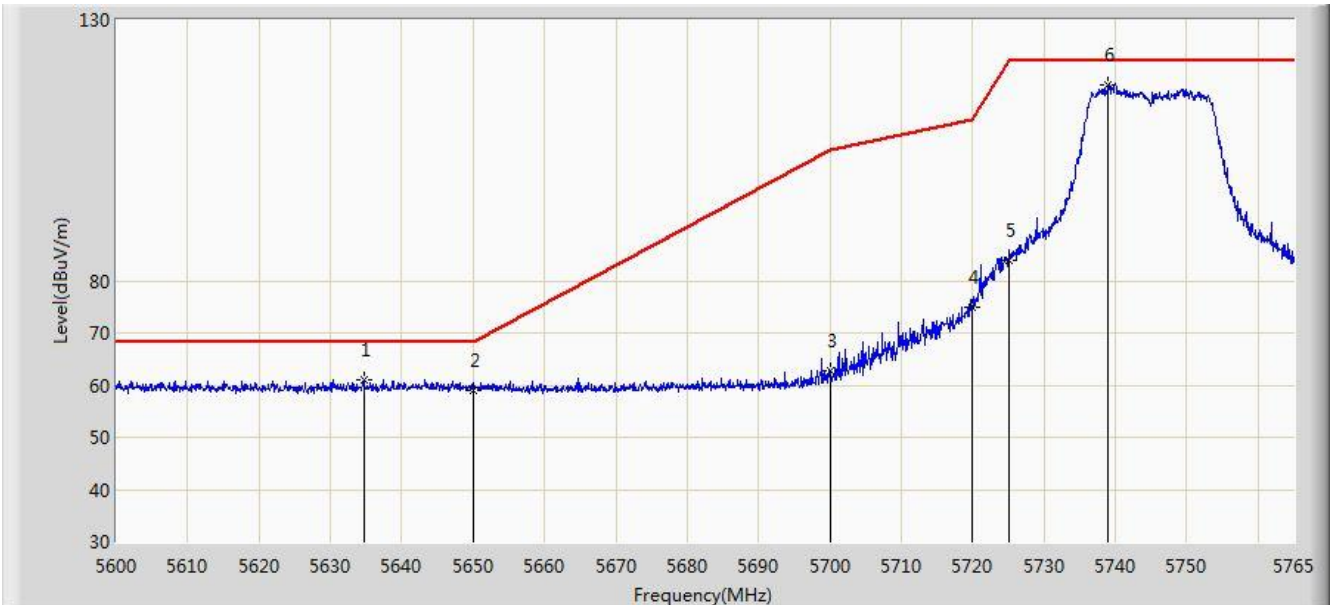


No	Flag	Mark	Frequency (MHz)	Measure Level (dBuV/m)	Reading Level (dBuV)	Margin (dB)	Limit (dBuV/m)	Factor (dB)	Type
1			5150.000	48.859	44.690	-5.141	54.000	4.170	AV
2		*	5183.440	104.514	100.457	N/A	N/A	4.056	AV

Note: Measure Level (dB μ V/m) = Reading Level (dB μ V) + Factor (dB)

Factor (dB) = Cable Loss (dB) + Antenna Factor (dB) (dB/m) - Pre_Amplifier Gain (dB)

Site: AC1	Time: 2017/08/28 - 11:56
Limit: FCC_Part15.407_RE(3m)	Engineer: Kevin Ker
Probe: BBHA9120D_1GHz_18GHz	Polarity: Horizontal
EUT: AC220 Wi-Fi AP OD directional antenna US	Power: DC 54V
Test Mode: Transmit by 802.11n-HT20 at channel 5745MHz Ant 1 + 2 (Beam-Forming Mode)	

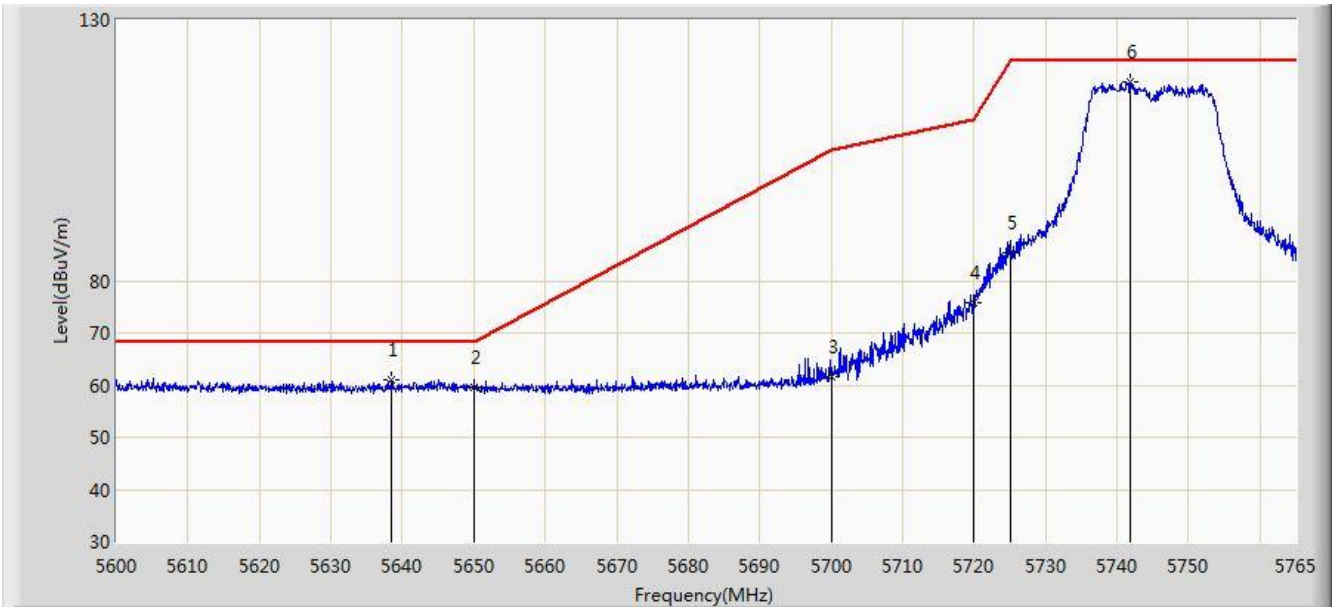


No	Flag	Mark	Frequency (MHz)	Measure Level (dBuV/m)	Reading Level (dBuV)	Margin (dB)	Limit (dBuV/m)	Factor (dB)	Type
1			5634.650	60.972	56.350	-7.228	68.200	4.623	PK
2			5650.000	59.099	54.428	-9.101	68.200	4.671	PK
3			5700.000	62.753	57.875	-42.447	105.200	4.878	PK
4			5720.000	74.804	69.807	-35.996	110.800	4.997	PK
5			5725.000	83.970	78.941	-38.230	122.200	5.029	PK
6		*	5738.930	117.569	112.451	N/A	N/A	5.118	PK

Note: Measure Level (dBμV/m) = Reading Level (dBμV) + Factor (dB)

Factor (dB) = Cable Loss (dB) + Antenna Factor (dB) (dB/m) - Pre_Amplifier Gain (dB)

Site: AC1	Time: 2017/08/28 - 11:58
Limit: FCC_Part15.407_RE(3m)	Engineer: Kevin Ker
Probe: BBHA9120D_1GHz_18GHz	Polarity: Vertical
EUT: AC220 Wi-Fi AP OD directional antenna US	Power: DC 54V
Test Mode: Transmit by 802.11n-HT20 at channel 5745MHz Ant 1 + 2 (Beam-Forming Mode)	

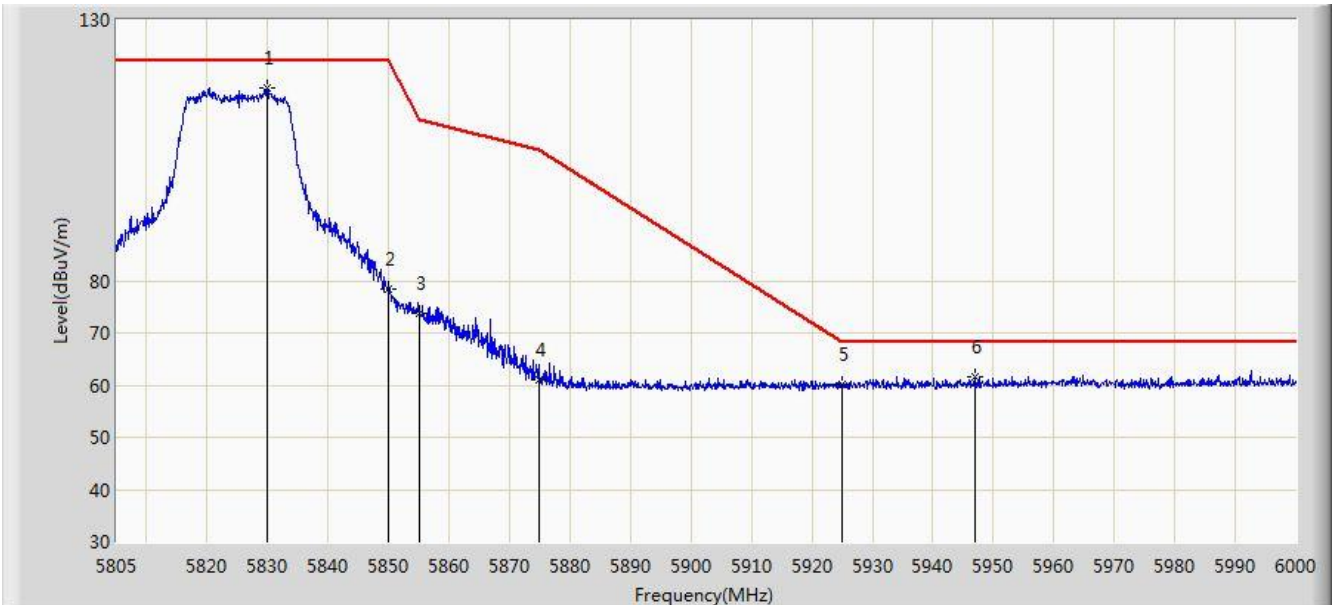


No	Flag	Mark	Frequency (MHz)	Measure Level (dBuV/m)	Reading Level (dBuV)	Margin (dB)	Limit (dBuV/m)	Factor (dB)	Type
1			5638.445	61.016	56.383	-7.184	68.200	4.633	PK
2			5650.000	59.513	54.842	-8.687	68.200	4.671	PK
3			5700.000	61.714	56.836	-43.486	105.200	4.878	PK
4			5720.000	75.667	70.670	-35.133	110.800	4.997	PK
5			5725.000	85.426	80.397	-36.774	122.200	5.029	PK
6		*	5741.817	118.063	112.927	N/A	N/A	5.137	PK

Note: Measure Level (dBμV/m) = Reading Level (dBμV) + Factor (dB)

Factor (dB) = Cable Loss (dB) + Antenna Factor (dB) (dB/m) - Pre_Amplifier Gain (dB)

Site: AC1	Time: 2017/08/28 - 12:00
Limit: FCC_Part15.407_RE(3m)	Engineer: Kevin Ker
Probe: BBHA9120D_1GHz_18GHz	Polarity: Horizontal
EUT: AC220 Wi-Fi AP OD directional antenna US	Power: DC 54V
Test Mode: Transmit by 802.11n-HT20 at channel 5825MHz Ant 1 + 2 (Beam-Forming Mode)	

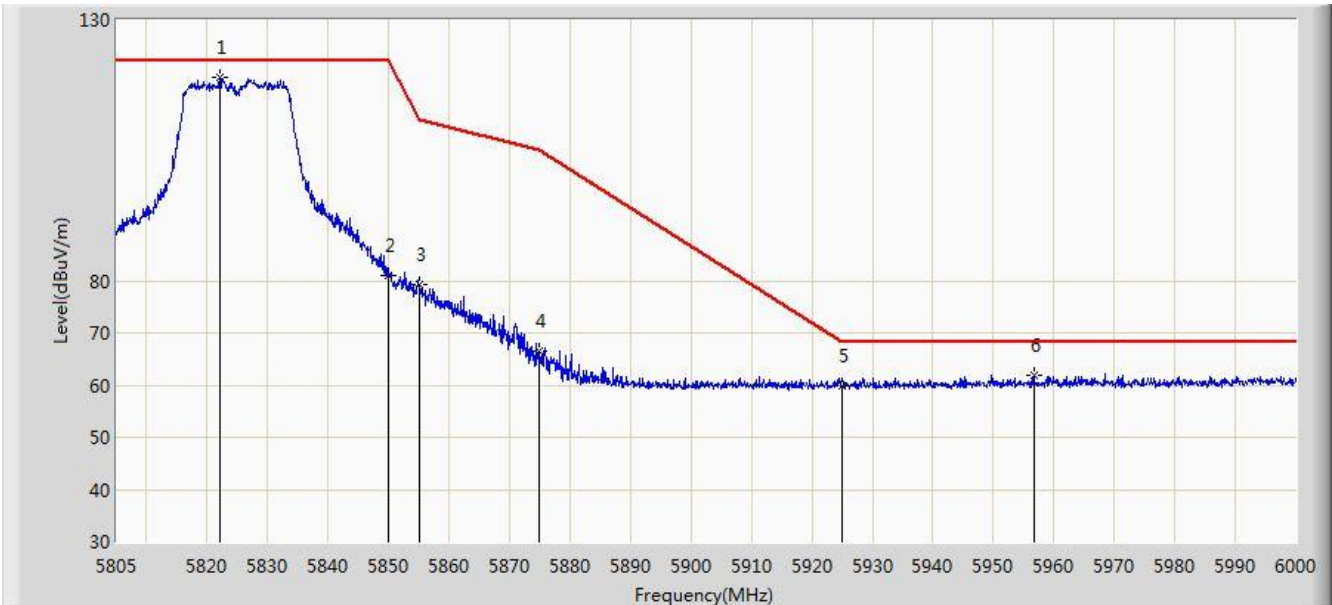


No	Flag	Mark	Frequency (MHz)	Measure Level (dBuV/m)	Reading Level (dBuV)	Margin (dB)	Limit (dBuV/m)	Factor (dB)	Type
1		*	5829.862	117.096	111.480	N/A	N/A	5.616	PK
2			5850.000	78.440	72.714	-43.760	122.200	5.726	PK
3			5855.000	73.626	67.880	-37.174	110.800	5.746	PK
4			5875.000	60.903	55.083	-44.297	105.200	5.820	PK
5			5925.000	60.075	54.109	-8.125	68.200	5.967	PK
6			5946.862	61.545	55.525	-6.655	68.200	6.020	PK

Note: Measure Level (dBμV/m) = Reading Level (dBμV) + Factor (dB)

Factor (dB) = Cable Loss (dB) + Antenna Factor (dB) (dB/m) - Pre_Amplifier Gain (dB)

Site: AC1	Time: 2017/08/28 - 12:02
Limit: FCC_Part15.407_RE(3m)	Engineer: Kevin Ker
Probe: BBHA9120D_1GHz_18GHz	Polarity: Vertical
EUT: AC220 Wi-Fi AP OD directional antenna US	Power: DC 54V
Test Mode: Transmit by 802.11n-HT20 at channel 5825MHz Ant 1 + 2 (Beam-Forming Mode)	

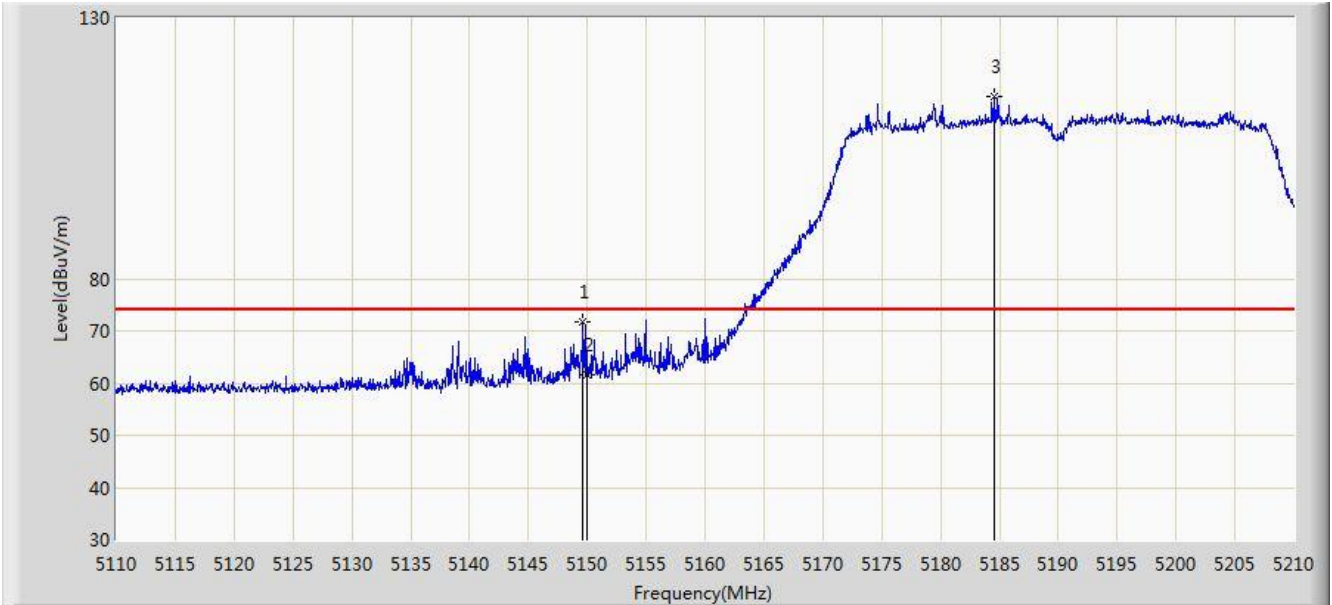


No	Flag	Mark	Frequency (MHz)	Measure Level (dBuV/m)	Reading Level (dBuV)	Margin (dB)	Limit (dBuV/m)	Factor (dB)	Type
1		*	5822.062	118.969	113.398	N/A	N/A	5.571	PK
2			5850.000	80.920	75.194	-41.280	122.200	5.726	PK
3			5855.000	79.179	73.433	-31.621	110.800	5.746	PK
4			5875.000	66.496	60.676	-38.704	105.200	5.820	PK
5			5925.000	59.807	53.841	-8.393	68.200	5.967	PK
6			5956.710	61.982	55.944	-6.218	68.200	6.038	PK

Note: Measure Level (dB μ V/m) = Reading Level (dB μ V) + Factor (dB)

Factor (dB) = Cable Loss (dB) + Antenna Factor (dB) (dB/m) - Pre_Amplifier Gain (dB)

Site: AC1	Time: 2017/08/28 - 13:24
Limit: FCC_Part15.209_RE(3m)	Engineer: Kevin Ker
Probe: BBHA9120D_1GHz_18GHz	Polarity: Horizontal
EUT: AC220 Wi-Fi AP OD directional antenna US	Power: DC 54V
Test Mode: Transmit by 802.11n-HT40 at channel 5190MHz Ant 1 + 2 (Beam-Forming Mode)	

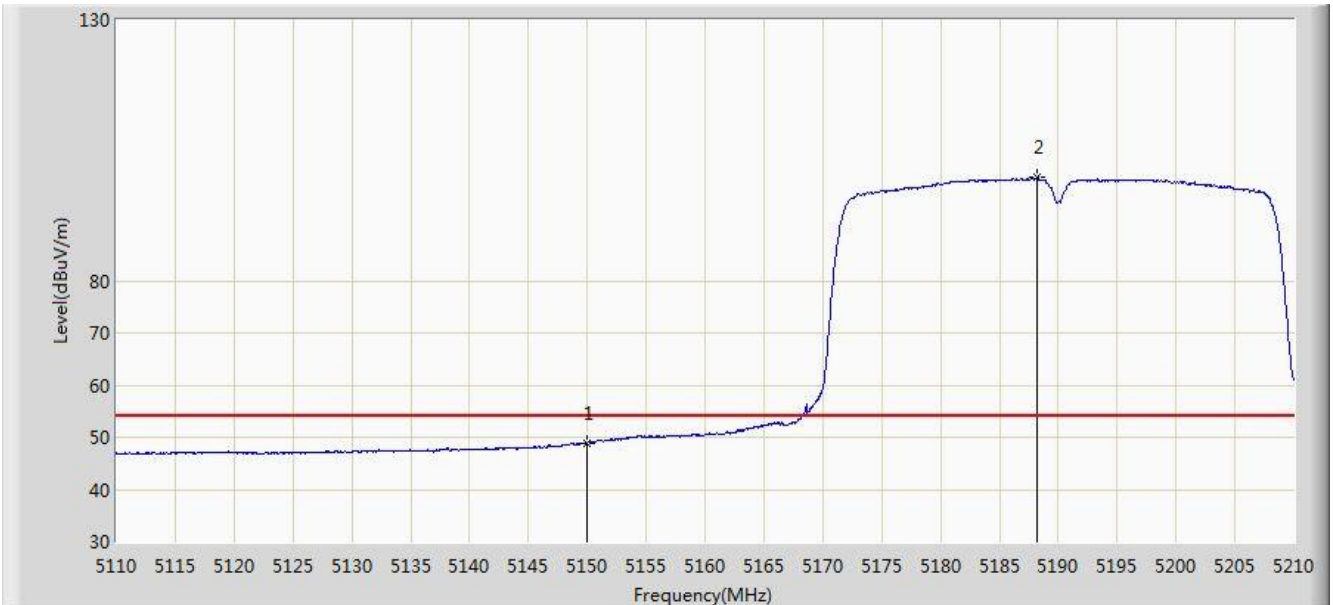


No	Flag	Mark	Frequency (MHz)	Measure Level (dBuV/m)	Reading Level (dBuV)	Margin (dB)	Limit (dBuV/m)	Factor (dB)	Type
1			5149.650	71.714	67.544	-2.286	74.000	4.170	PK
2			5150.000	61.525	57.356	-12.475	74.000	4.170	PK
3		*	5184.600	115.025	110.972	N/A	N/A	4.052	PK

Note: Measure Level (dBμV/m) = Reading Level (dBμV) + Factor (dB)

Factor (dB) = Cable Loss (dB) + Antenna Factor (dB) (dB/m) - Pre_Amplifier Gain (dB)

Site: AC1	Time: 2017/08/28 - 13:25
Limit: FCC_Part15.209_RE(3m)	Engineer: Kevin Ker
Probe: BBHA9120D_1GHz_18GHz	Polarity: Horizontal
EUT: AC220 Wi-Fi AP OD directional antenna US	Power: DC 54V
Test Mode: Transmit by 802.11n-HT40 at channel 5190MHz Ant 1 + 2 (Beam-Forming Mode)	

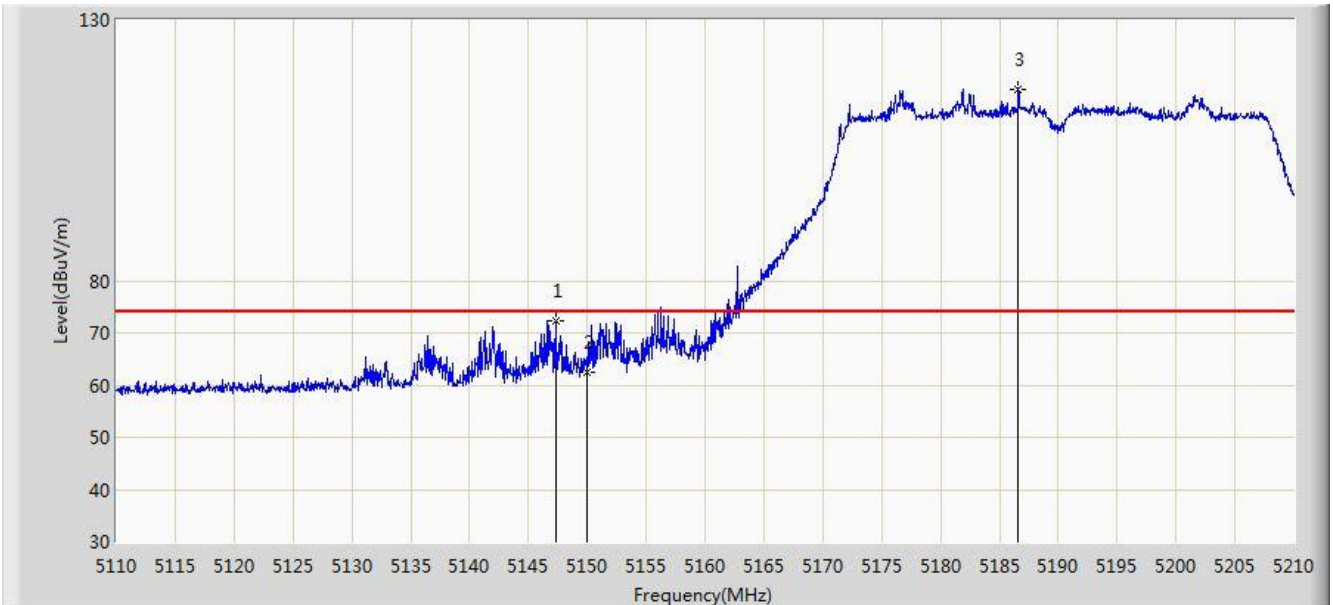


No	Flag	Mark	Frequency (MHz)	Measure Level (dBuV/m)	Reading Level (dBuV)	Margin (dB)	Limit (dBuV/m)	Factor (dB)	Type
1			5150.000	48.873	44.704	-5.127	54.000	4.170	AV
2		*	5188.250	99.761	95.721	N/A	N/A	4.040	AV

Note: Measure Level (dB μ V/m) = Reading Level (dB μ V) + Factor (dB)

Factor (dB) = Cable Loss (dB) + Antenna Factor (dB) (dB/m) - Pre_Amplifier Gain (dB)

Site: AC1	Time: 2017/08/28 - 13:23
Limit: FCC_Part15.209_RE(3m)	Engineer: Kevin Ker
Probe: BBHA9120D_1GHz_18GHz	Polarity: Vertical
EUT: AC220 Wi-Fi AP OD directional antenna US	Power: DC 54V
Test Mode: Transmit by 802.11n-HT40 at channel 5190MHz Ant 1 + 2 (Beam-Forming Mode)	

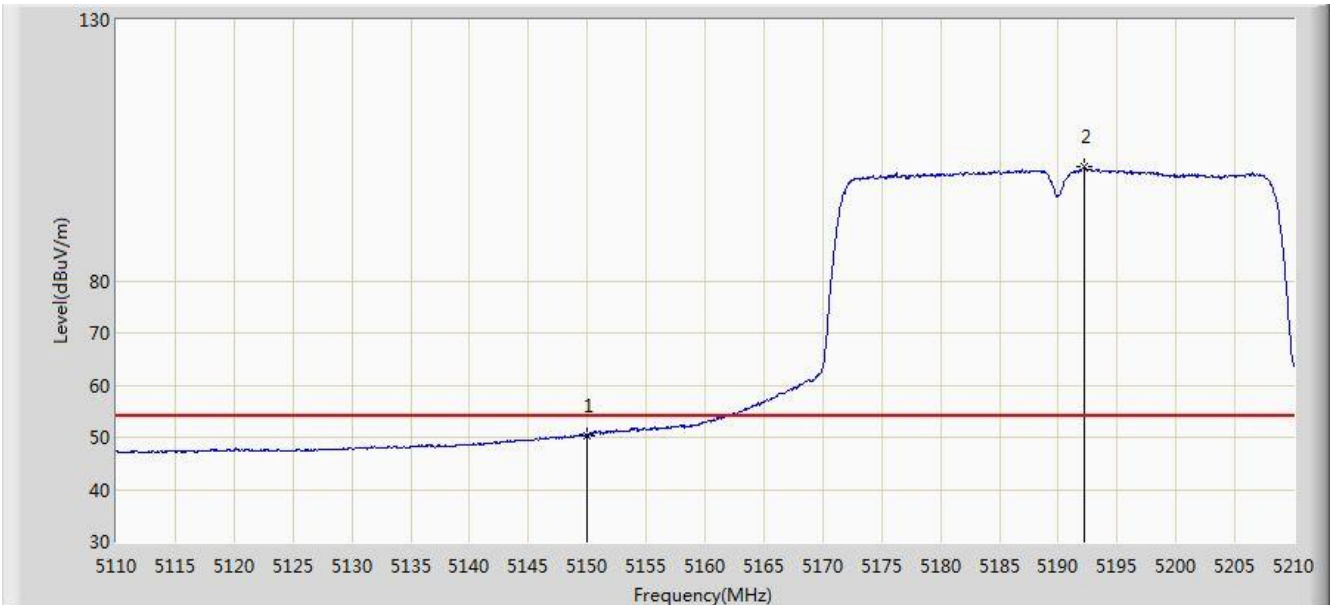


No	Flag	Mark	Frequency (MHz)	Measure Level (dBuV/m)	Reading Level (dBuV)	Margin (dB)	Limit (dBuV/m)	Factor (dB)	Type
1			5147.300	72.345	68.169	-1.655	74.000	4.176	PK
2			5150.000	62.431	58.262	-11.569	74.000	4.170	PK
3		*	5186.600	116.811	112.766	N/A	N/A	4.045	PK

Note: Measure Level (dB μ V/m) = Reading Level (dB μ V) + Factor (dB)

Factor (dB) = Cable Loss (dB) + Antenna Factor (dB) (dB/m) - Pre_Amplifier Gain (dB)

Site: AC1	Time: 2017/08/28 - 13:24
Limit: FCC_Part15.209_RE(3m)	Engineer: Kevin Ker
Probe: BBHA9120D_1GHz_18GHz	Polarity: Vertical
EUT: AC220 Wi-Fi AP OD directional antenna US	Power: DC 54V
Test Mode: Transmit by 802.11n-HT40 at channel 5190MHz Ant 1 + 2 (Beam-Forming Mode)	

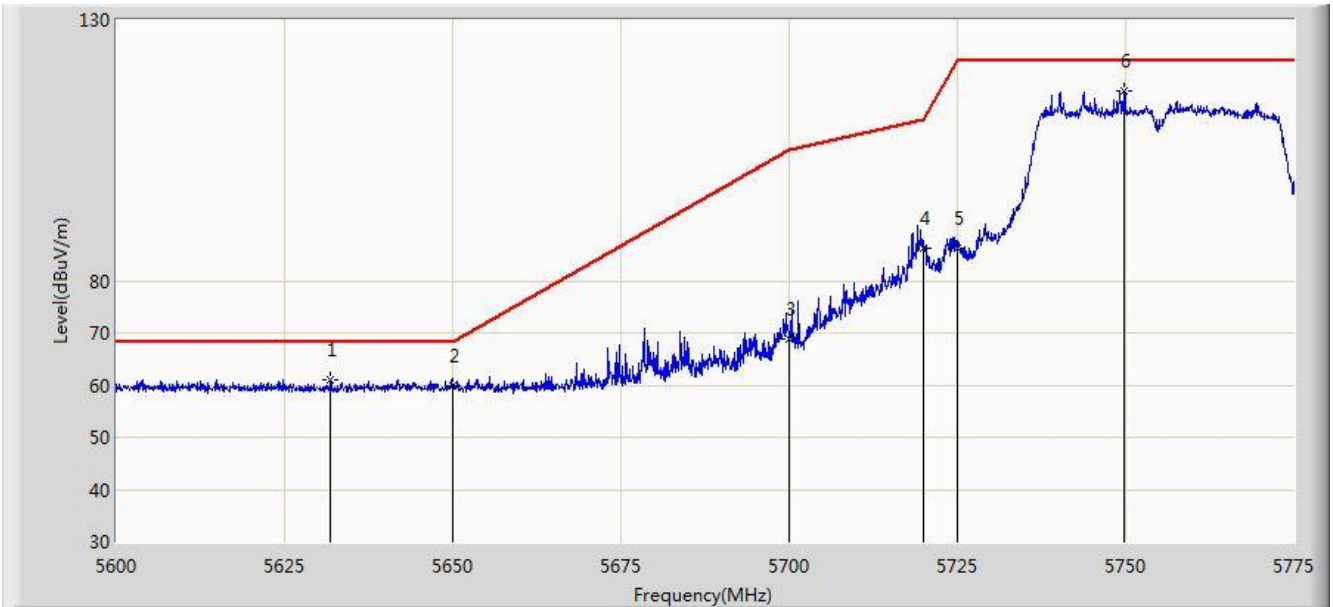


No	Flag	Mark	Frequency (MHz)	Measure Level (dBuV/m)	Reading Level (dBuV)	Margin (dB)	Limit (dBuV/m)	Factor (dB)	Type
1			5150.000	50.419	46.250	-3.581	54.000	4.170	AV
2		*	5192.200	101.848	97.822	N/A	N/A	4.026	AV

Note: Measure Level (dB μ V/m) = Reading Level (dB μ V) + Factor (dB)

Factor (dB) = Cable Loss (dB) + Antenna Factor (dB) (dB/m) - Pre_Amplifier Gain (dB)

Site: AC1	Time: 2017/08/29 - 21:34
Limit: FCC_Part15.407_RE(3m)	Engineer: Kevin Ker
Probe: BBHA9120D_1GHz_18GHz	Polarity: Horizontal
EUT: AC220 Wi-Fi AP OD directional antenna US	Power: DC 54V
Test Mode: Transmit by 802.11n-HT40 at channel 5745MHz Ant 1 + 2 (Beam-Forming Mode)	

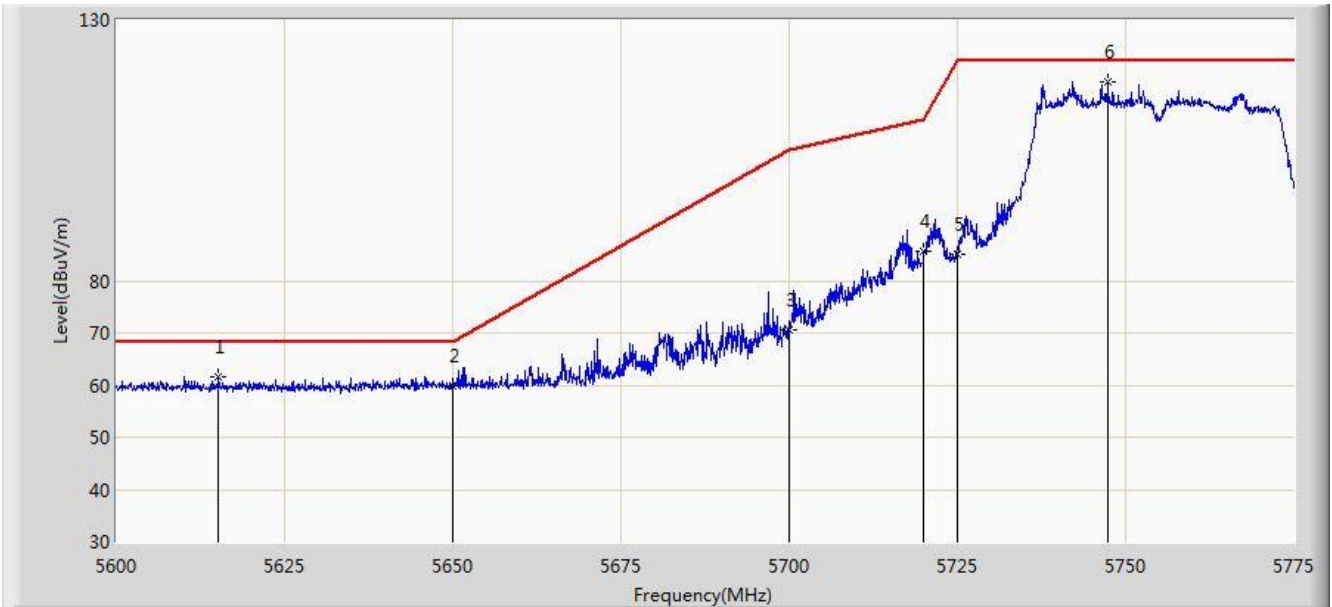


No	Flag	Mark	Frequency (MHz)	Measure Level (dBuV/m)	Reading Level (dBuV)	Margin (dB)	Limit (dBuV/m)	Factor (dB)	Type
1			5631.850	60.994	56.380	-7.206	68.200	4.615	PK
2			5650.000	59.820	55.149	-8.380	68.200	4.671	PK
3			5700.000	68.948	64.070	-36.252	105.200	4.878	PK
4			5720.000	86.224	81.227	-24.576	110.800	4.997	PK
5			5725.000	86.325	81.296	-35.875	122.200	5.029	PK
6		*	5749.800	116.291	111.109	N/A	N/A	5.182	PK

Note: Measure Level (dBμV/m) = Reading Level (dBμV) + Factor (dB)

Factor (dB) = Cable Loss (dB) + Antenna Factor (dB) (dB/m) - Pre_Amplifier Gain (dB)

Site: AC1	Time: 2017/08/29 - 21:43
Limit: FCC_Part15.407_RE(3m)	Engineer: Kevin Ker
Probe: BBHA9120D_1GHz_18GHz	Polarity: Vertical
EUT: AC220 Wi-Fi AP OD directional antenna US	Power: DC 54V
Test Mode: Transmit by 802.11n-HT40 at channel 5745MHz Ant 1 + 2 (Beam-Forming Mode)	

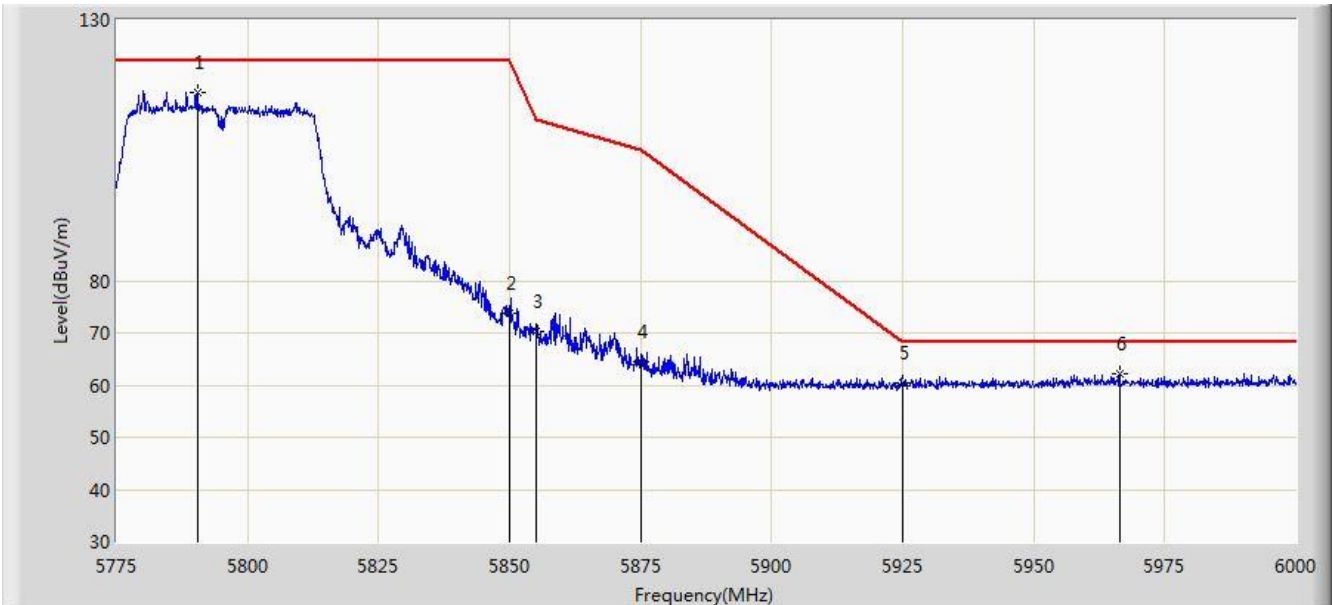


No	Flag	Mark	Frequency (MHz)	Measure Level (dBuV/m)	Reading Level (dBuV)	Margin (dB)	Limit (dBuV/m)	Factor (dB)	Type
1			5615.225	61.652	57.085	-6.548	68.200	4.566	PK
2			5650.000	59.899	55.228	-8.301	68.200	4.671	PK
3			5700.000	70.449	65.571	-34.751	105.200	4.878	PK
4			5720.000	85.538	80.541	-25.262	110.800	4.997	PK
5			5725.000	85.076	80.047	-37.124	122.200	5.029	PK
6		*	5747.350	118.142	112.974	N/A	N/A	5.168	PK

Note: Measure Level (dBμV/m) = Reading Level (dBμV) + Factor (dB)

Factor (dB) = Cable Loss (dB) + Antenna Factor (dB) (dB/m) - Pre_Amplifier Gain (dB)

Site: AC1	Time: 2017/08/29 - 22:10
Limit: FCC_Part15.407_RE(3m)	Engineer: Kevin Ker
Probe: BBHA9120D_1GHz_18GHz	Polarity: Horizontal
EUT: AC220 Wi-Fi AP OD directional antenna US	Power: DC 54V
Test Mode: Transmit by 802.11n-HT40 at channel 5795MHz Ant 1 + 2 (Beam-Forming Mode)	

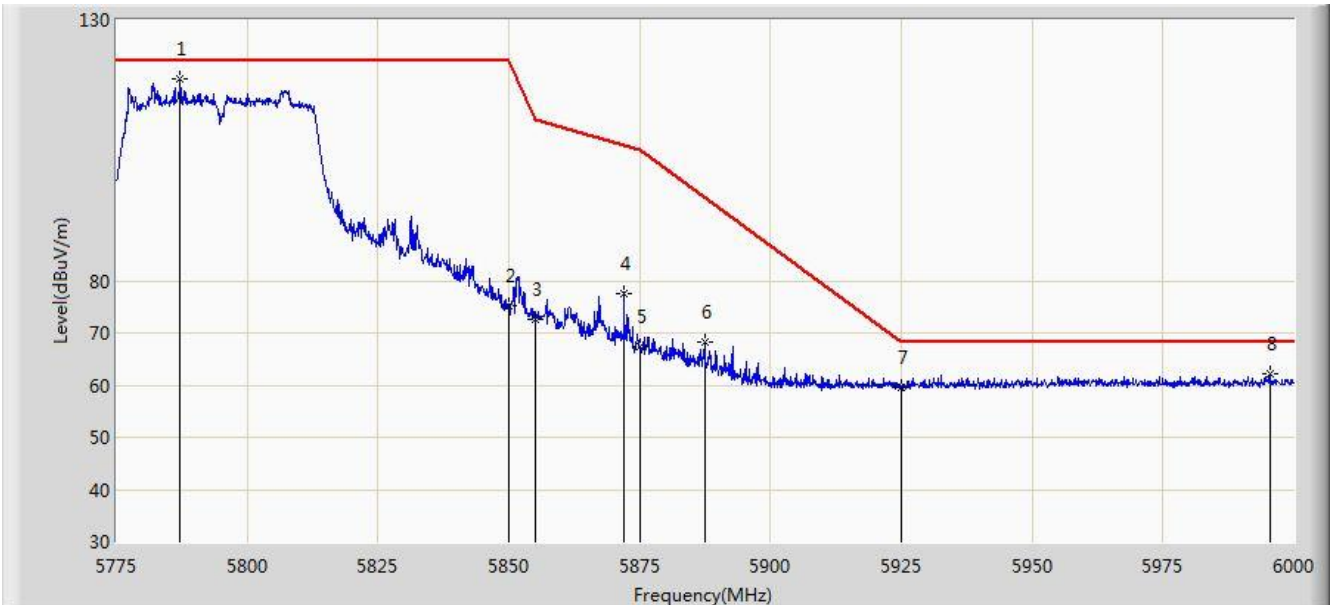


No	Flag	Mark	Frequency (MHz)	Measure Level (dBuV/m)	Reading Level (dBuV)	Margin (dB)	Limit (dBuV/m)	Factor (dB)	Type
1		*	5790.525	116.159	110.765	N/A	N/A	5.394	PK
2			5850.000	73.859	68.133	-48.341	122.200	5.726	PK
3			5855.000	70.391	64.645	-40.409	110.800	5.746	PK
4			5875.000	64.366	58.546	-40.834	105.200	5.820	PK
5			5925.000	60.465	54.499	-7.735	68.200	5.967	PK
6			5966.362	62.156	56.101	-6.044	68.200	6.055	PK

Note: Measure Level (dB μ V/m) = Reading Level (dB μ V) + Factor (dB)

Factor (dB) = Cable Loss (dB) + Antenna Factor (dB) (dB/m) - Pre_Amplifier Gain (dB)

Site: AC1	Time: 2017/08/29 - 22:13
Limit: FCC_Part15.407_RE(3m)	Engineer: Kevin Ker
Probe: BBHA9120D_1GHz_18GHz	Polarity: Vertical
EUT: AC220 Wi-Fi AP OD directional antenna US	Power: DC 54V
Test Mode: Transmit by 802.11n-HT40 at channel 5795MHz Ant 1 + 2 (Beam-Forming Mode)	

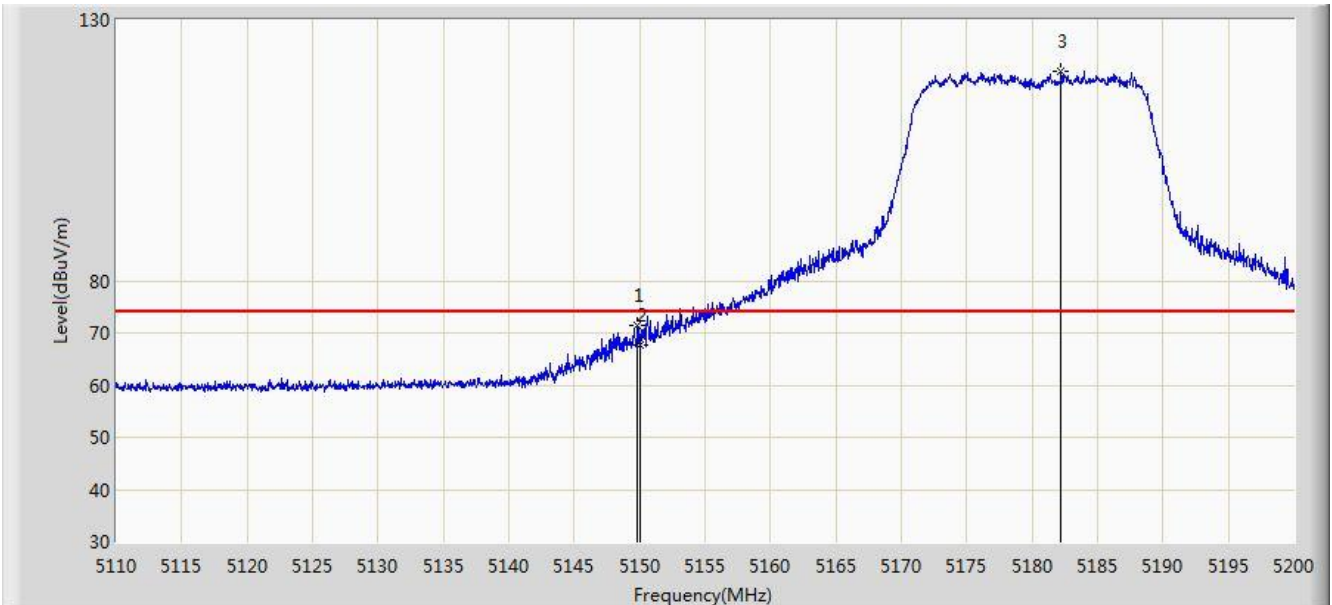


No	Flag	Mark	Frequency (MHz)	Measure Level (dBuV/m)	Reading Level (dBuV)	Margin (dB)	Limit (dBuV/m)	Factor (dB)	Type
1		*	5787.263	118.572	113.194	N/A	N/A	5.378	PK
2			5850.000	75.179	69.453	-47.021	122.200	5.726	PK
3			5855.000	72.735	66.989	-38.065	110.800	5.746	PK
4			5871.975	77.674	71.865	-28.371	106.046	5.809	PK
5			5875.000	67.260	61.440	-37.940	105.200	5.820	PK
6			5887.500	68.171	62.308	-27.750	95.921	5.863	PK
7			5925.000	59.622	53.656	-8.578	68.200	5.967	PK
8			5995.388	62.178	56.075	-6.022	68.200	6.102	PK

Note: Measure Level (dB μ V/m) = Reading Level (dB μ V) + Factor (dB)

Factor (dB) = Cable Loss (dB) + Antenna Factor (dB) (dB/m) - Pre_Amplifier Gain (dB)

Site: AC1	Time: 2017/08/29 - 22:30
Limit: FCC_Part15.209_RE(3m)	Engineer: Kevin Ker
Probe: BBHA9120D_1GHz_18GHz	Polarity: Horizontal
EUT: AC220 Wi-Fi AP OD directional antenna US	Power: DC 54V
Test Mode: Transmit by 802.11ac-VHT20 at channel 5180MHz Ant 1 + 2 (Beam-Forming Mode)	

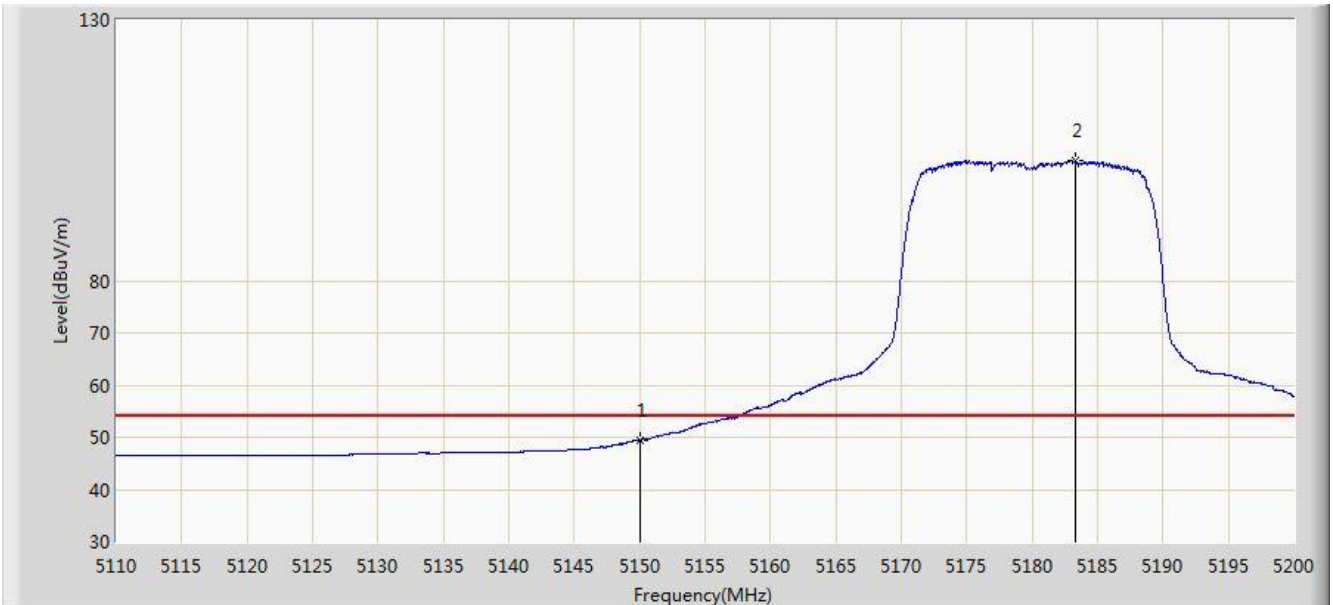


No	Flag	Mark	Frequency (MHz)	Measure Level (dBuV/m)	Reading Level (dBuV)	Margin (dB)	Limit (dBuV/m)	Factor (dB)	Type
1			5149.825	71.477	67.307	-2.523	74.000	4.170	PK
2			5150.000	67.814	63.645	-6.186	74.000	4.170	PK
3		*	5182.180	120.219	116.158	N/A	N/A	4.060	PK

Note: Measure Level (dB μ V/m) = Reading Level (dB μ V) + Factor (dB)

Factor (dB) = Cable Loss (dB) + Antenna Factor (dB) (dB/m) - Pre_Amplifier Gain (dB)

Site: AC1	Time: 2017/08/29 - 22:32
Limit: FCC_Part15.209_RE(3m)	Engineer: Kevin Ker
Probe: BBHA9120D_1GHz_18GHz	Polarity: Horizontal
EUT: AC220 Wi-Fi AP OD directional antenna US	Power: DC 54V
Test Mode: Transmit by 802.11ac-VHT20 at channel 5180MHz Ant 1 + 2 (Beam-Forming Mode)	

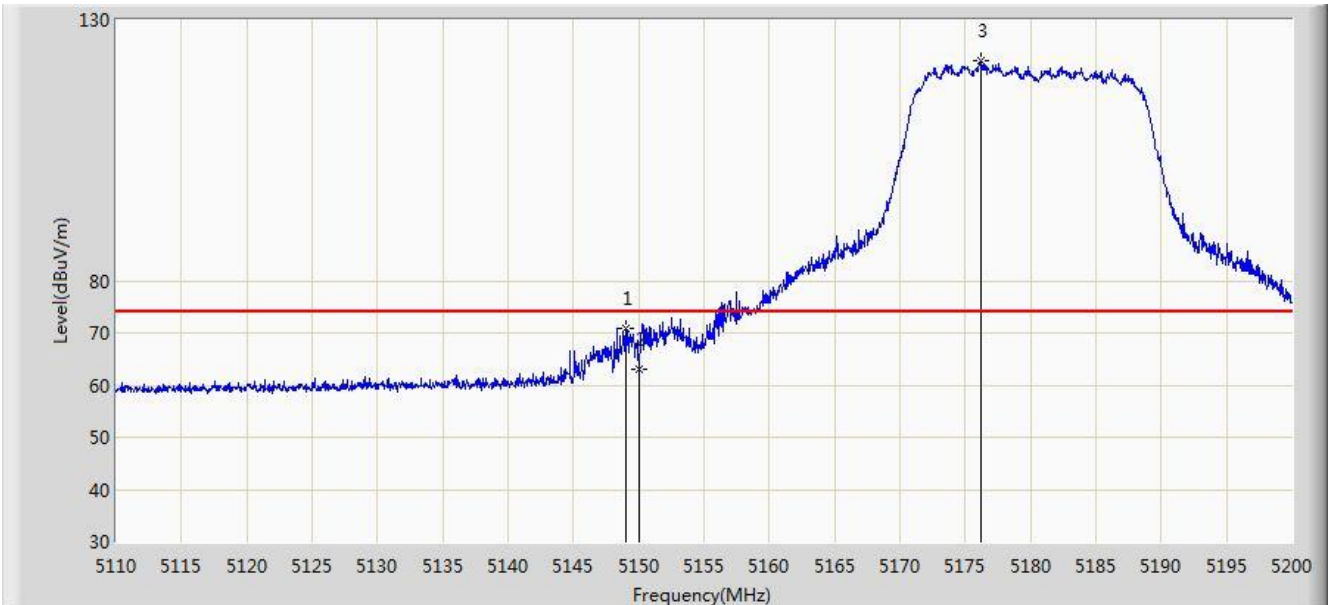


No	Flag	Mark	Frequency (MHz)	Measure Level (dBuV/m)	Reading Level (dBuV)	Margin (dB)	Limit (dBuV/m)	Factor (dB)	Type
1			5150.000	49.483	45.314	-4.517	54.000	4.170	AV
2		*	5183.305	102.954	98.897	N/A	N/A	4.057	AV

Note: Measure Level (dB μ V/m) = Reading Level (dB μ V) + Factor (dB)

Factor (dB) = Cable Loss (dB) + Antenna Factor (dB) (dB/m) - Pre_Amplifier Gain (dB)

Site: AC1	Time: 2017/08/29 - 22:32
Limit: FCC_Part15.209_RE(3m)	Engineer: Kevin Ker
Probe: BBHA9120D_1GHz_18GHz	Polarity: Vertical
EUT: AC220 Wi-Fi AP OD directional antenna US	Power: DC 54V
Test Mode: Transmit by 802.11ac-VHT20 at channel 5180MHz Ant 1 + 2 (Beam-Forming Mode)	

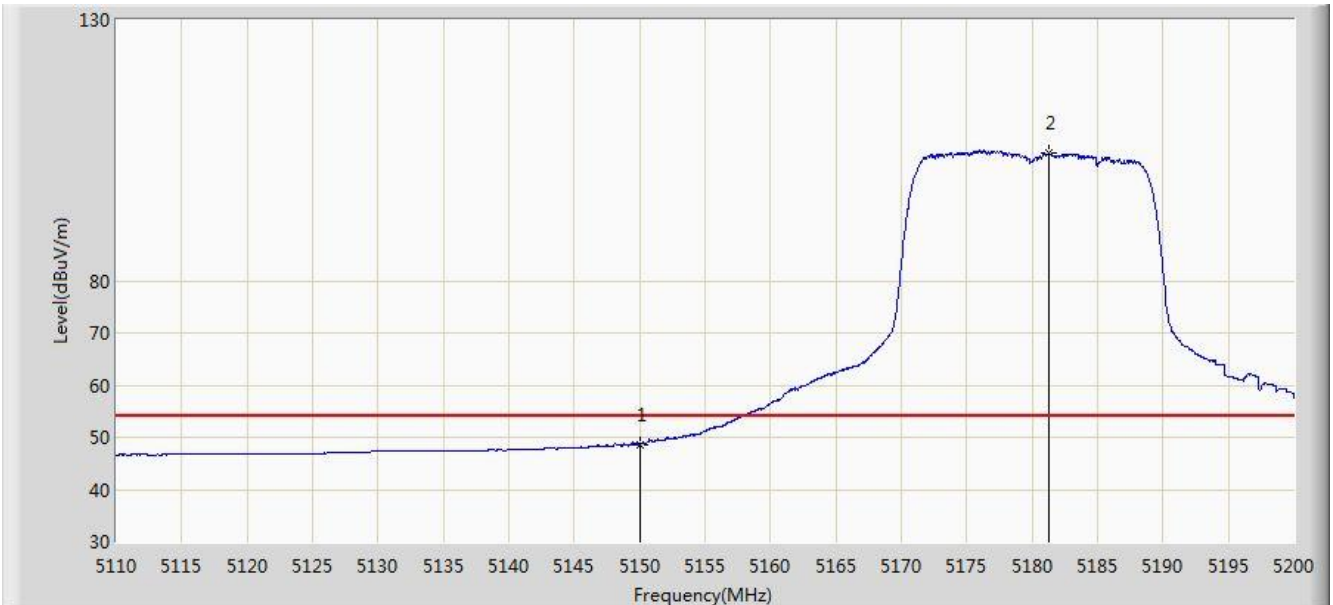


No	Flag	Mark	Frequency (MHz)	Measure Level (dBuV/m)	Reading Level (dBuV)	Margin (dB)	Limit (dBuV/m)	Factor (dB)	Type
1			5149.015	70.959	66.787	-3.041	74.000	4.173	PK
2			5150.000	62.913	58.744	-11.087	74.000	4.170	PK
3		*	5176.150	122.220	118.137	N/A	N/A	4.083	PK

Note: Measure Level (dB μ V/m) = Reading Level (dB μ V) + Factor (dB)

Factor (dB) = Cable Loss (dB) + Antenna Factor (dB) (dB/m) - Pre_Amplifier Gain (dB)

Site: AC1	Time: 2017/08/29 - 22:36
Limit: FCC_Part15.209_RE(3m)	Engineer: Kevin Ker
Probe: BBHA9120D_1GHz_18GHz	Polarity: Vertical
EUT: AC220 Wi-Fi AP OD directional antenna US	Power: DC 54V
Test Mode: Transmit by 802.11ac-VHT20 at channel 5180MHz Ant 1 + 2 (Beam-Forming Mode)	

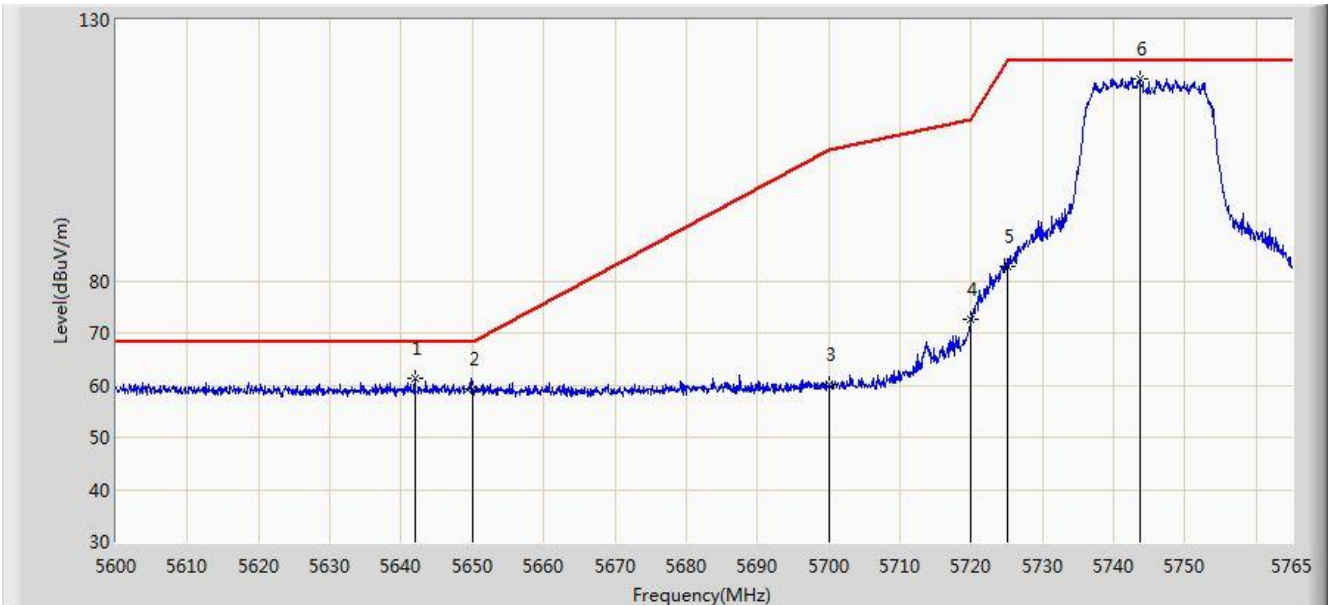


No	Flag	Mark	Frequency (MHz)	Measure Level (dBuV/m)	Reading Level (dBuV)	Margin (dB)	Limit (dBuV/m)	Factor (dB)	Type
1			5150.000	48.689	44.520	-5.311	54.000	4.170	AV
2		*	5181.280	104.408	100.344	N/A	N/A	4.064	AV

Note: Measure Level (dB μ V/m) = Reading Level (dB μ V) + Factor (dB)

Factor (dB) = Cable Loss (dB) + Antenna Factor (dB) (dB/m) - Pre_Amplifier Gain (dB)

Site: AC1	Time: 2017/08/29 - 23:26
Limit: FCC_Part15.407_RE(3m)	Engineer: Kevin Ker
Probe: BBHA9120D_1GHz_18GHz	Polarity: Horizontal
EUT: AC220 Wi-Fi AP OD directional antenna US	Power: DC 54V
Test Mode: Transmit by 802.11ac-VHT20 at channel 5745MHz Ant 1 + 2 (Beam-Forming Mode)	

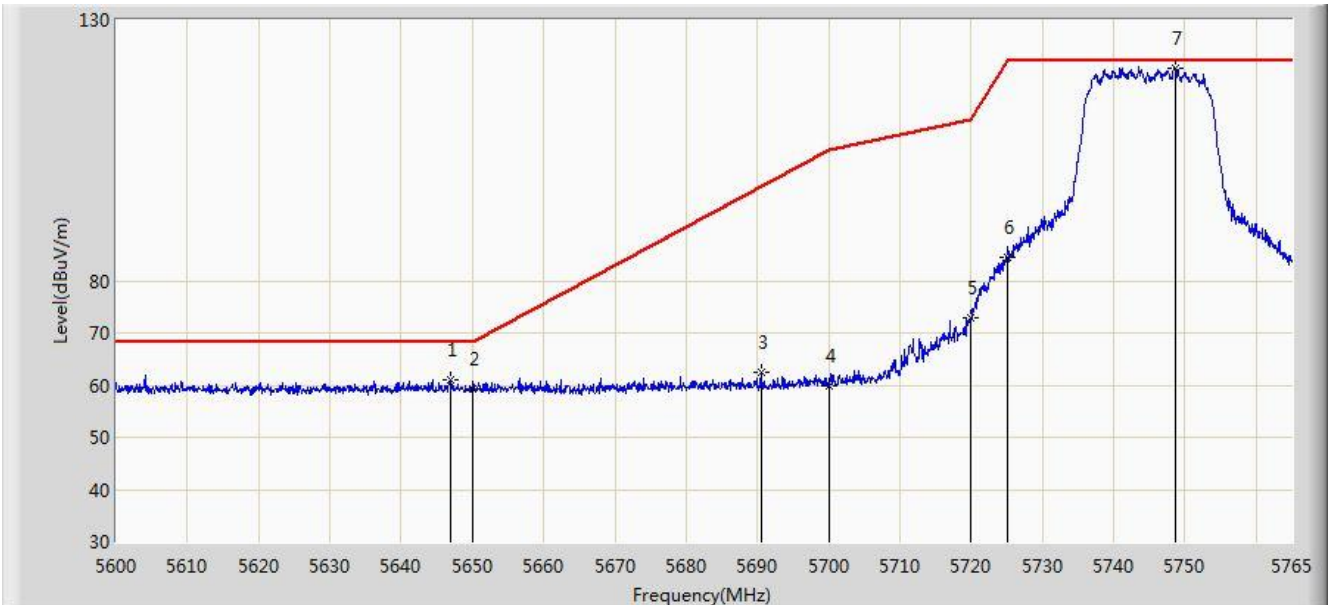


No	Flag	Mark	Frequency (MHz)	Measure Level (dBuV/m)	Reading Level (dBuV)	Margin (dB)	Limit (dBuV/m)	Factor (dB)	Type
1			5641.910	61.286	56.642	-6.914	68.200	4.644	PK
2			5650.000	59.307	54.636	-8.893	68.200	4.671	PK
3			5700.000	60.094	55.216	-45.106	105.200	4.878	PK
4			5720.000	72.653	67.656	-38.147	110.800	4.997	PK
5			5725.000	82.691	77.662	-39.509	122.200	5.029	PK
6		*	5743.715	118.829	113.681	N/A	N/A	5.147	PK

Note: Measure Level (dBμV/m) = Reading Level (dBμV) + Factor (dB)

Factor (dB) = Cable Loss (dB) + Antenna Factor (dB) (dB/m) - Pre_Amplifier Gain (dB)

Site: AC1	Time: 2017/08/29 - 23:33
Limit: FCC_Part15.407_RE(3m)	Engineer: Kevin Ker
Probe: BBHA9120D_1GHz_18GHz	Polarity: Vertical
EUT: AC220 Wi-Fi AP OD directional antenna US	Power: DC 54V
Test Mode: Transmit by 802.11ac-VHT20 at channel 5745MHz Ant 1 + 2 (Beam-Forming Mode)	

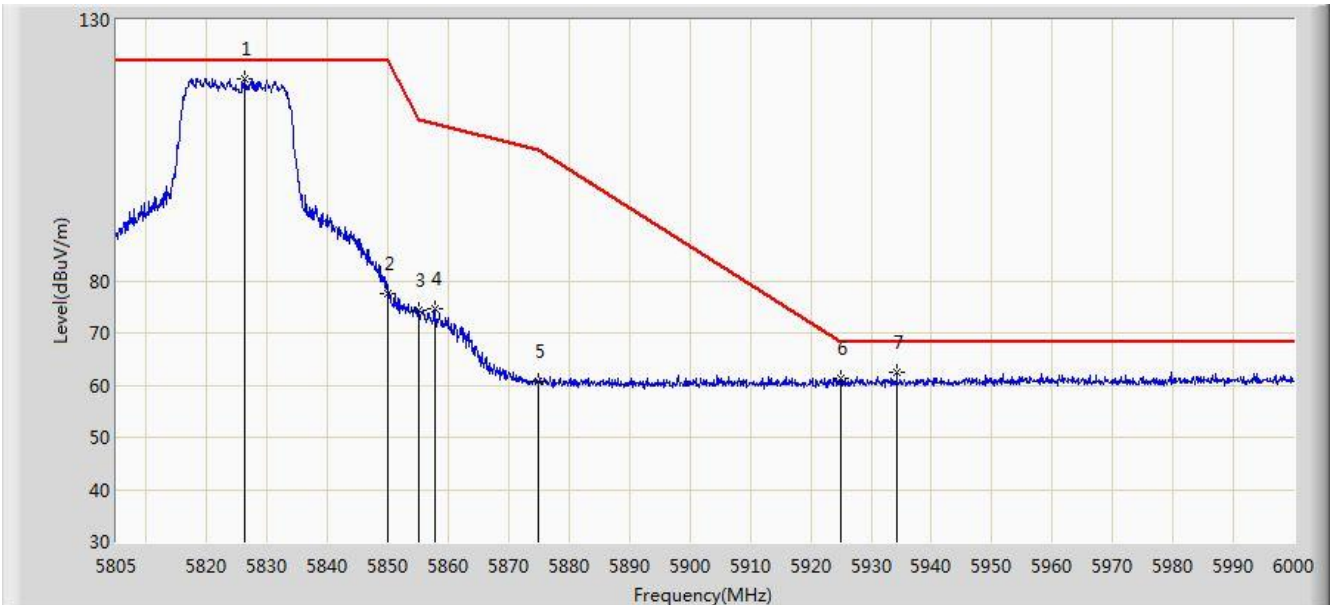


No	Flag	Mark	Frequency (MHz)	Measure Level (dBuV/m)	Reading Level (dBuV)	Margin (dB)	Limit (dBuV/m)	Factor (dB)	Type
1			5647.025	61.072	56.411	-7.128	68.200	4.661	PK
2			5650.000	59.316	54.645	-8.884	68.200	4.671	PK
3			5690.502	62.370	57.540	-35.827	98.197	4.830	PK
4			5700.000	59.877	54.999	-45.323	105.200	4.878	PK
5			5720.000	72.913	67.916	-37.887	110.800	4.997	PK
6			5725.000	84.474	79.445	-37.726	122.200	5.029	PK
7		*	5748.748	120.789	115.613	N/A	N/A	5.177	PK

Note: Measure Level (dBμV/m) = Reading Level (dBμV) + Factor (dB)

Factor (dB) = Cable Loss (dB) + Antenna Factor (dB) (dB/m) - Pre_Amplifier Gain (dB)

Site: AC1	Time: 2017/08/29 - 23:37
Limit: FCC_Part15.407_RE(3m)	Engineer: Kevin Ker
Probe: BBHA9120D_1GHz_18GHz	Polarity: Horizontal
EUT: AC220 Wi-Fi AP OD directional antenna US	Power: DC 54V
Test Mode: Transmit by 802.11ac-VHT20 at channel 5825MHz Ant 1 + 2 (Beam-Forming Mode)	

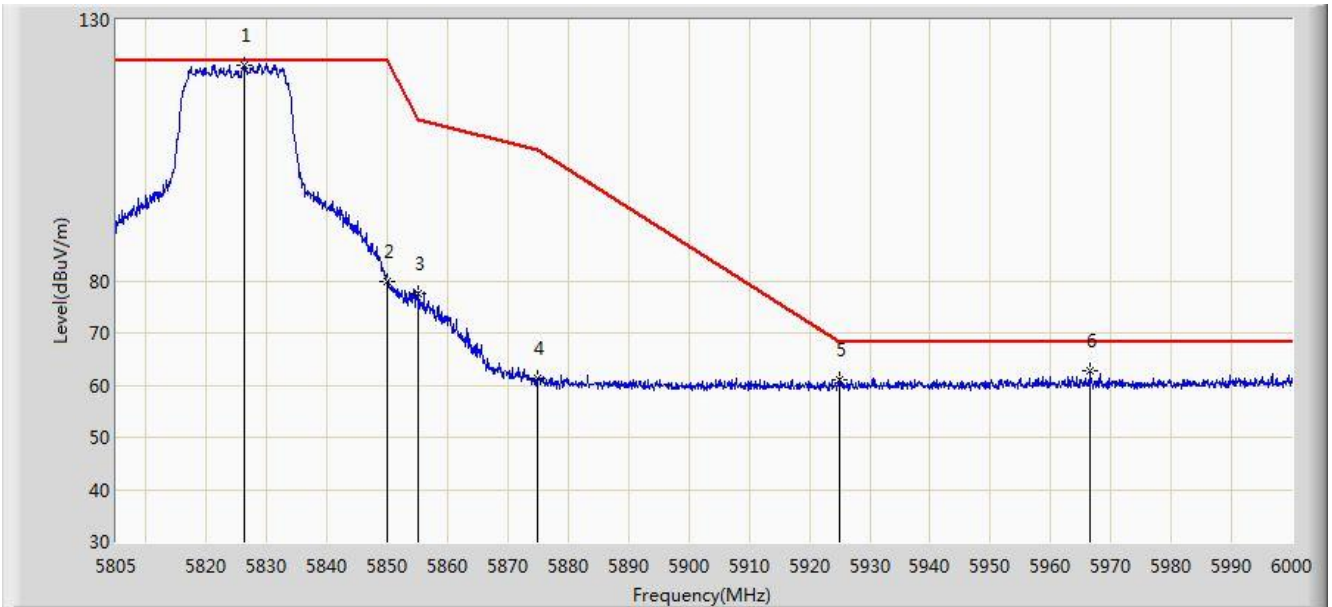


No	Flag	Mark	Frequency (MHz)	Measure Level (dBuV/m)	Reading Level (dBuV)	Margin (dB)	Limit (dBuV/m)	Factor (dB)	Type
1		*	5826.353	118.741	113.145	N/A	N/A	5.595	PK
2			5850.000	77.439	71.713	-44.761	122.200	5.726	PK
3			5855.000	74.219	68.473	-36.581	110.800	5.746	PK
4			5857.845	74.690	68.932	-35.312	110.002	5.759	PK
5			5875.000	60.640	54.820	-44.560	105.200	5.820	PK
6			5925.000	61.408	55.442	-6.792	68.200	5.967	PK
7			5934.285	62.438	56.448	-5.762	68.200	5.990	PK

Note: Measure Level (dB μ V/m) = Reading Level (dB μ V) + Factor (dB)

Factor (dB) = Cable Loss (dB) + Antenna Factor (dB) (dB/m) - Pre_Amplifier Gain (dB)

Site: AC1	Time: 2017/08/29 - 23:44
Limit: FCC_Part15.407_RE(3m)	Engineer: Kevin Ker
Probe: BBHA9120D_1GHz_18GHz	Polarity: Vertical
EUT: AC220 Wi-Fi AP OD directional antenna US	Power: DC 54V
Test Mode: Transmit by 802.11ac-VHT20 at channel 5825MHz Ant 1 + 2 (Beam-Forming Mode)	

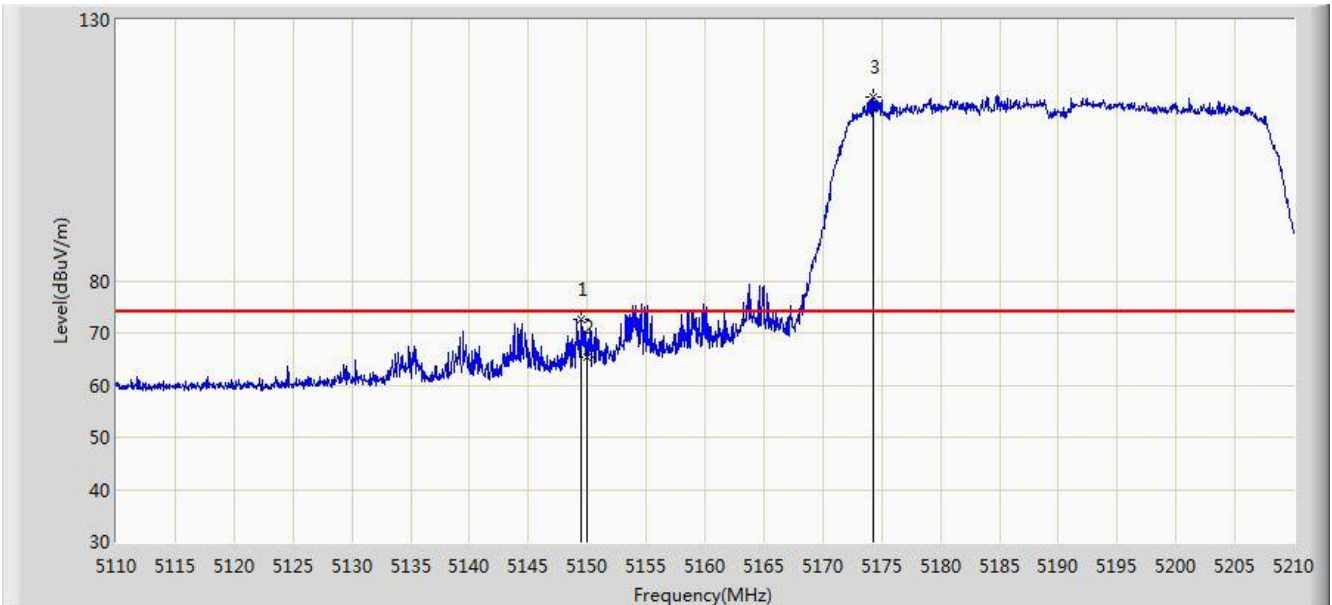


No	Flag	Mark	Frequency (MHz)	Measure Level (dBuV/m)	Reading Level (dBuV)	Margin (dB)	Limit (dBuV/m)	Factor (dB)	Type
1		*	5826.255	121.165	115.570	N/A	N/A	5.595	PK
2			5850.000	79.802	74.076	-42.398	122.200	5.726	PK
3			5855.000	77.639	71.893	-33.161	110.800	5.746	PK
4			5875.000	61.242	55.422	-43.958	105.200	5.820	PK
5			5925.000	60.908	54.942	-7.292	68.200	5.967	PK
6			5966.558	62.720	56.665	-5.480	68.200	6.055	PK

Note: Measure Level (dBμV/m) = Reading Level (dBμV) + Factor (dB)

Factor (dB) = Cable Loss (dB) + Antenna Factor (dB) (dB/m) - Pre_Amplifier Gain (dB)

Site: AC1	Time: 2017/08/30 - 00:07
Limit: FCC_Part15.209_RE(3m)	Engineer: Kevin Ker
Probe: BBHA9120D_1GHz_18GHz	Polarity: Horizontal
EUT: AC220 Wi-Fi AP OD directional antenna US	Power: DC 54V
Test Mode: Transmit by 802.11ac-VHT40 at channel 5190MHz Ant 1 + 2 (Beam-Forming Mode)	

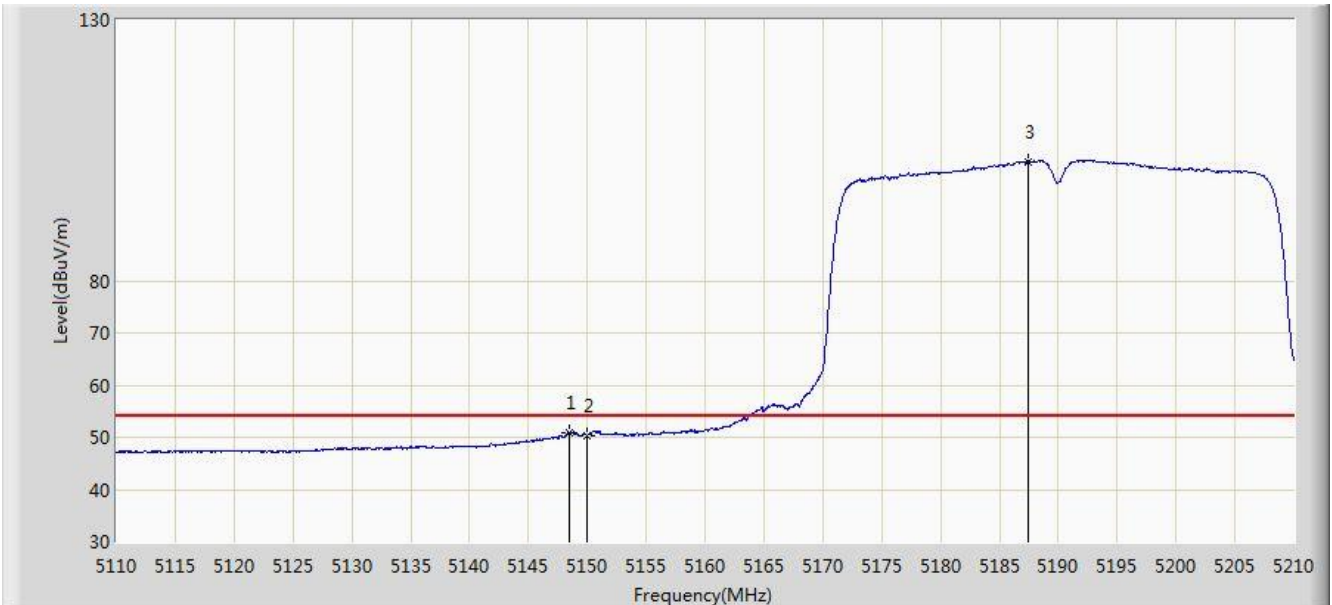


No	Flag	Mark	Frequency (MHz)	Measure Level (dBuV/m)	Reading Level (dBuV)	Margin (dB)	Limit (dBuV/m)	Factor (dB)	Type
1			5149.500	72.630	68.459	-1.370	74.000	4.170	PK
2			5150.000	65.352	61.183	-8.648	74.000	4.170	PK
3		*	5174.250	115.173	111.084	N/A	N/A	4.088	PK

Note: Measure Level (dBμV/m) = Reading Level (dBμV) + Factor (dB)

Factor (dB) = Cable Loss (dB) + Antenna Factor (dB) (dB/m) - Pre_Amplifier Gain (dB)

Site: AC1	Time: 2017/08/30 - 00:09
Limit: FCC_Part15.209_RE(3m)	Engineer: Kevin Ker
Probe: BBHA9120D_1GHz_18GHz	Polarity: Horizontal
EUT: AC220 Wi-Fi AP OD directional antenna US	Power: DC 54V
Test Mode: Transmit by 802.11ac-VHT40 at channel 5190MHz Ant 1 + 2 (Beam-Forming Mode)	

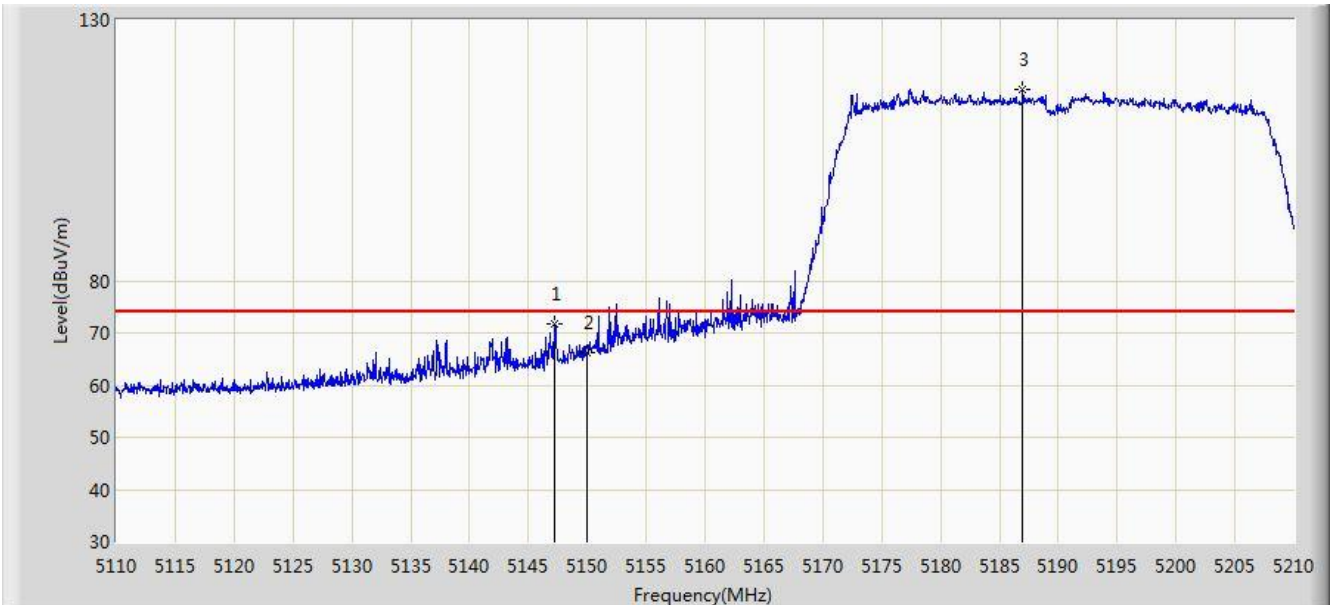


No	Flag	Mark	Frequency (MHz)	Measure Level (dBuV/m)	Reading Level (dBuV)	Margin (dB)	Limit (dBuV/m)	Factor (dB)	Type
1			5148.500	51.000	46.826	-3.000	54.000	4.173	AV
2			5150.000	50.419	46.250	-3.581	54.000	4.170	AV
3		*	5187.400	102.897	98.854	N/A	N/A	4.043	AV

Note: Measure Level (dB μ V/m) = Reading Level (dB μ V) + Factor (dB)

Factor (dB) = Cable Loss (dB) + Antenna Factor (dB) (dB/m) - Pre_Amplifier Gain (dB)

Site: AC1	Time: 2017/08/30 - 00:10
Limit: FCC_Part15.209_RE(3m)	Engineer: Kevin Ker
Probe: BBHA9120D_1GHz_18GHz	Polarity: Vertical
EUT: AC220 Wi-Fi AP OD directional antenna US	Power: DC 54V
Test Mode: Transmit by 802.11ac-VHT40 at channel 5190MHz Ant 1 + 2 (Beam-Forming Mode)	

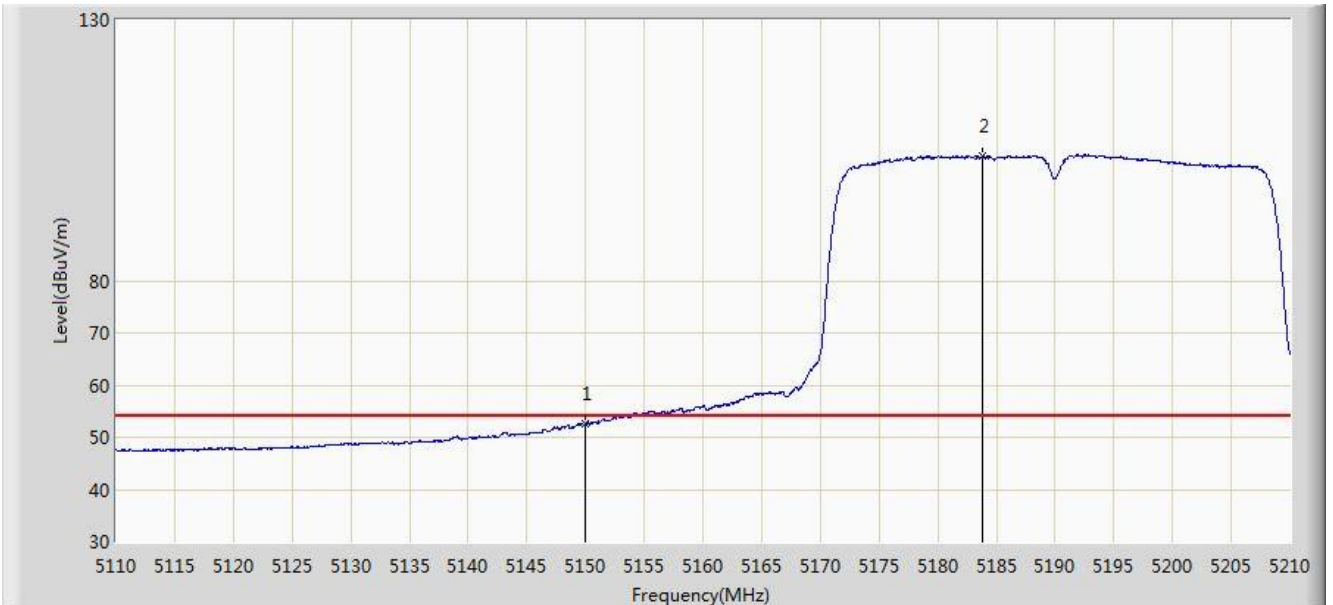


No	Flag	Mark	Frequency (MHz)	Measure Level (dBuV/m)	Reading Level (dBuV)	Margin (dB)	Limit (dBuV/m)	Factor (dB)	Type
1			5147.250	71.743	67.567	-2.257	74.000	4.176	PK
2			5150.000	66.239	62.070	-7.761	74.000	4.170	PK
3		*	5187.000	116.622	112.578	N/A	N/A	4.044	PK

Note: Measure Level (dBμV/m) = Reading Level (dBμV) + Factor (dB)

Factor (dB) = Cable Loss (dB) + Antenna Factor (dB) (dB/m) - Pre_Amplifier Gain (dB)

Site: AC1	Time: 2017/08/30 - 00:18
Limit: FCC_Part15.209_RE(3m)	Engineer: Kevin Ker
Probe: BBHA9120D_1GHz_18GHz	Polarity: Vertical
EUT: AC220 Wi-Fi AP OD directional antenna US	Power: DC 54V
Test Mode: Transmit by 802.11ac-VHT40 at channel 5190MHz Ant 1 + 2 (Beam-Forming Mode)	

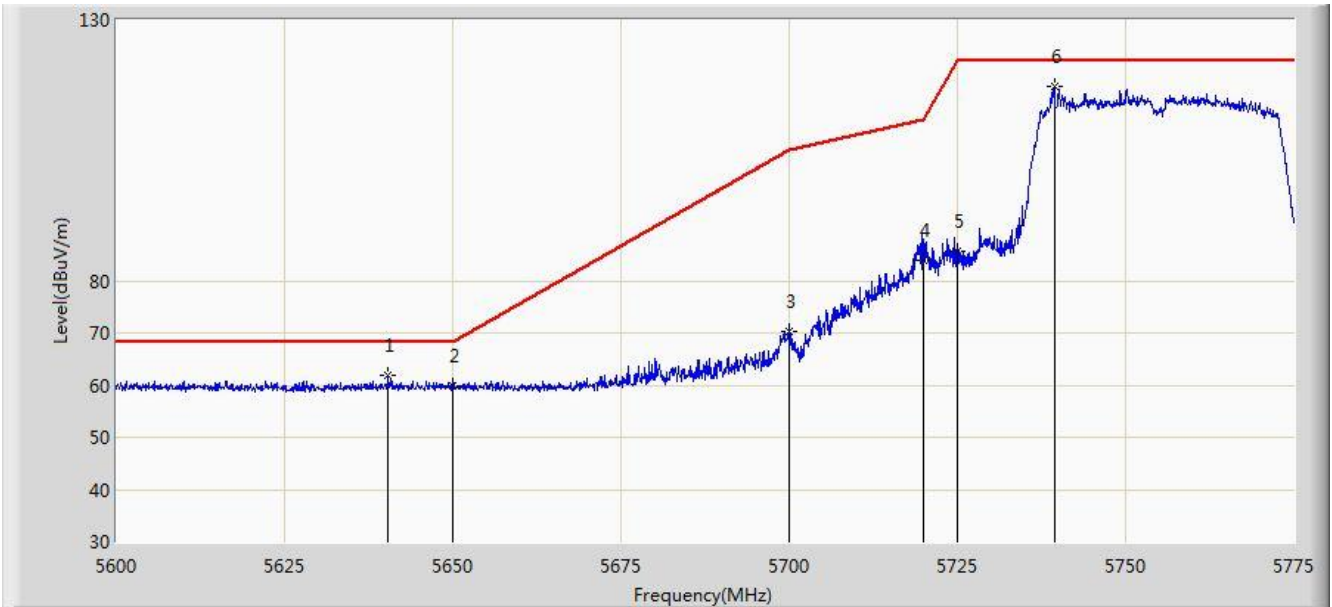


No	Flag	Mark	Frequency (MHz)	Measure Level (dBuV/m)	Reading Level (dBuV)	Margin (dB)	Limit (dBuV/m)	Factor (dB)	Type
1			5150.000	52.587	48.418	-1.413	54.000	4.170	AV
2		*	5183.850	103.818	99.763	N/A	N/A	4.056	AV

Note: Measure Level (dBμV/m) = Reading Level (dBμV) + Factor (dB)

Factor (dB) = Cable Loss (dB) + Antenna Factor (dB) (dB/m) - Pre_Amplifier Gain (dB)

Site: AC1	Time: 2017/08/30 - 01:10
Limit: FCC_Part15.407_RE(3m)	Engineer: Kevin Ker
Probe: BBHA9120D_1GHz_18GHz	Polarity: Horizontal
EUT: AC220 Wi-Fi AP OD directional antenna US	Power: DC 54V
Test Mode: Transmit by 802.11ac-VHT40 at channel 5755MHz Ant 1 + 2 (Beam-Forming Mode)	

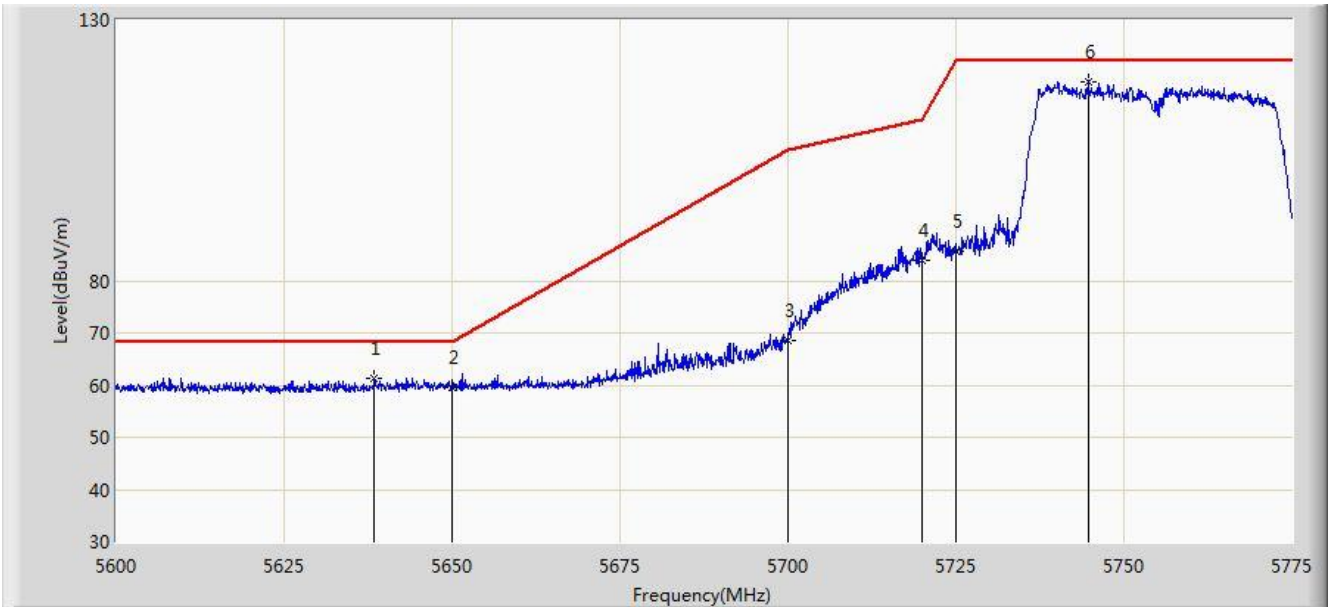


No	Flag	Mark	Frequency (MHz)	Measure Level (dBuV/m)	Reading Level (dBuV)	Margin (dB)	Limit (dBuV/m)	Factor (dB)	Type
1			5640.337	61.797	57.158	-6.403	68.200	4.638	PK
2			5650.000	59.768	55.097	-8.432	68.200	4.671	PK
3			5700.000	70.305	65.427	-34.895	105.200	4.878	PK
4			5720.000	83.954	78.957	-26.846	110.800	4.997	PK
5			5725.000	85.597	80.568	-36.603	122.200	5.029	PK
6		*	5739.388	117.321	112.200	N/A	N/A	5.120	PK

Note: Measure Level (dB μ V/m) = Reading Level (dB μ V) + Factor (dB)

Factor (dB) = Cable Loss (dB) + Antenna Factor (dB) (dB/m) - Pre_Amplifier Gain (dB)

Site: AC1	Time: 2017/08/30 - 01:18
Limit: FCC_Part15.407_RE(3m)	Engineer: Kevin Ker
Probe: BBHA9120D_1GHz_18GHz	Polarity: Vertical
EUT: AC220 Wi-Fi AP OD directional antenna US	Power: DC 54V
Test Mode: Transmit by 802.11ac-VHT40 at channel 5755MHz Ant 1 + 2 (Beam-Forming Mode)	



No	Flag	Mark	Frequency (MHz)	Measure Level (dBuV/m)	Reading Level (dBuV)	Margin (dB)	Limit (dBuV/m)	Factor (dB)	Type
1			5638.413	61.260	56.627	-6.940	68.200	4.633	PK
2			5650.000	59.583	54.912	-8.617	68.200	4.671	PK
3			5700.000	68.572	63.694	-36.628	105.200	4.878	PK
4			5720.000	83.953	78.956	-26.847	110.800	4.997	PK
5			5725.000	85.649	80.620	-36.551	122.200	5.029	PK
6		*	5744.725	118.258	113.105	N/A	N/A	5.154	PK

Note: Measure Level (dBμV/m) = Reading Level (dBμV) + Factor (dB)

Factor (dB) = Cable Loss (dB) + Antenna Factor (dB) (dB/m) - Pre_Amplifier Gain (dB)