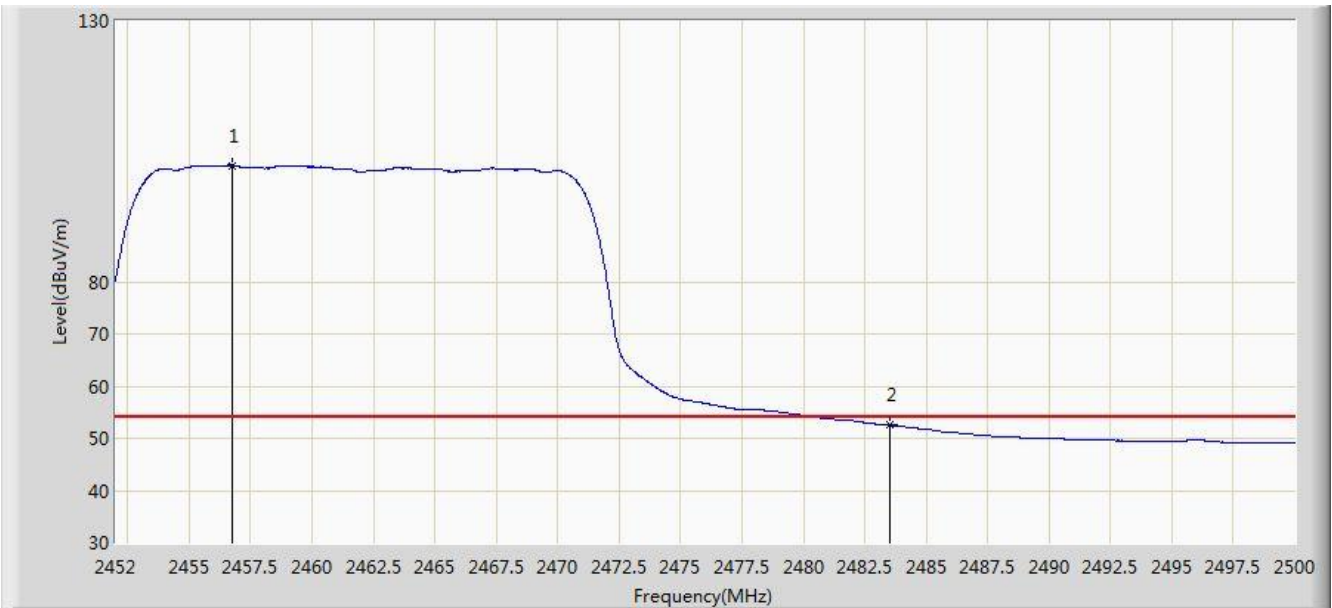


Site: AC1	Time: 2017/08/11 - 03:04
Limit: FCC_Part15.209_RE(3m)	Engineer: Kevin Ker
Probe: BBHA9120D_1GHz_18GHz	Polarity: Vertical
EUT: AC220 Wi-Fi AP OD directional antenna US	Power: DC 54V
Test Mode: Transmit by 802.11n-HT20 at channel 2462MHz Ant 1	

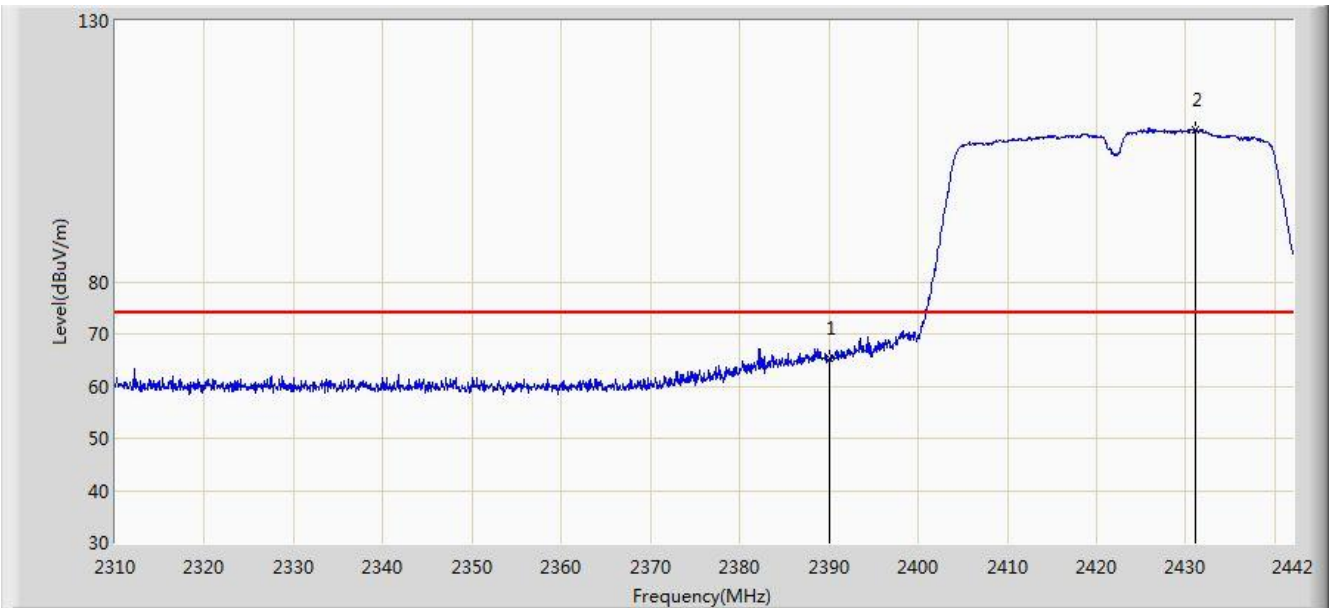


No	Flag	Mark	Frequency (MHz)	Measure Level (dBuV/m)	Reading Level (dBuV)	Margin (dB)	Limit (dBuV/m)	Factor (dB)	Type
1		*	2456.752	102.284	69.777	N/A	N/A	32.507	AV
2			2483.500	52.501	19.920	-1.499	54.000	32.580	AV

Note: Measure Level (dB $\mu$ V/m) = Reading Level (dB $\mu$ V) + Factor (dB)

Factor (dB) = Cable Loss (dB) + Antenna Factor (dB/m)

Site: AC1	Time: 2017/08/11 - 03:09
Limit: FCC_Part15.209_RE(3m)	Engineer: Kevin Ker
Probe: BBHA9120D_1GHz_18GHz	Polarity: Horizontal
EUT: AC220 Wi-Fi AP OD directional antenna US	Power: DC 54V
Test Mode: Transmit by 802.11n-HT40 at channel 2422MHz Ant 1	

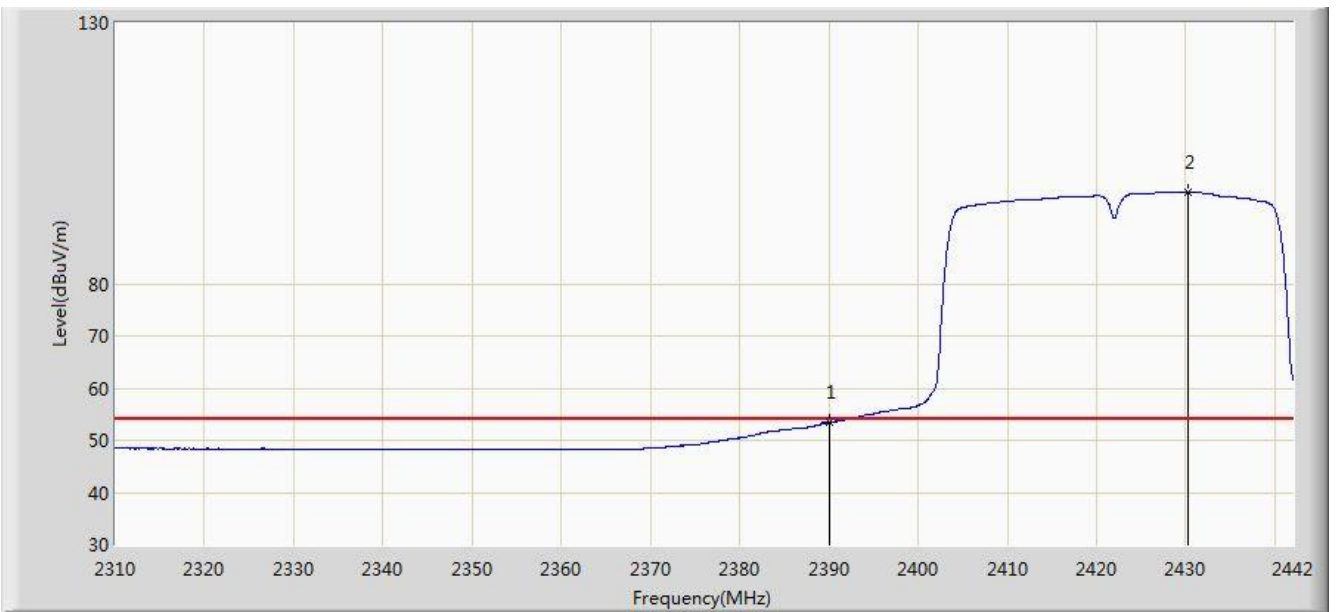


No	Flag	Mark	Frequency (MHz)	Measure Level (dBuV/m)	Reading Level (dBuV)	Margin (dB)	Limit (dBuV/m)	Factor (dB)	Type
1			2390.000	65.398	32.844	-8.602	74.000	32.554	PK
2		*	2431.044	109.160	76.657	N/A	N/A	32.503	PK

Note: Measure Level (dB $\mu$ V/m) = Reading Level (dB $\mu$ V) + Factor (dB)

Factor (dB) = Cable Loss (dB) + Antenna Factor (dB/m)

Site: AC1	Time: 2017/08/11 - 03:08
Limit: FCC_Part15.209_RE(3m)	Engineer: Kevin Ker
Probe: BBHA9120D_1GHz_18GHz	Polarity: Horizontal
EUT: AC220 Wi-Fi AP OD directional antenna US	Power: DC 54V
Test Mode: Transmit by 802.11n-HT40 at channel 2422MHz Ant 1	

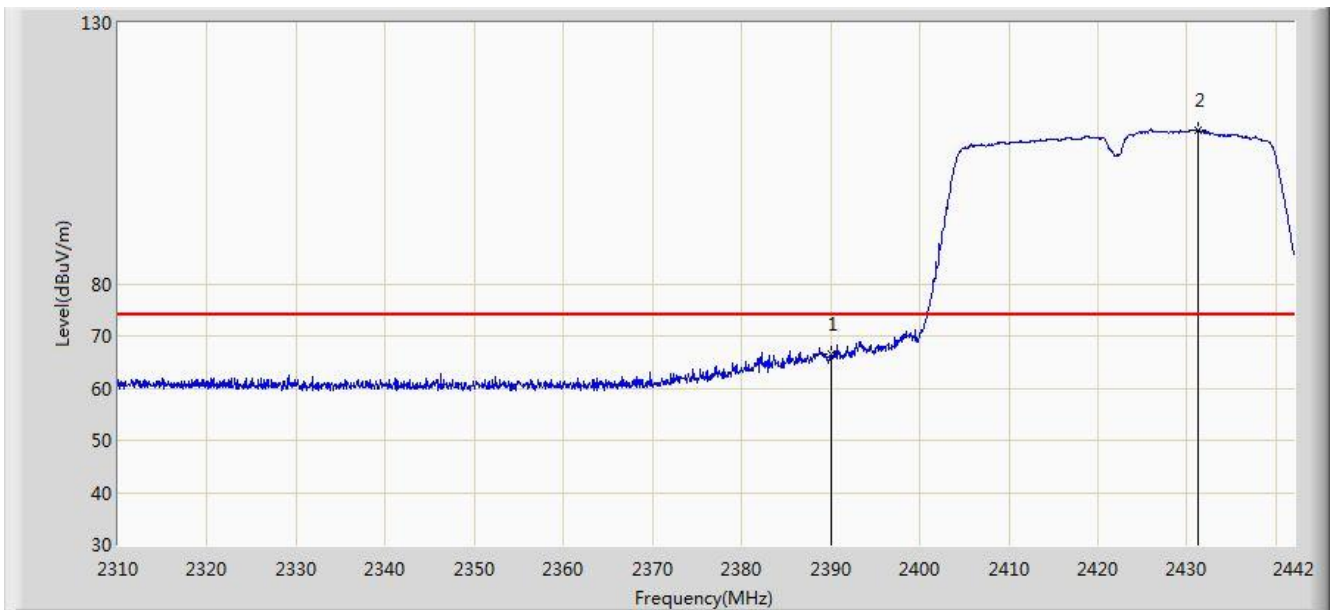


No	Flag	Mark	Frequency (MHz)	Measure Level (dBuV/m)	Reading Level (dBuV)	Margin (dB)	Limit (dBuV/m)	Factor (dB)	Type
1			2390.000	53.435	20.881	-0.565	54.000	32.554	AV
2		*	2430.252	97.575	65.071	N/A	N/A	32.504	AV

Note: Measure Level (dB $\mu$ V/m) = Reading Level (dB $\mu$ V) + Factor (dB)

Factor (dB) = Cable Loss (dB) + Antenna Factor (dB/m)

Site: AC1	Time: 2017/08/11 - 03:09
Limit: FCC_Part15.209_RE(3m)	Engineer: Kevin Ker
Probe: BBHA9120D_1GHz_18GHz	Polarity: Vertical
EUT: AC220 Wi-Fi AP OD directional antenna US	Power: DC 54V
Test Mode: Transmit by 802.11n-HT40 at channel 2422MHz Ant 1	

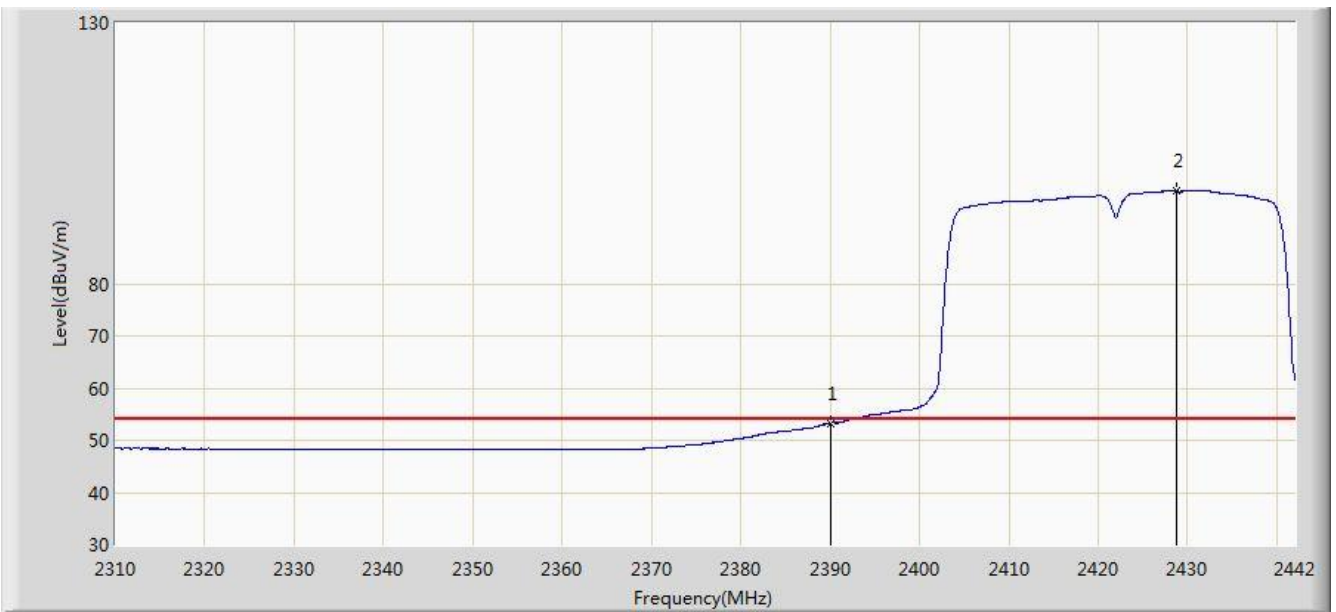


No	Flag	Mark	Frequency (MHz)	Measure Level (dBuV/m)	Reading Level (dBuV)	Margin (dB)	Limit (dBuV/m)	Factor (dB)	Type
1			2390.000	66.498	33.944	-7.502	74.000	32.554	PK
2		*	2431.308	109.389	76.886	N/A	N/A	32.503	PK

Note: Measure Level (dB $\mu$ V/m) = Reading Level (dB $\mu$ V) + Factor (dB)

Factor (dB) = Cable Loss (dB) + Antenna Factor (dB/m)

Site: AC1	Time: 2017/08/11 - 03:10
Limit: FCC_Part15.209_RE(3m)	Engineer: Kevin Ker
Probe: BBHA9120D_1GHz_18GHz	Polarity: Vertical
EUT: AC220 Wi-Fi AP OD directional antenna US	Power: DC 54V
Test Mode: Transmit by 802.11n-HT40 at channel 2422MHz Ant 1	

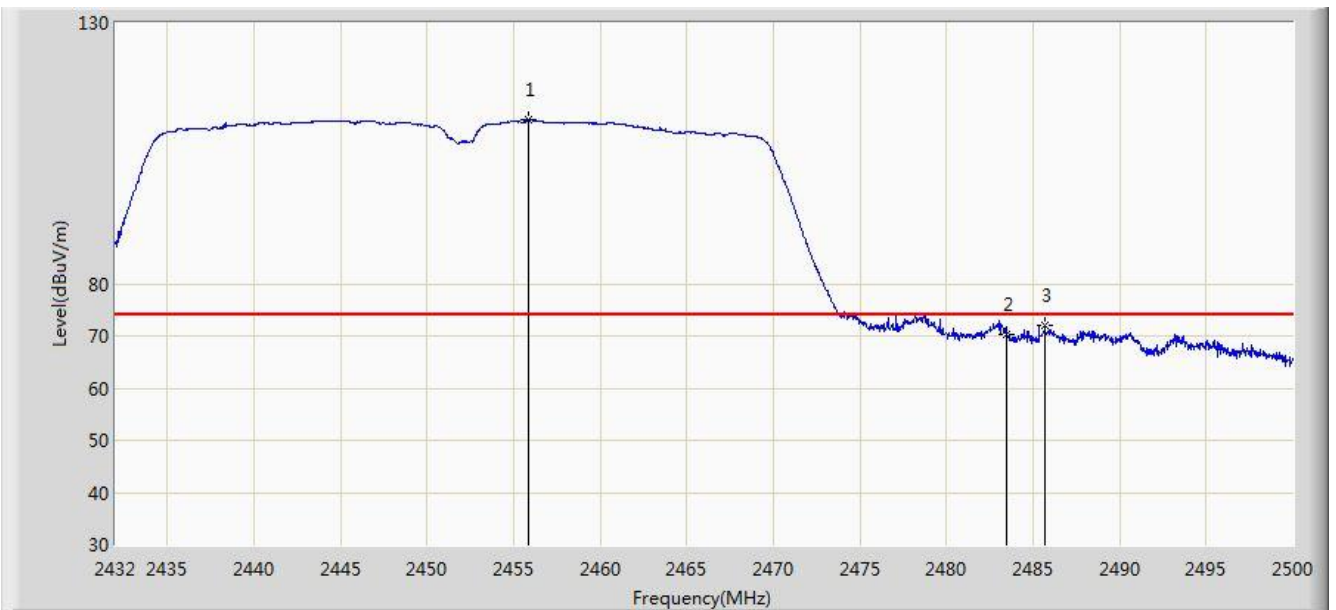


No	Flag	Mark	Frequency (MHz)	Measure Level (dBuV/m)	Reading Level (dBuV)	Margin (dB)	Limit (dBuV/m)	Factor (dB)	Type
1			2390.000	53.312	20.758	-0.688	54.000	32.554	AV
2		*	2428.800	97.706	65.200	N/A	N/A	32.506	AV

Note: Measure Level (dBμV/m) = Reading Level (dBμV) + Factor (dB)

Factor (dB) = Cable Loss (dB) + Antenna Factor (dB/m)

Site: AC1	Time: 2017/08/11 - 03:18
Limit: FCC_Part15.209_RE(3m)	Engineer: Kevin Ker
Probe: BBHA9120D_1GHz_18GHz	Polarity: Horizontal
EUT: AC220 Wi-Fi AP OD directional antenna US	Power: DC 54V
Test Mode: Transmit by 802.11n-HT40 at channel 2452MHz Ant 1	

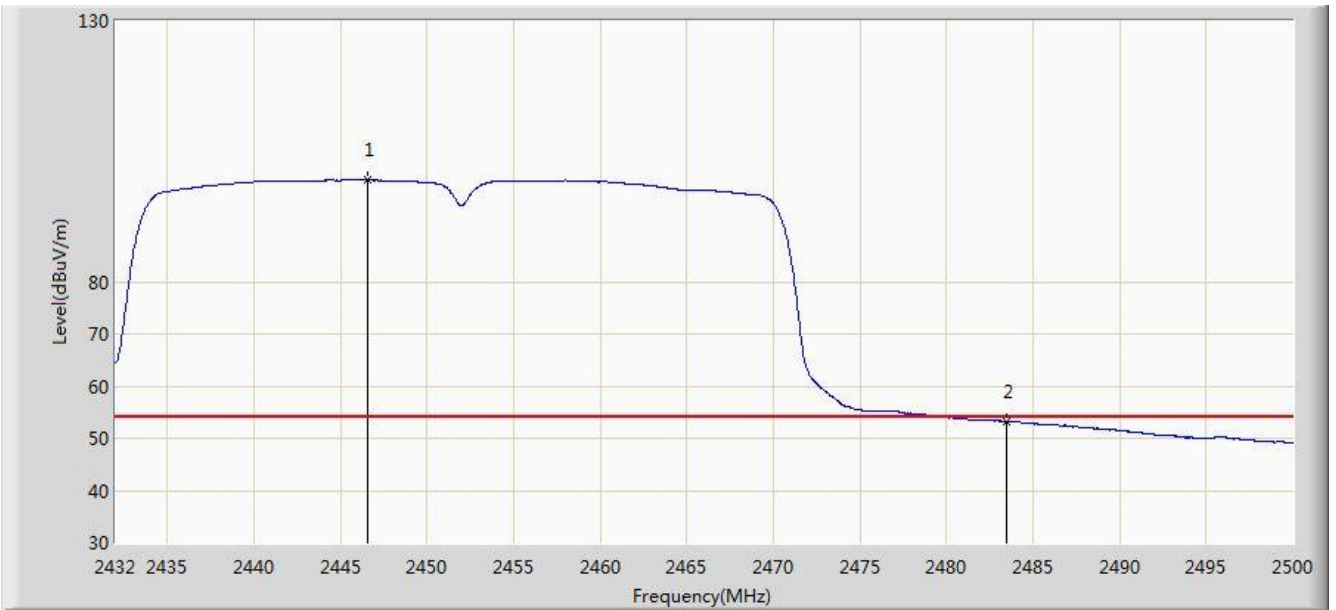


No	Flag	Mark	Frequency (MHz)	Measure Level (dBuV/m)	Reading Level (dBuV)	Margin (dB)	Limit (dBuV/m)	Factor (dB)	Type
1		*	2455.868	111.510	79.004	N/A	N/A	32.505	PK
2			2483.500	70.432	37.851	-3.568	74.000	32.580	PK
3			2485.686	72.072	39.485	-1.928	74.000	32.587	PK

Note: Measure Level (dB $\mu$ V/m) = Reading Level (dB $\mu$ V) + Factor (dB)

Factor (dB) = Cable Loss (dB) + Antenna Factor (dB/m)

Site: AC1	Time: 2017/08/11 - 03:17
Limit: FCC_Part15.209_RE(3m)	Engineer: Kevin Ker
Probe: BBHA9120D_1GHz_18GHz	Polarity: Horizontal
EUT: AC220 Wi-Fi AP OD directional antenna US	Power: DC 54V
Test Mode: Transmit by 802.11n-HT40 at channel 2452MHz Ant 1	

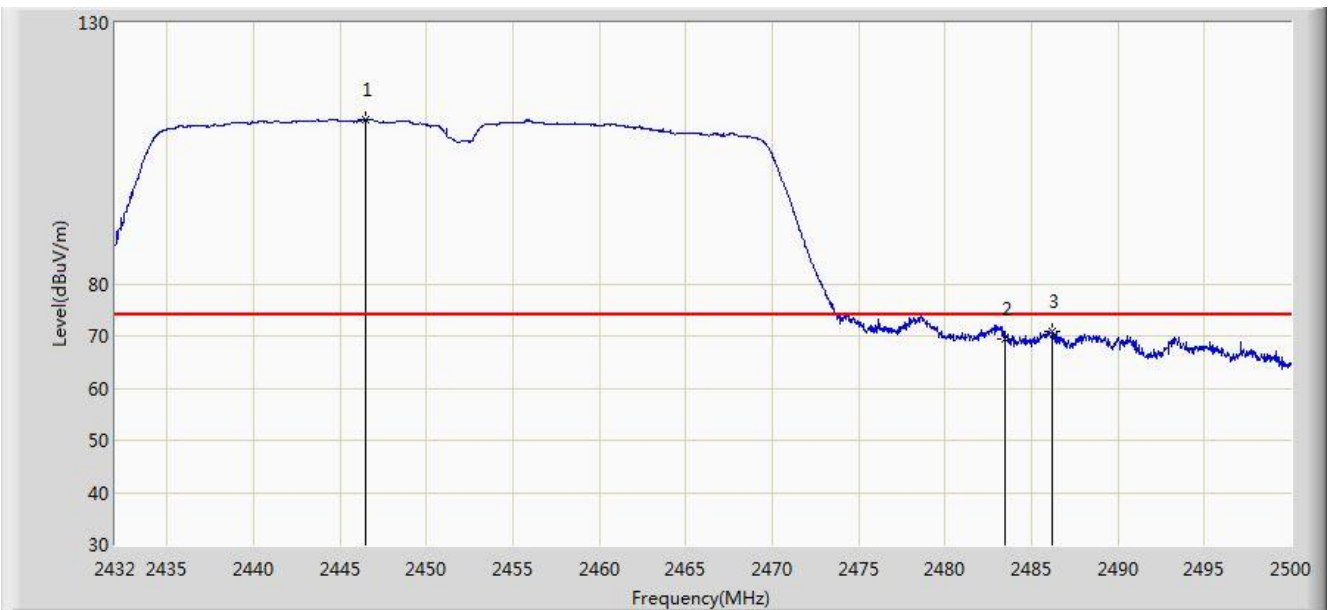


No	Flag	Mark	Frequency (MHz)	Measure Level (dBuV/m)	Reading Level (dBuV)	Margin (dB)	Limit (dBuV/m)	Factor (dB)	Type
1		*	2446.552	99.494	67.005	N/A	N/A	32.489	AV
2			2483.500	53.195	20.614	-0.805	54.000	32.580	AV

Note: Measure Level (dB $\mu$ V/m) = Reading Level (dB $\mu$ V) + Factor (dB)

Factor (dB) = Cable Loss (dB) + Antenna Factor (dB/m)

Site: AC1	Time: 2017/08/11 - 03:18
Limit: FCC_Part15.209_RE(3m)	Engineer: Kevin Ker
Probe: BBHA9120D_1GHz_18GHz	Polarity: Vertical
EUT: AC220 Wi-Fi AP OD directional antenna US	Power: DC 54V
Test Mode: Transmit by 802.11n-HT40 at channel 2452MHz Ant 1	



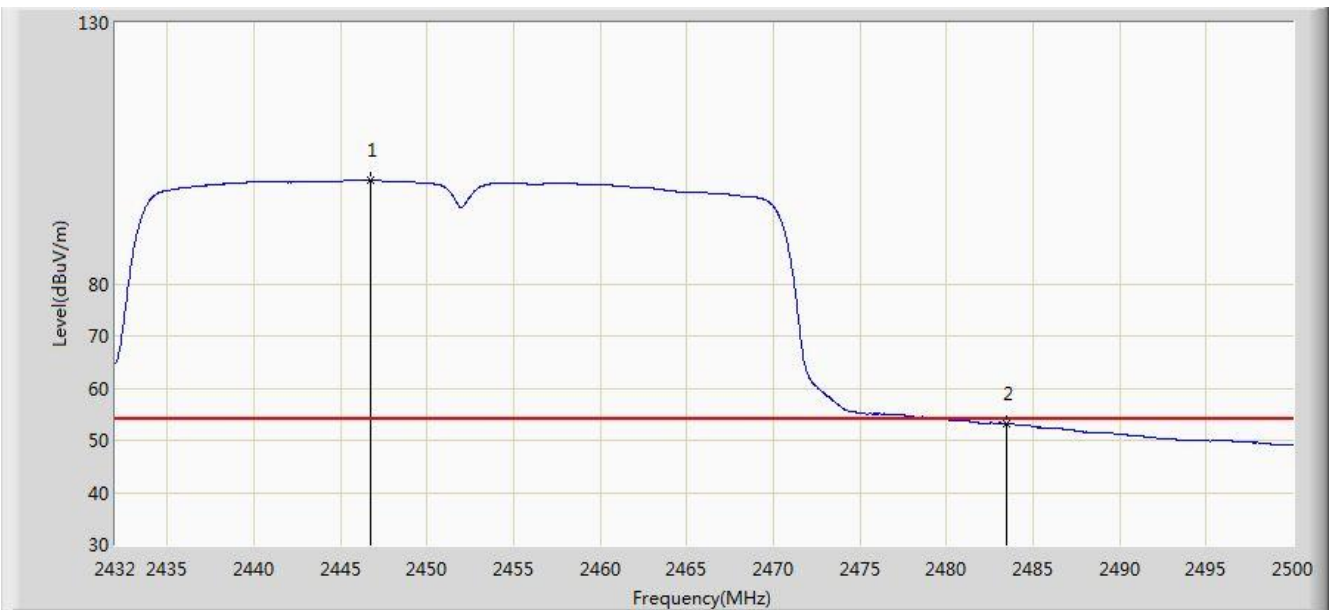
No	Flag	Mark	Frequency (MHz)	Measure Level (dBuV/m)	Reading Level (dBuV)	Margin (dB)	Limit (dBuV/m)	Factor (dB)	Type
1		*	2446.450	111.383	78.894	N/A	N/A	32.489	PK
2			2483.500	69.480	36.899	-4.520	74.000	32.580	PK
3			2486.230	70.949	38.360	-3.051	74.000	32.589	PK

Note: Measure Level (dB $\mu$ V/m) = Reading Level (dB $\mu$ V) + Factor (dB)

Factor (dB) = Cable Loss (dB) + Antenna Factor (dB/m)



Site: AC1	Time: 2017/08/11 - 03:19
Limit: FCC_Part15.209_RE(3m)	Engineer: Kevin Ker
Probe: BBHA9120D_1GHz_18GHz	Polarity: Vertical
EUT: AC220 Wi-Fi AP OD directional antenna US	Power: DC 54V
Test Mode: Transmit by 802.11n-HT40 at channel 2452MHz Ant 1	

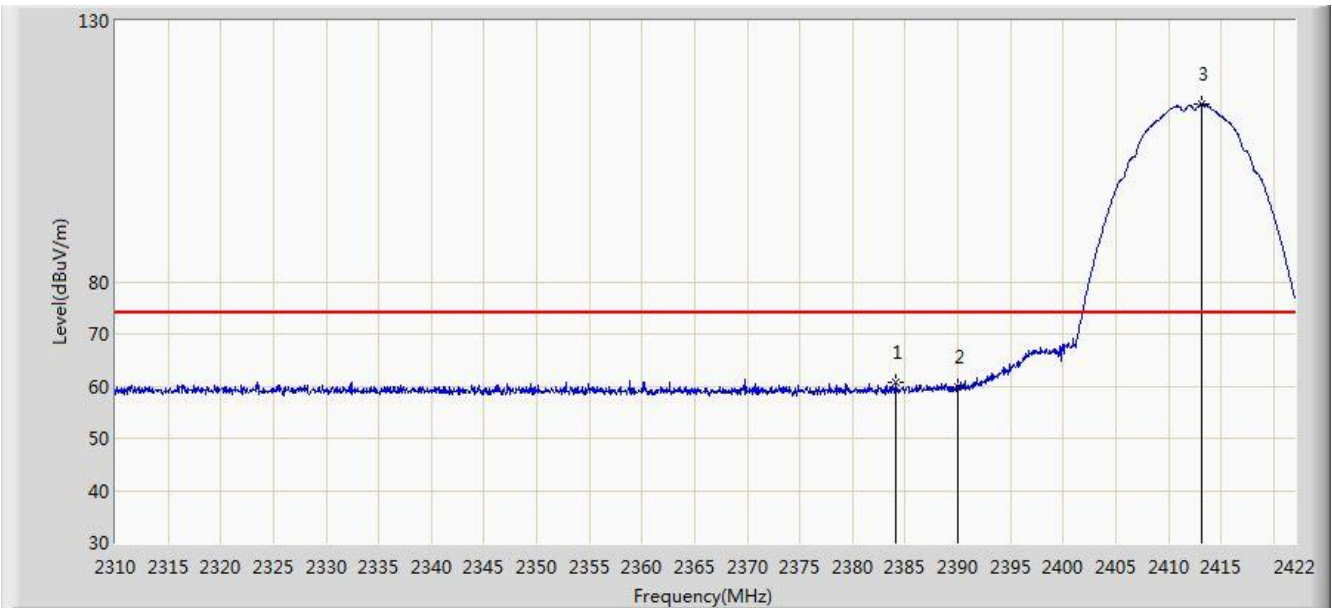


No	Flag	Mark	Frequency (MHz)	Measure Level (dBuV/m)	Reading Level (dBuV)	Margin (dB)	Limit (dBuV/m)	Factor (dB)	Type
1		*	2446.756	99.755	67.265	N/A	N/A	32.489	AV
2			2483.500	53.117	20.536	-0.883	54.000	32.580	AV

Note: Measure Level (dB $\mu$ V/m) = Reading Level (dB $\mu$ V) + Factor (dB)

Factor (dB) = Cable Loss (dB) + Antenna Factor (dB/m)

Site: AC1	Time: 2017/08/11 - 04:46
Limit: FCC_Part15.209_RE(3m)	Engineer: Kevin Ker
Probe: BBHA9120D_1GHz_18GHz	Polarity: Horizontal
EUT: AC220 Wi-Fi AP OD directional antenna US	Power: DC 54V
Test Mode: Transmit by 802.11b at channel 2412MHz Ant 2	

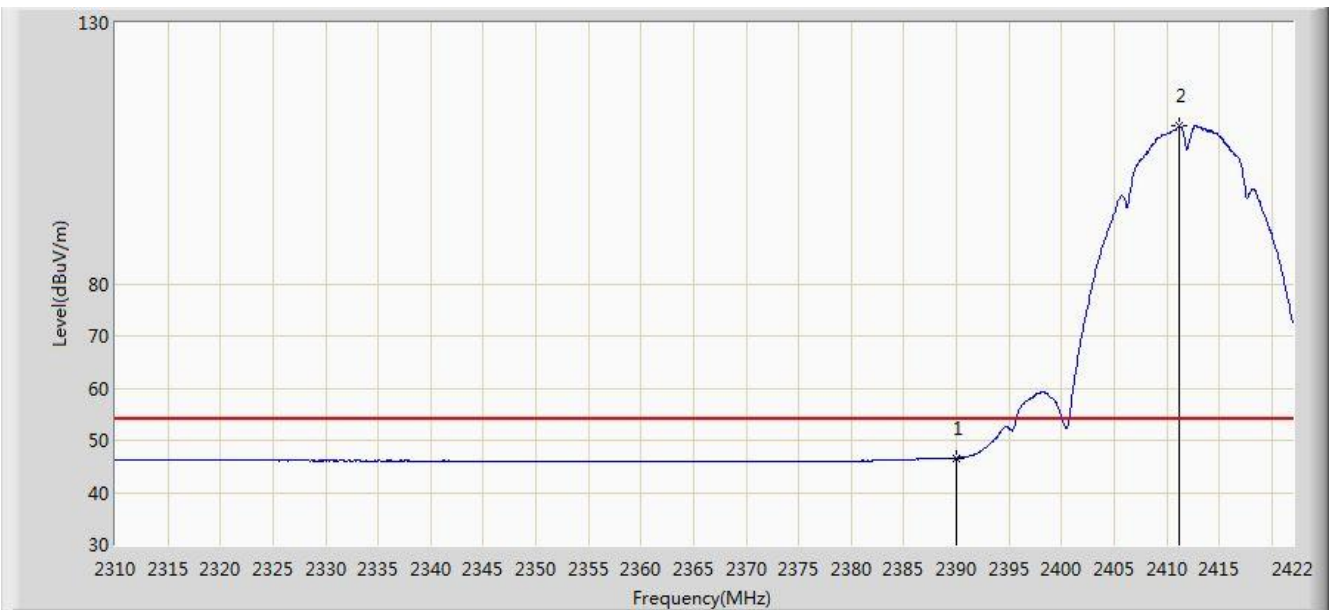


No	Flag	Mark	Frequency (MHz)	Measure Level (dBuV/m)	Reading Level (dBuV)	Margin (dB)	Limit (dBuV/m)	Factor (dB)	Type
1			2384.144	60.740	28.178	-13.260	74.000	32.563	PK
2			2390.000	59.909	27.355	-14.091	74.000	32.554	PK
3		*	2413.208	114.009	81.485	N/A	N/A	32.524	PK

Note: Measure Level (dB $\mu$ V/m) = Reading Level (dB $\mu$ V) + Factor (dB)

Factor (dB) = Cable Loss (dB) + Antenna Factor (dB/m)

Site: AC1	Time: 2017/08/11 - 04:49
Limit: FCC_Part15.209_RE(3m)	Engineer: Kevin Ker
Probe: BBHA9120D_1GHz_18GHz	Polarity: Horizontal
EUT: AC220 Wi-Fi AP OD directional antenna US	Power: DC 54V
Test Mode: Transmit by 802.11b at channel 2412MHz Ant 2	

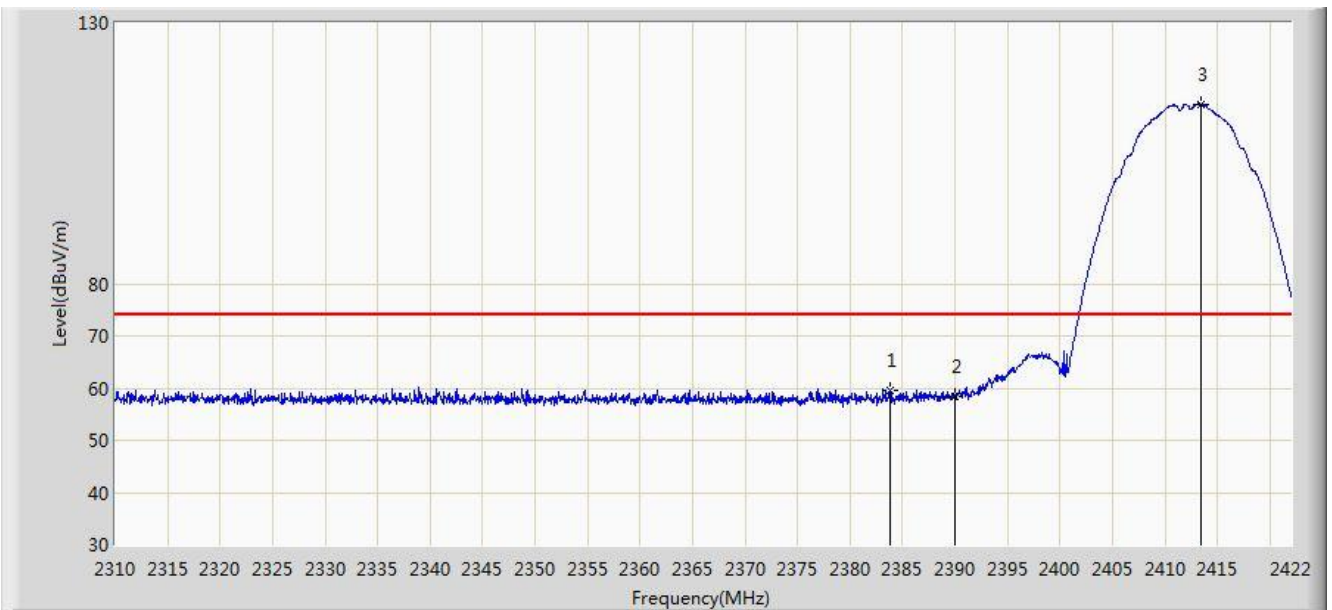


No	Flag	Mark	Frequency (MHz)	Measure Level (dBuV/m)	Reading Level (dBuV)	Margin (dB)	Limit (dBuV/m)	Factor (dB)	Type
1			2390.000	46.599	14.045	-7.401	54.000	32.554	AV
2		*	2411.136	110.181	77.654	N/A	N/A	32.527	AV

Note: Measure Level (dB $\mu$ V/m) = Reading Level (dB $\mu$ V) + Factor (dB)

Factor (dB) = Cable Loss (dB) + Antenna Factor (dB/m)

Site: AC1	Time: 2017/08/11 - 04:50
Limit: FCC_Part15.209_RE(3m)	Engineer: Kevin Ker
Probe: BBHA9120D_1GHz_18GHz	Polarity: Vertical
EUT: AC220 Wi-Fi AP OD directional antenna US	Power: DC 54V
Test Mode: Transmit by 802.11b at channel 2412MHz Ant 2	

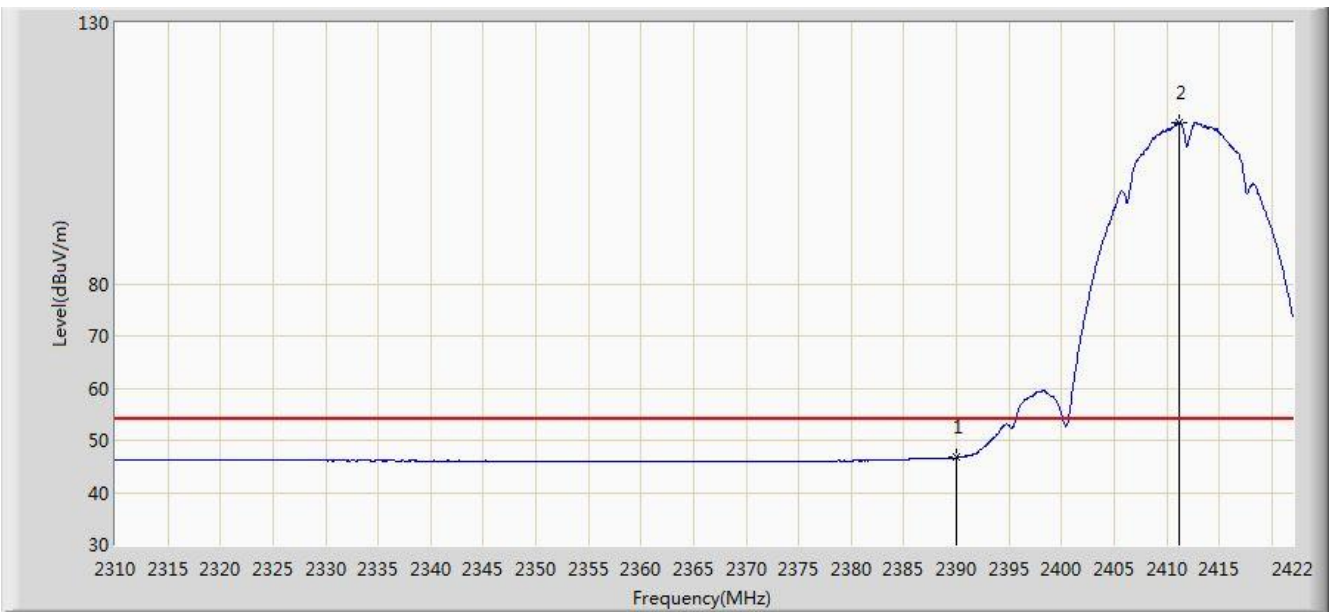


No	Flag	Mark	Frequency (MHz)	Measure Level (dBuV/m)	Reading Level (dBuV)	Margin (dB)	Limit (dBuV/m)	Factor (dB)	Type
1			2383.864	59.679	27.116	-14.321	74.000	32.563	PK
2			2390.000	58.348	25.794	-15.652	74.000	32.554	PK
3		*	2413.432	114.426	81.902	N/A	N/A	32.524	PK

Note: Measure Level (dB $\mu$ V/m) = Reading Level (dB $\mu$ V) + Factor (dB)

Factor (dB) = Cable Loss (dB) + Antenna Factor (dB/m)

Site: AC1	Time: 2017/08/11 - 04:50
Limit: FCC_Part15.209_RE(3m)	Engineer: Kevin Ker
Probe: BBHA9120D_1GHz_18GHz	Polarity: Vertical
EUT: AC220 Wi-Fi AP OD directional antenna US	Power: DC 54V
Test Mode: Transmit by 802.11b at channel 2412MHz Ant 2	

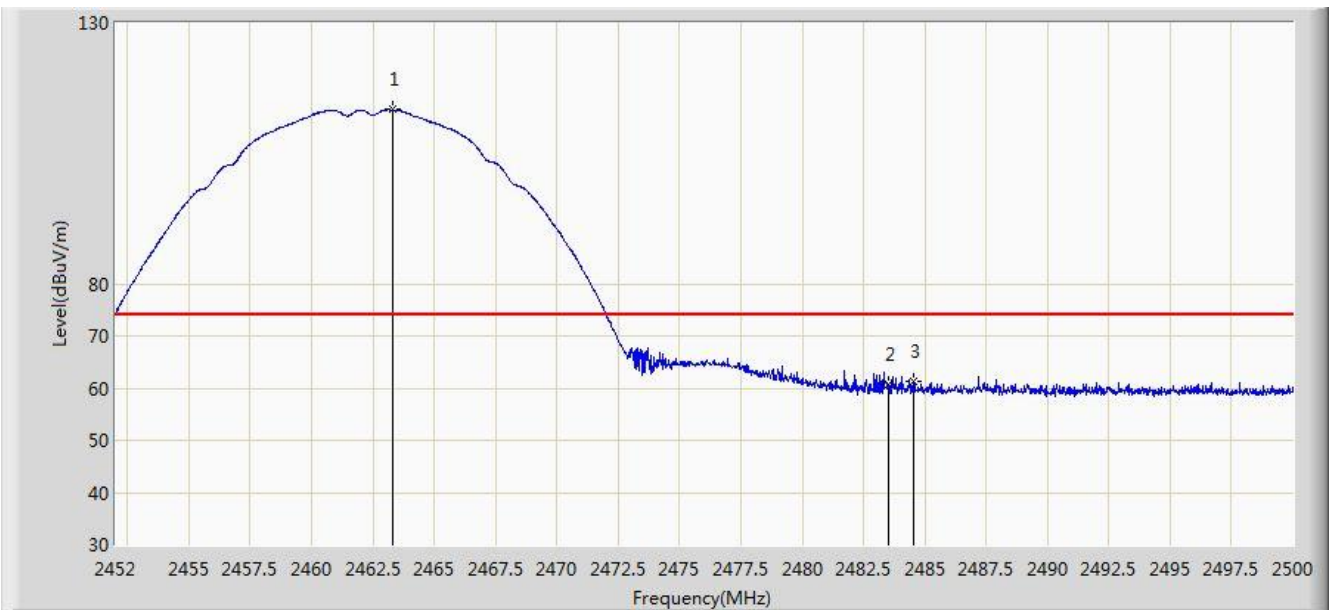


No	Flag	Mark	Frequency (MHz)	Measure Level (dBuV/m)	Reading Level (dBuV)	Margin (dB)	Limit (dBuV/m)	Factor (dB)	Type
1			2390.000	46.692	14.138	-7.308	54.000	32.554	AV
2		*	2411.136	110.956	78.429	N/A	N/A	32.527	AV

Note: Measure Level (dB $\mu$ V/m) = Reading Level (dB $\mu$ V) + Factor (dB)

Factor (dB) = Cable Loss (dB) + Antenna Factor (dB/m)

Site: AC1	Time: 2017/08/11 - 04:51
Limit: FCC_Part15.209_RE(3m)	Engineer: Kevin Ker
Probe: BBHA9120D_1GHz_18GHz	Polarity: Horizontal
EUT: AC220 Wi-Fi AP OD directional antenna US	Power: DC 54V
Test Mode: Transmit by 802.11b at channel 2462MHz Ant 2	



No	Flag	Mark	Frequency (MHz)	Measure Level (dBuV/m)	Reading Level (dBuV)	Margin (dB)	Limit (dBuV/m)	Factor (dB)	Type
1		*	2463.328	113.349	80.829	N/A	N/A	32.520	PK
2			2483.500	60.710	28.129	-13.290	74.000	32.580	PK
3			2484.520	61.330	28.746	-12.670	74.000	32.584	PK

Note: Measure Level (dB $\mu$ V/m) = Reading Level (dB $\mu$ V) + Factor (dB)

Factor (dB) = Cable Loss (dB) + Antenna Factor (dB/m)

Site: AC1	Time: 2017/08/11 - 04:53
Limit: FCC_Part15.209_RE(3m)	Engineer: Kevin Ker
Probe: BBHA9120D_1GHz_18GHz	Polarity: Horizontal
EUT: AC220 Wi-Fi AP OD directional antenna US	Power: DC 54V
Test Mode: Transmit by 802.11b at channel 2462MHz Ant 2	

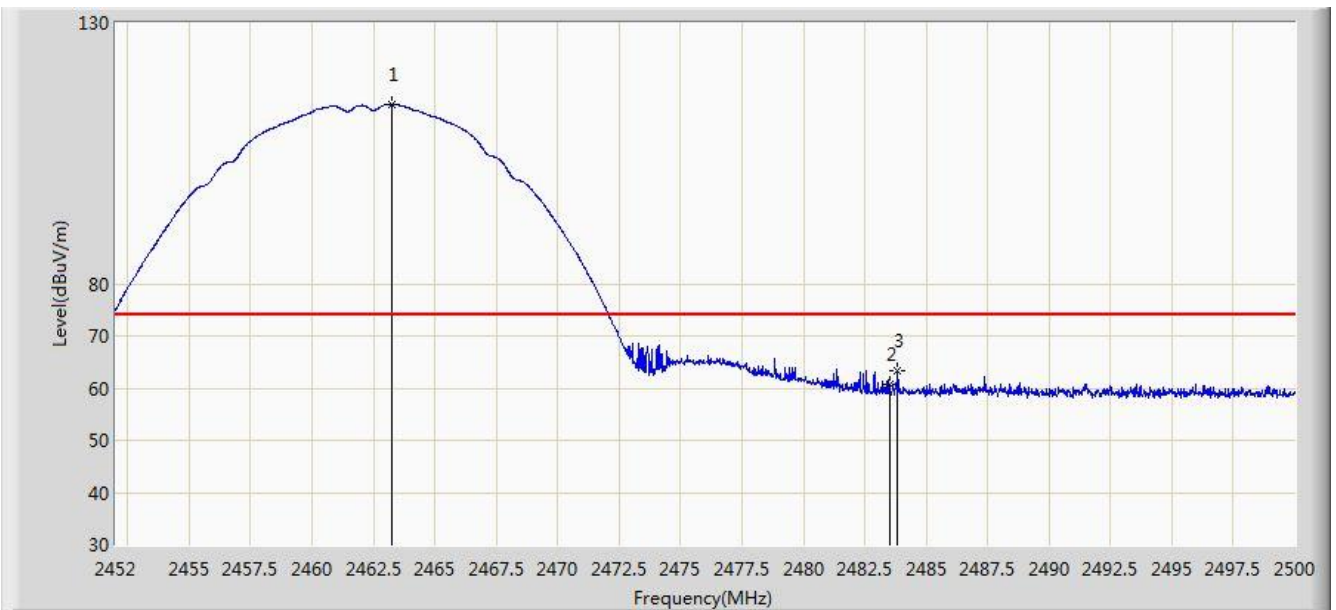


No	Flag	Mark	Frequency (MHz)	Measure Level (dBuV/m)	Reading Level (dBuV)	Margin (dB)	Limit (dBuV/m)	Factor (dB)	Type
1		*	2461.168	109.711	77.196	N/A	N/A	32.515	AV
2			2483.500	46.845	14.264	-7.155	54.000	32.580	AV

Note: Measure Level (dB $\mu$ V/m) = Reading Level (dB $\mu$ V) + Factor (dB)

Factor (dB) = Cable Loss (dB) + Antenna Factor (dB/m)

Site: AC1	Time: 2017/08/11 - 04:53
Limit: FCC_Part15.209_RE(3m)	Engineer: Kevin Ker
Probe: BBHA9120D_1GHz_18GHz	Polarity: Vertical
EUT: AC220 Wi-Fi AP OD directional antenna US	Power: DC 54V
Test Mode: Transmit by 802.11b at channel 2462MHz Ant 2	



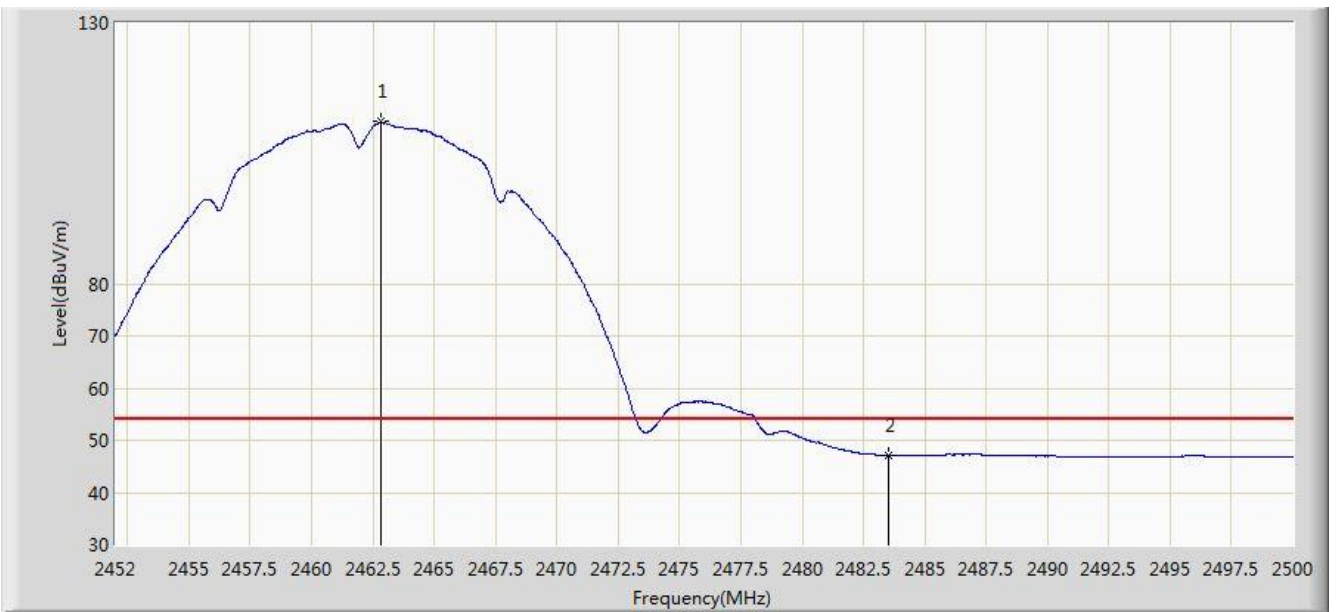
No	Flag	Mark	Frequency (MHz)	Measure Level (dBuV/m)	Reading Level (dBuV)	Margin (dB)	Limit (dBuV/m)	Factor (dB)	Type
1		*	2463.256	114.443	81.923	N/A	N/A	32.520	PK
2			2483.500	60.584	28.003	-13.416	74.000	32.580	PK
3			2483.848	63.246	30.664	-10.754	74.000	32.582	PK

Note: Measure Level (dB $\mu$ V/m) = Reading Level (dB $\mu$ V) + Factor (dB)

Factor (dB) = Cable Loss (dB) + Antenna Factor (dB/m)



Site: AC1	Time: 2017/08/11 - 04:54
Limit: FCC_Part15.209_RE(3m)	Engineer: Kevin Ker
Probe: BBHA9120D_1GHz_18GHz	Polarity: Vertical
EUT: AC220 Wi-Fi AP OD directional antenna US	Power: DC 54V
Test Mode: Transmit by 802.11b at channel 2462MHz Ant 2	

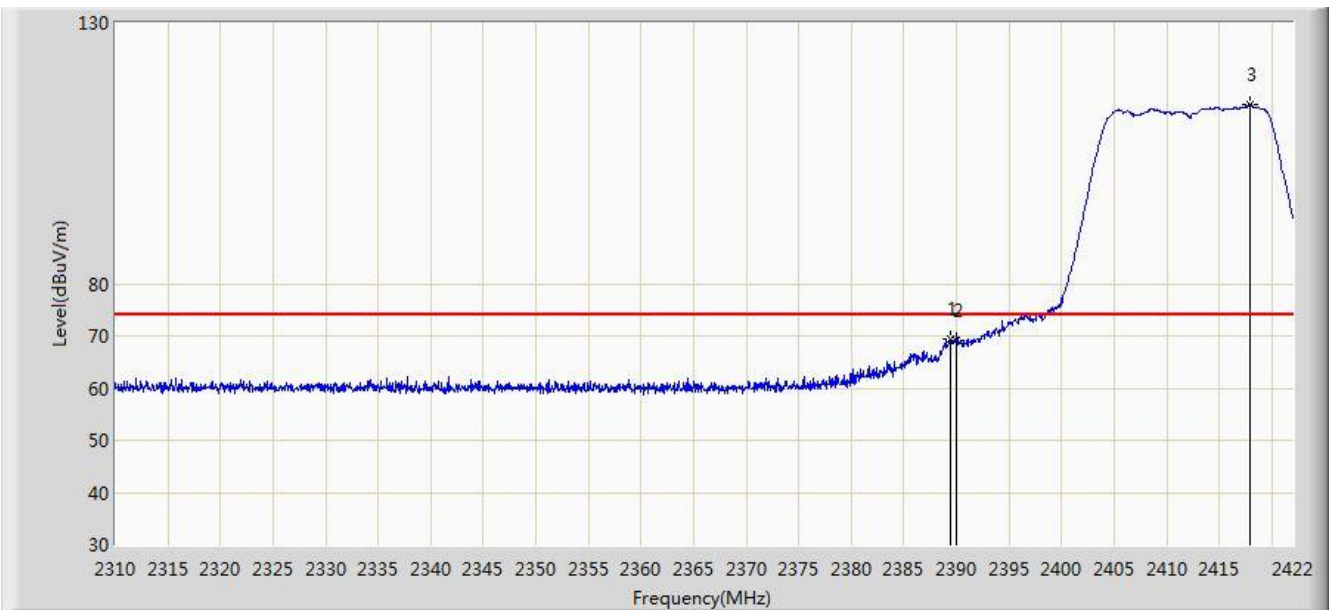


No	Flag	Mark	Frequency (MHz)	Measure Level (dBuV/m)	Reading Level (dBuV)	Margin (dB)	Limit (dBuV/m)	Factor (dB)	Type
1		*	2462.848	111.215	78.696	N/A	N/A	32.518	AV
2			2483.500	47.212	14.631	-6.788	54.000	32.580	AV

Note: Measure Level (dB $\mu$ V/m) = Reading Level (dB $\mu$ V) + Factor (dB)

Factor (dB) = Cable Loss (dB) + Antenna Factor (dB/m)

Site: AC1	Time: 2017/08/11 - 05:06
Limit: FCC_Part15.209_RE(3m)	Engineer: Kevin Ker
Probe: BBHA9120D_1GHz_18GHz	Polarity: Horizontal
EUT: AC220 Wi-Fi AP OD directional antenna US	Power: DC 54V
Test Mode: Transmit by 802.11g at channel 2412MHz Ant 2	

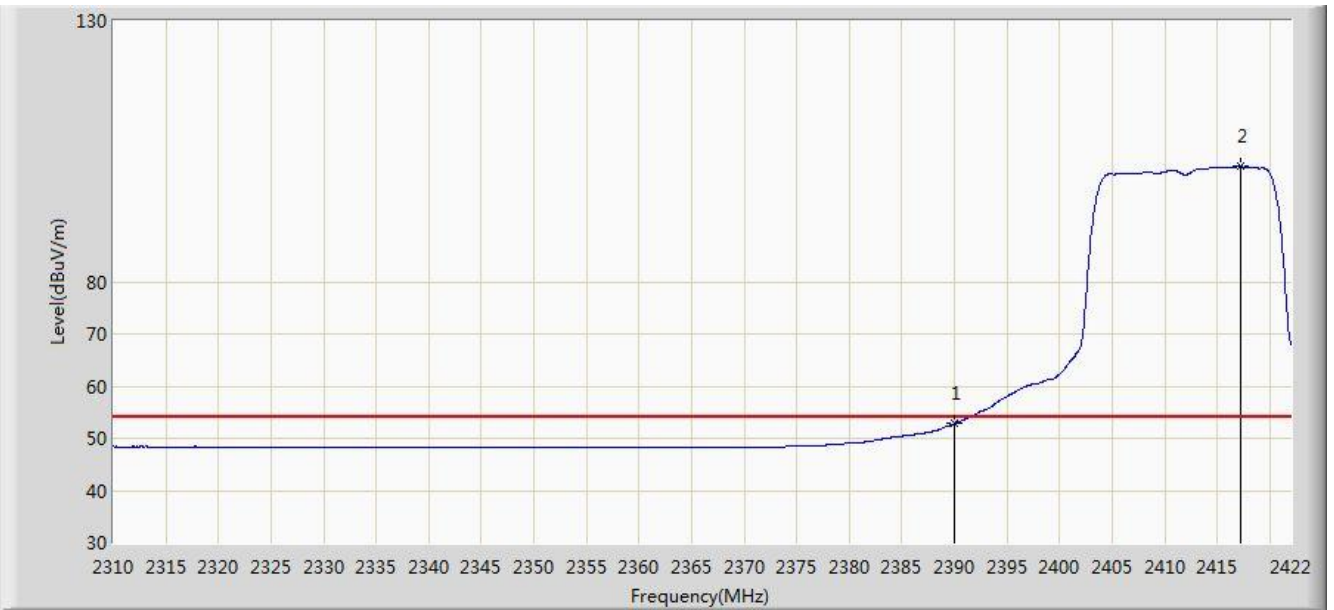


No	Flag	Mark	Frequency (MHz)	Measure Level (dBuV/m)	Reading Level (dBuV)	Margin (dB)	Limit (dBuV/m)	Factor (dB)	Type
1			2389.464	69.411	36.856	-4.589	74.000	32.555	PK
2			2390.000	69.120	36.566	-4.880	74.000	32.554	PK
3		*	2417.912	114.325	81.806	N/A	N/A	32.518	PK

Note: Measure Level (dB $\mu$ V/m) = Reading Level (dB $\mu$ V) + Factor (dB)

Factor (dB) = Cable Loss (dB) + Antenna Factor (dB/m)

Site: AC1	Time: 2017/08/11 - 05:06
Limit: FCC_Part15.209_RE(3m)	Engineer: Kevin Ker
Probe: BBHA9120D_1GHz_18GHz	Polarity: Horizontal
EUT: AC220 Wi-Fi AP OD directional antenna US	Power: DC 54V
Test Mode: Transmit by 802.11g at channel 2412MHz Ant 2	

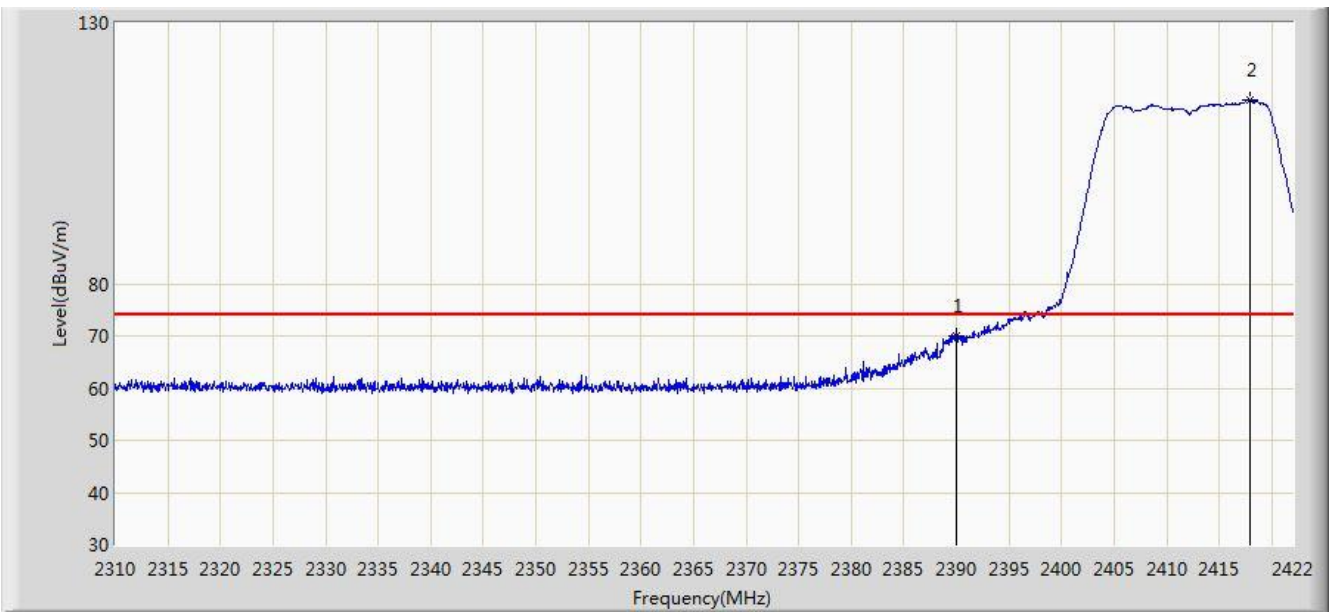


No	Flag	Mark	Frequency (MHz)	Measure Level (dBuV/m)	Reading Level (dBuV)	Margin (dB)	Limit (dBuV/m)	Factor (dB)	Type
1			2390.000	52.804	20.250	-1.196	54.000	32.554	AV
2		*	2417.240	102.042	69.523	N/A	N/A	32.519	AV

Note: Measure Level (dBμV/m) = Reading Level (dBμV) + Factor (dB)

Factor (dB) = Cable Loss (dB) + Antenna Factor (dB/m)

Site: AC1	Time: 2017/08/11 - 05:05
Limit: FCC_Part15.209_RE(3m)	Engineer: Kevin Ker
Probe: BBHA9120D_1GHz_18GHz	Polarity: Vertical
EUT: AC220 Wi-Fi AP OD directional antenna US	Power: DC 54V
Test Mode: Transmit by 802.11g at channel 2412MHz Ant 2	

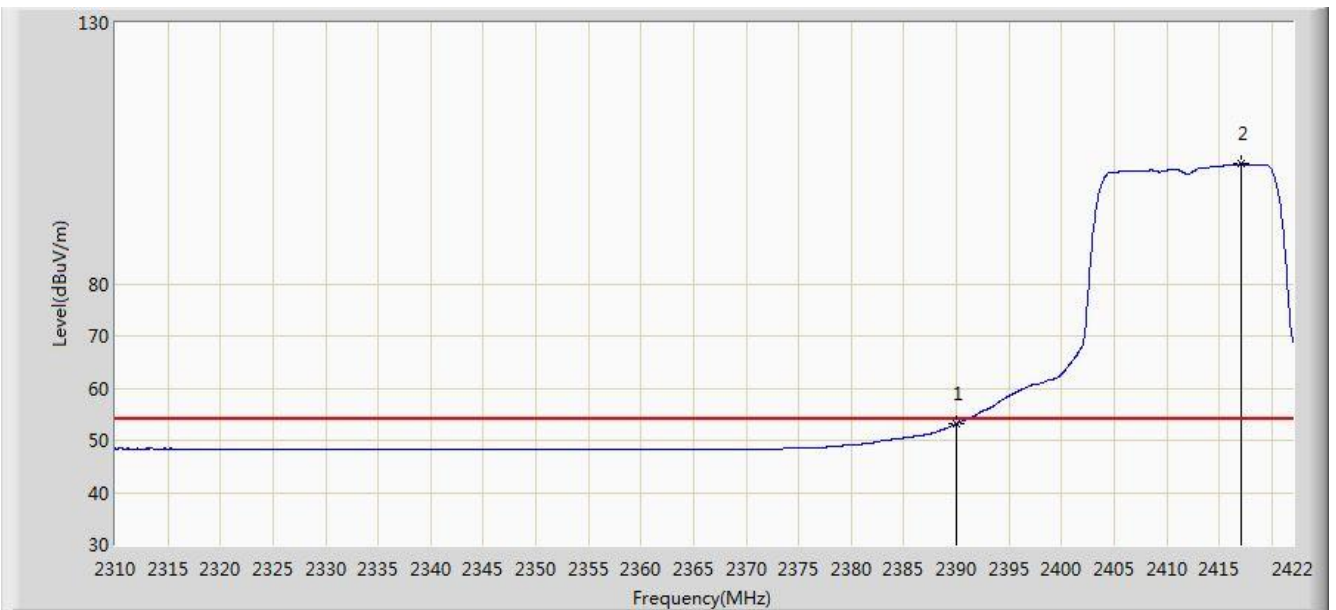


No	Flag	Mark	Frequency (MHz)	Measure Level (dBuV/m)	Reading Level (dBuV)	Margin (dB)	Limit (dBuV/m)	Factor (dB)	Type
1			2390.000	70.129	37.575	-3.871	74.000	32.554	PK
2		*	2417.912	115.306	82.787	N/A	N/A	32.518	PK

Note: Measure Level (dB $\mu$ V/m) = Reading Level (dB $\mu$ V) + Factor (dB)

Factor (dB) = Cable Loss (dB) + Antenna Factor (dB/m)

Site: AC1	Time: 2017/08/11 - 05:04
Limit: FCC_Part15.209_RE(3m)	Engineer: Kevin Ker
Probe: BBHA9120D_1GHz_18GHz	Polarity: Vertical
EUT: AC220 Wi-Fi AP OD directional antenna US	Power: DC 54V
Test Mode: Transmit by 802.11g at channel 2412MHz Ant 2	

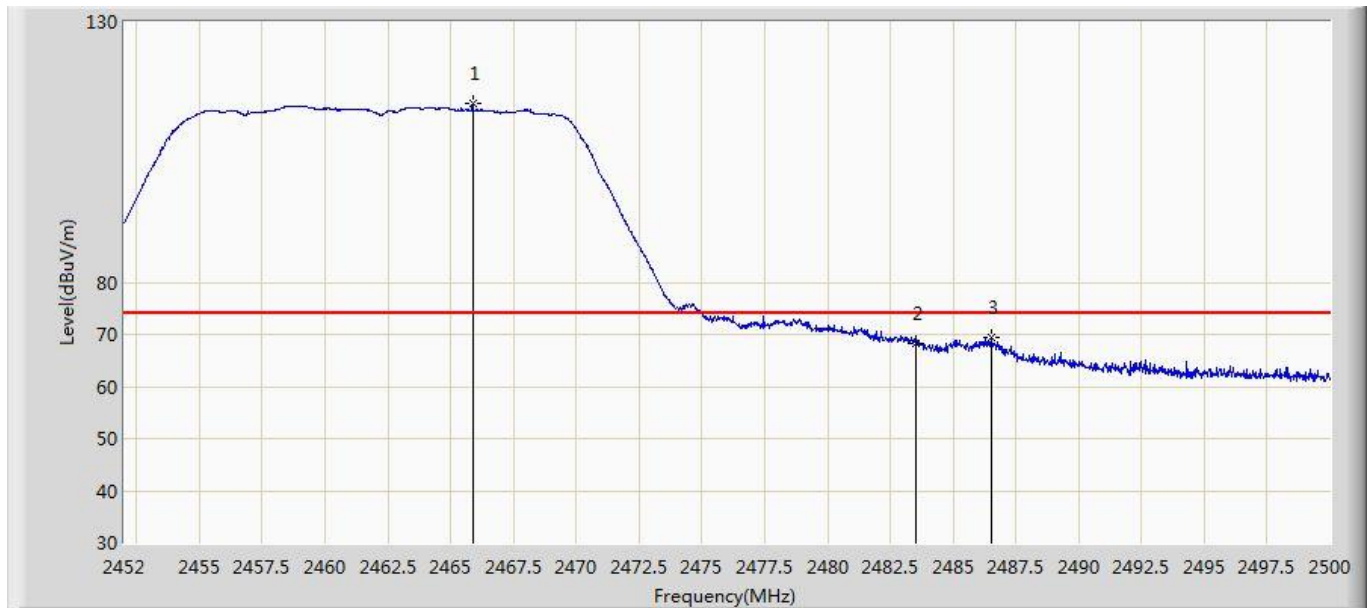


No	Flag	Mark	Frequency (MHz)	Measure Level (dBuV/m)	Reading Level (dBuV)	Margin (dB)	Limit (dBuV/m)	Factor (dB)	Type
1			2390.000	53.202	20.648	-0.798	54.000	32.554	AV
2		*	2417.072	102.916	70.396	N/A	N/A	32.519	AV

Note: Measure Level (dB $\mu$ V/m) = Reading Level (dB $\mu$ V) + Factor (dB)

Factor (dB) = Cable Loss (dB) + Antenna Factor (dB/m)

Site: AC1	Time: 2017/08/11 - 05:11
Limit: FCC_Part15.209_RE(3m)	Engineer: Kevin Ker
Probe: BBHA9120D_1GHz_18GHz	Polarity: Horizontal
EUT: AC220 Wi-Fi AP OD directional antenna US	Power: DC 54V
Test Mode: Transmit by 802.11g at channel 2462MHz Ant 2	

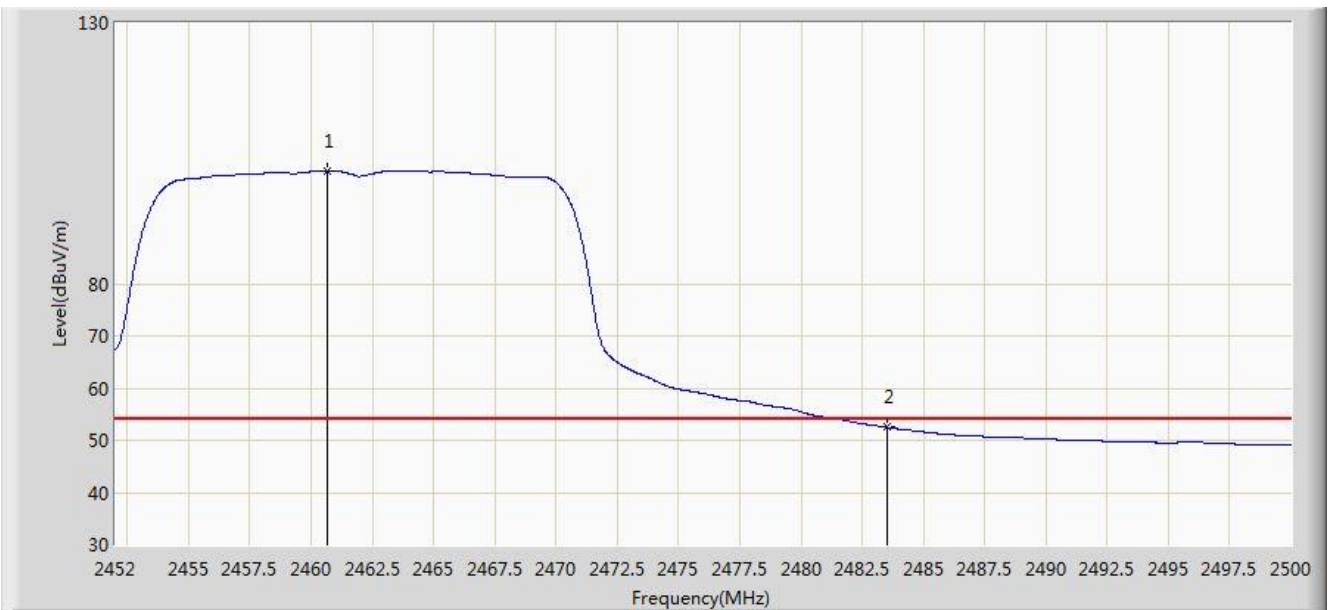


No	Flag	Mark	Frequency (MHz)	Measure Level (dBuV/m)	Reading Level (dBuV)	Margin (dB)	Limit (dBuV/m)	Factor (dB)	Type
1		*	2465.872	114.379	81.851	N/A	N/A	32.528	PK
2			2483.500	68.361	35.780	-5.639	74.000	32.580	PK
3			2486.512	69.319	36.729	-4.681	74.000	32.590	PK

Note: Measure Level (dB $\mu$ V/m) = Reading Level (dB $\mu$ V) + Factor (dB)

Factor (dB) = Cable Loss (dB) + Antenna Factor (dB/m)

Site: AC1	Time: 2017/08/11 - 05:12
Limit: FCC_Part15.209_RE(3m)	Engineer: Kevin Ker
Probe: BBHA9120D_1GHz_18GHz	Polarity: Horizontal
EUT: AC220 Wi-Fi AP OD directional antenna US	Power: DC 54V
Test Mode: Transmit by 802.11g at channel 2462MHz Ant 2	

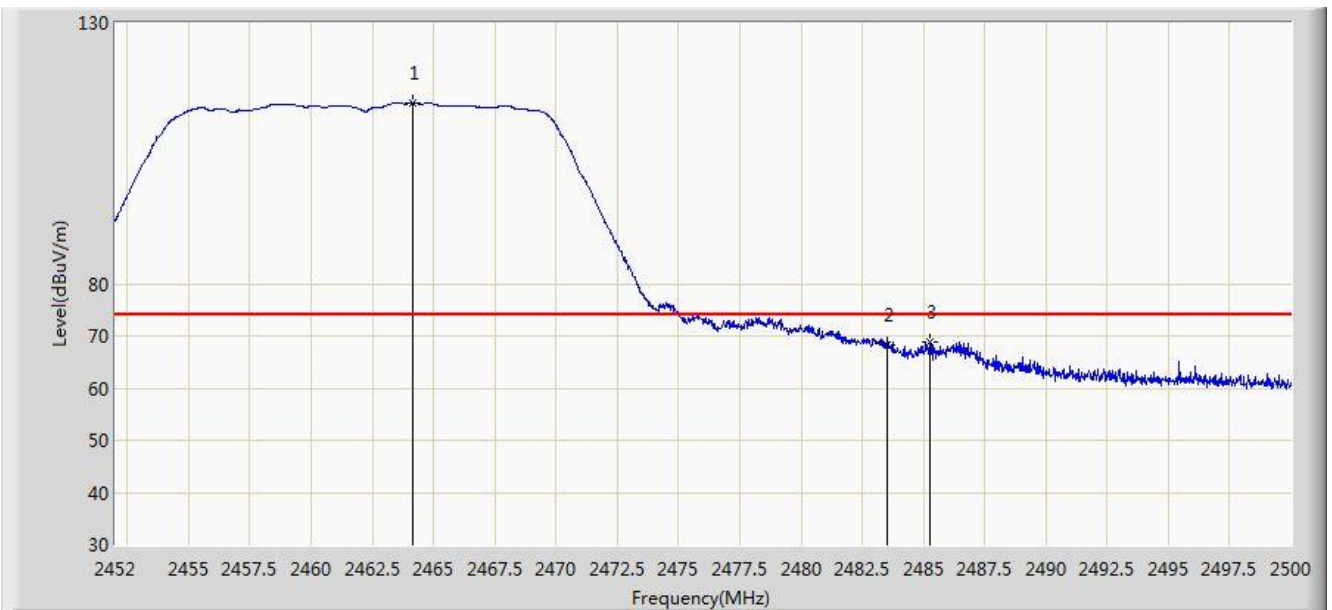


No	Flag	Mark	Frequency (MHz)	Measure Level (dBuV/m)	Reading Level (dBuV)	Margin (dB)	Limit (dBuV/m)	Factor (dB)	Type
1		*	2460.640	101.718	69.204	N/A	N/A	32.514	AV
2			2483.500	52.472	19.891	-1.528	54.000	32.580	AV

Note: Measure Level (dB $\mu$ V/m) = Reading Level (dB $\mu$ V) + Factor (dB)

Factor (dB) = Cable Loss (dB) + Antenna Factor (dB/m)

Site: AC1	Time: 2017/08/11 - 05:10
Limit: FCC_Part15.209_RE(3m)	Engineer: Kevin Ker
Probe: BBHA9120D_1GHz_18GHz	Polarity: Vertical
EUT: AC220 Wi-Fi AP OD directional antenna US	Power: DC 54V
Test Mode: Transmit by 802.11g at channel 2462MHz Ant 2	



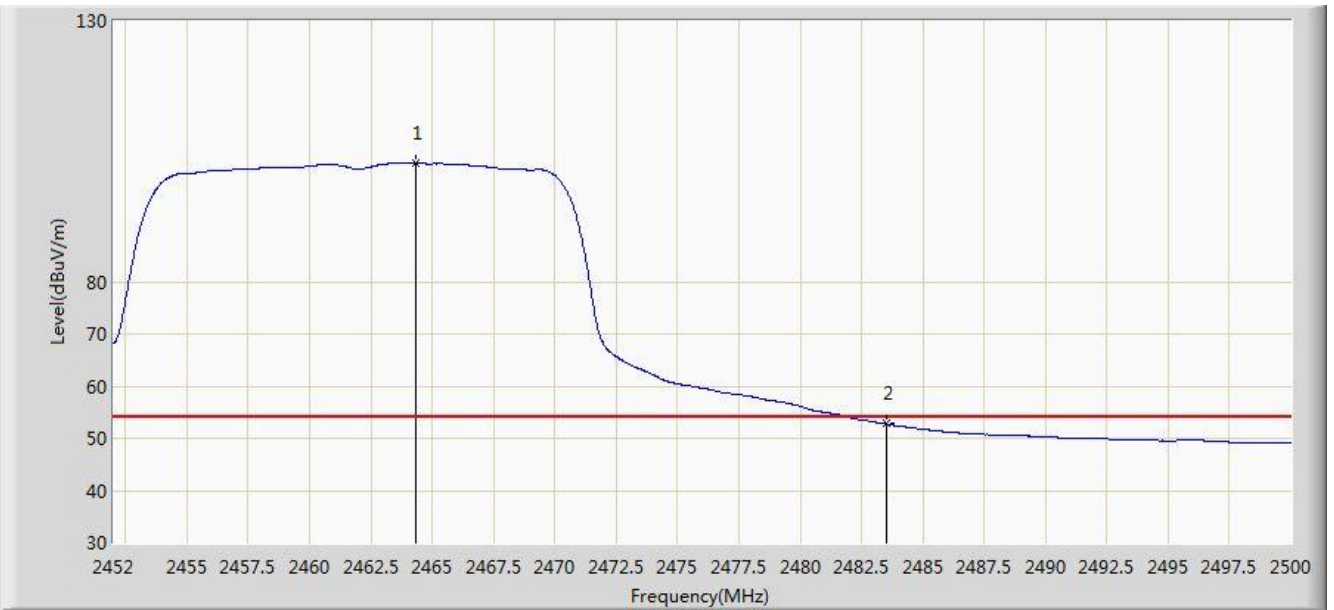
No	Flag	Mark	Frequency (MHz)	Measure Level (dBuV/m)	Reading Level (dBuV)	Margin (dB)	Limit (dBuV/m)	Factor (dB)	Type
1		*	2464.144	114.588	82.065	N/A	N/A	32.523	PK
2			2483.500	68.290	35.709	-5.710	74.000	32.580	PK
3			2485.288	68.956	36.370	-5.044	74.000	32.585	PK

Note: Measure Level (dB $\mu$ V/m) = Reading Level (dB $\mu$ V) + Factor (dB)

Factor (dB) = Cable Loss (dB) + Antenna Factor (dB/m)



Site: AC1	Time: 2017/08/11 - 05:08
Limit: FCC_Part15.209_RE(3m)	Engineer: Kevin Ker
Probe: BBHA9120D_1GHz_18GHz	Polarity: Vertical
EUT: AC220 Wi-Fi AP OD directional antenna US	Power: DC 54V
Test Mode: Transmit by 802.11g at channel 2462MHz Ant 2	

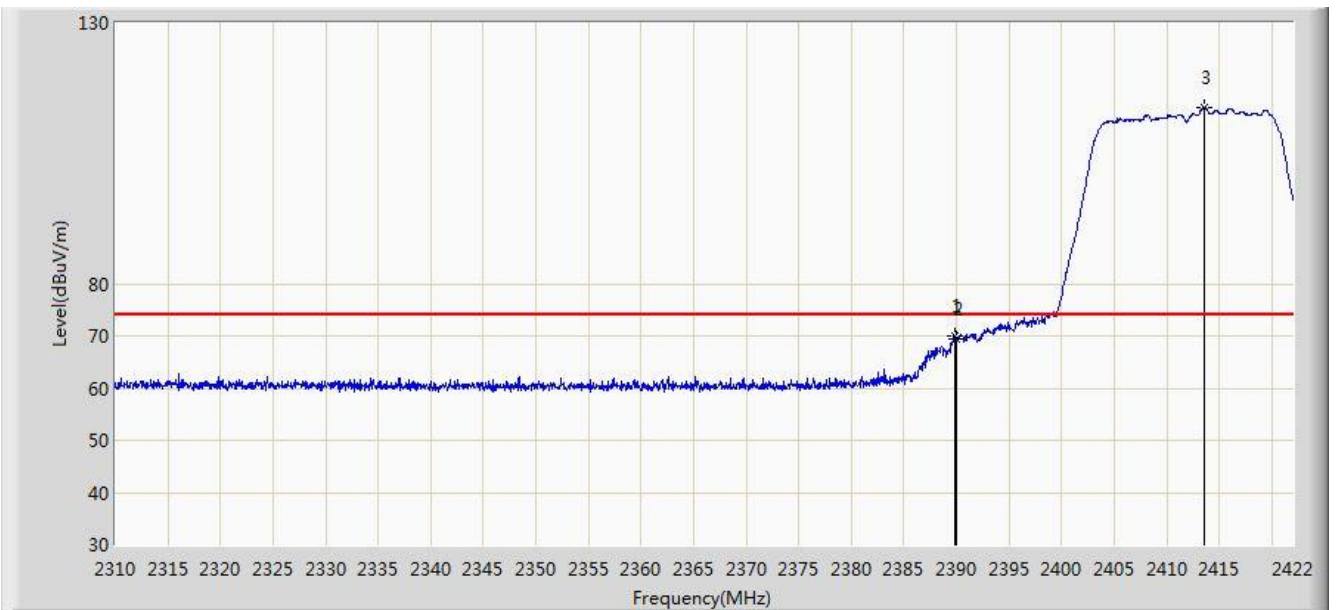


No	Flag	Mark	Frequency (MHz)	Measure Level (dBuV/m)	Reading Level (dBuV)	Margin (dB)	Limit (dBuV/m)	Factor (dB)	Type
1		*	2464.360	102.712	70.189	N/A	N/A	32.523	AV
2			2483.500	52.768	20.187	-1.232	54.000	32.580	AV

Note: Measure Level (dB $\mu$ V/m) = Reading Level (dB $\mu$ V) + Factor (dB)

Factor (dB) = Cable Loss (dB) + Antenna Factor (dB/m)

Site: AC1	Time: 2017/08/11 - 05:18
Limit: FCC_Part15.209_RE(3m)	Engineer: Kevin Ker
Probe: BBHA9120D_1GHz_18GHz	Polarity: Horizontal
EUT: AC220 Wi-Fi AP OD directional antenna US	Power: DC 54V
Test Mode: Transmit by 802.11n-HT20 at channel 2412MHz Ant 2	

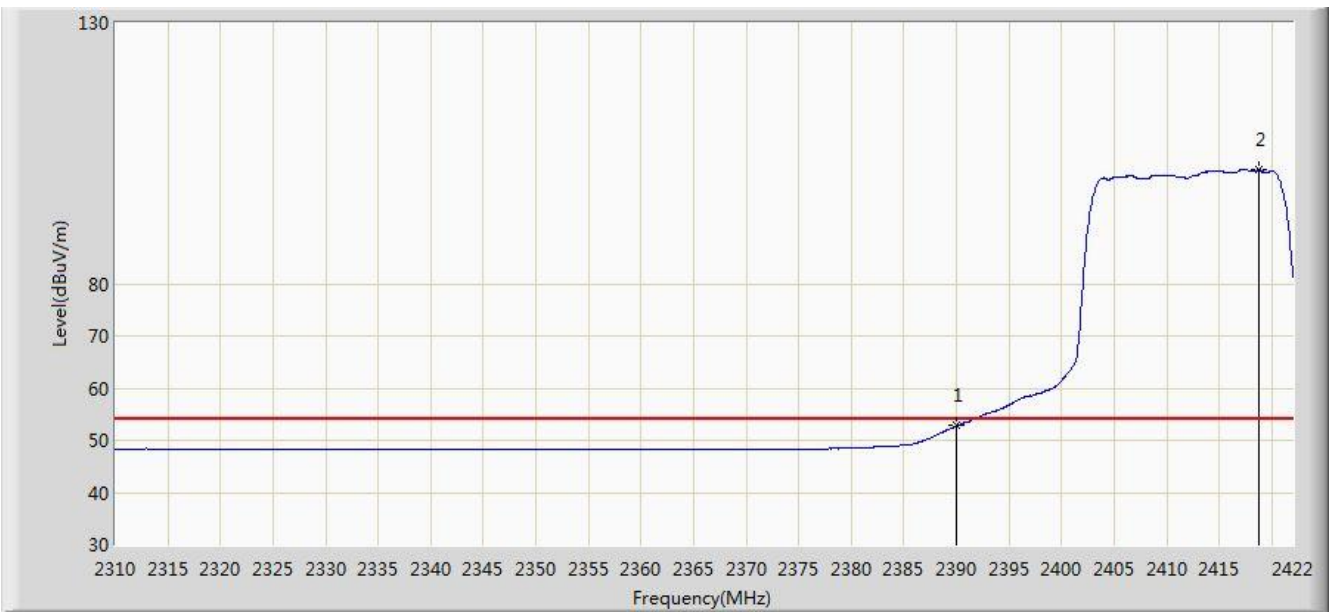


No	Flag	Mark	Frequency (MHz)	Measure Level (dBuV/m)	Reading Level (dBuV)	Margin (dB)	Limit (dBuV/m)	Factor (dB)	Type
1			2389.800	70.111	37.556	-3.889	74.000	32.555	PK
2			2390.000	69.276	36.722	-4.724	74.000	32.554	PK
3		*	2413.600	113.750	81.226	N/A	N/A	32.524	PK

Note: Measure Level (dB $\mu$ V/m) = Reading Level (dB $\mu$ V) + Factor (dB)

Factor (dB) = Cable Loss (dB) + Antenna Factor (dB/m)

Site: AC1	Time: 2017/08/11 - 05:19
Limit: FCC_Part15.209_RE(3m)	Engineer: Kevin Ker
Probe: BBHA9120D_1GHz_18GHz	Polarity: Horizontal
EUT: AC220 Wi-Fi AP OD directional antenna US	Power: DC 54V
Test Mode: Transmit by 802.11n-HT20 at channel 2412MHz Ant 2	

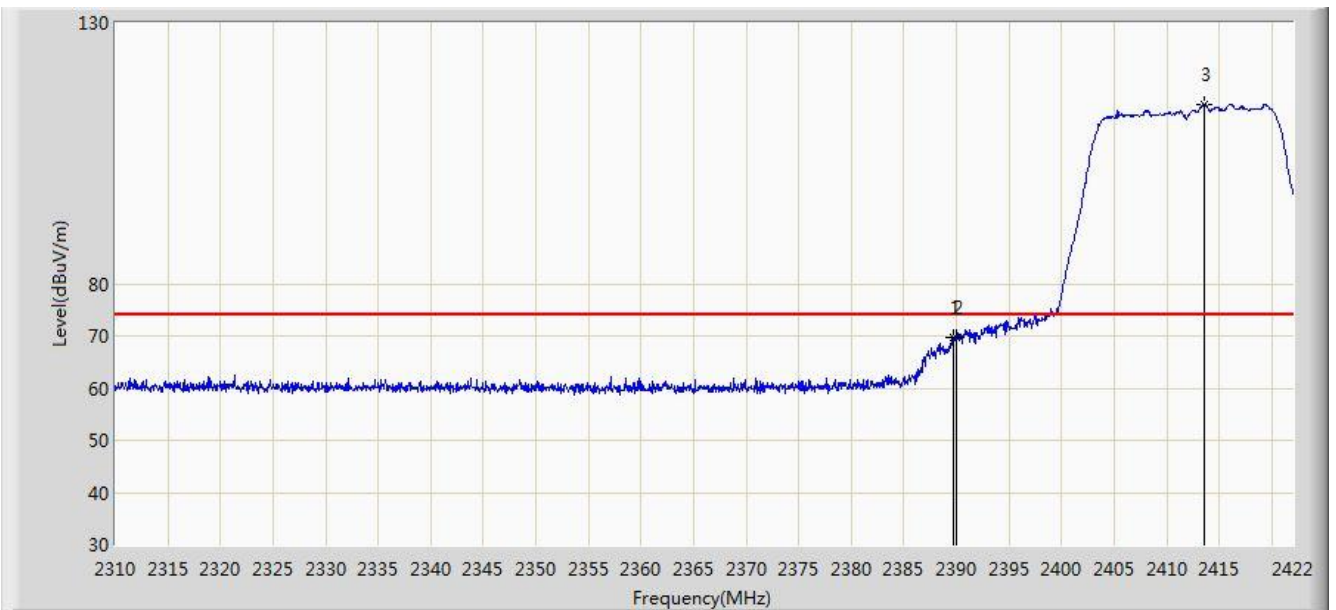


No	Flag	Mark	Frequency (MHz)	Measure Level (dBuV/m)	Reading Level (dBuV)	Margin (dB)	Limit (dBuV/m)	Factor (dB)	Type
1			2390.000	52.792	20.238	-1.208	54.000	32.554	AV
2		*	2418.808	101.813	69.296	N/A	N/A	32.517	AV

Note: Measure Level (dB $\mu$ V/m) = Reading Level (dB $\mu$ V) + Factor (dB)

Factor (dB) = Cable Loss (dB) + Antenna Factor (dB/m)

Site: AC1	Time: 2017/08/11 - 05:17
Limit: FCC_Part15.209_RE(3m)	Engineer: Kevin Ker
Probe: BBHA9120D_1GHz_18GHz	Polarity: Vertical
EUT: AC220 Wi-Fi AP OD directional antenna US	Power: DC 54V
Test Mode: Transmit by 802.11n-HT20 at channel 2412MHz Ant 2	

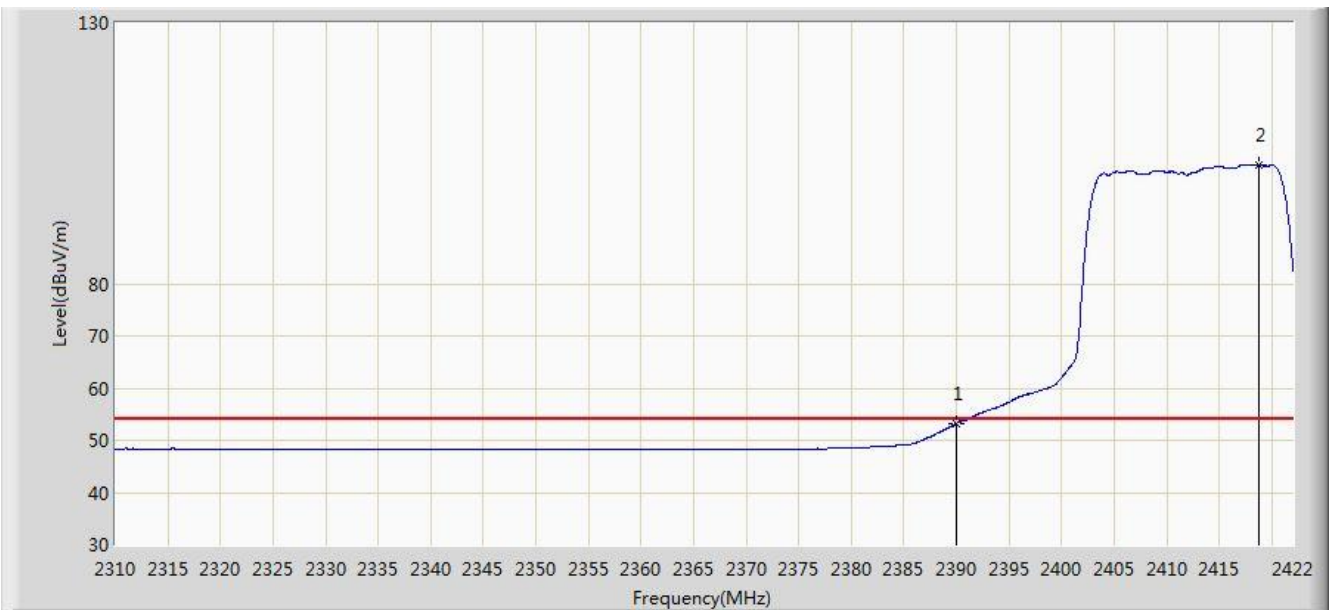


No	Flag	Mark	Frequency (MHz)	Measure Level (dBuV/m)	Reading Level (dBuV)	Margin (dB)	Limit (dBuV/m)	Factor (dB)	Type
1			2389.688	69.698	37.143	-4.302	74.000	32.555	PK
2			2390.000	69.631	37.077	-4.369	74.000	32.554	PK
3		*	2413.600	114.424	81.900	N/A	N/A	32.524	PK

Note: Measure Level (dB $\mu$ V/m) = Reading Level (dB $\mu$ V) + Factor (dB)

Factor (dB) = Cable Loss (dB) + Antenna Factor (dB/m)

Site: AC1	Time: 2017/08/11 - 05:17
Limit: FCC_Part15.209_RE(3m)	Engineer: Kevin Ker
Probe: BBHA9120D_1GHz_18GHz	Polarity: Vertical
EUT: AC220 Wi-Fi AP OD directional antenna US	Power: DC 54V
Test Mode: Transmit by 802.11n-HT20 at channel 2412MHz Ant 2	

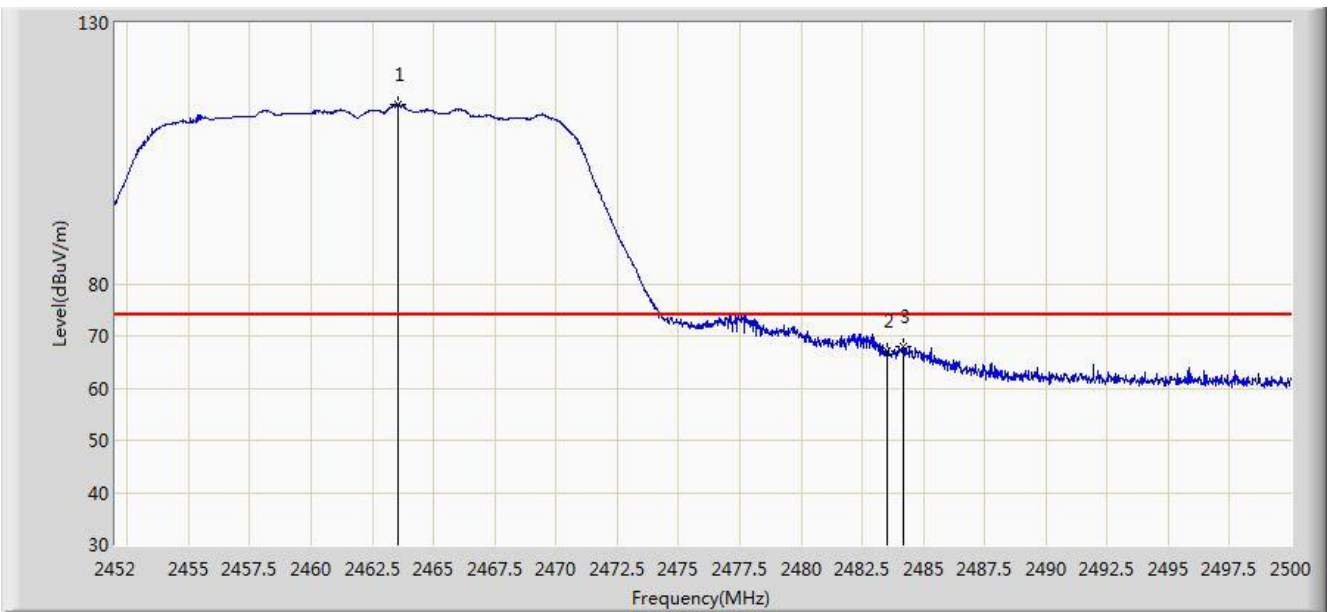


No	Flag	Mark	Frequency (MHz)	Measure Level (dBuV/m)	Reading Level (dBuV)	Margin (dB)	Limit (dBuV/m)	Factor (dB)	Type
1			2390.000	53.266	20.712	-0.734	54.000	32.554	AV
2		*	2418.752	102.846	70.328	N/A	N/A	32.517	AV

Note: Measure Level (dB $\mu$ V/m) = Reading Level (dB $\mu$ V) + Factor (dB)

Factor (dB) = Cable Loss (dB) + Antenna Factor (dB/m)

Site: AC1	Time: 2017/08/11 - 05:23
Limit: FCC_Part15.209_RE(3m)	Engineer: Kevin Ker
Probe: BBHA9120D_1GHz_18GHz	Polarity: Horizontal
EUT: AC220 Wi-Fi AP OD directional antenna US	Power: DC 54V
Test Mode: Transmit by 802.11n-HT20 at channel 2462MHz Ant 2	

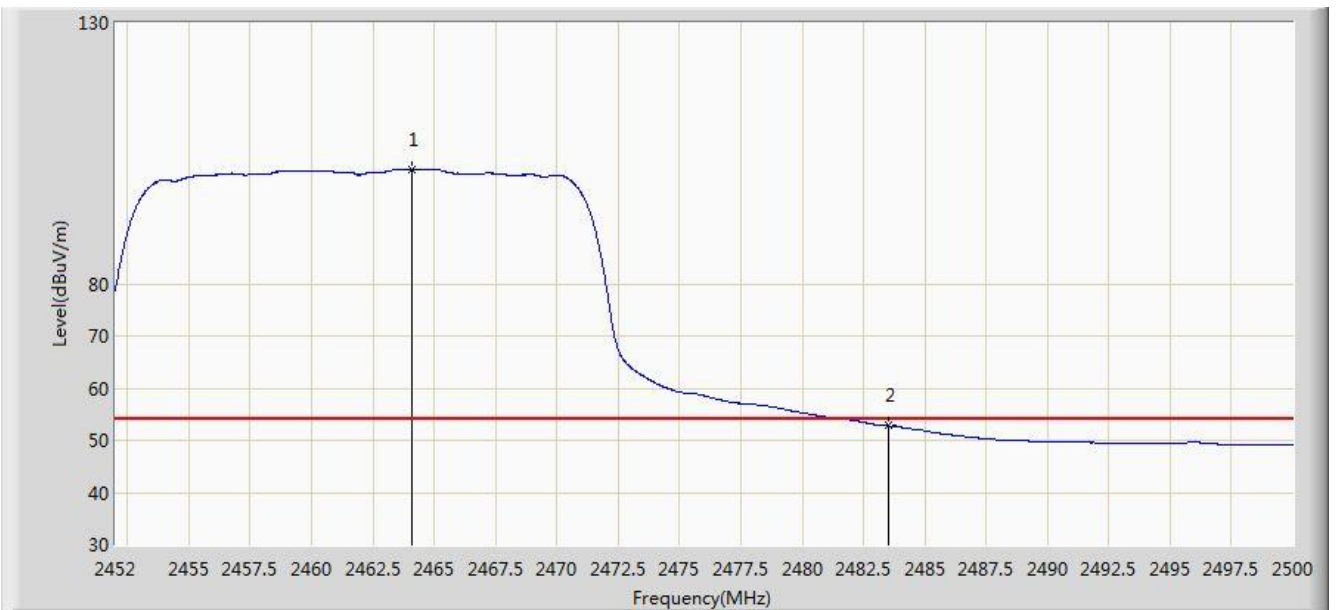


No	Flag	Mark	Frequency (MHz)	Measure Level (dBuV/m)	Reading Level (dBuV)	Margin (dB)	Limit (dBuV/m)	Factor (dB)	Type
1		*	2463.544	114.230	81.709	N/A	N/A	32.521	PK
2			2483.500	67.029	34.448	-6.971	74.000	32.580	PK
3			2484.160	67.856	35.273	-6.144	74.000	32.582	PK

Note: Measure Level (dB $\mu$ V/m) = Reading Level (dB $\mu$ V) + Factor (dB)

Factor (dB) = Cable Loss (dB) + Antenna Factor (dB/m)

Site: AC1	Time: 2017/08/11 - 05:24
Limit: FCC_Part15.209_RE(3m)	Engineer: Kevin Ker
Probe: BBHA9120D_1GHz_18GHz	Polarity: Horizontal
EUT: AC220 Wi-Fi AP OD directional antenna US	Power: DC 54V
Test Mode: Transmit by 802.11n-HT20 at channel 2462MHz Ant 2	

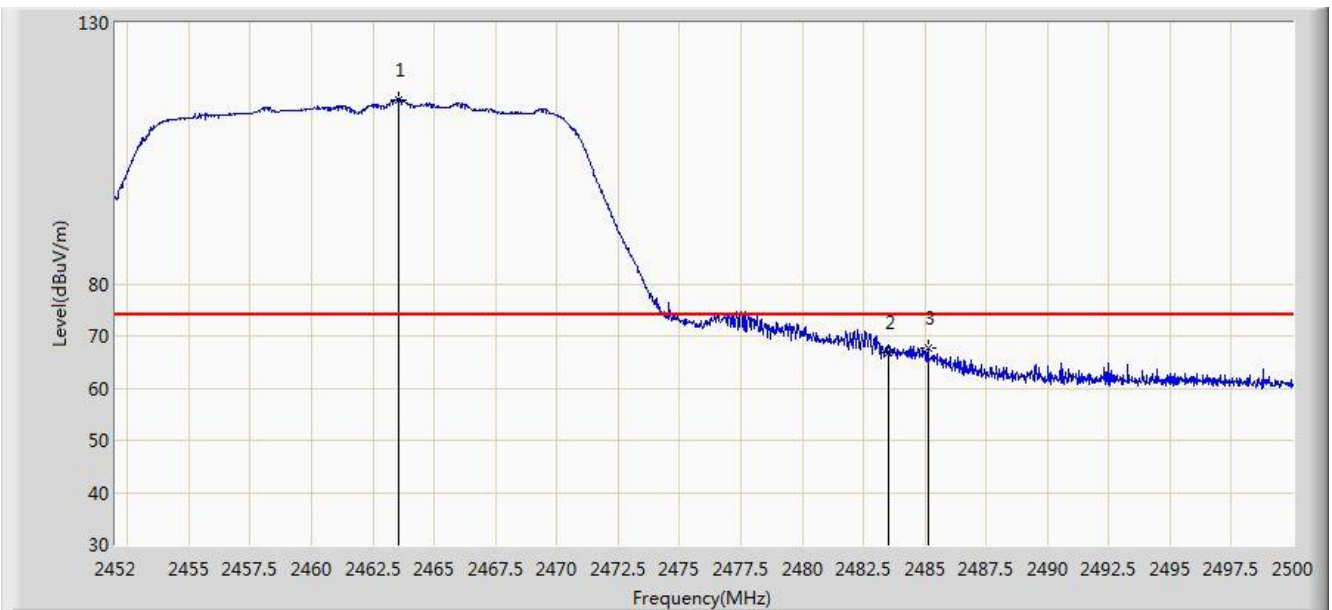


No	Flag	Mark	Frequency (MHz)	Measure Level (dBuV/m)	Reading Level (dBuV)	Margin (dB)	Limit (dBuV/m)	Factor (dB)	Type
1		*	2464.072	101.876	69.354	N/A	N/A	32.523	AV
2			2483.500	52.782	20.201	-1.218	54.000	32.580	AV

Note: Measure Level (dB $\mu$ V/m) = Reading Level (dB $\mu$ V) + Factor (dB)

Factor (dB) = Cable Loss (dB) + Antenna Factor (dB/m)

Site: AC1	Time: 2017/08/11 - 05:22
Limit: FCC_Part15.209_RE(3m)	Engineer: Kevin Ker
Probe: BBHA9120D_1GHz_18GHz	Polarity: Vertical
EUT: AC220 Wi-Fi AP OD directional antenna US	Power: DC 54V
Test Mode: Transmit by 802.11n-HT20 at channel 2462MHz Ant 2	



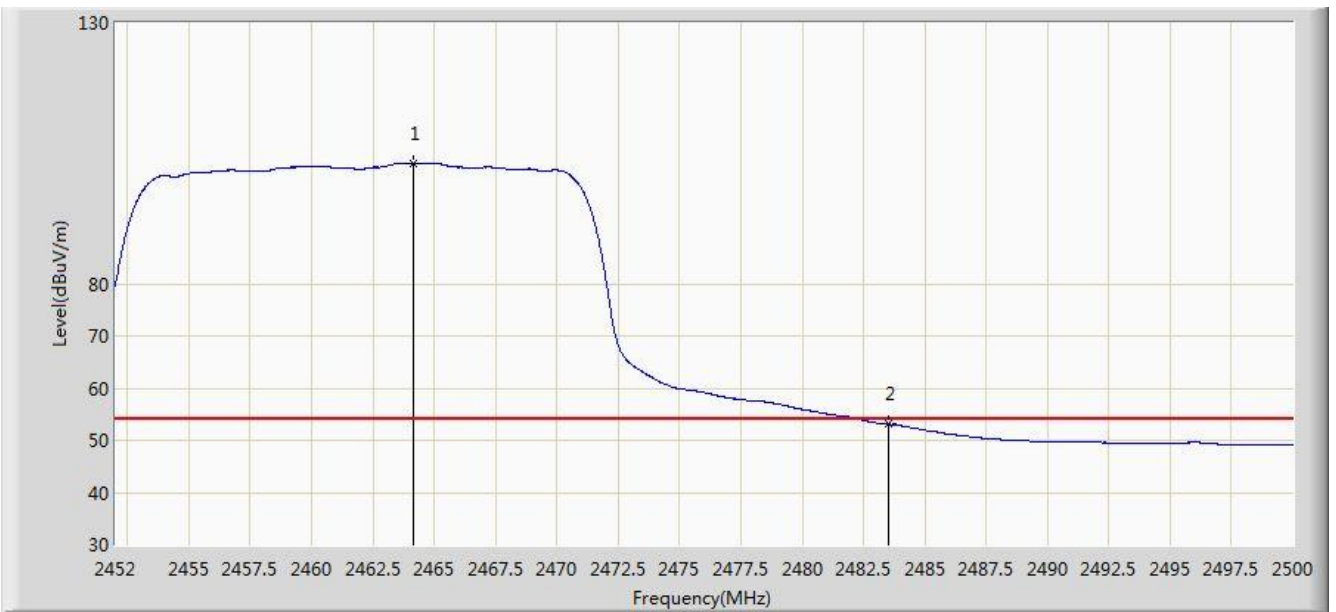
No	Flag	Mark	Frequency (MHz)	Measure Level (dBuV/m)	Reading Level (dBuV)	Margin (dB)	Limit (dBuV/m)	Factor (dB)	Type
1		*	2463.544	115.319	82.798	N/A	N/A	32.521	PK
2			2483.500	66.802	34.221	-7.198	74.000	32.580	PK
3			2485.144	67.779	35.193	-6.221	74.000	32.585	PK

Note: Measure Level (dB $\mu$ V/m) = Reading Level (dB $\mu$ V) + Factor (dB)

Factor (dB) = Cable Loss (dB) + Antenna Factor (dB/m)



Site: AC1	Time: 2017/08/11 - 05:20
Limit: FCC_Part15.209_RE(3m)	Engineer: Kevin Ker
Probe: BBHA9120D_1GHz_18GHz	Polarity: Vertical
EUT: AC220 Wi-Fi AP OD directional antenna US	Power: DC 54V
Test Mode: Transmit by 802.11n-HT20 at channel 2462MHz Ant 2	

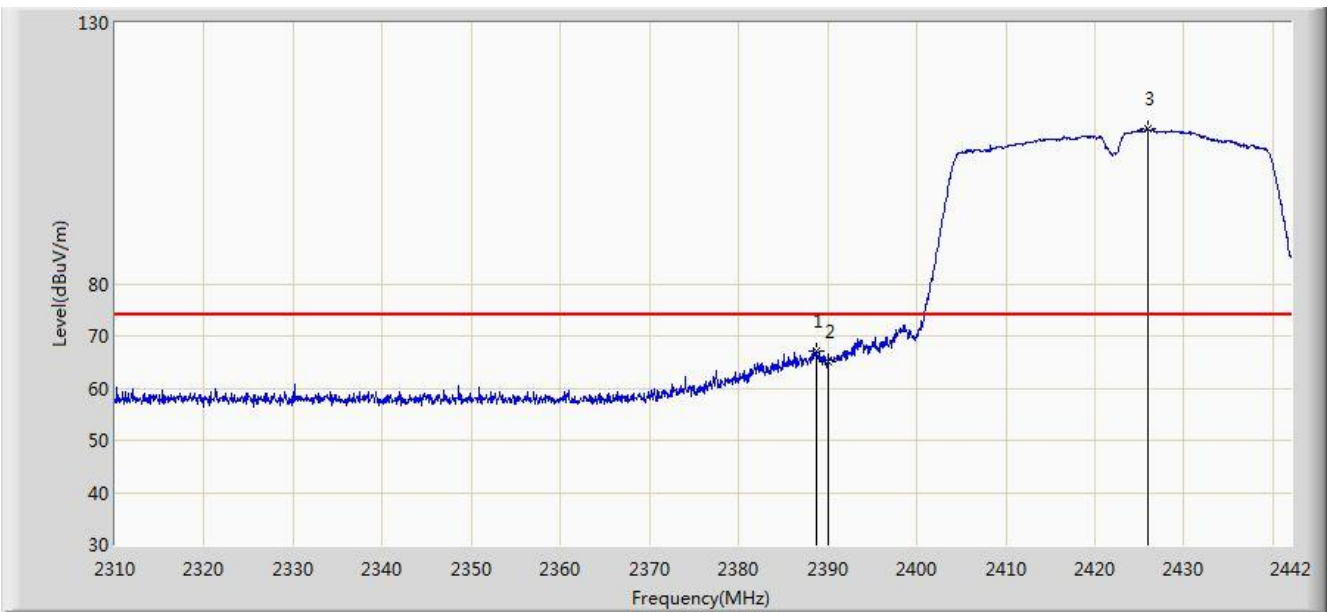


No	Flag	Mark	Frequency (MHz)	Measure Level (dBuV/m)	Reading Level (dBuV)	Margin (dB)	Limit (dBuV/m)	Factor (dB)	Type
1		*	2464.144	102.998	70.475	N/A	N/A	32.523	AV
2			2483.500	53.067	20.486	-0.933	54.000	32.580	AV

Note: Measure Level (dB $\mu$ V/m) = Reading Level (dB $\mu$ V) + Factor (dB)

Factor (dB) = Cable Loss (dB) + Antenna Factor (dB/m)

Site: AC1	Time: 2017/08/11 - 05:32
Limit: FCC_Part15.209_RE(3m)	Engineer: Kevin Ker
Probe: BBHA9120D_1GHz_18GHz	Polarity: Horizontal
EUT: AC220 Wi-Fi AP OD directional antenna US	Power: DC 54V
Test Mode: Transmit by 802.11n-HT40 at channel 2422MHz Ant 2	

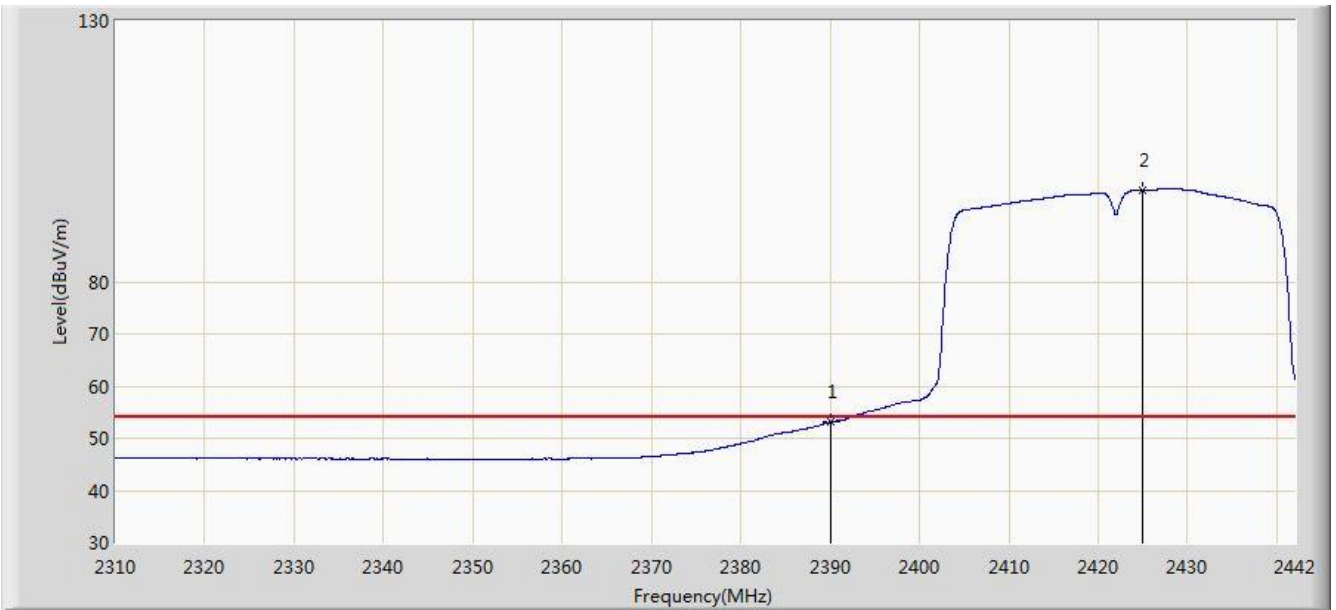


No	Flag	Mark	Frequency (MHz)	Measure Level (dBuV/m)	Reading Level (dBuV)	Margin (dB)	Limit (dBuV/m)	Factor (dB)	Type
1			2388.804	67.197	34.641	-6.803	74.000	32.556	PK
2			2390.000	64.954	32.400	-9.046	74.000	32.554	PK
3		*	2425.896	109.740	77.231	N/A	N/A	32.509	PK

Note: Measure Level (dB $\mu$ V/m) = Reading Level (dB $\mu$ V) + Factor (dB)

Factor (dB) = Cable Loss (dB) + Antenna Factor (dB/m)

Site: AC1	Time: 2017/08/11 - 05:32
Limit: FCC_Part15.209_RE(3m)	Engineer: Kevin Ker
Probe: BBHA9120D_1GHz_18GHz	Polarity: Horizontal
EUT: AC220 Wi-Fi AP OD directional antenna US	Power: DC 54V
Test Mode: Transmit by 802.11n-HT40 at channel 2422MHz Ant 2	

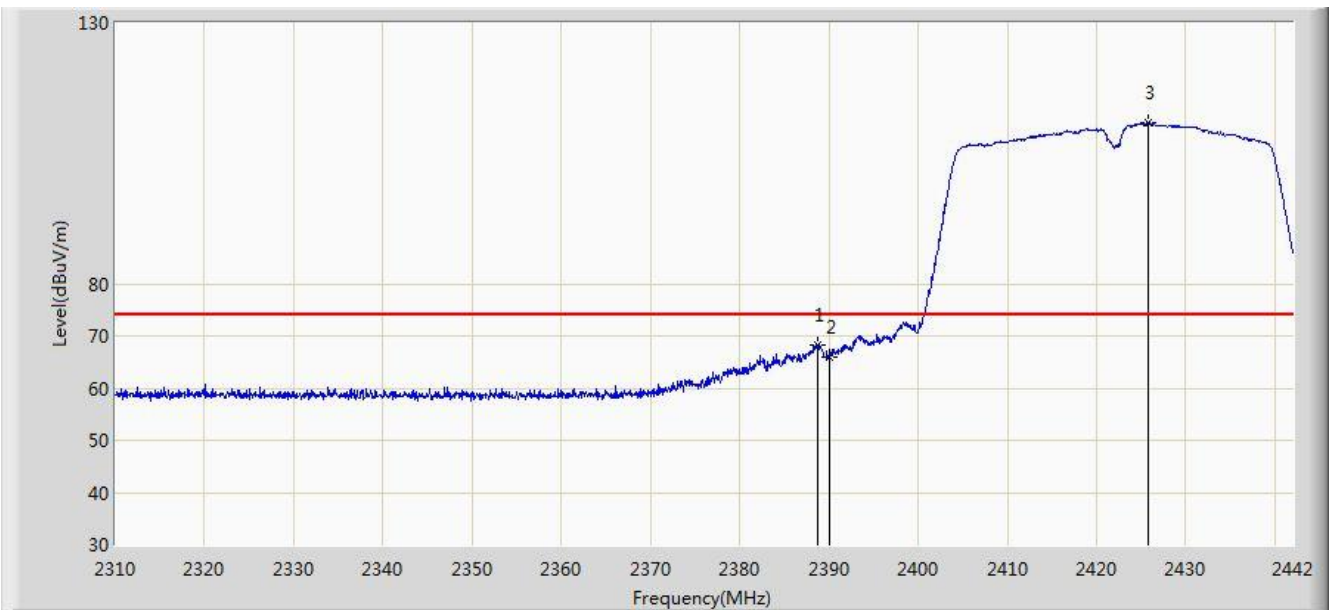


No	Flag	Mark	Frequency (MHz)	Measure Level (dBuV/m)	Reading Level (dBuV)	Margin (dB)	Limit (dBuV/m)	Factor (dB)	Type
1			2390.000	53.107	20.553	-0.893	54.000	32.554	AV
2		*	2424.906	97.601	65.091	N/A	N/A	32.510	AV

Note: Measure Level (dB $\mu$ V/m) = Reading Level (dB $\mu$ V) + Factor (dB)

Factor (dB) = Cable Loss (dB) + Antenna Factor (dB/m)

Site: AC1	Time: 2017/08/11 - 05:31
Limit: FCC_Part15.209_RE(3m)	Engineer: Kevin Ker
Probe: BBHA9120D_1GHz_18GHz	Polarity: Vertical
EUT: AC220 Wi-Fi AP OD directional antenna US	Power: DC 54V
Test Mode: Transmit by 802.11n-HT40 at channel 2422MHz Ant 2	

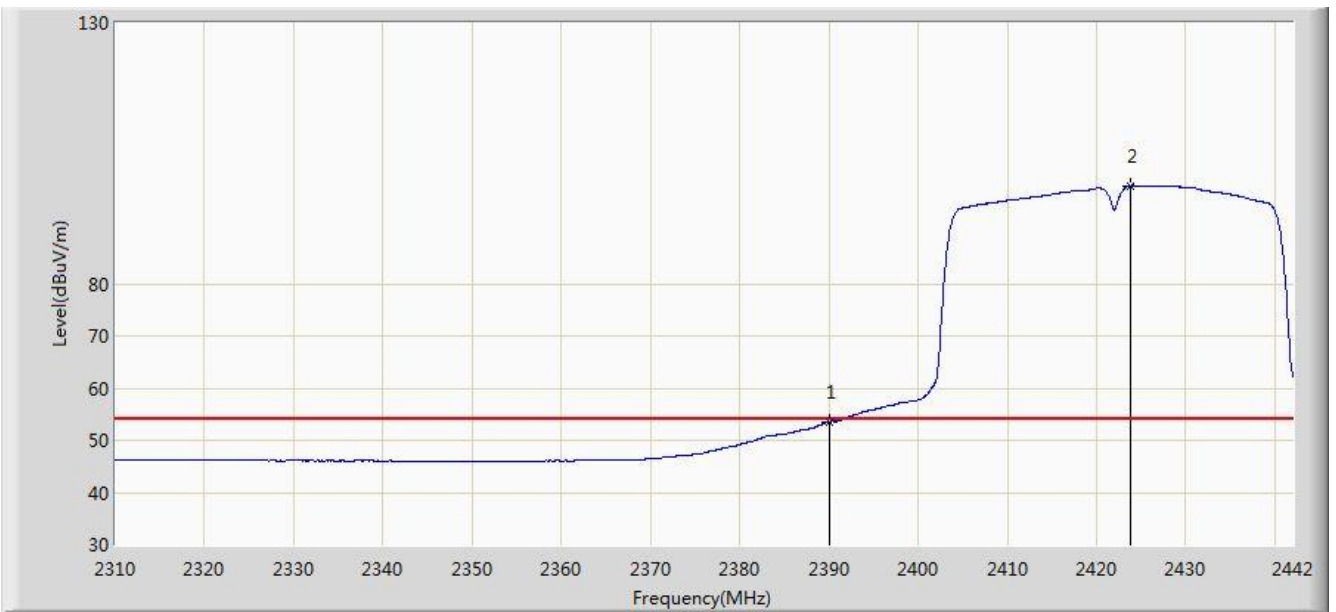


No	Flag	Mark	Frequency (MHz)	Measure Level (dBuV/m)	Reading Level (dBuV)	Margin (dB)	Limit (dBuV/m)	Factor (dB)	Type
1			2388.804	68.233	35.677	-5.767	74.000	32.556	PK
2			2390.000	65.864	33.310	-8.136	74.000	32.554	PK
3		*	2425.830	110.957	78.448	N/A	N/A	32.509	PK

Note: Measure Level (dB $\mu$ V/m) = Reading Level (dB $\mu$ V) + Factor (dB)

Factor (dB) = Cable Loss (dB) + Antenna Factor (dB/m)

Site: AC1	Time: 2017/08/11 - 05:28
Limit: FCC_Part15.209_RE(3m)	Engineer: Kevin Ker
Probe: BBHA9120D_1GHz_18GHz	Polarity: Vertical
EUT: AC220 Wi-Fi AP OD directional antenna US	Power: DC 54V
Test Mode: Transmit by 802.11n-HT40 at channel 2422MHz Ant 2	

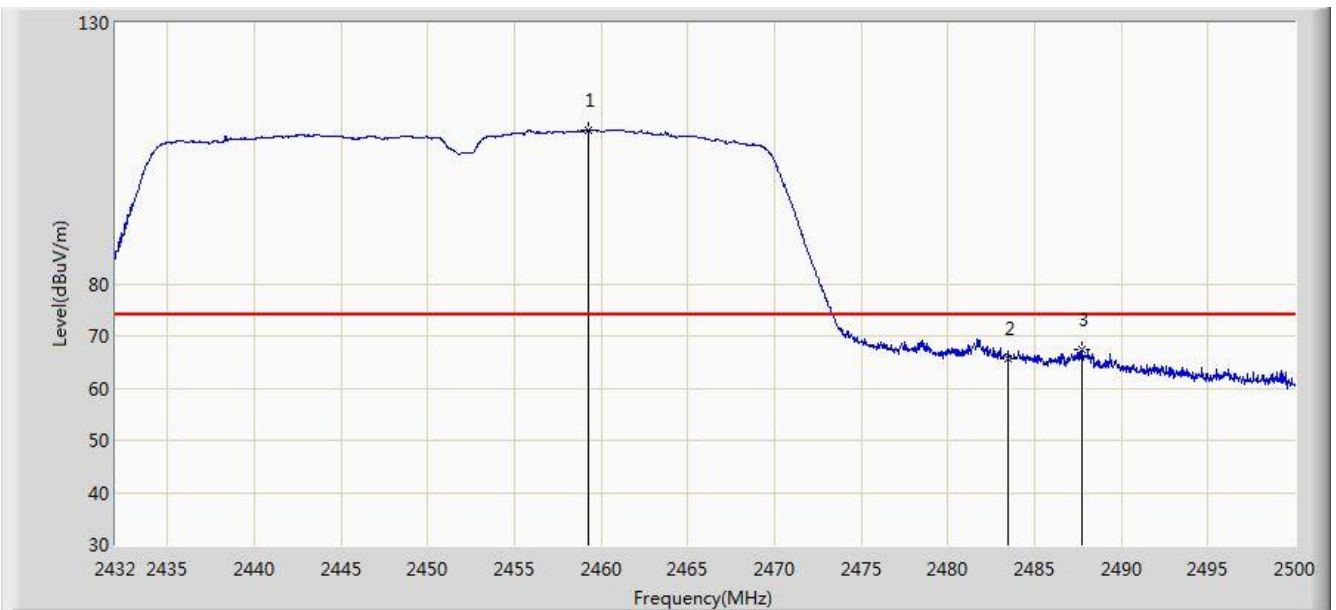


No	Flag	Mark	Frequency (MHz)	Measure Level (dBuV/m)	Reading Level (dBuV)	Margin (dB)	Limit (dBuV/m)	Factor (dB)	Type
1			2390.000	53.548	20.994	-0.452	54.000	32.554	AV
2		*	2423.784	98.798	66.286	N/A	N/A	32.511	AV

Note: Measure Level (dB $\mu$ V/m) = Reading Level (dB $\mu$ V) + Factor (dB)

Factor (dB) = Cable Loss (dB) + Antenna Factor (dB/m)

Site: AC1	Time: 2017/08/11 - 05:36
Limit: FCC_Part15.209_RE(3m)	Engineer: Kevin Ker
Probe: BBHA9120D_1GHz_18GHz	Polarity: Horizontal
EUT: AC220 Wi-Fi AP OD directional antenna US	Power: DC 54V
Test Mode: Transmit by 802.11n-HT40 at channel 2452MHz Ant 2	

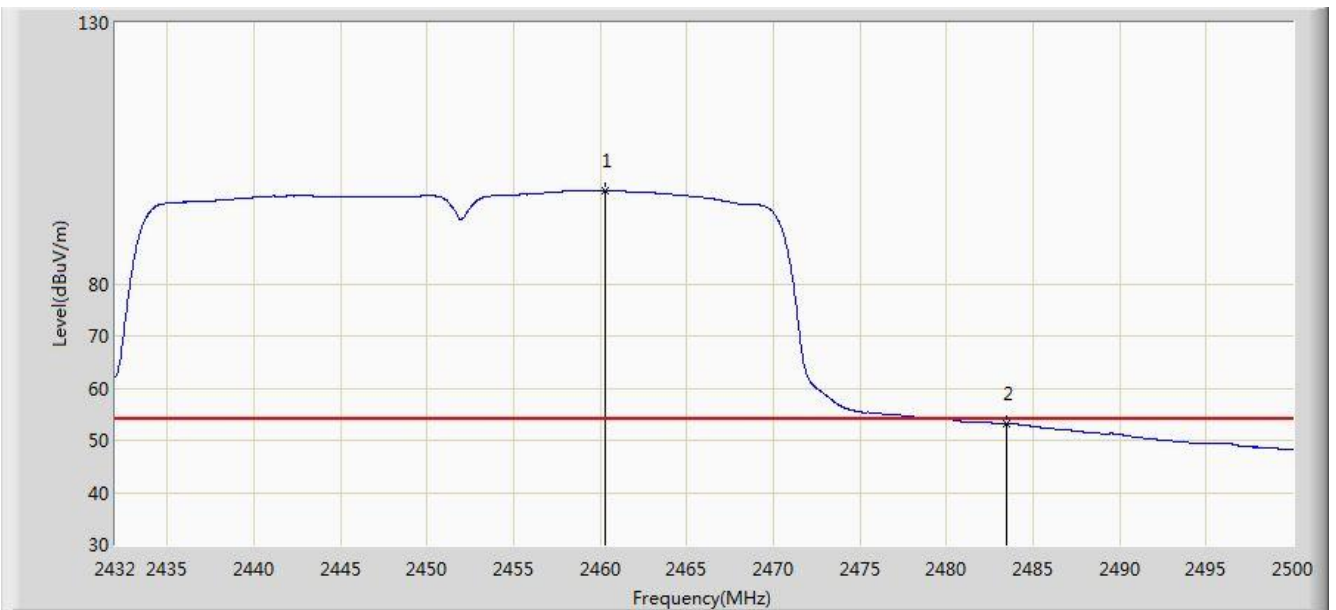


No	Flag	Mark	Frequency (MHz)	Measure Level (dBuV/m)	Reading Level (dBuV)	Margin (dB)	Limit (dBuV/m)	Factor (dB)	Type
1		*	2459.268	109.440	76.928	N/A	N/A	32.511	PK
2			2483.500	65.629	33.048	-8.371	74.000	32.580	PK
3			2487.692	67.450	34.857	-6.550	74.000	32.593	PK

Note: Measure Level (dB $\mu$ V/m) = Reading Level (dB $\mu$ V) + Factor (dB)

Factor (dB) = Cable Loss (dB) + Antenna Factor (dB/m)

Site: AC1	Time: 2017/08/11 - 05:38
Limit: FCC_Part15.209_RE(3m)	Engineer: Kevin Ker
Probe: BBHA9120D_1GHz_18GHz	Polarity: Horizontal
EUT: AC220 Wi-Fi AP OD directional antenna US	Power: DC 54V
Test Mode: Transmit by 802.11n-HT40 at channel 2452MHz Ant 2	

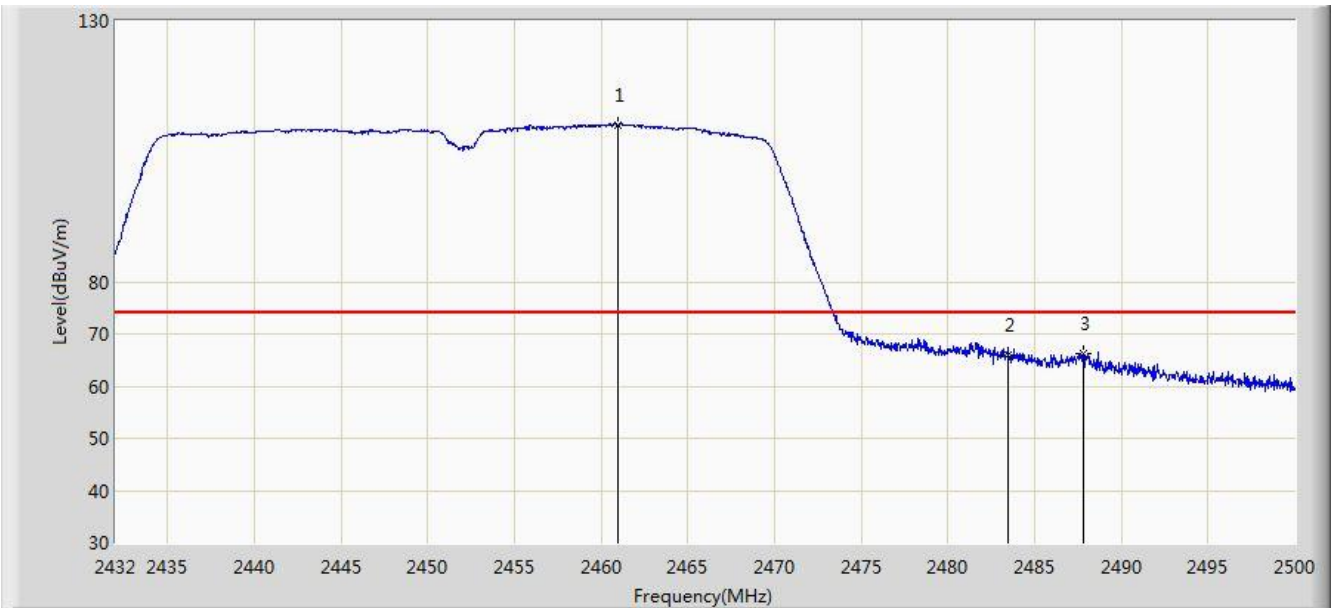


No	Flag	Mark	Frequency (MHz)	Measure Level (dBuV/m)	Reading Level (dBuV)	Margin (dB)	Limit (dBuV/m)	Factor (dB)	Type
1		*	2460.288	97.864	65.351	N/A	N/A	32.513	AV
2			2483.500	53.080	20.499	-0.920	54.000	32.580	AV

Note: Measure Level (dB $\mu$ V/m) = Reading Level (dB $\mu$ V) + Factor (dB)

Factor (dB) = Cable Loss (dB) + Antenna Factor (dB/m)

Site: AC1	Time: 2017/08/11 - 05:36
Limit: FCC_Part15.209_RE(3m)	Engineer: Kevin Ker
Probe: BBHA9120D_1GHz_18GHz	Polarity: Vertical
EUT: AC220 Wi-Fi AP OD directional antenna US	Power: DC 54V
Test Mode: Transmit by 802.11n-HT40 at channel 2452MHz Ant 2	



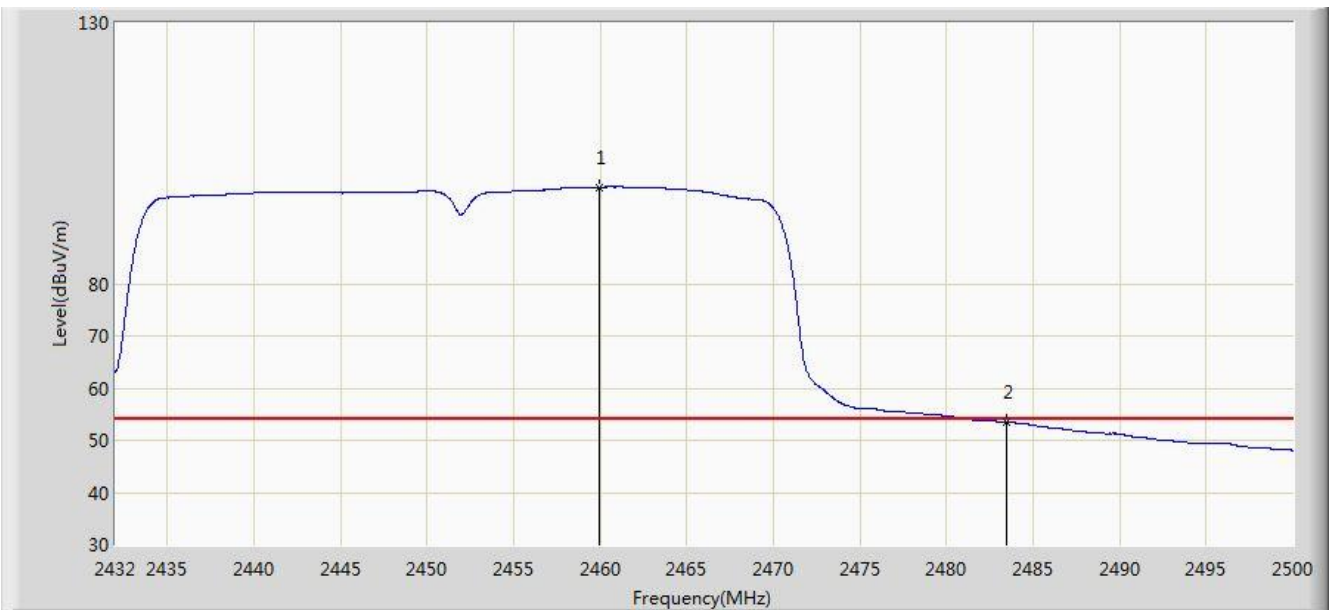
No	Flag	Mark	Frequency (MHz)	Measure Level (dBuV/m)	Reading Level (dBuV)	Margin (dB)	Limit (dBuV/m)	Factor (dB)	Type
1		*	2460.968	110.061	77.546	N/A	N/A	32.514	PK
2			2483.500	65.869	33.288	-8.131	74.000	32.580	PK
3			2487.794	66.174	33.581	-7.826	74.000	32.593	PK

Note: Measure Level (dB $\mu$ V/m) = Reading Level (dB $\mu$ V) + Factor (dB)

Factor (dB) = Cable Loss (dB) + Antenna Factor (dB/m)



Site: AC1	Time: 2017/08/11 - 05:35
Limit: FCC_Part15.209_RE(3m)	Engineer: Kevin Ker
Probe: BBHA9120D_1GHz_18GHz	Polarity: Vertical
EUT: AC220 Wi-Fi AP OD directional antenna US	Power: DC 54V
Test Mode: Transmit by 802.11n-HT40 at channel 2452MHz Ant 2	

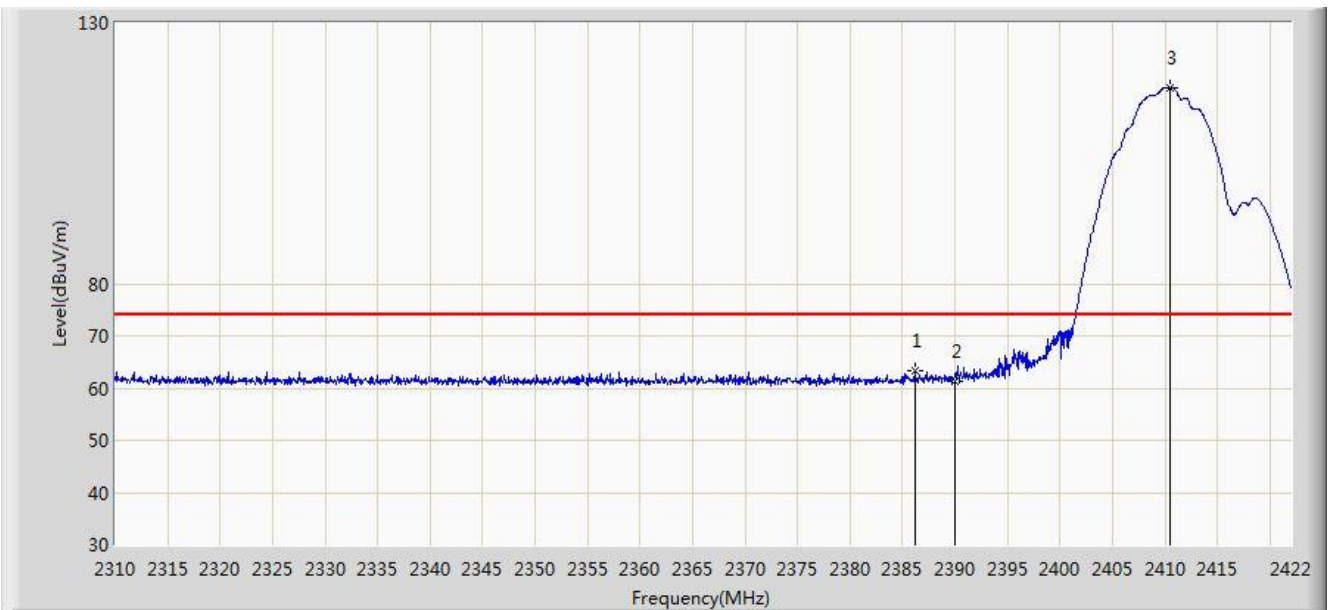


No	Flag	Mark	Frequency (MHz)	Measure Level (dBuV/m)	Reading Level (dBuV)	Margin (dB)	Limit (dBuV/m)	Factor (dB)	Type
1		*	2459.948	98.483	65.970	N/A	N/A	32.513	AV
2			2483.500	53.502	20.921	-0.498	54.000	32.580	AV

Note: Measure Level (dB $\mu$ V/m) = Reading Level (dB $\mu$ V) + Factor (dB)

Factor (dB) = Cable Loss (dB) + Antenna Factor (dB/m)

Site: AC1	Time: 2017/08/11 - 05:39
Limit: FCC_Part15.209_RE(3m)	Engineer: Kevin Ker
Probe: BBHA9120D_1GHz_18GHz	Polarity: Horizontal
EUT: AC220 Wi-Fi AP OD directional antenna US	Power: DC 54V
Test Mode: Transmit by 802.11b at channel 2412MHz Ant 1 + 2 (CDD Mode)	

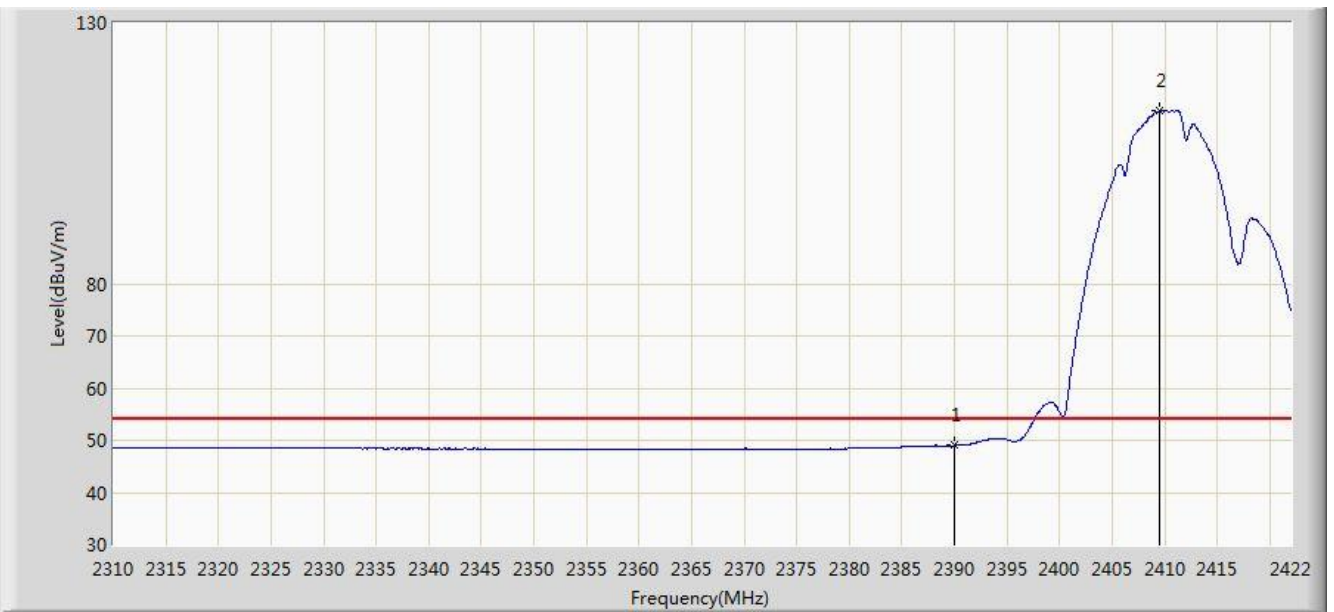


No	Flag	Mark	Frequency (MHz)	Measure Level (dBuV/m)	Reading Level (dBuV)	Margin (dB)	Limit (dBuV/m)	Factor (dB)	Type
1			2386.216	63.191	30.631	-10.809	74.000	32.559	PK
2			2390.000	61.428	28.874	-12.572	74.000	32.554	PK
3		*	2410.464	117.670	85.142	N/A	N/A	32.527	PK

Note: Measure Level (dB $\mu$ V/m) = Reading Level (dB $\mu$ V) + Factor (dB)

Factor (dB) = Cable Loss (dB) + Antenna Factor (dB/m)

Site: AC1	Time: 2017/08/11 - 05:42
Limit: FCC_Part15.209_RE(3m)	Engineer: Kevin Ker
Probe: BBHA9120D_1GHz_18GHz	Polarity: Horizontal
EUT: AC220 Wi-Fi AP OD directional antenna US	Power: DC 54V
Test Mode: Transmit by 802.11b at channel 2412MHz Ant 1 + 2 (CDD Mode)	

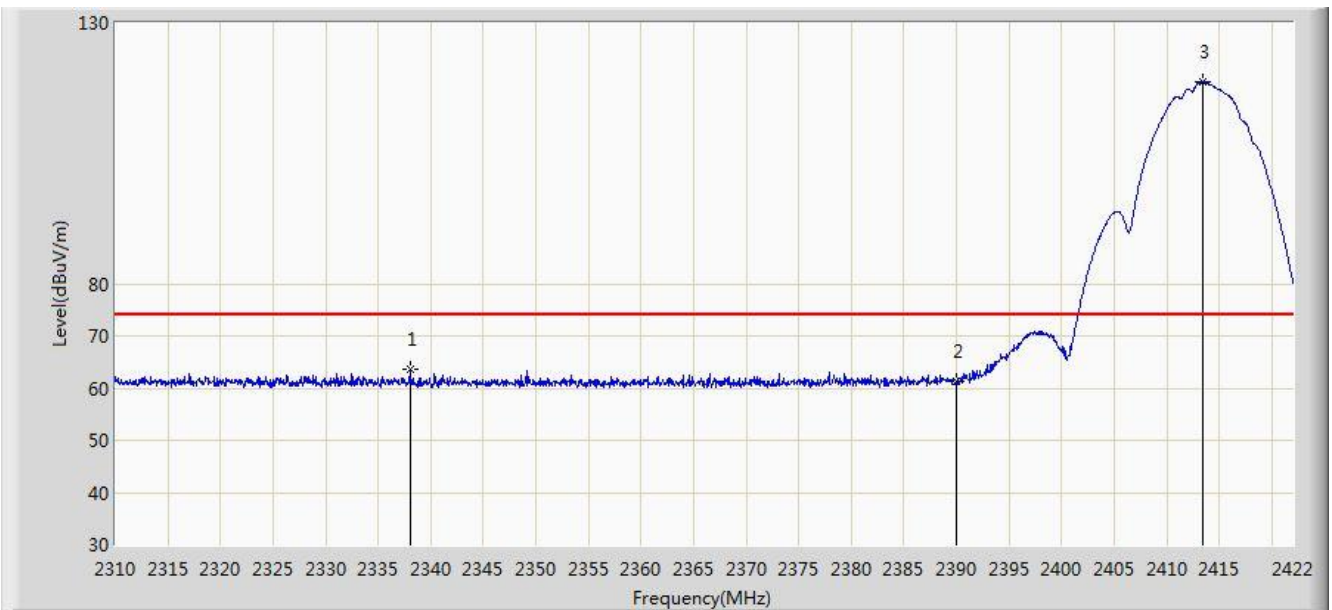


No	Flag	Mark	Frequency (MHz)	Measure Level (dBuV/m)	Reading Level (dBuV)	Margin (dB)	Limit (dBuV/m)	Factor (dB)	Type
1			2390.000	48.993	16.439	-5.007	54.000	32.554	AV
2		*	2409.568	113.233	80.704	N/A	N/A	32.529	AV

Note: Measure Level (dBμV/m) = Reading Level (dBμV) + Factor (dB)

Factor (dB) = Cable Loss (dB) + Antenna Factor (dB/m)

Site: AC1	Time: 2017/08/11 - 05:44
Limit: FCC_Part15.209_RE(3m)	Engineer: Kevin Ker
Probe: BBHA9120D_1GHz_18GHz	Polarity: Vertical
EUT: AC220 Wi-Fi AP OD directional antenna US	Power: DC 54V
Test Mode: Transmit by 802.11b at channel 2412MHz Ant 1 + 2 (CDD Mode)	

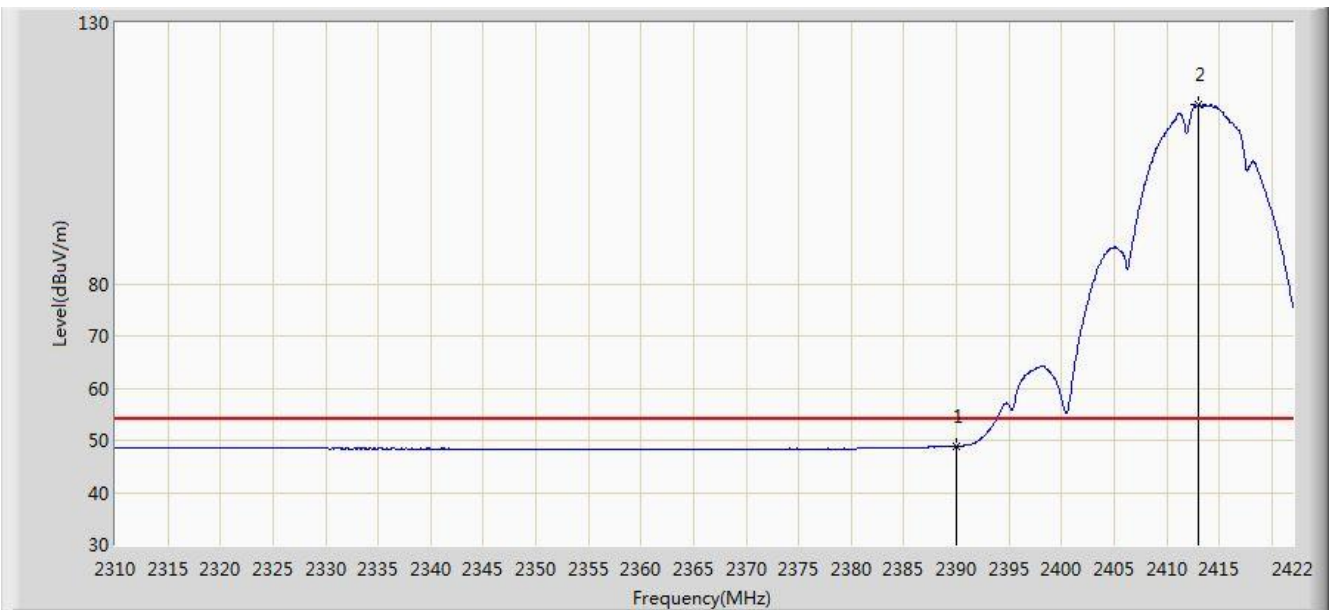


No	Flag	Mark	Frequency (MHz)	Measure Level (dBuV/m)	Reading Level (dBuV)	Margin (dB)	Limit (dBuV/m)	Factor (dB)	Type
1			2338.000	63.581	30.920	-10.419	74.000	32.661	PK
2			2390.000	61.171	28.617	-12.829	74.000	32.554	PK
3		*	2413.376	118.762	86.238	N/A	N/A	32.524	PK

Note: Measure Level (dB $\mu$ V/m) = Reading Level (dB $\mu$ V) + Factor (dB)

Factor (dB) = Cable Loss (dB) + Antenna Factor (dB/m)

Site: AC1	Time: 2017/08/11 - 05:47
Limit: FCC_Part15.209_RE(3m)	Engineer: Kevin Ker
Probe: BBHA9120D_1GHz_18GHz	Polarity: Vertical
EUT: AC220 Wi-Fi AP OD directional antenna US	Power: DC 54V
Test Mode: Transmit by 802.11b at channel 2412MHz Ant 1 + 2 (CDD Mode)	



No	Flag	Mark	Frequency (MHz)	Measure Level (dBuV/m)	Reading Level (dBuV)	Margin (dB)	Limit (dBuV/m)	Factor (dB)	Type
1			2390.000	48.828	16.274	-5.172	54.000	32.554	AV
2		*	2413.040	114.252	81.728	N/A	N/A	32.524	AV

Note: Measure Level (dB $\mu$ V/m) = Reading Level (dB $\mu$ V) + Factor (dB)

Factor (dB) = Cable Loss (dB) + Antenna Factor (dB/m)

Site: AC1	Time: 2017/08/11 - 05:47
Limit: FCC_Part15.209_RE(3m)	Engineer: Kevin Ker
Probe: BBHA9120D_1GHz_18GHz	Polarity: Horizontal
EUT: AC220 Wi-Fi AP OD directional antenna US	Power: DC 54V
Test Mode: Transmit by 802.11b at channel 2462MHz Ant 1 + 2 (CDD Mode)	

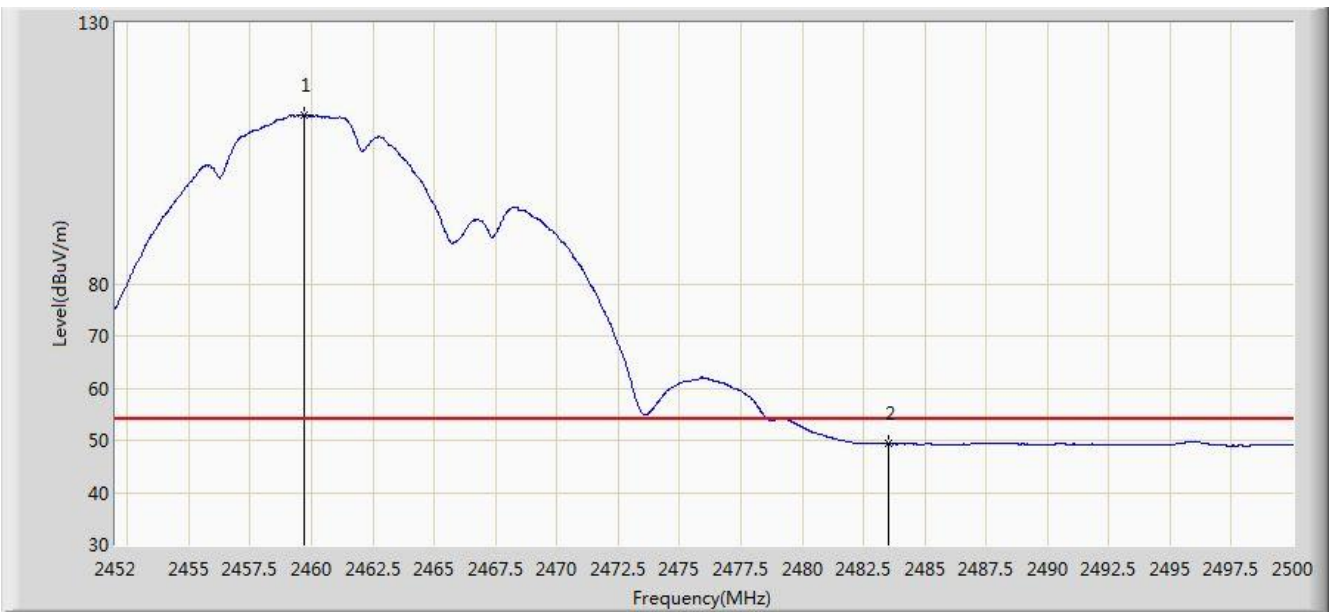


No	Flag	Mark	Frequency (MHz)	Measure Level (dBuV/m)	Reading Level (dBuV)	Margin (dB)	Limit (dBuV/m)	Factor (dB)	Type
1		*	2460.184	116.232	83.719	N/A	N/A	32.513	PK
2			2483.500	62.205	29.624	-11.795	74.000	32.580	PK
3			2487.496	64.026	31.433	-9.974	74.000	32.592	PK

Note: Measure Level (dB $\mu$ V/m) = Reading Level (dB $\mu$ V) + Factor (dB)

Factor (dB) = Cable Loss (dB) + Antenna Factor (dB/m)

Site: AC1	Time: 2017/08/11 - 05:50
Limit: FCC_Part15.209_RE(3m)	Engineer: Kevin Ker
Probe: BBHA9120D_1GHz_18GHz	Polarity: Horizontal
EUT: AC220 Wi-Fi AP OD directional antenna US	Power: DC 54V
Test Mode: Transmit by 802.11b at channel 2462MHz Ant 1 + 2 (CDD Mode)	

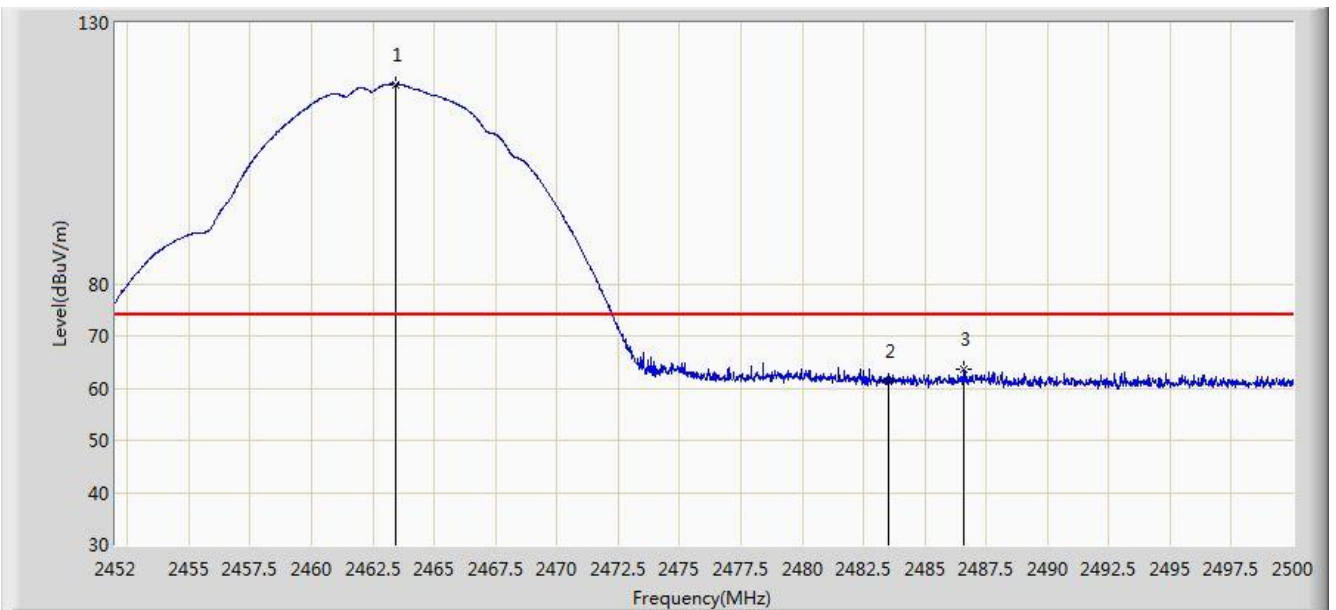


No	Flag	Mark	Frequency (MHz)	Measure Level (dBuV/m)	Reading Level (dBuV)	Margin (dB)	Limit (dBuV/m)	Factor (dB)	Type
1		*	2459.728	112.454	79.942	N/A	N/A	32.513	AV
2			2483.500	49.280	16.699	-4.720	54.000	32.580	AV

Note: Measure Level (dB $\mu$ V/m) = Reading Level (dB $\mu$ V) + Factor (dB)

Factor (dB) = Cable Loss (dB) + Antenna Factor (dB/m)

Site: AC1	Time: 2017/08/11 - 05:51
Limit: FCC_Part15.209_RE(3m)	Engineer: Kevin Ker
Probe: BBHA9120D_1GHz_18GHz	Polarity: Vertical
EUT: AC220 Wi-Fi AP OD directional antenna US	Power: DC 54V
Test Mode: Transmit by 802.11b at channel 2462MHz Ant 1 + 2 (CDD Mode)	



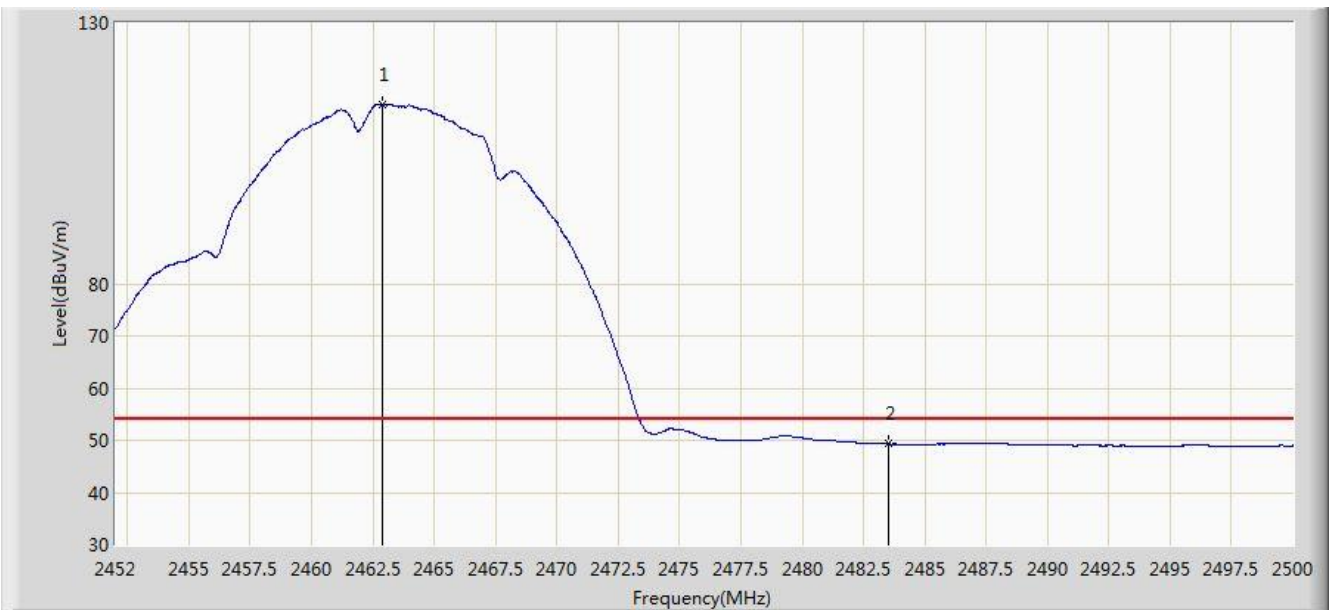
No	Flag	Mark	Frequency (MHz)	Measure Level (dBuV/m)	Reading Level (dBuV)	Margin (dB)	Limit (dBuV/m)	Factor (dB)	Type
1		*	2463.400	118.237	85.717	N/A	N/A	32.520	PK
2			2483.500	61.287	28.706	-12.713	74.000	32.580	PK
3			2486.560	63.764	31.174	-10.236	74.000	32.590	PK

Note: Measure Level (dBμV/m) = Reading Level (dBμV) + Factor (dB)

Factor (dB) = Cable Loss (dB) + Antenna Factor (dB/m)



Site: AC1	Time: 2017/08/11 - 05:51
Limit: FCC_Part15.209_RE(3m)	Engineer: Kevin Ker
Probe: BBHA9120D_1GHz_18GHz	Polarity: Vertical
EUT: AC220 Wi-Fi AP OD directional antenna US	Power: DC 54V
Test Mode: Transmit by 802.11b at channel 2462MHz Ant 1 + 2 (CDD Mode)	

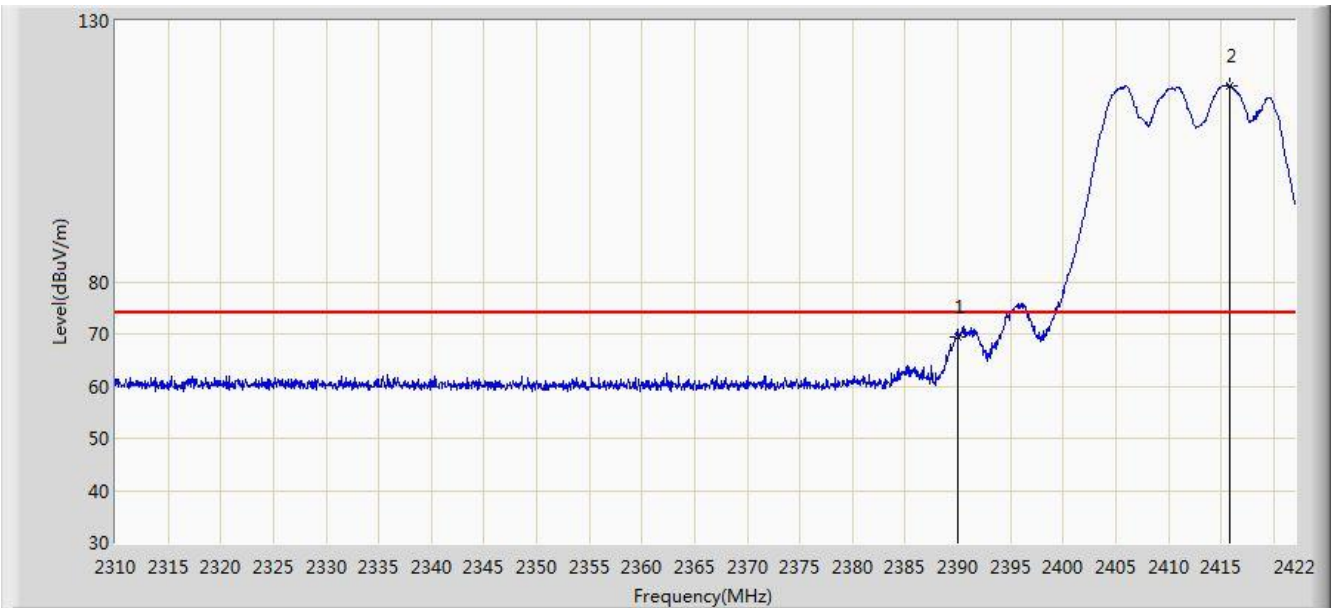


No	Flag	Mark	Frequency (MHz)	Measure Level (dBuV/m)	Reading Level (dBuV)	Margin (dB)	Limit (dBuV/m)	Factor (dB)	Type
1		*	2462.872	114.400	81.881	N/A	N/A	32.519	AV
2			2483.500	49.315	16.734	-4.685	54.000	32.580	AV

Note: Measure Level (dB $\mu$ V/m) = Reading Level (dB $\mu$ V) + Factor (dB)

Factor (dB) = Cable Loss (dB) + Antenna Factor (dB/m)

Site: AC1	Time: 2017/08/11 - 05:56
Limit: FCC_Part15.209_RE(3m)	Engineer: Kevin Ker
Probe: BBHA9120D_1GHz_18GHz	Polarity: Horizontal
EUT: AC220 Wi-Fi AP OD directional antenna US	Power: DC 54V
Test Mode: Transmit by 802.11g at channel 2412MHz Ant 1 + 2 (CDD Mode)	



No	Flag	Mark	Frequency (MHz)	Measure Level (dBuV/m)	Reading Level (dBuV)	Margin (dB)	Limit (dBuV/m)	Factor (dB)	Type
1			2390.000	69.481	36.927	-4.519	74.000	32.554	PK
2		*	2415.840	117.588	85.067	N/A	N/A	32.521	PK

Note: Measure Level (dB $\mu$ V/m) = Reading Level (dB $\mu$ V) + Factor (dB)

Factor (dB) = Cable Loss (dB) + Antenna Factor (dB/m)

Site: AC1	Time: 2017/08/11 - 05:56
Limit: FCC_Part15.209_RE(3m)	Engineer: Kevin Ker
Probe: BBHA9120D_1GHz_18GHz	Polarity: Horizontal
EUT: AC220 Wi-Fi AP OD directional antenna US	Power: DC 54V
Test Mode: Transmit by 802.11g at channel 2412MHz Ant 1 + 2 (CDD Mode)	

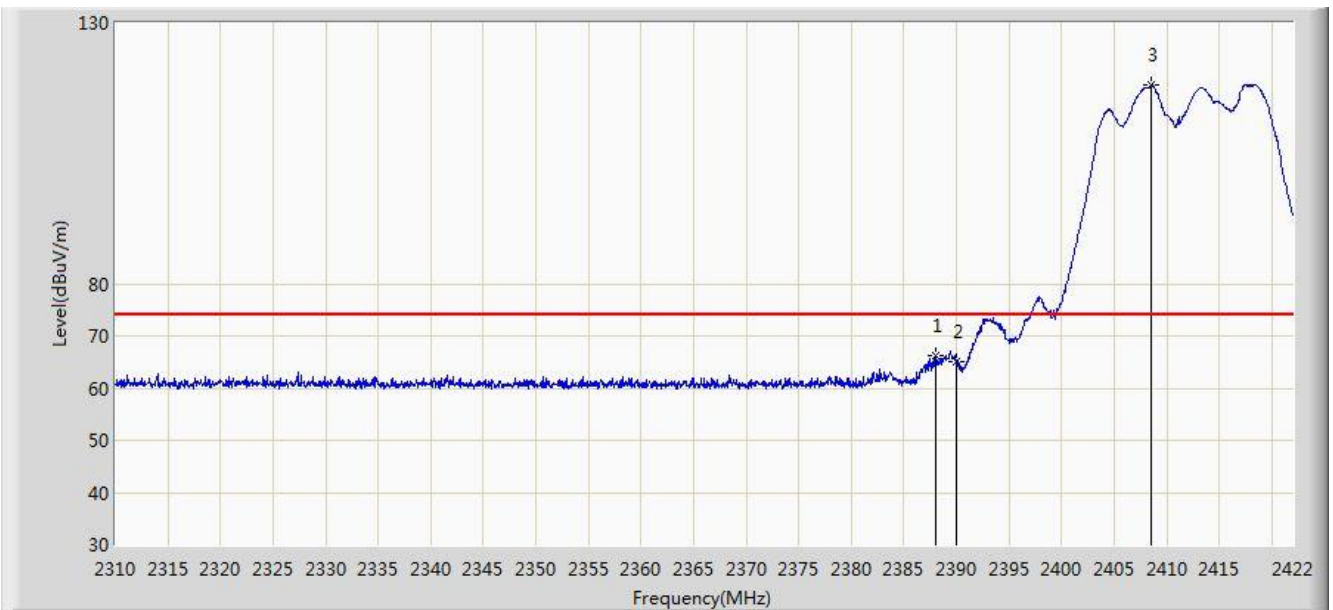


No	Flag	Mark	Frequency (MHz)	Measure Level (dBuV/m)	Reading Level (dBuV)	Margin (dB)	Limit (dBuV/m)	Factor (dB)	Type
1			2390.000	53.158	20.604	-0.842	54.000	32.554	AV
2		*	2415.672	105.854	73.333	N/A	N/A	32.521	AV

Note: Measure Level (dBμV/m) = Reading Level (dBμV) + Factor (dB)

Factor (dB) = Cable Loss (dB) + Antenna Factor (dB/m)

Site: AC1	Time: 2017/08/11 - 05:57
Limit: FCC_Part15.209_RE(3m)	Engineer: Kevin Ker
Probe: BBHA9120D_1GHz_18GHz	Polarity: Vertical
EUT: AC220 Wi-Fi AP OD directional antenna US	Power: DC 54V
Test Mode: Transmit by 802.11g at channel 2412MHz Ant 1 + 2 (CDD Mode)	

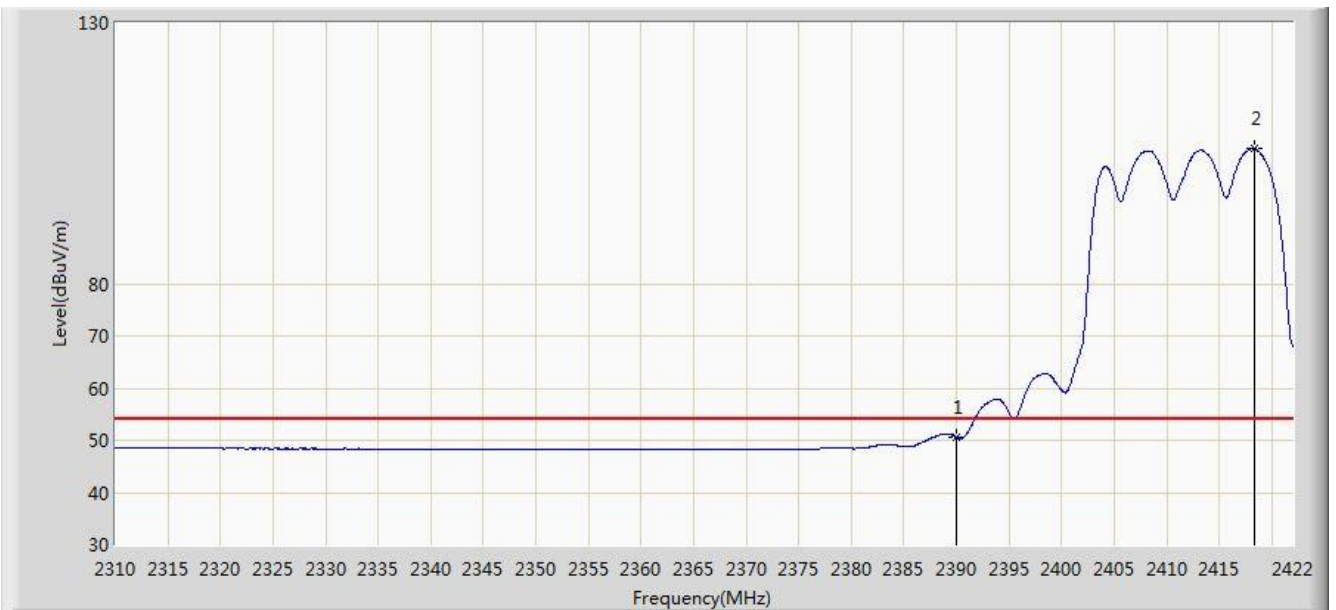


No	Flag	Mark	Frequency (MHz)	Measure Level (dBuV/m)	Reading Level (dBuV)	Margin (dB)	Limit (dBuV/m)	Factor (dB)	Type
1			2388.008	66.232	33.675	-7.768	74.000	32.558	PK
2			2390.000	64.986	32.432	-9.014	74.000	32.554	PK
3		*	2408.560	118.117	85.587	N/A	N/A	32.530	PK

Note: Measure Level (dB $\mu$ V/m) = Reading Level (dB $\mu$ V) + Factor (dB)

Factor (dB) = Cable Loss (dB) + Antenna Factor (dB/m)

Site: AC1	Time: 2017/08/11 - 05:58
Limit: FCC_Part15.209_RE(3m)	Engineer: Kevin Ker
Probe: BBHA9120D_1GHz_18GHz	Polarity: Vertical
EUT: AC220 Wi-Fi AP OD directional antenna US	Power: DC 54V
Test Mode: Transmit by 802.11g at channel 2412MHz Ant 1 + 2 (CDD Mode)	

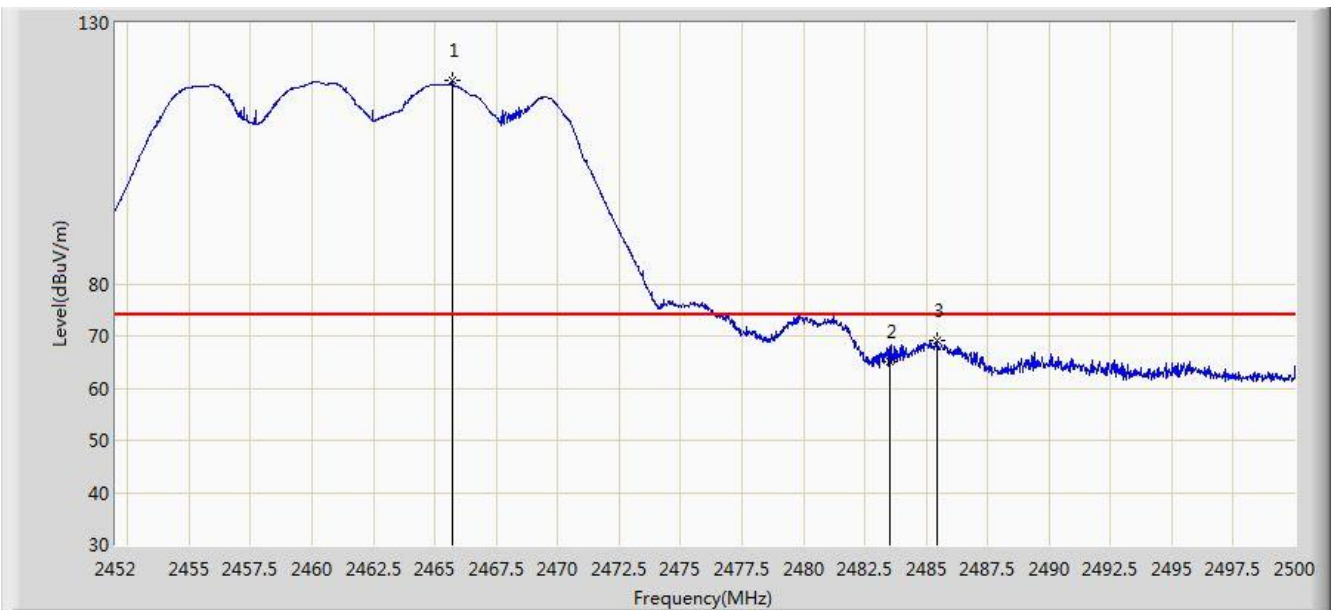


No	Flag	Mark	Frequency (MHz)	Measure Level (dBuV/m)	Reading Level (dBuV)	Margin (dB)	Limit (dBuV/m)	Factor (dB)	Type
1			2390.000	50.640	18.086	-3.360	54.000	32.554	AV
2		*	2418.304	105.891	73.373	N/A	N/A	32.518	AV

Note: Measure Level (dB $\mu$ V/m) = Reading Level (dB $\mu$ V) + Factor (dB)

Factor (dB) = Cable Loss (dB) + Antenna Factor (dB/m)

Site: AC1	Time: 2017/08/11 - 06:09
Limit: FCC_Part15.209_RE(3m)	Engineer: Kevin Ker
Probe: BBHA9120D_1GHz_18GHz	Polarity: Horizontal
EUT: AC220 Wi-Fi AP OD directional antenna US	Power: DC 54V
Test Mode: Transmit by 802.11g at channel 2462MHz Ant 1 + 2 (CDD Mode)	

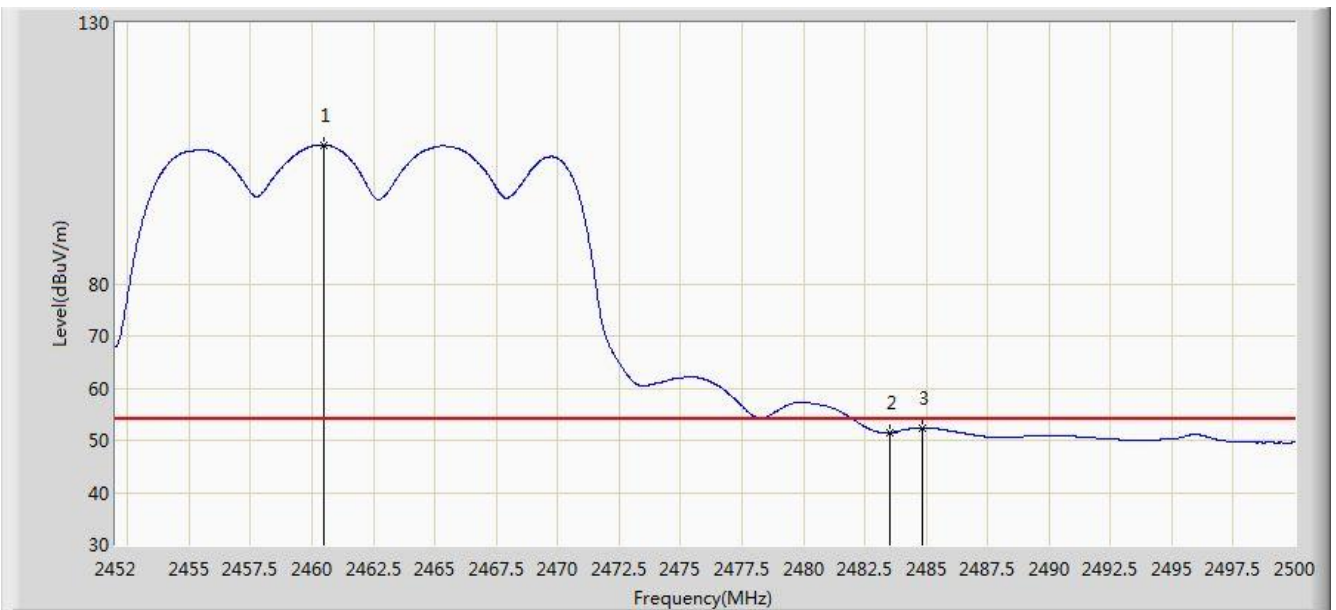


No	Flag	Mark	Frequency (MHz)	Measure Level (dBuV/m)	Reading Level (dBuV)	Margin (dB)	Limit (dBuV/m)	Factor (dB)	Type
1		*	2465.704	119.127	86.600	N/A	N/A	32.528	PK
2			2483.500	65.196	32.615	-8.804	74.000	32.580	PK
3			2485.432	69.046	36.460	-4.954	74.000	32.587	PK

Note: Measure Level (dB $\mu$ V/m) = Reading Level (dB $\mu$ V) + Factor (dB)

Factor (dB) = Cable Loss (dB) + Antenna Factor (dB/m)

Site: AC1	Time: 2017/08/11 - 06:10
Limit: FCC_Part15.209_RE(3m)	Engineer: Kevin Ker
Probe: BBHA9120D_1GHz_18GHz	Polarity: Horizontal
EUT: AC220 Wi-Fi AP OD directional antenna US	Power: DC 54V
Test Mode: Transmit by 802.11g at channel 2462MHz Ant 1 + 2 (CDD Mode)	

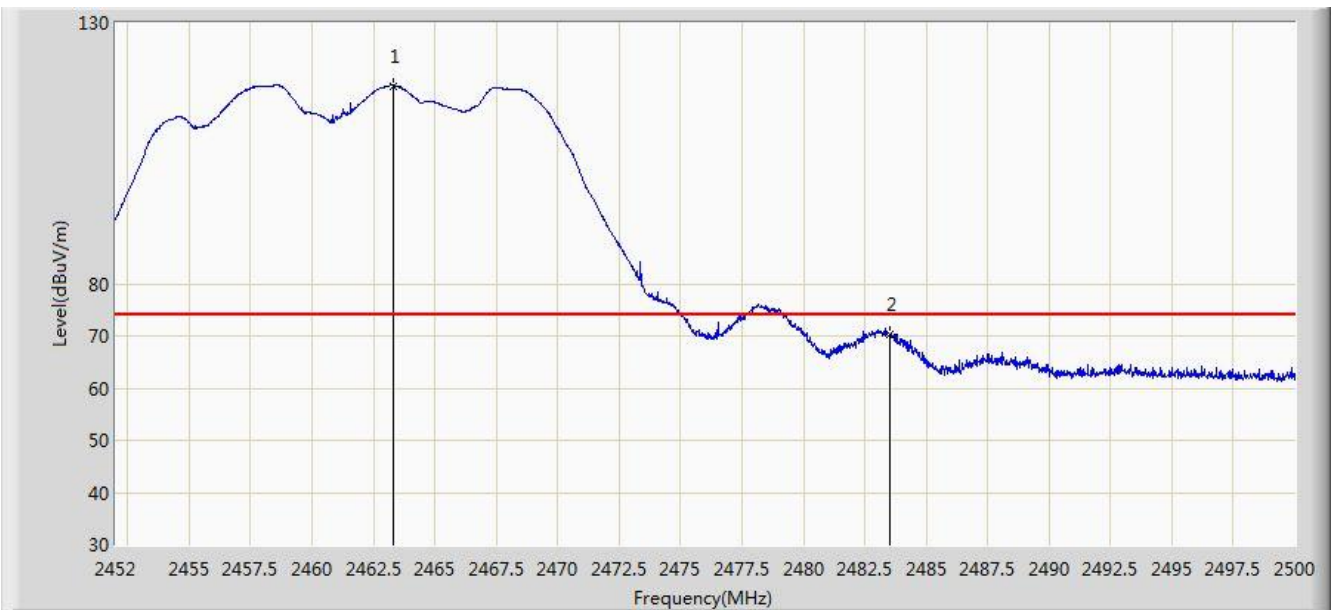


No	Flag	Mark	Frequency (MHz)	Measure Level (dBuV/m)	Reading Level (dBuV)	Margin (dB)	Limit (dBuV/m)	Factor (dB)	Type
1		*	2460.496	106.607	74.093	N/A	N/A	32.514	AV
2			2483.500	51.478	18.897	-2.522	54.000	32.580	AV
3			2484.832	52.402	19.817	-1.598	54.000	32.585	AV

Note: Measure Level (dB $\mu$ V/m) = Reading Level (dB $\mu$ V) + Factor (dB)

Factor (dB) = Cable Loss (dB) + Antenna Factor (dB/m)

Site: AC1	Time: 2017/08/11 - 06:08
Limit: FCC_Part15.209_RE(3m)	Engineer: Kevin Ker
Probe: BBHA9120D_1GHz_18GHz	Polarity: Vertical
EUT: AC220 Wi-Fi AP OD directional antenna US	Power: DC 54V
Test Mode: Transmit by 802.11g at channel 2462MHz Ant 1 + 2 (CDD Mode)	



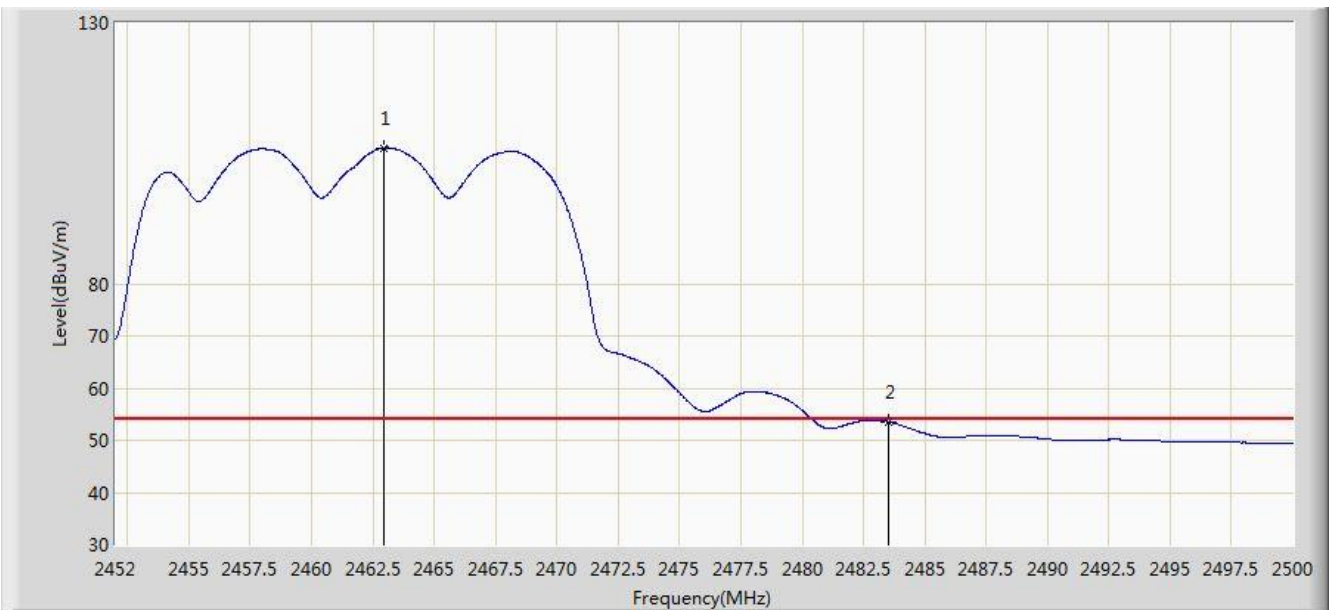
No	Flag	Mark	Frequency (MHz)	Measure Level (dBuV/m)	Reading Level (dBuV)	Margin (dB)	Limit (dBuV/m)	Factor (dB)	Type
1		*	2463.328	117.964	85.444	N/A	N/A	32.520	PK
2			2483.500	70.188	37.607	-3.812	74.000	32.580	PK

Note: Measure Level (dB $\mu$ V/m) = Reading Level (dB $\mu$ V) + Factor (dB)

Factor (dB) = Cable Loss (dB) + Antenna Factor (dB/m)



Site: AC1	Time: 2017/08/11 - 06:07
Limit: FCC_Part15.209_RE(3m)	Engineer: Kevin Ker
Probe: BBHA9120D_1GHz_18GHz	Polarity: Vertical
EUT: AC220 Wi-Fi AP OD directional antenna US	Power: DC 54V
Test Mode: Transmit by 802.11g at channel 2462MHz Ant 1 + 2 (CDD Mode)	

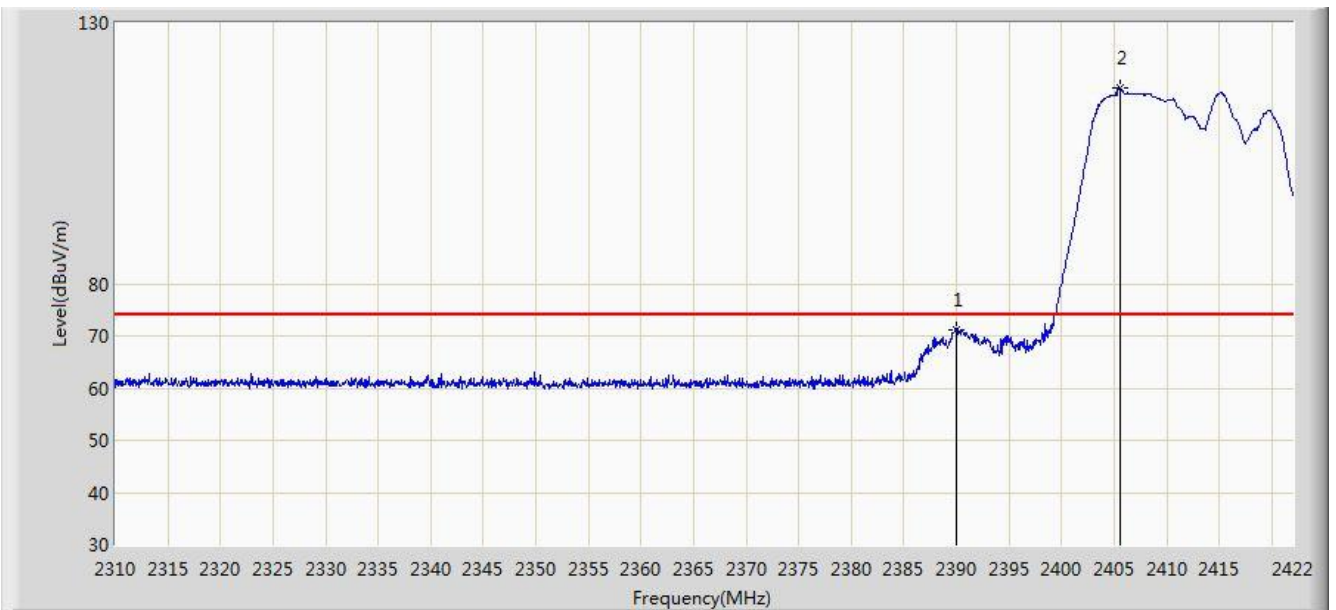


No	Flag	Mark	Frequency (MHz)	Measure Level (dBuV/m)	Reading Level (dBuV)	Margin (dB)	Limit (dBuV/m)	Factor (dB)	Type
1		*	2462.944	106.034	73.515	N/A	N/A	32.519	AV
2			2483.500	53.552	20.971	-0.448	54.000	32.580	AV

Note: Measure Level (dB $\mu$ V/m) = Reading Level (dB $\mu$ V) + Factor (dB)

Factor (dB) = Cable Loss (dB) + Antenna Factor (dB/m)

Site: AC1	Time: 2017/08/11 - 06:18
Limit: FCC_Part15.209_RE(3m)	Engineer: Kevin Ker
Probe: BBHA9120D_1GHz_18GHz	Polarity: Horizontal
EUT: AC220 Wi-Fi AP OD directional antenna US	Power: DC 54V
Test Mode: Transmit by 802.11n-HT20 at channel 2412MHz Ant 1 + 2 (CDD Mode)	

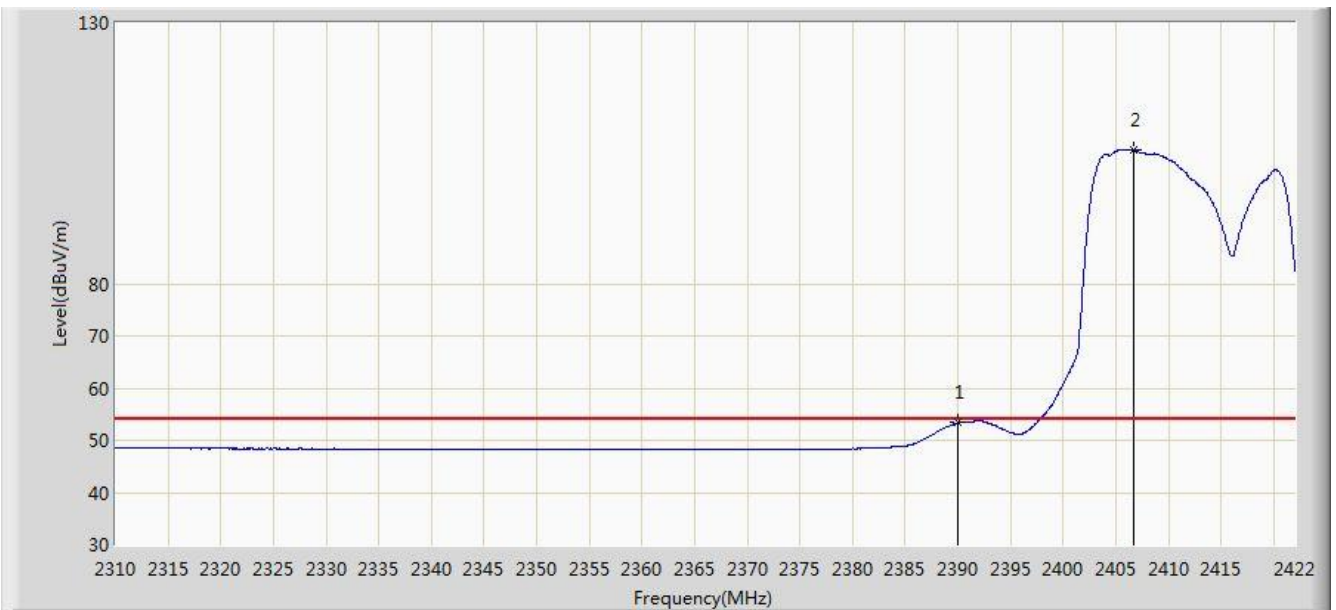


No	Flag	Mark	Frequency (MHz)	Measure Level (dBuV/m)	Reading Level (dBuV)	Margin (dB)	Limit (dBuV/m)	Factor (dB)	Type
1			2390.000	71.036	38.482	-2.964	74.000	32.554	PK
2		*	2405.592	117.476	84.942	N/A	N/A	32.534	PK

Note: Measure Level (dB $\mu$ V/m) = Reading Level (dB $\mu$ V) + Factor (dB)

Factor (dB) = Cable Loss (dB) + Antenna Factor (dB/m)

Site: AC1	Time: 2017/08/11 - 06:15
Limit: FCC_Part15.209_RE(3m)	Engineer: Kevin Ker
Probe: BBHA9120D_1GHz_18GHz	Polarity: Horizontal
EUT: AC220 Wi-Fi AP OD directional antenna US	Power: DC 54V
Test Mode: Transmit by 802.11n-HT20 at channel 2412MHz Ant 1 + 2 (CDD Mode)	

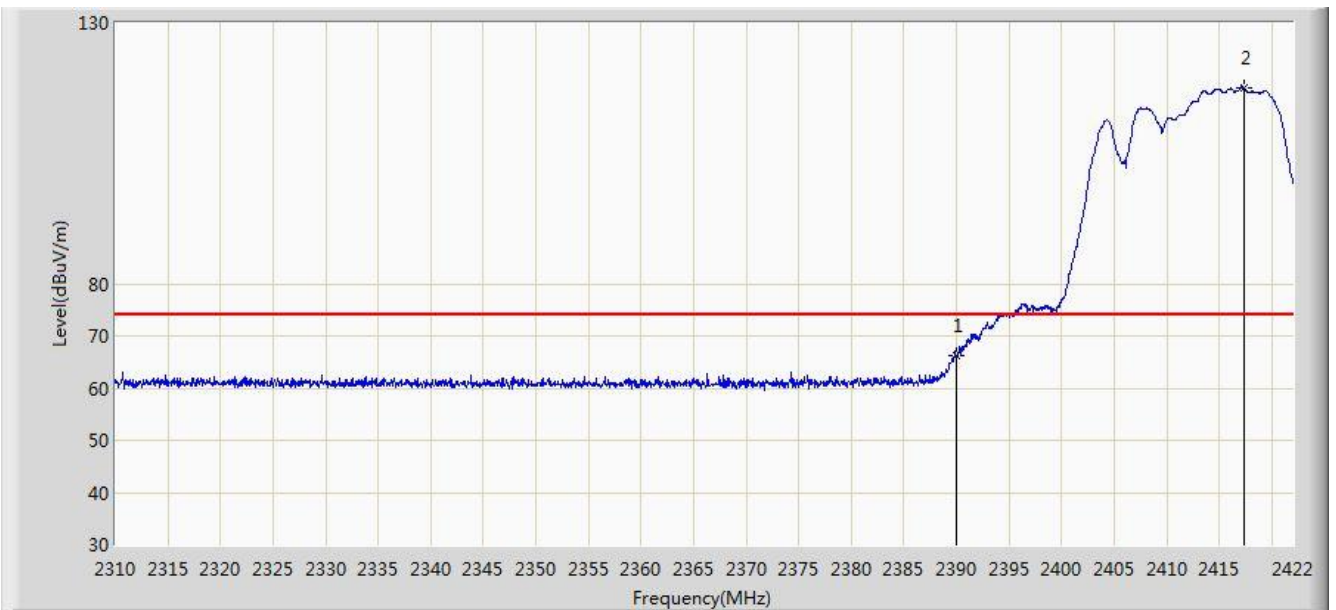


No	Flag	Mark	Frequency (MHz)	Measure Level (dBuV/m)	Reading Level (dBuV)	Margin (dB)	Limit (dBuV/m)	Factor (dB)	Type
1			2390.000	53.369	20.815	-0.631	54.000	32.554	AV
2		*	2406.768	105.696	73.164	N/A	N/A	32.532	AV

Note: Measure Level (dB $\mu$ V/m) = Reading Level (dB $\mu$ V) + Factor (dB)

Factor (dB) = Cable Loss (dB) + Antenna Factor (dB/m)

Site: AC1	Time: 2017/08/11 - 06:19
Limit: FCC_Part15.209_RE(3m)	Engineer: Kevin Ker
Probe: BBHA9120D_1GHz_18GHz	Polarity: Vertical
EUT: AC220 Wi-Fi AP OD directional antenna US	Power: DC 54V
Test Mode: Transmit by 802.11n-HT20 at channel 2412MHz Ant 1 + 2 (CDD Mode)	



No	Flag	Mark	Frequency (MHz)	Measure Level (dBuV/m)	Reading Level (dBuV)	Margin (dB)	Limit (dBuV/m)	Factor (dB)	Type
1			2390.000	66.130	33.576	-7.870	74.000	32.554	PK
2		*	2417.408	117.507	84.988	N/A	N/A	32.520	PK

Note: Measure Level (dB $\mu$ V/m) = Reading Level (dB $\mu$ V) + Factor (dB)

Factor (dB) = Cable Loss (dB) + Antenna Factor (dB/m)

Site: AC1	Time: 2017/08/11 - 06:20
Limit: FCC_Part15.209_RE(3m)	Engineer: Kevin Ker
Probe: BBHA9120D_1GHz_18GHz	Polarity: Vertical
EUT: AC220 Wi-Fi AP OD directional antenna US	Power: DC 54V
Test Mode: Transmit by 802.11n-HT20 at channel 2412MHz Ant 1 + 2 (CDD Mode)	

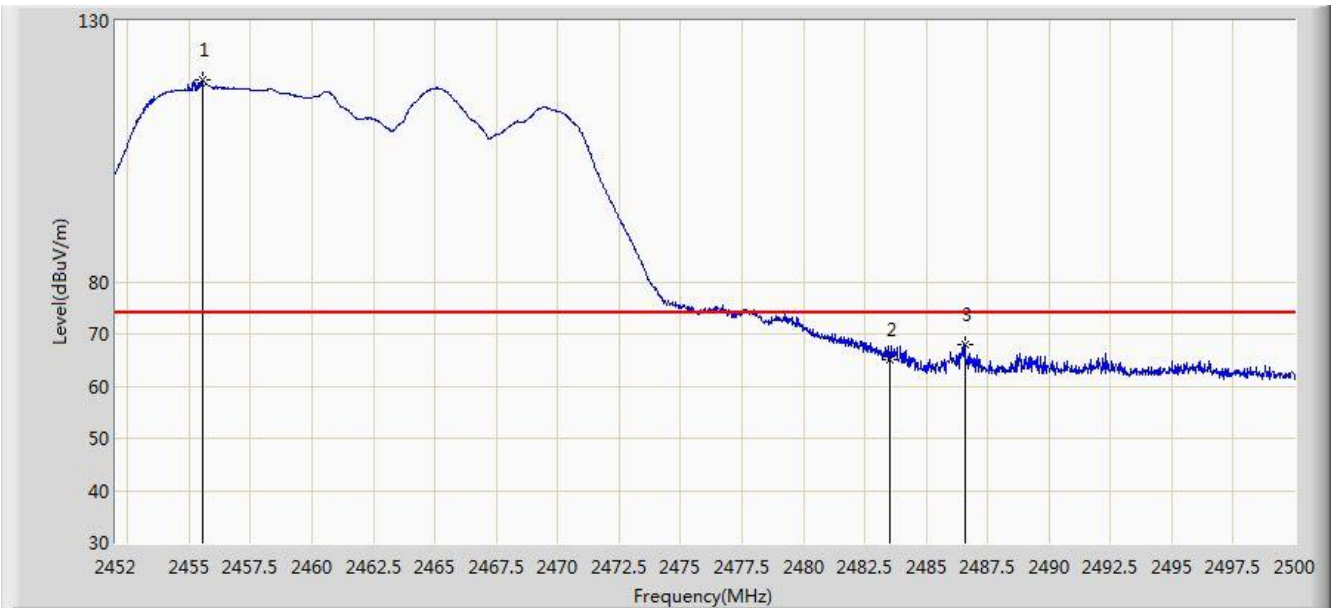


No	Flag	Mark	Frequency (MHz)	Measure Level (dBuV/m)	Reading Level (dBuV)	Margin (dB)	Limit (dBuV/m)	Factor (dB)	Type
1			2390.000	51.092	18.538	-2.908	54.000	32.554	AV
2		*	2417.408	106.119	73.600	N/A	N/A	32.520	AV

Note: Measure Level (dB $\mu$ V/m) = Reading Level (dB $\mu$ V) + Factor (dB)

Factor (dB) = Cable Loss (dB) + Antenna Factor (dB/m)

Site: AC1	Time: 2017/08/11 - 06:30
Limit: FCC_Part15.209_RE(3m)	Engineer: Kevin Ker
Probe: BBHA9120D_1GHz_18GHz	Polarity: Horizontal
EUT: AC220 Wi-Fi AP OD directional antenna US	Power: DC 54V
Test Mode: Transmit by 802.11n-HT20 at channel 2462MHz Ant 1 + 2 (CDD Mode)	

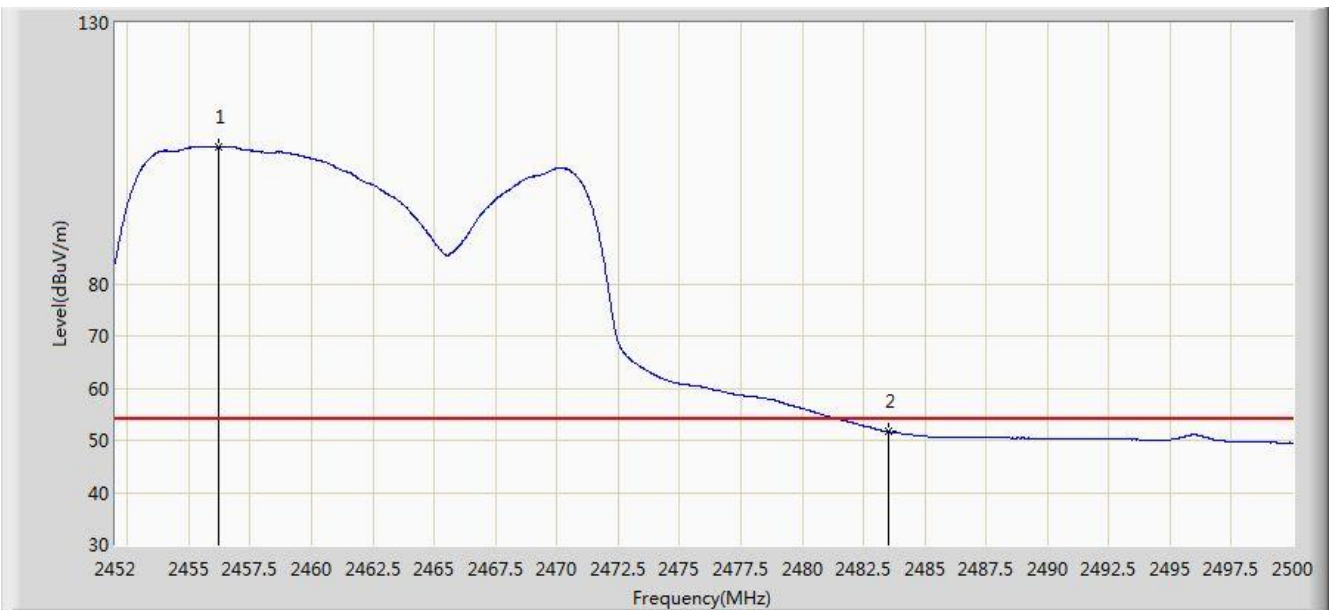


No	Flag	Mark	Frequency (MHz)	Measure Level (dBuV/m)	Reading Level (dBuV)	Margin (dB)	Limit (dBuV/m)	Factor (dB)	Type
1		*	2455.528	118.740	86.235	N/A	N/A	32.505	PK
2			2483.500	65.145	32.564	-8.855	74.000	32.580	PK
3			2486.584	68.053	35.463	-5.947	74.000	32.590	PK

Note: Measure Level (dB $\mu$ V/m) = Reading Level (dB $\mu$ V) + Factor (dB)

Factor (dB) = Cable Loss (dB) + Antenna Factor (dB/m)

Site: AC1	Time: 2017/08/11 - 06:31
Limit: FCC_Part15.209_RE(3m)	Engineer: Kevin Ker
Probe: BBHA9120D_1GHz_18GHz	Polarity: Horizontal
EUT: AC220 Wi-Fi AP OD directional antenna US	Power: DC 54V
Test Mode: Transmit by 802.11n-HT20 at channel 2462MHz Ant 1 + 2 (CDD Mode)	

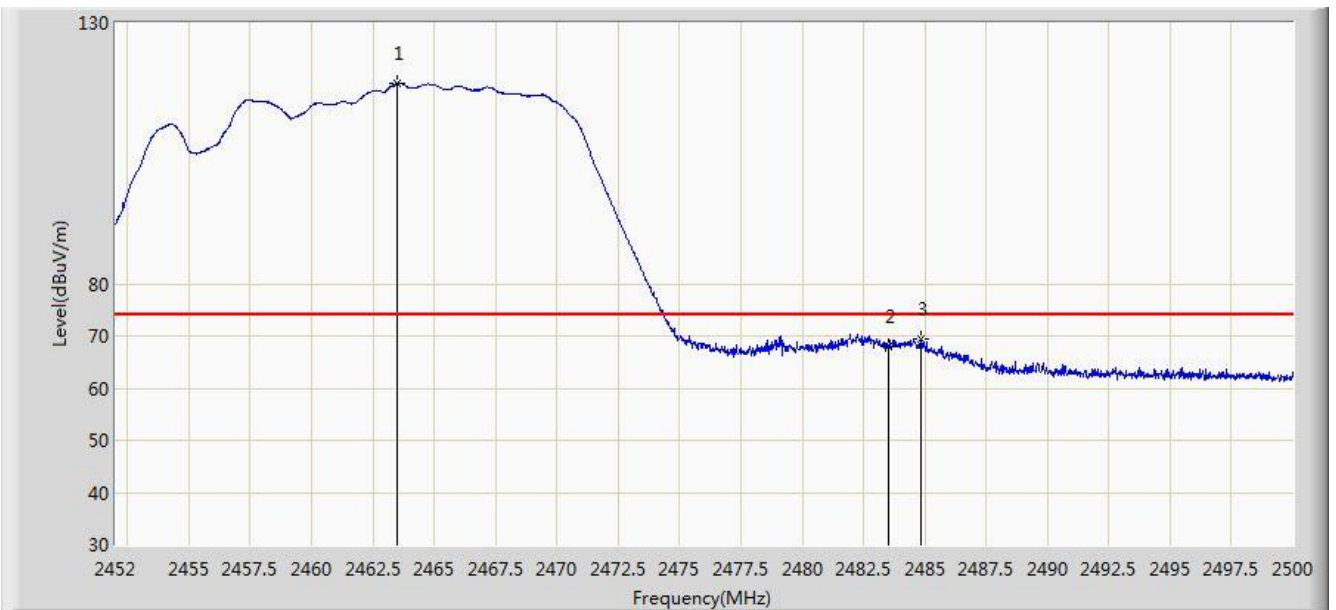


No	Flag	Mark	Frequency (MHz)	Measure Level (dBuV/m)	Reading Level (dBuV)	Margin (dB)	Limit (dBuV/m)	Factor (dB)	Type
1		*	2456.224	106.249	73.743	N/A	N/A	32.507	AV
2			2483.500	51.672	19.091	-2.328	54.000	32.580	AV

Note: Measure Level (dB $\mu$ V/m) = Reading Level (dB $\mu$ V) + Factor (dB)

Factor (dB) = Cable Loss (dB) + Antenna Factor (dB/m)

Site: AC1	Time: 2017/08/11 - 06:28
Limit: FCC_Part15.209_RE(3m)	Engineer: Kevin Ker
Probe: BBHA9120D_1GHz_18GHz	Polarity: Vertical
EUT: AC220 Wi-Fi AP OD directional antenna US	Power: DC 54V
Test Mode: Transmit by 802.11n-HT20 at channel 2462MHz Ant 1 + 2 (CDD Mode)	



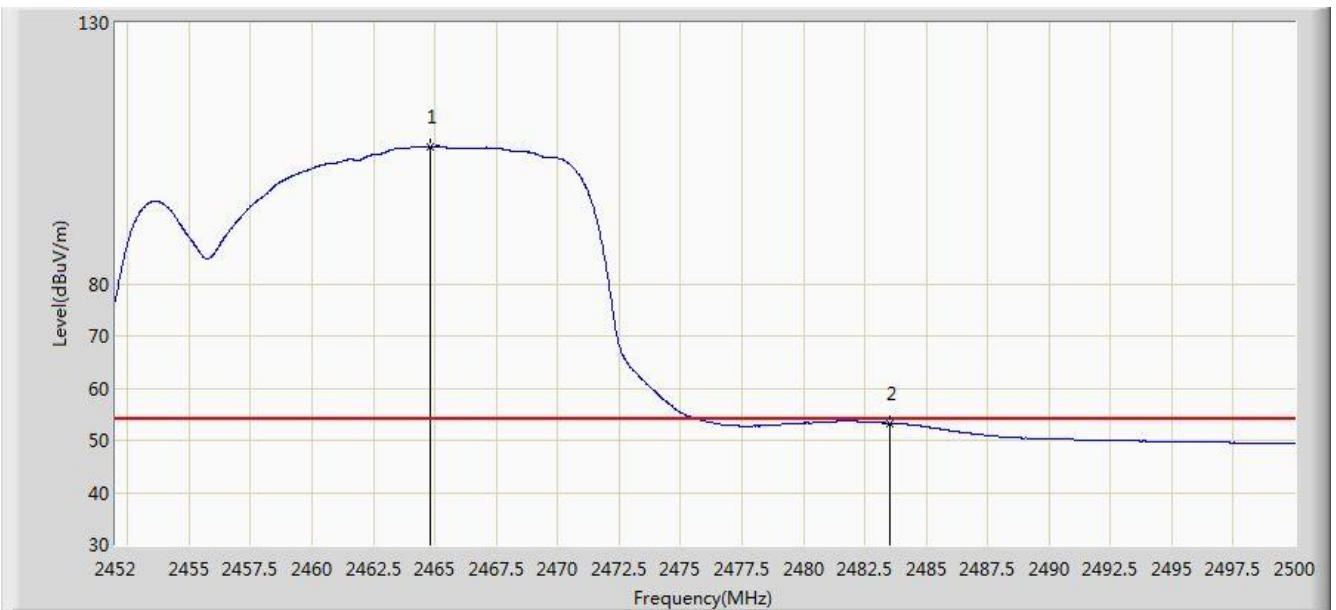
No	Flag	Mark	Frequency (MHz)	Measure Level (dBuV/m)	Reading Level (dBuV)	Margin (dB)	Limit (dBuV/m)	Factor (dB)	Type
1		*	2463.472	118.375	85.854	N/A	N/A	32.521	PK
2			2483.500	68.087	35.506	-5.913	74.000	32.580	PK
3			2484.856	69.375	36.790	-4.625	74.000	32.585	PK

Note: Measure Level (dB $\mu$ V/m) = Reading Level (dB $\mu$ V) + Factor (dB)

Factor (dB) = Cable Loss (dB) + Antenna Factor (dB/m)



Site: AC1	Time: 2017/08/11 - 06:28
Limit: FCC_Part15.209_RE(3m)	Engineer: Kevin Ker
Probe: BBHA9120D_1GHz_18GHz	Polarity: Vertical
EUT: AC220 Wi-Fi AP OD directional antenna US	Power: DC 54V
Test Mode: Transmit by 802.11n-HT20 at channel 2462MHz Ant 1 + 2 (CDD Mode)	

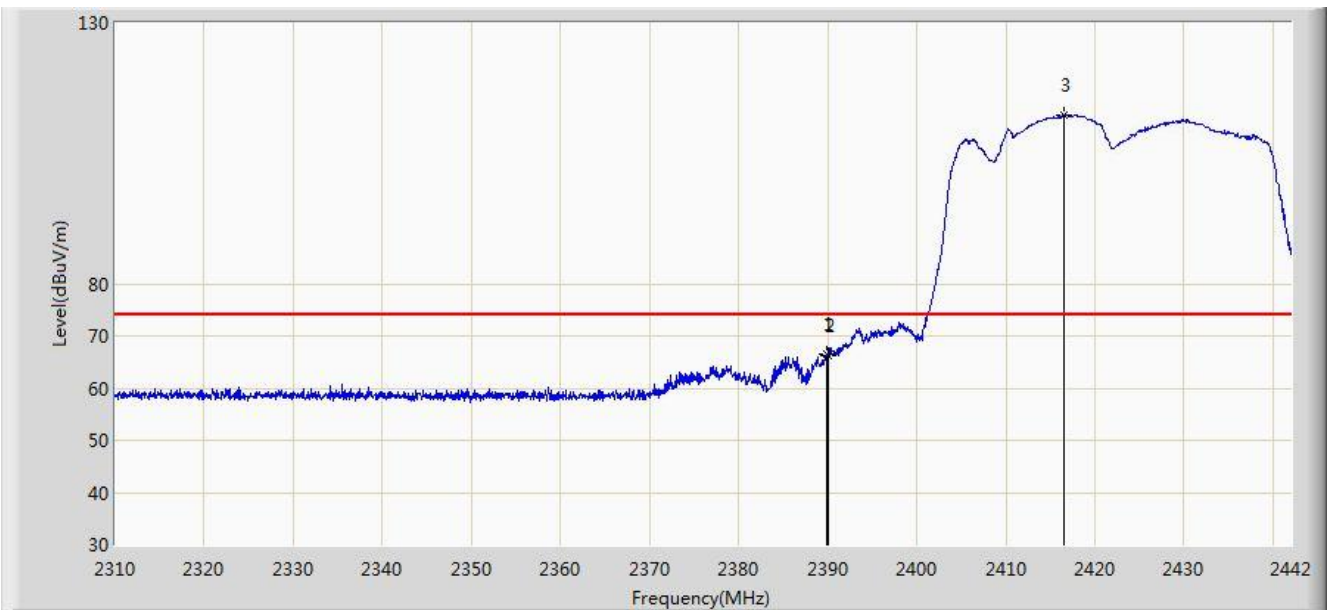


No	Flag	Mark	Frequency (MHz)	Measure Level (dBuV/m)	Reading Level (dBuV)	Margin (dB)	Limit (dBuV/m)	Factor (dB)	Type
1		*	2464.816	106.284	73.759	N/A	N/A	32.525	AV
2			2483.500	53.304	20.723	-0.696	54.000	32.580	AV

Note: Measure Level (dB $\mu$ V/m) = Reading Level (dB $\mu$ V) + Factor (dB)

Factor (dB) = Cable Loss (dB) + Antenna Factor (dB/m)

Site: AC1	Time: 2017/08/11 - 06:39
Limit: FCC_Part15.209_RE(3m)	Engineer: Kevin Ker
Probe: BBHA9120D_1GHz_18GHz	Polarity: Horizontal
EUT: AC220 Wi-Fi AP OD directional antenna US	Power: DC 54V
Test Mode: Transmit by 802.11n-HT40 at channel 2422MHz Ant 1 + 2 (CDD Mode)	

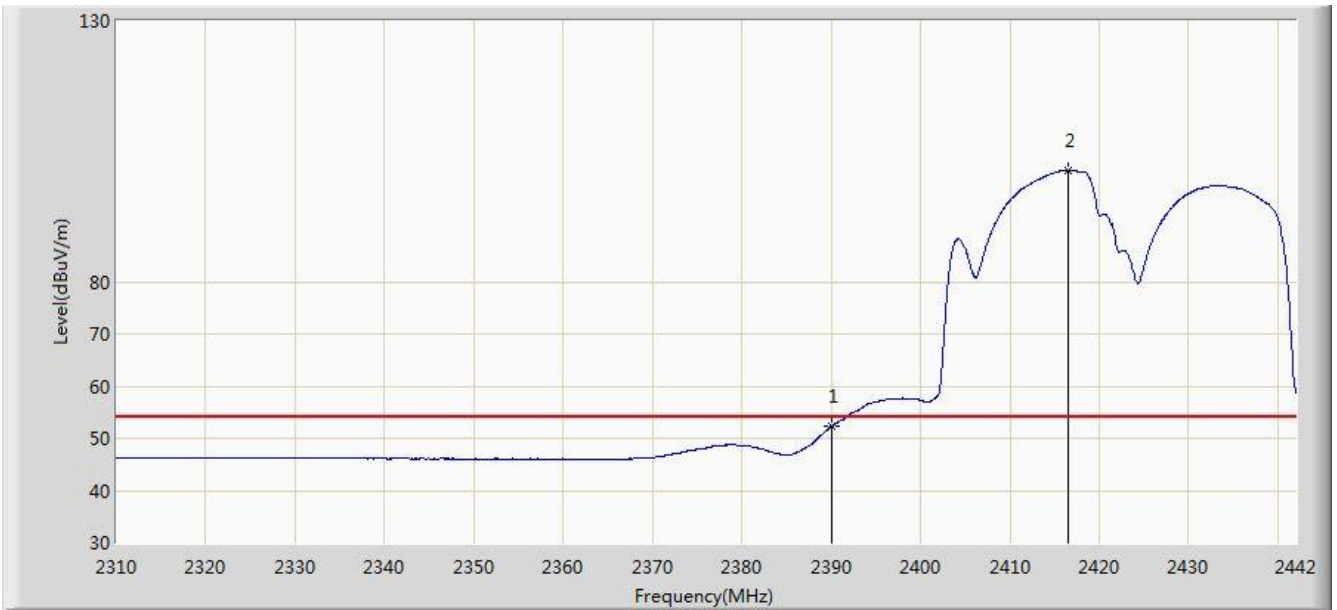


No	Flag	Mark	Frequency (MHz)	Measure Level (dBuV/m)	Reading Level (dBuV)	Margin (dB)	Limit (dBuV/m)	Factor (dB)	Type
1			2389.912	66.441	33.887	-7.559	74.000	32.554	PK
2			2390.000	66.268	33.714	-7.732	74.000	32.554	PK
3		*	2416.904	112.315	79.795	N/A	N/A	32.520	PK

Note: Measure Level (dB $\mu$ V/m) = Reading Level (dB $\mu$ V) + Factor (dB)

Factor (dB) = Cable Loss (dB) + Antenna Factor (dB/m)

Site: AC1	Time: 2017/08/11 - 06:40
Limit: FCC_Part15.209_RE(3m)	Engineer: Kevin Ker
Probe: BBHA9120D_1GHz_18GHz	Polarity: Horizontal
EUT: AC220 Wi-Fi AP OD directional antenna US	Power: DC 54V
Test Mode: Transmit by 802.11n-HT40 at channel 2422MHz Ant 1 + 2 (CDD Mode)	

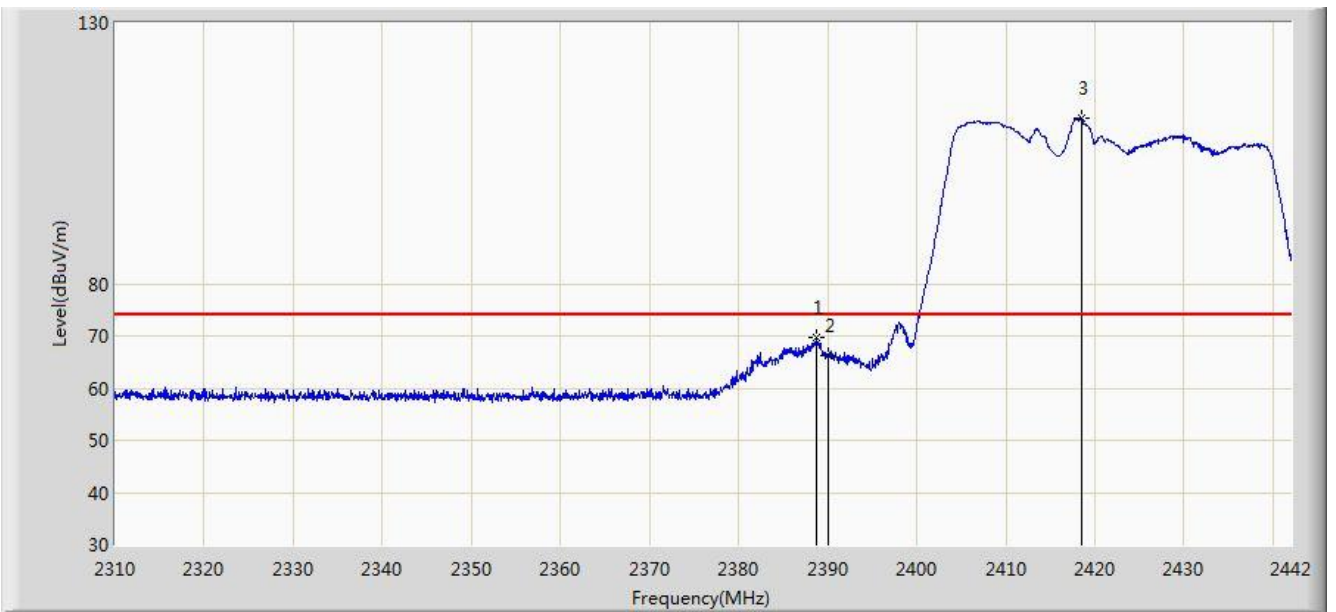


No	Flag	Mark	Frequency (MHz)	Measure Level (dBuV/m)	Reading Level (dBuV)	Margin (dB)	Limit (dBuV/m)	Factor (dB)	Type
1			2390.000	52.243	19.689	-1.757	54.000	32.554	AV
2		*	2416.736	101.355	68.835	N/A	N/A	32.520	AV

Note: Measure Level (dBμV/m) = Reading Level (dBμV) + Factor (dB)

Factor (dB) = Cable Loss (dB) + Antenna Factor (dB/m)

Site: AC1	Time: 2017/08/11 - 06:38
Limit: FCC_Part15.209_RE(3m)	Engineer: Kevin Ker
Probe: BBHA9120D_1GHz_18GHz	Polarity: Vertical
EUT: AC220 Wi-Fi AP OD directional antenna US	Power: DC 54V
Test Mode: Transmit by 802.11n-HT40 at channel 2422MHz Ant 1 + 2 (CDD Mode)	

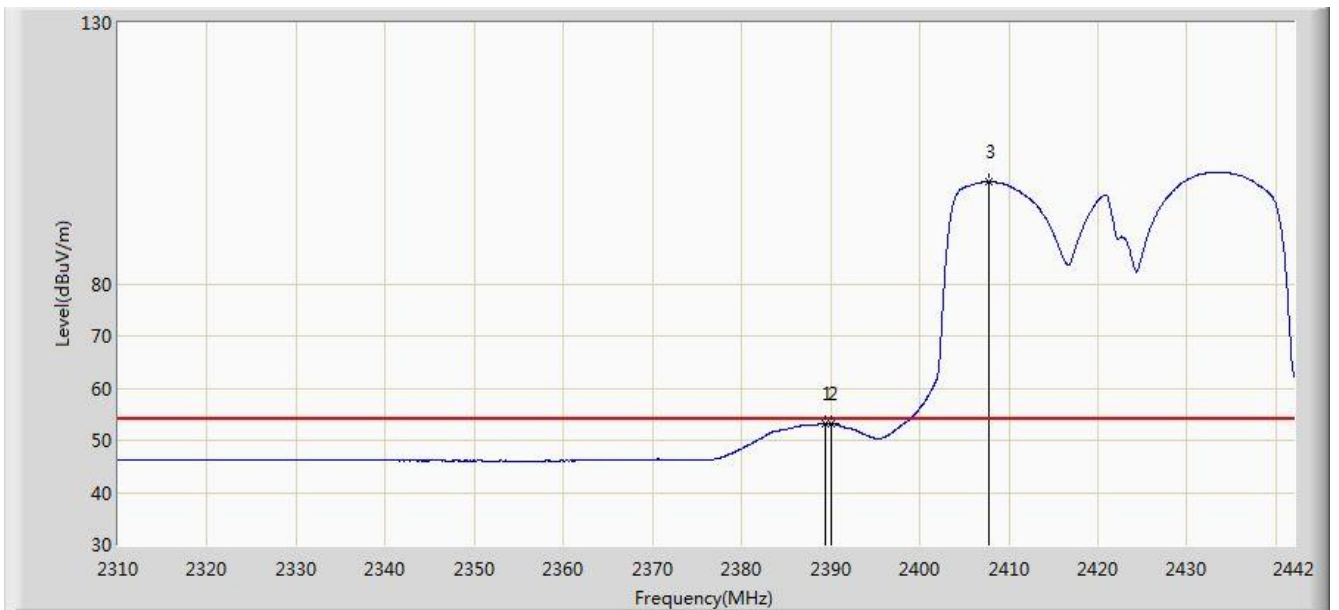


No	Flag	Mark	Frequency (MHz)	Measure Level (dBuV/m)	Reading Level (dBuV)	Margin (dB)	Limit (dBuV/m)	Factor (dB)	Type
1			2388.792	69.734	37.178	-4.266	74.000	32.556	PK
2			2390.000	66.368	33.814	-7.632	74.000	32.554	PK
3		*	2418.304	111.827	79.309	N/A	N/A	32.518	PK

Note: Measure Level (dB $\mu$ V/m) = Reading Level (dB $\mu$ V) + Factor (dB)

Factor (dB) = Cable Loss (dB) + Antenna Factor (dB/m)

Site: AC1	Time: 2017/08/11 - 06:37
Limit: FCC_Part15.209_RE(3m)	Engineer: Kevin Ker
Probe: BBHA9120D_1GHz_18GHz	Polarity: Vertical
EUT: AC220 Wi-Fi AP OD directional antenna US	Power: DC 54V
Test Mode: Transmit by 802.11n-HT40 at channel 2422MHz Ant 1 + 2 (CDD Mode)	

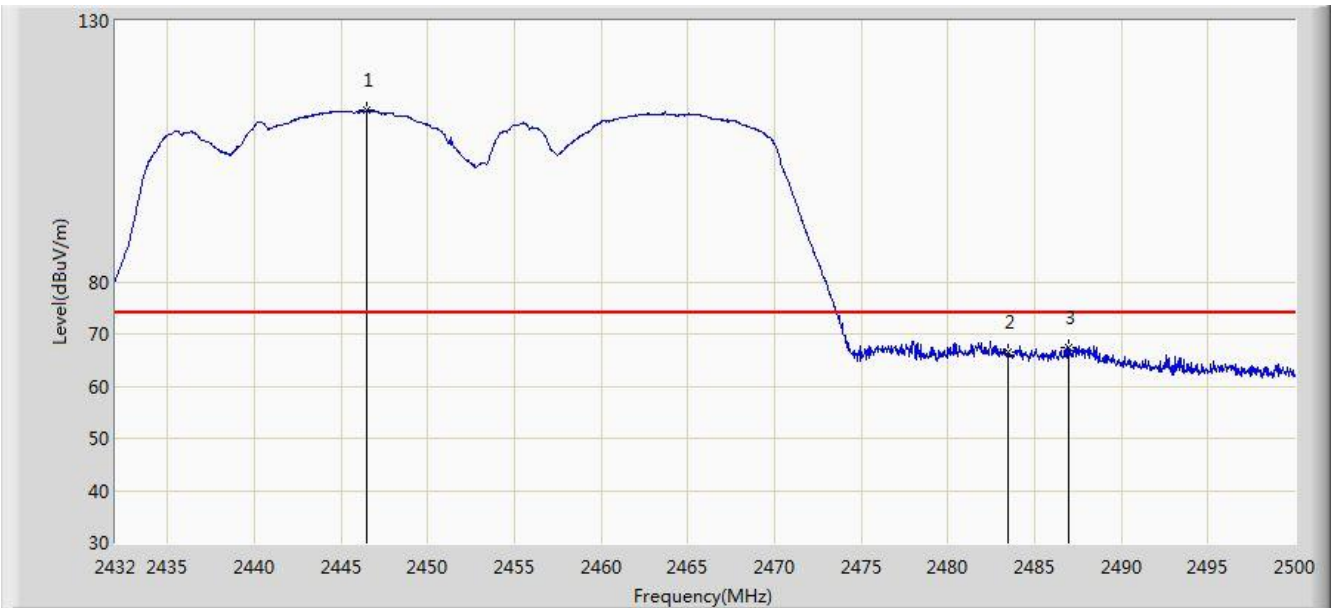


No	Flag	Mark	Frequency (MHz)	Measure Level (dBuV/m)	Reading Level (dBuV)	Margin (dB)	Limit (dBuV/m)	Factor (dB)	Type
1			2389.352	53.261	20.718	-0.739	54.000	32.543	AV
2			2390.000	53.188	20.634	-0.812	54.000	32.554	AV
3		*	2407.664	99.547	67.016	N/A	N/A	32.531	AV

Note: Measure Level (dB $\mu$ V/m) = Reading Level (dB $\mu$ V) + Factor (dB)

Factor (dB) = Cable Loss (dB) + Antenna Factor (dB/m)

Site: AC1	Time: 2017/08/11 - 06:46
Limit: FCC_Part15.209_RE(3m)	Engineer: Kevin Ker
Probe: BBHA9120D_1GHz_18GHz	Polarity: Horizontal
EUT: AC220 Wi-Fi AP OD directional antenna US	Power: DC 54V
Test Mode: Transmit by 802.11n-HT40 at channel 2452MHz Ant 1 + 2 (CDD Mode)	

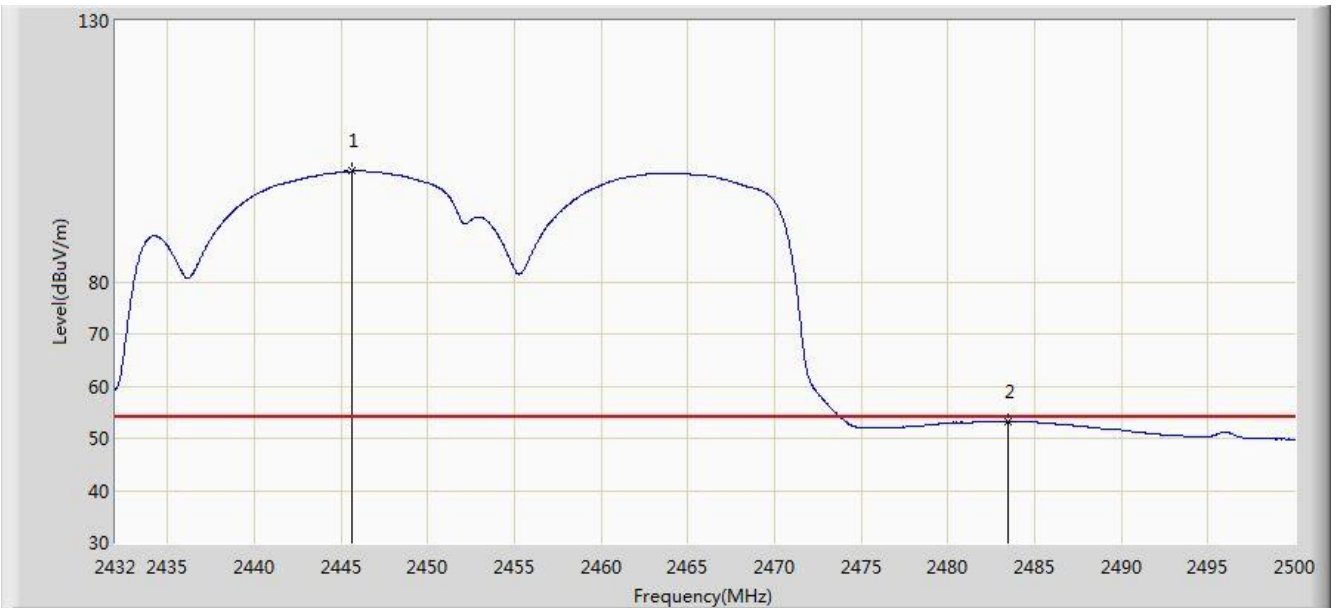


No	Flag	Mark	Frequency (MHz)	Measure Level (dBuV/m)	Reading Level (dBuV)	Margin (dB)	Limit (dBuV/m)	Factor (dB)	Type
1		*	2446.484	112.791	80.302	N/A	N/A	32.489	PK
2			2483.500	66.477	33.896	-7.523	74.000	32.580	PK
3			2486.978	67.447	34.856	-6.553	74.000	32.591	PK

Note: Measure Level (dB $\mu$ V/m) = Reading Level (dB $\mu$ V) + Factor (dB)

Factor (dB) = Cable Loss (dB) + Antenna Factor (dB/m)

Site: AC1	Time: 2017/08/11 - 06:45
Limit: FCC_Part15.209_RE(3m)	Engineer: Kevin Ker
Probe: BBHA9120D_1GHz_18GHz	Polarity: Horizontal
EUT: AC220 Wi-Fi AP OD directional antenna US	Power: DC 54V
Test Mode: Transmit by 802.11n-HT40 at channel 2452MHz Ant 1 + 2 (CDD Mode)	

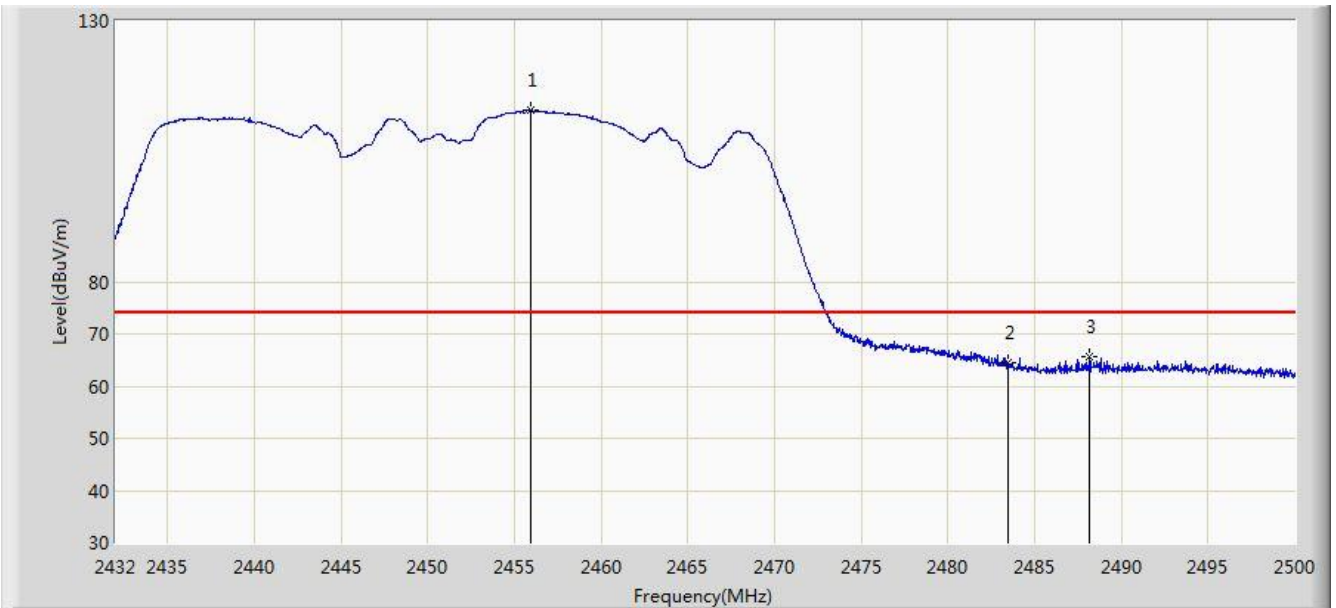


No	Flag	Mark	Frequency (MHz)	Measure Level (dBuV/m)	Reading Level (dBuV)	Margin (dB)	Limit (dBuV/m)	Factor (dB)	Type
1		*	2445.600	101.162	68.675	N/A	N/A	32.487	AV
2			2483.500	53.276	20.695	-0.724	54.000	32.580	AV

Note: Measure Level (dB $\mu$ V/m) = Reading Level (dB $\mu$ V) + Factor (dB)

Factor (dB) = Cable Loss (dB) + Antenna Factor (dB/m)

Site: AC1	Time: 2017/08/11 - 06:48
Limit: FCC_Part15.209_RE(3m)	Engineer: Kevin Ker
Probe: BBHA9120D_1GHz_18GHz	Polarity: Vertical
EUT: AC220 Wi-Fi AP OD directional antenna US	Power: DC 54V
Test Mode: Transmit by 802.11n-HT40 at channel 2452MHz Ant 1 + 2 (CDD Mode)	



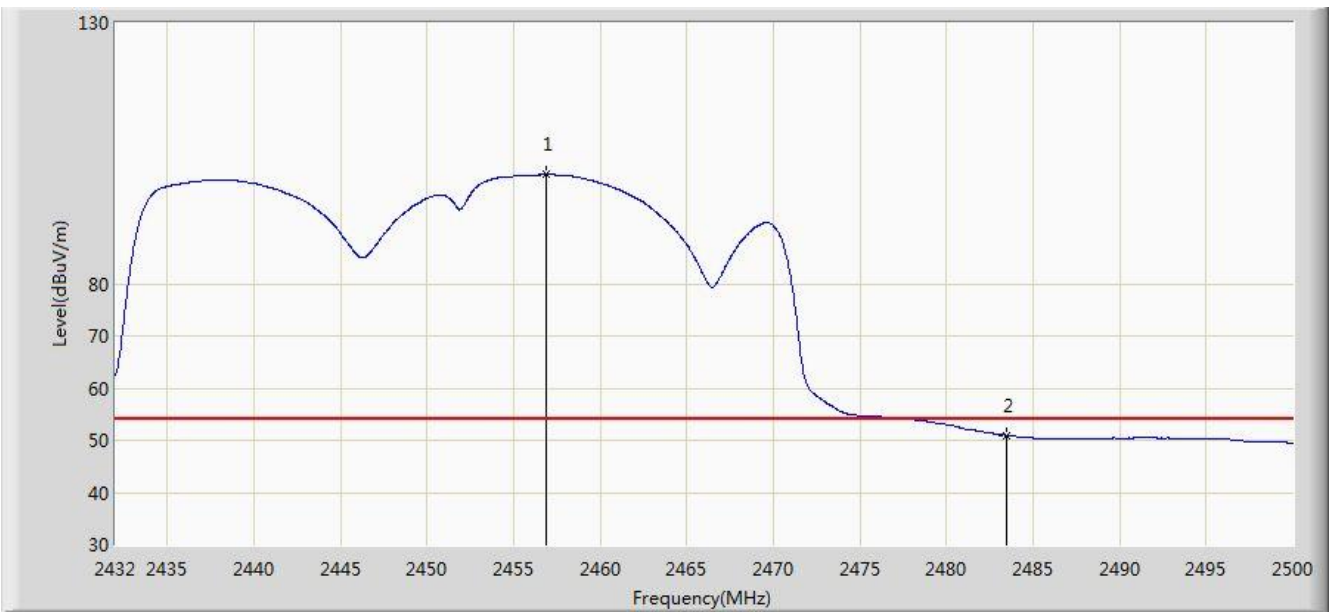
No	Flag	Mark	Frequency (MHz)	Measure Level (dBuV/m)	Reading Level (dBuV)	Margin (dB)	Limit (dBuV/m)	Factor (dB)	Type
1		*	2455.970	112.834	80.328	N/A	N/A	32.505	PK
2			2483.500	64.596	32.015	-9.404	74.000	32.580	PK
3			2488.168	65.626	33.031	-8.374	74.000	32.595	PK

Note: Measure Level (dB $\mu$ V/m) = Reading Level (dB $\mu$ V) + Factor (dB)

Factor (dB) = Cable Loss (dB) + Antenna Factor (dB/m)



Site: AC1	Time: 2017/08/11 - 06:49
Limit: FCC_Part15.209_RE(3m)	Engineer: Kevin Ker
Probe: BBHA9120D_1GHz_18GHz	Polarity: Vertical
EUT: AC220 Wi-Fi AP OD directional antenna US	Power: DC 54V
Test Mode: Transmit by 802.11n-HT40 at channel 2452MHz Ant 1 + 2 (CDD Mode)	

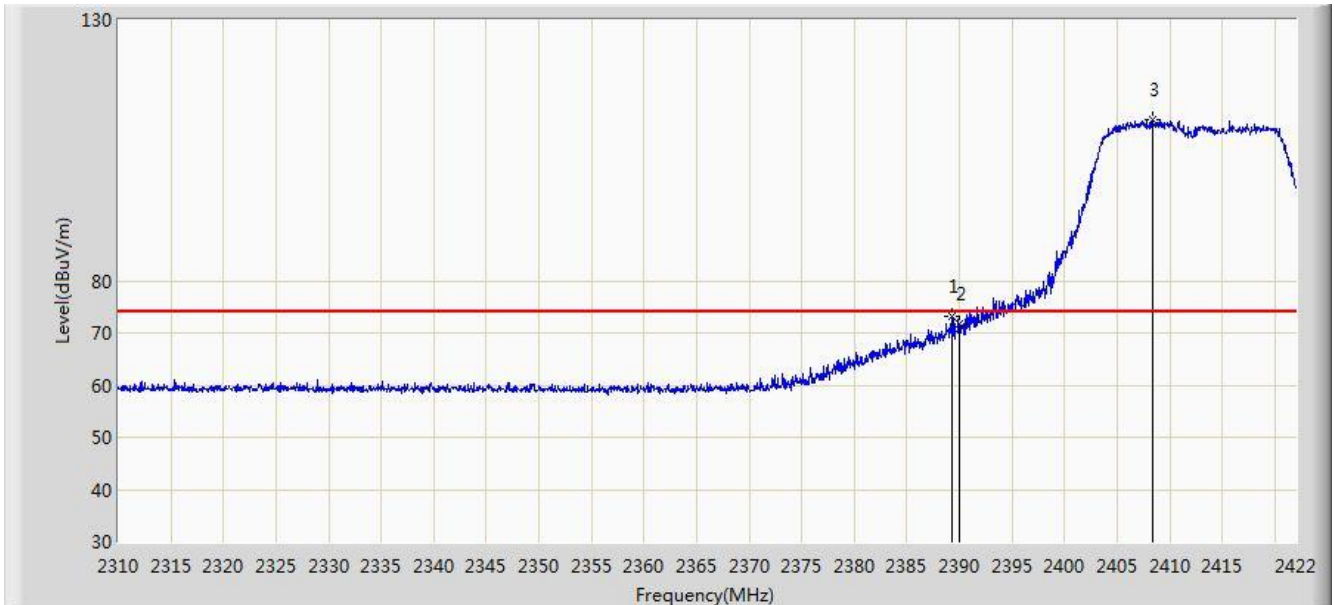


No	Flag	Mark	Frequency (MHz)	Measure Level (dBuV/m)	Reading Level (dBuV)	Margin (dB)	Limit (dBuV/m)	Factor (dB)	Type
1		*	2456.922	100.918	68.411	N/A	N/A	32.507	AV
2			2483.500	50.949	18.368	-3.051	54.000	32.580	AV

Note: Measure Level (dB $\mu$ V/m) = Reading Level (dB $\mu$ V) + Factor (dB)

Factor (dB) = Cable Loss (dB) + Antenna Factor (dB/m)

Site: AC1	Time: 2017/09/02 - 01:54
Limit: FCC_Part15.209_RE(3m)	Engineer: Kevin Ker
Probe: BBHA9120D_1GHz_18GHz	Polarity: Horizontal
EUT: AC220 Wi-Fi AP OD directional antenna US	Power: DC 54V
Test Mode: Transmit by 802.11n-HT20 at Channel 2412MHz Ant 1 + 2 (Beam-Forming Mode)	

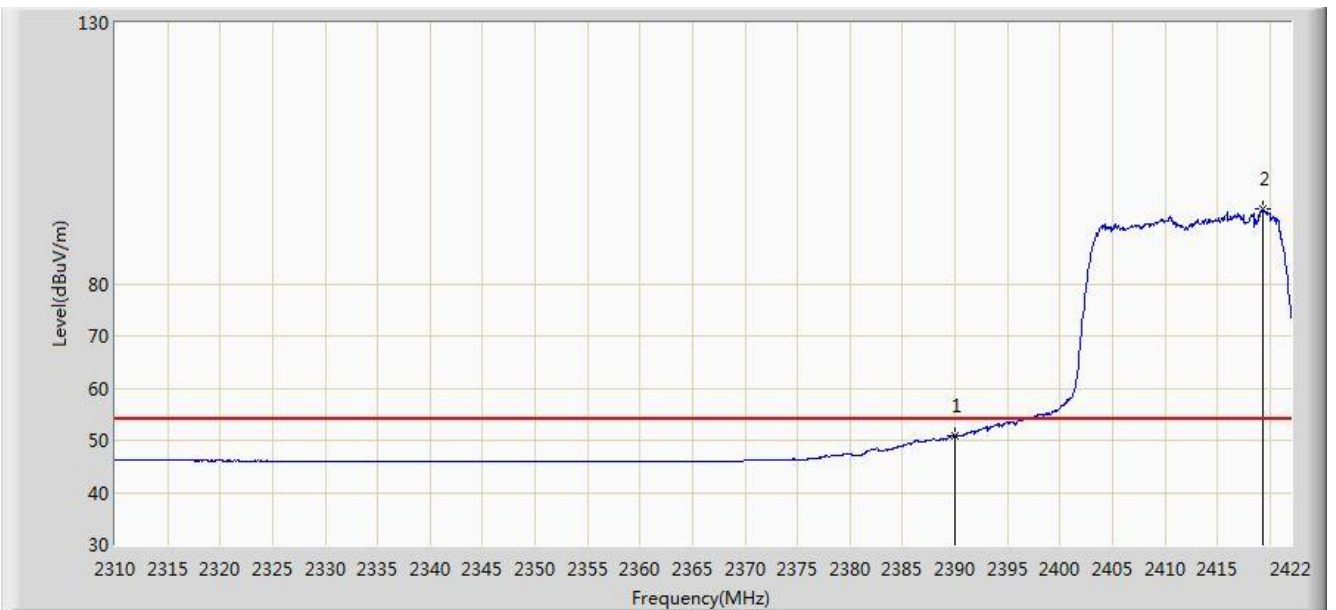


No	Flag	Mark	Frequency (MHz)	Measure Level (dBuV/m)	Reading Level (dBuV)	Margin (dB)	Limit (dBuV/m)	Factor (dB)	Type
1			2389.352	73.199	40.644	-0.801	74.000	32.555	PK
2			2390.000	71.605	39.051	-2.395	74.000	32.554	PK
3		*	2408.336	110.937	78.407	N/A	N/A	32.531	PK

Note: Measure Level (dB $\mu$ V/m) = Reading Level (dB $\mu$ V) + Factor (dB)

Factor (dB) = Cable Loss (dB) + Antenna Factor (dB/m)

Site: AC1	Time: 2017/09/02 - 02:13
Limit: FCC_Part15.209_RE(3m)	Engineer: Kevin Ker
Probe: BBHA9120D_1GHz_18GHz	Polarity: Horizontal
EUT: AC220 Wi-Fi AP OD directional antenna US	Power: DC 54V
Test Mode: Transmit by 802.11n-HT20 at Channel 2412MHz Ant 1 + 2 (Beam-Forming Mode)	

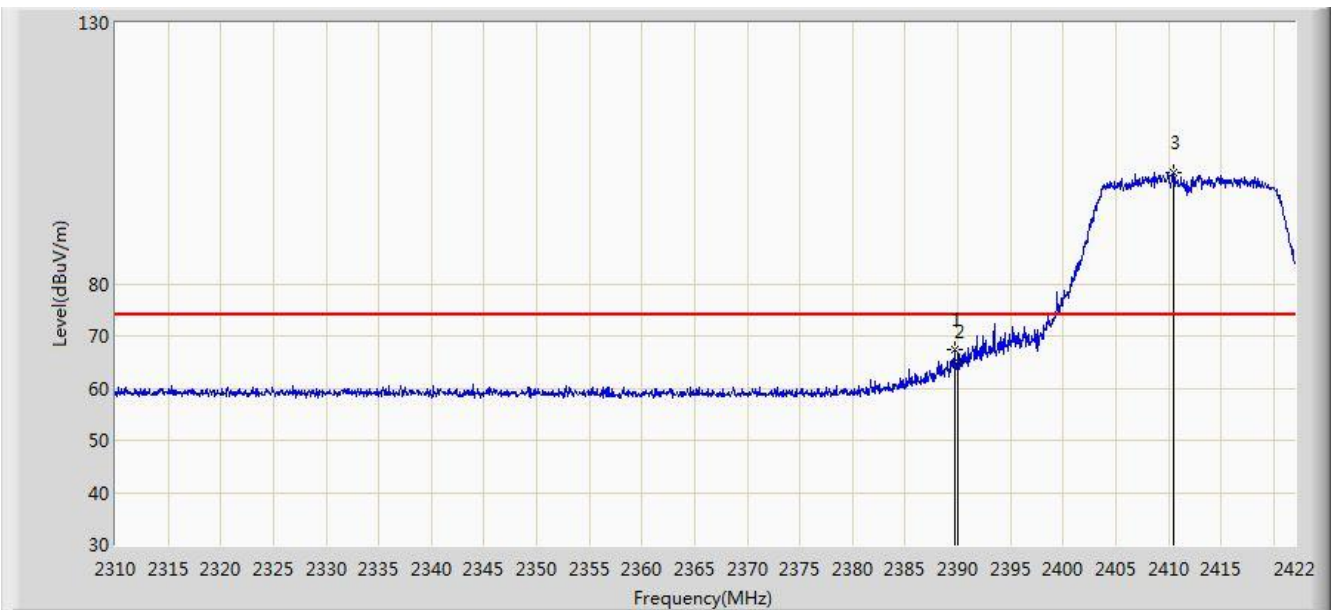


No	Flag	Mark	Frequency (MHz)	Measure Level (dBuV/m)	Reading Level (dBuV)	Margin (dB)	Limit (dBuV/m)	Factor (dB)	Type
1			2390.000	50.896	18.342	-3.104	54.000	32.554	AV
2		*	2419.312	94.309	61.792	N/A	N/A	32.517	AV

Note: Measure Level (dB $\mu$ V/m) = Reading Level (dB $\mu$ V) + Factor (dB)

Factor (dB) = Cable Loss (dB) + Antenna Factor (dB/m)

Site: AC1	Time: 2017/09/02 - 02:16
Limit: FCC_Part15.209_RE(3m)	Engineer: Kevin Ker
Probe: BBHA9120D_1GHz_18GHz	Polarity: Vertical
EUT: AC220 Wi-Fi AP OD directional antenna US	Power: DC 54V
Test Mode: Transmit by 802.11n-HT20 at Channel 2412MHz Ant 1 + 2 (Beam-Forming Mode)	

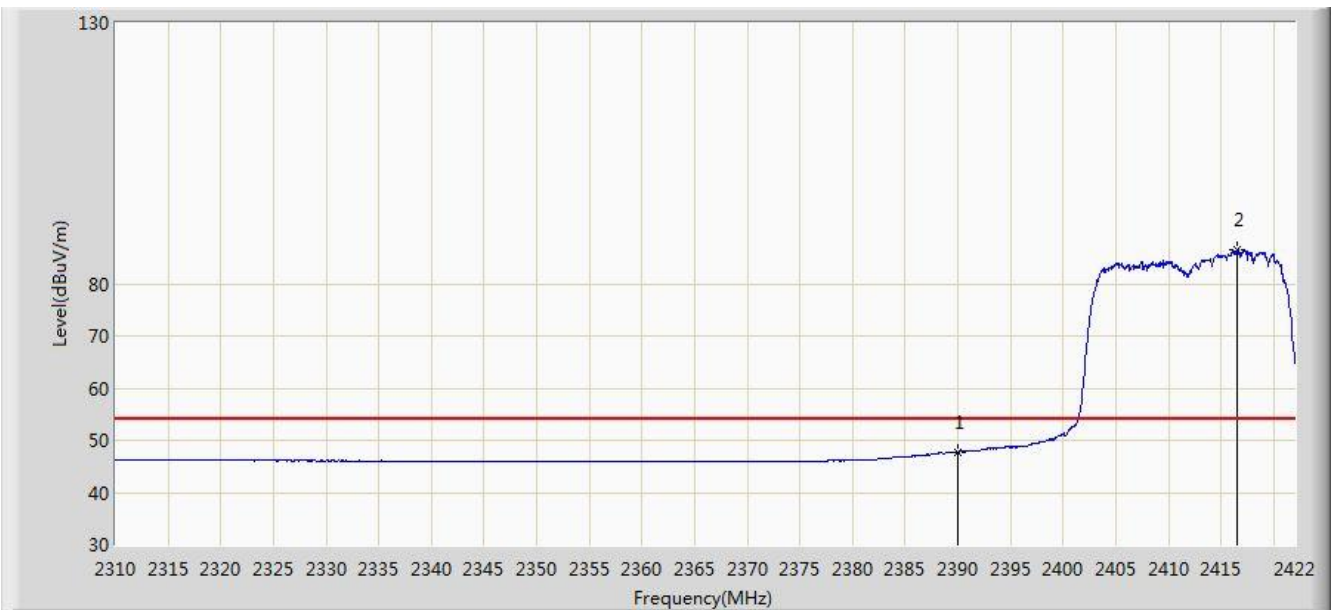


No	Flag	Mark	Frequency (MHz)	Measure Level (dBuV/m)	Reading Level (dBuV)	Margin (dB)	Limit (dBuV/m)	Factor (dB)	Type
1			2389.688	67.272	34.717	-6.728	74.000	32.555	PK
2			2390.000	64.981	32.427	-9.019	74.000	32.554	PK
3		*	2410.464	101.343	68.815	N/A	N/A	32.527	PK

Note: Measure Level (dB $\mu$ V/m) = Reading Level (dB $\mu$ V) + Factor (dB)

Factor (dB) = Cable Loss (dB) + Antenna Factor (dB/m)

Site: AC1	Time: 2017/09/02 - 02:19
Limit: FCC_Part15.209_RE(3m)	Engineer: Kevin Ker
Probe: BBHA9120D_1GHz_18GHz	Polarity: Vertical
EUT: AC220 Wi-Fi AP OD directional antenna US	Power: DC 54V
Test Mode: Transmit by 802.11n-HT20 at Channel 2412MHz Ant 1 + 2 (Beam-Forming Mode)	

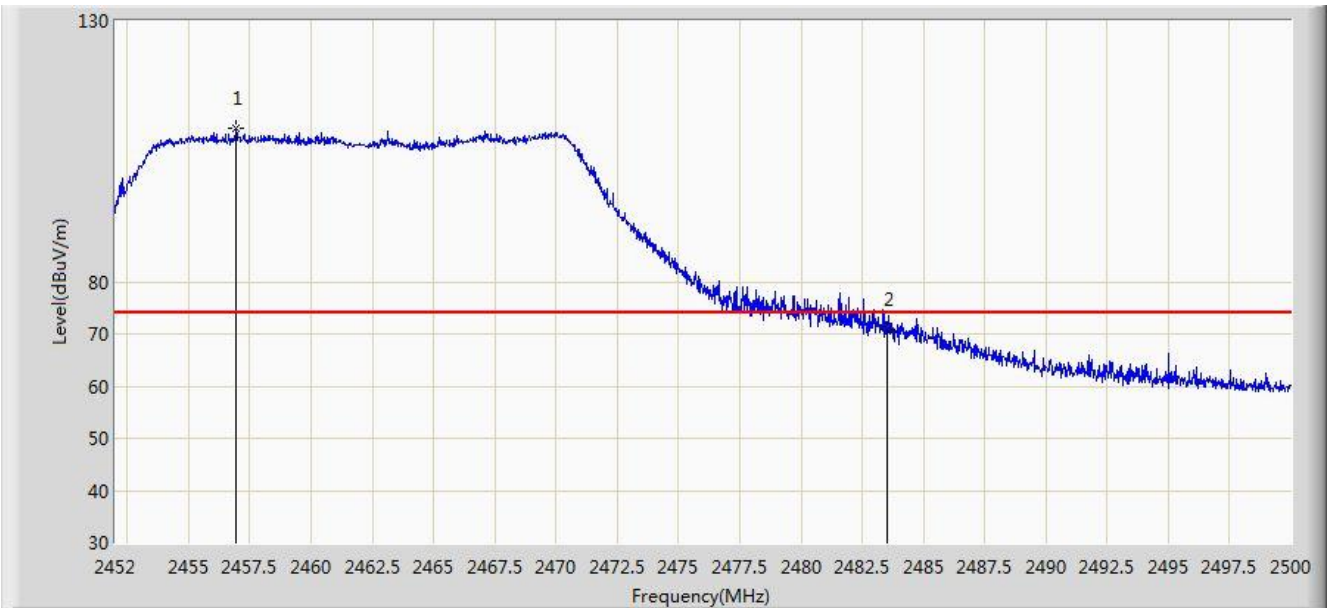


No	Flag	Mark	Frequency (MHz)	Measure Level (dBuV/m)	Reading Level (dBuV)	Margin (dB)	Limit (dBuV/m)	Factor (dB)	Type
1			2390.000	47.709	15.155	-6.291	54.000	32.554	AV
2		*	2416.568	86.437	53.917	N/A	N/A	32.521	AV

Note: Measure Level (dB $\mu$ V/m) = Reading Level (dB $\mu$ V) + Factor (dB)

Factor (dB) = Cable Loss (dB) + Antenna Factor (dB/m)

Site: AC1	Time: 2017/09/02 - 02:28
Limit: FCC_Part15.209_RE(3m)	Engineer: Kevin Ker
Probe: BBHA9120D_1GHz_18GHz	Polarity: Horizontal
EUT: AC220 Wi-Fi AP OD directional antenna US	Power: DC 54V
Test Mode: Transmit by 802.11n-HT20 at Channel 2462MHz Ant 1 + 2 (Beam-Forming Mode)	

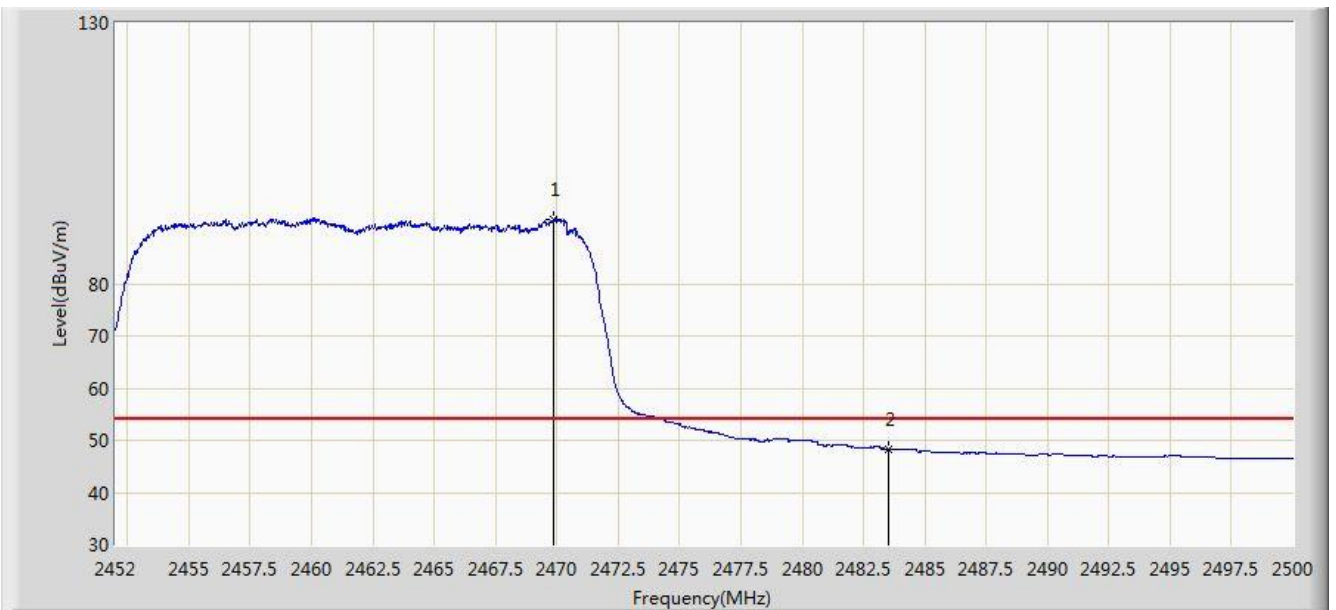


No	Flag	Mark	Frequency (MHz)	Measure Level (dBuV/m)	Reading Level (dBuV)	Margin (dB)	Limit (dBuV/m)	Factor (dB)	Type
1		*	2456.944	109.371	76.864	N/A	N/A	32.507	PK
2			2483.500	70.903	38.322	-3.097	74.000	32.580	PK

Note: Measure Level (dB $\mu$ V/m) = Reading Level (dB $\mu$ V) + Factor (dB)

Factor (dB) = Cable Loss (dB) + Antenna Factor (dB/m)

Site: AC1	Time: 2017/09/02 - 02:30
Limit: FCC_Part15.209_RE(3m)	Engineer: Kevin Ker
Probe: BBHA9120D_1GHz_18GHz	Polarity: Horizontal
EUT: AC220 Wi-Fi AP OD directional antenna US	Power: DC 54V
Test Mode: Transmit by 802.11n-HT20 at Channel 2462MHz Ant 1 + 2 (Beam-Forming Mode)	

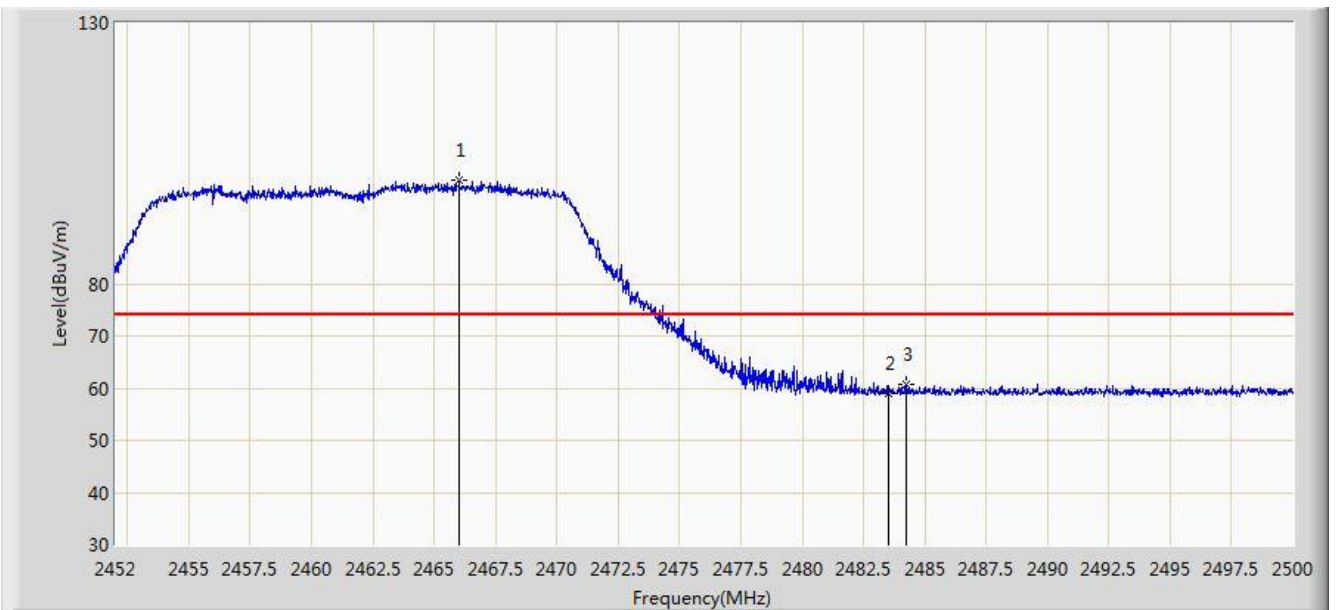


No	Flag	Mark	Frequency (MHz)	Measure Level (dBuV/m)	Reading Level (dBuV)	Margin (dB)	Limit (dBuV/m)	Factor (dB)	Type
1		*	2469.856	92.369	59.829	N/A	N/A	32.540	AV
2			2483.500	48.315	15.734	-5.685	54.000	32.580	AV

Note: Measure Level (dB $\mu$ V/m) = Reading Level (dB $\mu$ V) + Factor (dB)

Factor (dB) = Cable Loss (dB) + Antenna Factor (dB/m)

Site: AC1	Time: 2017/09/02 - 02:33
Limit: FCC_Part15.209_RE(3m)	Engineer: Kevin Ker
Probe: BBHA9120D_1GHz_18GHz	Polarity: Vertical
EUT: AC220 Wi-Fi AP OD directional antenna US	Power: DC 54V
Test Mode: Transmit by 802.11n-HT20 at Channel 2462MHz Ant 1 + 2 (Beam-Forming Mode)	



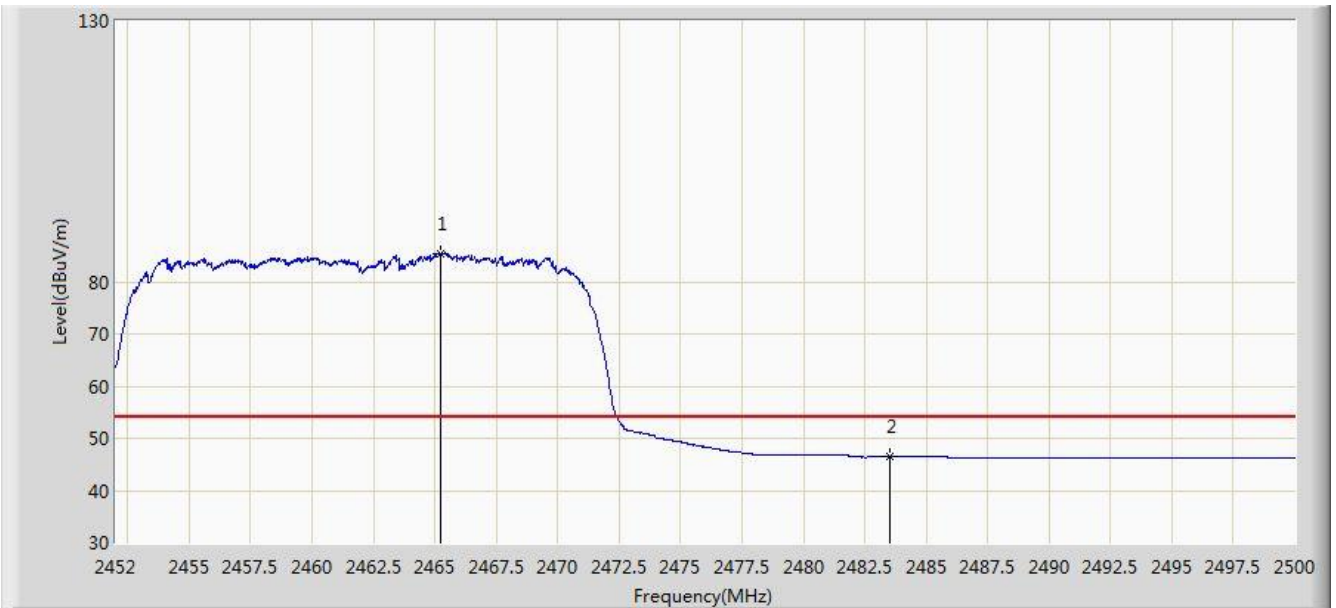
No	Flag	Mark	Frequency (MHz)	Measure Level (dBuV/m)	Reading Level (dBuV)	Margin (dB)	Limit (dBuV/m)	Factor (dB)	Type
1		*	2466.016	99.735	67.207	N/A	N/A	32.528	PK
2			2483.500	59.114	26.533	-14.886	74.000	32.580	PK
3			2484.232	60.802	28.219	-13.198	74.000	32.583	PK

Note: Measure Level (dB $\mu$ V/m) = Reading Level (dB $\mu$ V) + Factor (dB)

Factor (dB) = Cable Loss (dB) + Antenna Factor (dB/m)



Site: AC1	Time: 2017/09/02 - 02:38
Limit: FCC_Part15.209_RE(3m)	Engineer: Kevin Ker
Probe: BBHA9120D_1GHz_18GHz	Polarity: Vertical
EUT: AC220 Wi-Fi AP OD directional antenna US	Power: DC 54V
Test Mode: Transmit by 802.11n-HT20 at Channel 2462MHz Ant 1 + 2 (Beam-Forming Mode)	

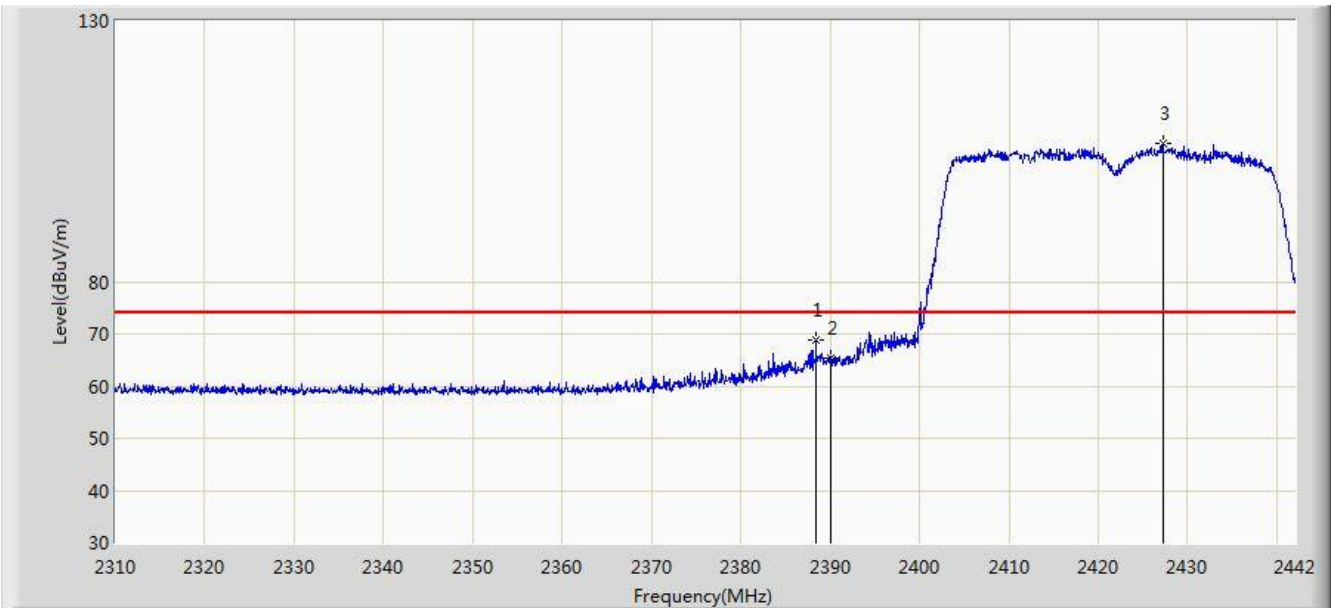


No	Flag	Mark	Frequency (MHz)	Measure Level (dBuV/m)	Reading Level (dBuV)	Margin (dB)	Limit (dBuV/m)	Factor (dB)	Type
1		*	2465.224	85.446	52.920	N/A	N/A	32.526	AV
2			2483.500	46.610	14.029	-7.390	54.000	32.580	AV

Note: Measure Level (dB $\mu$ V/m) = Reading Level (dB $\mu$ V) + Factor (dB)

Factor (dB) = Cable Loss (dB) + Antenna Factor (dB/m)

Site: AC1	Time: 2017/09/02 - 02:47
Limit: FCC_Part15.209_RE(3m)	Engineer: Kevin Ker
Probe: BBHA9120D_1GHz_18GHz	Polarity: Horizontal
EUT: AC220 Wi-Fi AP OD directional antenna US	Power: DC 54V
Test Mode: Transmit by 802.11n-HT40 at Channel 2422MHz Ant 1 + 2 (Beam-Forming Mode)	

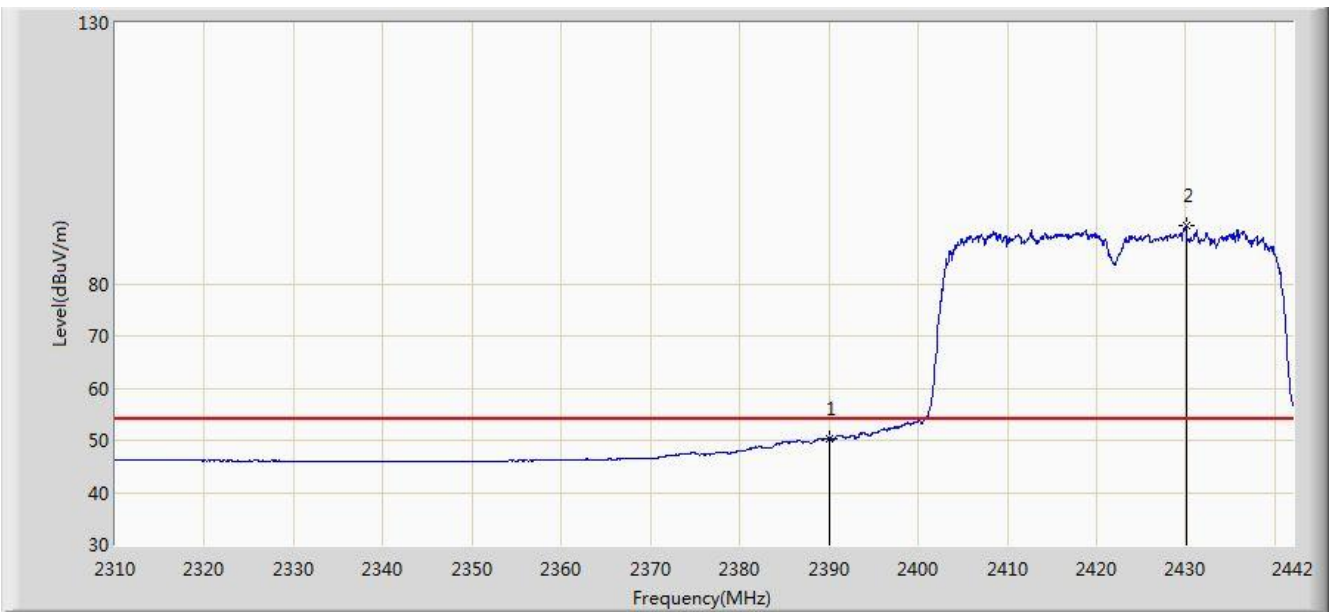


No	Flag	Mark	Frequency (MHz)	Measure Level (dBuV/m)	Reading Level (dBuV)	Margin (dB)	Limit (dBuV/m)	Factor (dB)	Type
1			2388.408	68.811	36.254	-5.189	74.000	32.556	PK
2			2390.000	65.322	32.768	-8.678	74.000	32.554	PK
3		*	2427.216	106.646	74.139	N/A	N/A	32.508	PK

Note: Measure Level (dB $\mu$ V/m) = Reading Level (dB $\mu$ V) + Factor (dB)

Factor (dB) = Cable Loss (dB) + Antenna Factor (dB/m)

Site: AC1	Time: 2017/09/02 - 02:51
Limit: FCC_Part15.209_RE(3m)	Engineer: Kevin Ker
Probe: BBHA9120D_1GHz_18GHz	Polarity: Horizontal
EUT: AC220 Wi-Fi AP OD directional antenna US	Power: DC 54V
Test Mode: Transmit by 802.11n-HT40 at Channel 2422MHz Ant 1 + 2 (Beam-Forming Mode)	

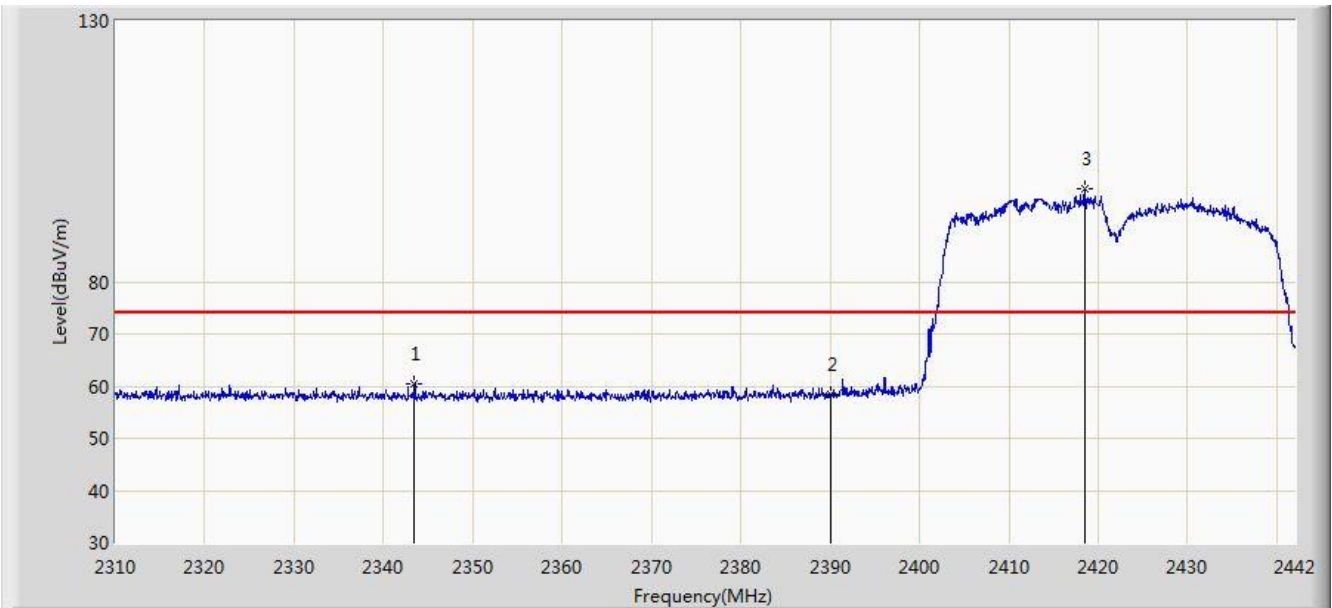


No	Flag	Mark	Frequency (MHz)	Measure Level (dBuV/m)	Reading Level (dBuV)	Margin (dB)	Limit (dBuV/m)	Factor (dB)	Type
1			2390.000	50.419	17.865	-3.581	54.000	32.554	AV
2		*	2430.054	91.233	58.729	N/A	N/A	32.504	AV

Note: Measure Level (dB $\mu$ V/m) = Reading Level (dB $\mu$ V) + Factor (dB)

Factor (dB) = Cable Loss (dB) + Antenna Factor (dB/m)

Site: AC1	Time: 2017/09/02 - 02:57
Limit: FCC_Part15.209_RE(3m)	Engineer: Kevin Ker
Probe: BBHA9120D_1GHz_18GHz	Polarity: Vertical
EUT: AC220 Wi-Fi AP OD directional antenna US	Power: DC 54V
Test Mode: Transmit by 802.11n-HT40 at Channel 2422MHz Ant 1 + 2 (Beam-Forming Mode)	

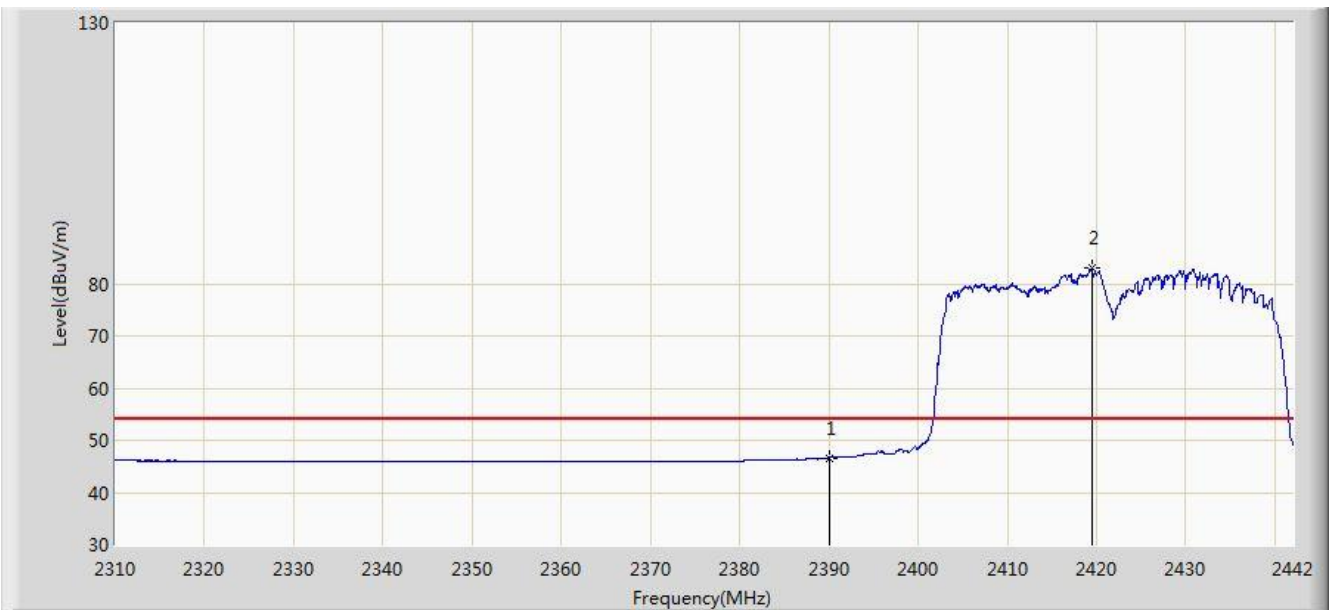


No	Flag	Mark	Frequency (MHz)	Measure Level (dBuV/m)	Reading Level (dBuV)	Margin (dB)	Limit (dBuV/m)	Factor (dB)	Type
1			2343.462	60.348	27.710	-13.652	74.000	32.638	PK
2			2390.000	58.268	25.714	-15.732	74.000	32.554	PK
3		*	2418.570	97.971	65.453	N/A	N/A	32.518	PK

Note: Measure Level (dB $\mu$ V/m) = Reading Level (dB $\mu$ V) + Factor (dB)

Factor (dB) = Cable Loss (dB) + Antenna Factor (dB/m)

Site: AC1	Time: 2017/09/02 - 03:02
Limit: FCC_Part15.209_RE(3m)	Engineer: Kevin Ker
Probe: BBHA9120D_1GHz_18GHz	Polarity: Vertical
EUT: AC220 Wi-Fi AP OD directional antenna US	Power: DC 54V
Test Mode: Transmit by 802.11n-HT40 at Channel 2422MHz Ant 1 + 2 (Beam-Forming Mode)	

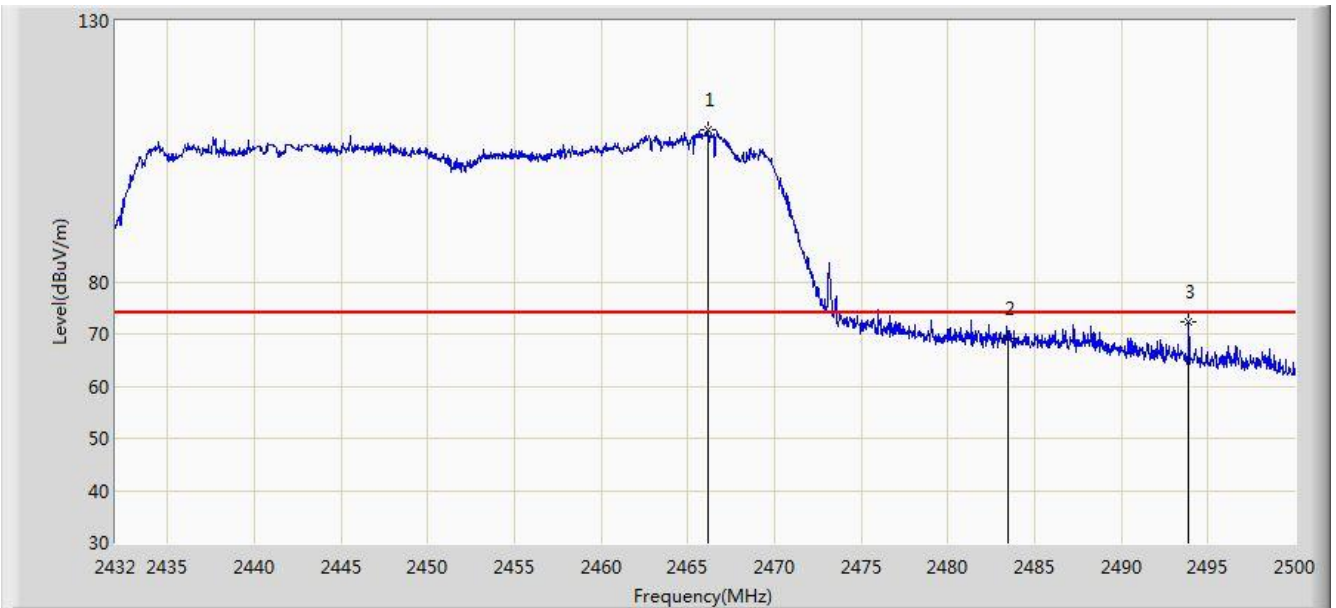


No	Flag	Mark	Frequency (MHz)	Measure Level (dBuV/m)	Reading Level (dBuV)	Margin (dB)	Limit (dBuV/m)	Factor (dB)	Type
1			2390.000	46.609	14.055	-7.391	54.000	32.554	AV
2		*	2419.560	83.107	50.590	N/A	N/A	32.516	AV

Note: Measure Level (dB $\mu$ V/m) = Reading Level (dB $\mu$ V) + Factor (dB)

Factor (dB) = Cable Loss (dB) + Antenna Factor (dB/m)

Site: AC1	Time: 2017/09/02 - 03:08
Limit: FCC_Part15.209_RE(3m)	Engineer: Kevin Ker
Probe: BBHA9120D_1GHz_18GHz	Polarity: Horizontal
EUT: AC220 Wi-Fi AP OD directional antenna US	Power: DC 54V
Test Mode: Transmit by 802.11n-HT40 at Channel 2452MHz Ant 1 + 2 (Beam-Forming Mode)	

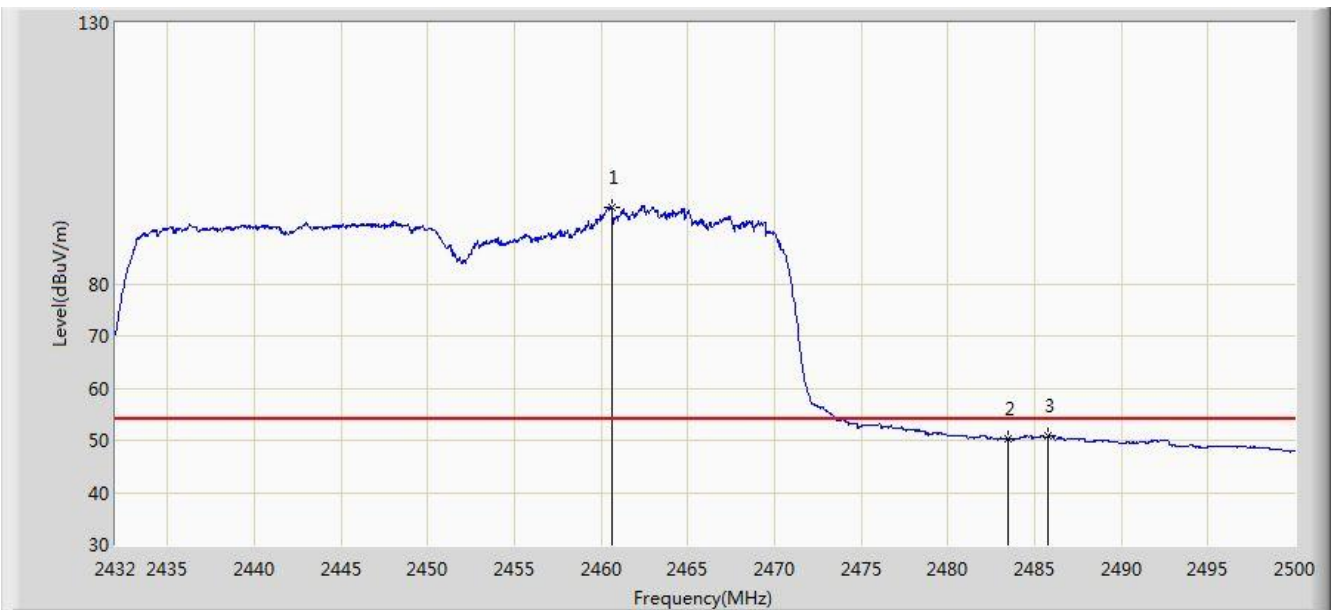


No	Flag	Mark	Frequency (MHz)	Measure Level (dBuV/m)	Reading Level (dBuV)	Margin (dB)	Limit (dBuV/m)	Factor (dB)	Type
1		*	2466.136	109.093	76.565	N/A	N/A	32.528	PK
2			2483.500	69.227	36.646	-4.773	74.000	32.580	PK
3			2493.880	72.428	39.816	-1.572	74.000	32.612	PK

Note: Measure Level (dB $\mu$ V/m) = Reading Level (dB $\mu$ V) + Factor (dB)

Factor (dB) = Cable Loss (dB) + Antenna Factor (dB/m)

Site: AC1	Time: 2017/09/02 - 03:12
Limit: FCC_Part15.209_RE(3m)	Engineer: Kevin Ker
Probe: BBHA9120D_1GHz_18GHz	Polarity: Horizontal
EUT: AC220 Wi-Fi AP OD directional antenna US	Power: DC 54V
Test Mode: Transmit by 802.11n-HT40 at Channel 2452MHz Ant 1 + 2 (Beam-Forming Mode)	

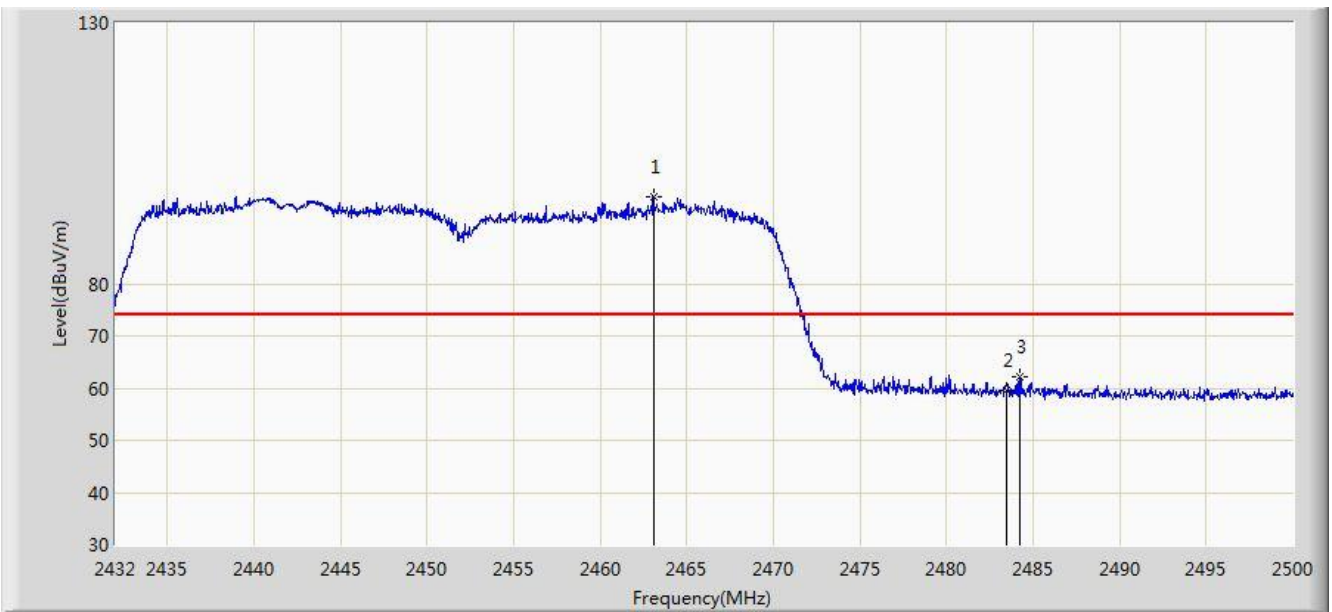


No	Flag	Mark	Frequency (MHz)	Measure Level (dBuV/m)	Reading Level (dBuV)	Margin (dB)	Limit (dBuV/m)	Factor (dB)	Type
1		*	2460.628	94.649	62.135	N/A	N/A	32.514	AV
2			2483.500	50.245	17.664	-3.755	54.000	32.580	AV
3			2485.788	50.963	18.376	-3.037	54.000	32.587	AV

Note: Measure Level (dBμV/m) = Reading Level (dBμV) + Factor (dB)

Factor (dB) = Cable Loss (dB) + Antenna Factor (dB/m)

Site: AC1	Time: 2017/09/02 - 03:20
Limit: FCC_Part15.209_RE(3m)	Engineer: Kevin Ker
Probe: BBHA9120D_1GHz_18GHz	Polarity: Vertical
EUT: AC220 Wi-Fi AP OD directional antenna US	Power: DC 54V
Test Mode: Transmit by 802.11n-HT40 at Channel 2452MHz Ant 1 + 2 (Beam-Forming Mode)	



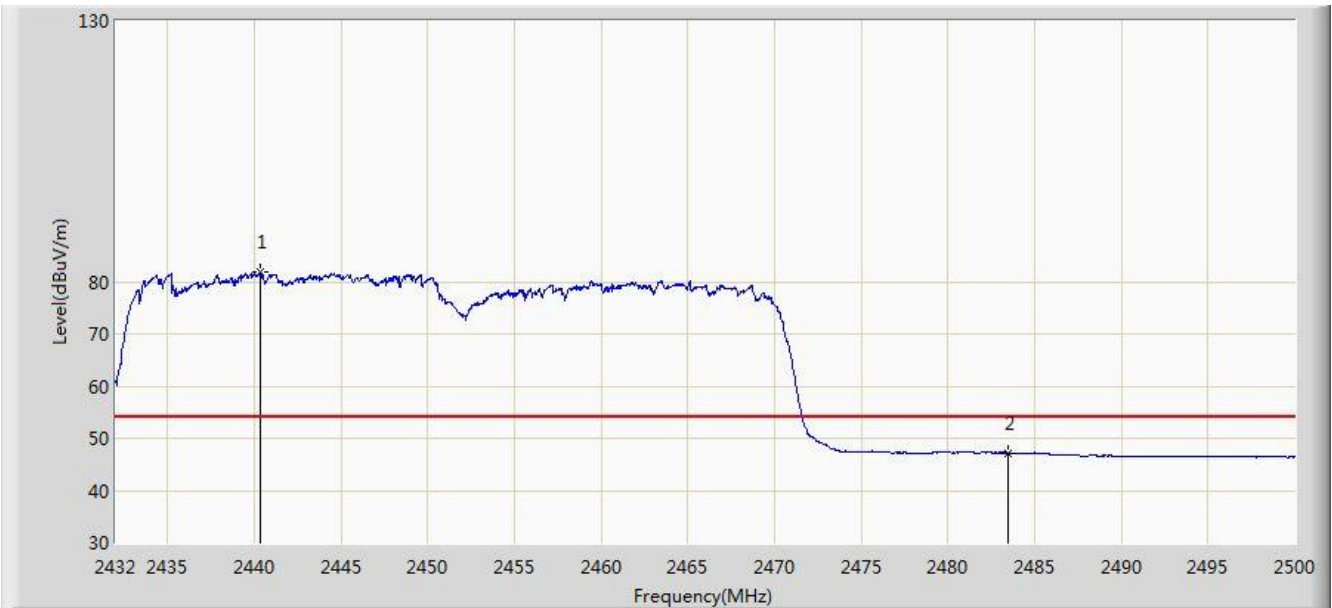
No	Flag	Mark	Frequency (MHz)	Measure Level (dBuV/m)	Reading Level (dBuV)	Margin (dB)	Limit (dBuV/m)	Factor (dB)	Type
1		*	2463.076	96.773	64.254	N/A	N/A	32.520	PK
2			2483.500	59.486	26.905	-14.514	74.000	32.580	PK
3			2484.258	62.187	29.604	-11.813	74.000	32.583	PK

Note: Measure Level (dB $\mu$ V/m) = Reading Level (dB $\mu$ V) + Factor (dB)

Factor (dB) = Cable Loss (dB) + Antenna Factor (dB/m)



Site: AC1	Time: 2017/09/02 - 03:22
Limit: FCC_Part15.209_RE(3m)	Engineer: Kevin Ker
Probe: BBHA9120D_1GHz_18GHz	Polarity: Vertical
EUT: AC220 Wi-Fi AP OD directional antenna US	Power: DC 54V
Test Mode: Transmit by 802.11n-HT40 at Channel 2452MHz Ant 1 + 2 (Beam-Forming Mode)	

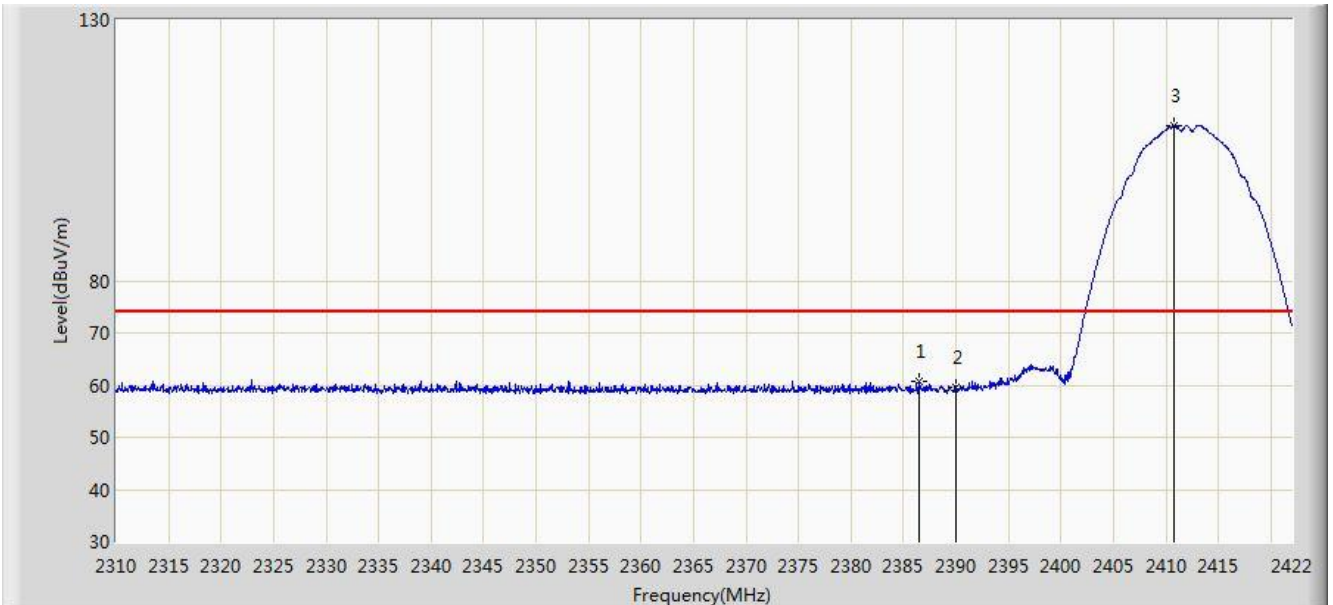


No	Flag	Mark	Frequency (MHz)	Measure Level (dBuV/m)	Reading Level (dBuV)	Margin (dB)	Limit (dBuV/m)	Factor (dB)	Type
1		*	2440.330	81.743	49.251	N/A	N/A	32.492	AV
2			2483.500	47.154	14.573	-6.846	54.000	32.580	AV

Note: Measure Level (dB $\mu$ V/m) = Reading Level (dB $\mu$ V) + Factor (dB)

Factor (dB) = Cable Loss (dB) + Antenna Factor (dB/m)

Site: AC1	Time: 2017/07/29 - 00:06
Limit: FCC_Part15.209_RE(3m)	Engineer: Kevin Ker
Probe: BBHA9120D_1GHz_18GHz	Polarity: Horizontal
EUT: AC220 Wi-Fi AP OD external antenna US	Power: DC 54V
Test Mode: Transmit by 802.11b at Channel 2412MHz Ant 1	

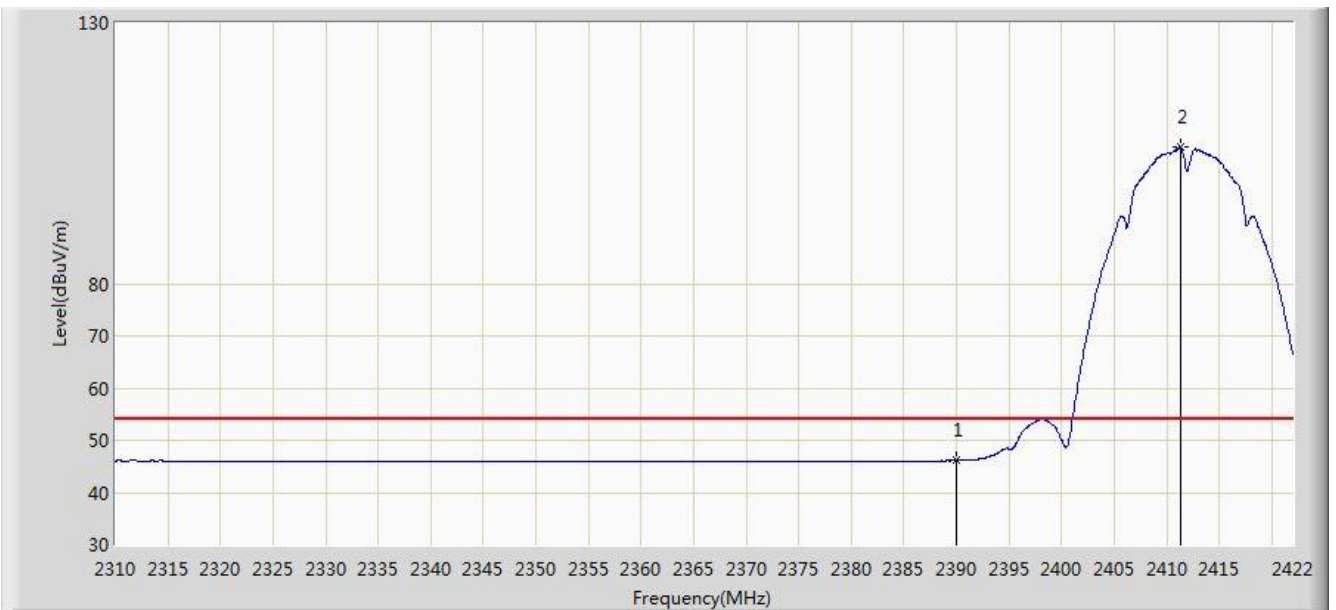


No	Flag	Mark	Frequency (MHz)	Measure Level (dBuV/m)	Reading Level (dBuV)	Margin (dB)	Limit (dBuV/m)	Factor (dB)	Type
1			2386.552	60.676	28.117	-13.324	74.000	32.559	PK
2			2390.000	59.539	26.985	-14.461	74.000	32.554	PK
3		*	2410.800	109.682	77.155	N/A	N/A	32.527	PK

Note: Measure Level (dB $\mu$ V/m) = Reading Level (dB $\mu$ V) + Factor (dB)

Factor (dB) = Cable Loss (dB) + Antenna Factor (dB/m)

Site: AC1	Time: 2017/07/29 - 00:49
Limit: FCC_Part15.209_RE(3m)	Engineer: Kevin Ker
Probe: BBHA9120D_1GHz_18GHz	Polarity: Horizontal
EUT: AC220 Wi-Fi AP OD external antenna US	Power: DC 54V
Test Mode: Transmit by 802.11b at Channel 2412MHz Ant 1	

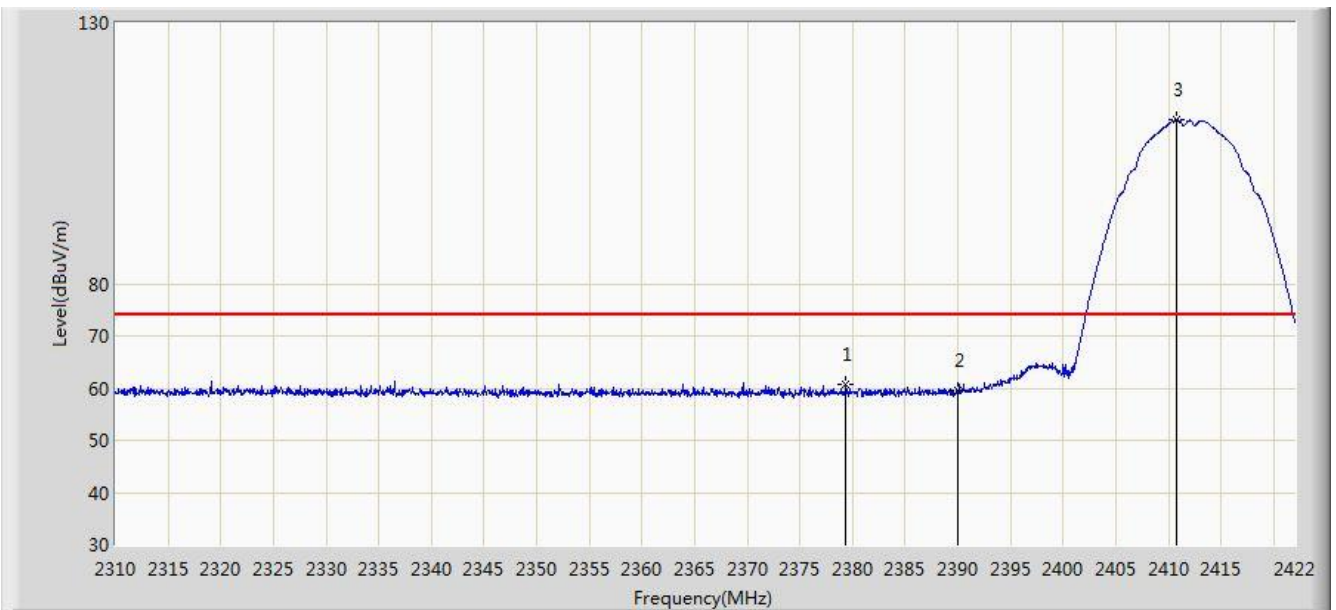


No	Flag	Mark	Frequency (MHz)	Measure Level (dBuV/m)	Reading Level (dBuV)	Margin (dB)	Limit (dBuV/m)	Factor (dB)	Type
1			2390.000	46.136	13.582	-7.864	54.000	32.554	AV
2		*	2411.304	106.123	73.597	N/A	N/A	32.526	AV

Note: Measure Level (dB $\mu$ V/m) = Reading Level (dB $\mu$ V) + Factor (dB)

Factor (dB) = Cable Loss (dB) + Antenna Factor (dB/m)

Site: AC1	Time: 2017/07/29 - 00:50
Limit: FCC_Part15.209_RE(3m)	Engineer: Kevin Ker
Probe: BBHA9120D_1GHz_18GHz	Polarity: Vertical
EUT: AC220 Wi-Fi AP OD external antenna US	Power: DC 54V
Test Mode: Transmit by 802.11b at Channel 2412MHz Ant 1	

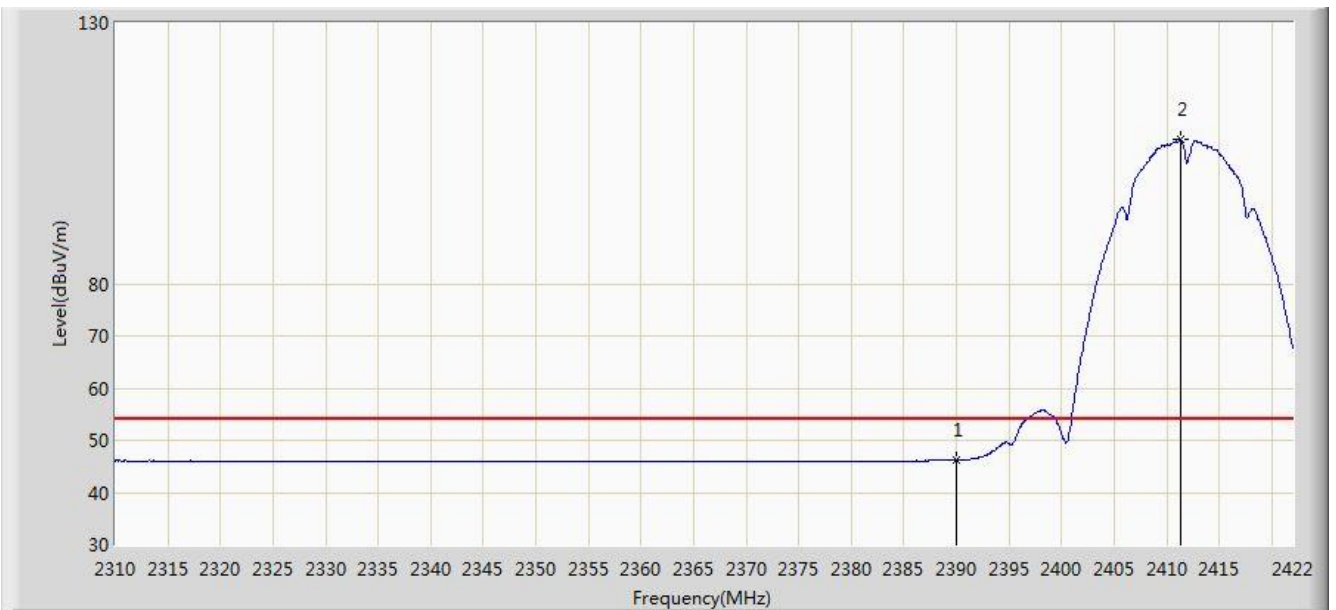


No	Flag	Mark	Frequency (MHz)	Measure Level (dBuV/m)	Reading Level (dBuV)	Margin (dB)	Limit (dBuV/m)	Factor (dB)	Type
1			2379.384	60.610	28.041	-13.390	74.000	32.569	PK
2			2390.000	59.425	26.871	-14.575	74.000	32.554	PK
3		*	2410.800	111.381	78.854	N/A	N/A	32.527	PK

Note: Measure Level (dB $\mu$ V/m) = Reading Level (dB $\mu$ V) + Factor (dB)

Factor (dB) = Cable Loss (dB) + Antenna Factor (dB/m)

Site: AC1	Time: 2017/07/29 - 00:54
Limit: FCC_Part15.209_RE(3m)	Engineer: Kevin Ker
Probe: BBHA9120D_1GHz_18GHz	Polarity: Vertical
EUT: AC220 Wi-Fi AP OD external antenna US	Power: DC 54V
Test Mode: Transmit by 802.11b at Channel 2412MHz Ant 1	

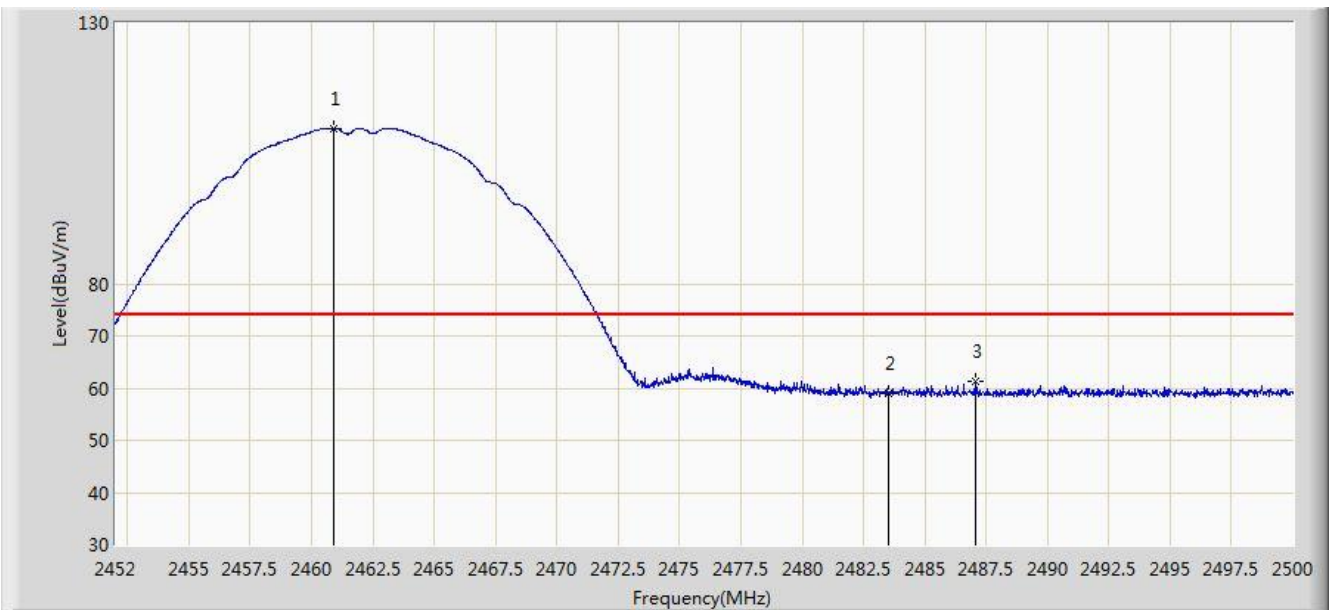


No	Flag	Mark	Frequency (MHz)	Measure Level (dBuV/m)	Reading Level (dBuV)	Margin (dB)	Limit (dBuV/m)	Factor (dB)	Type
1			2390.000	46.234	13.680	-7.766	54.000	32.554	AV
2		*	2411.304	107.540	75.014	N/A	N/A	32.526	AV

Note: Measure Level (dB $\mu$ V/m) = Reading Level (dB $\mu$ V) + Factor (dB)

Factor (dB) = Cable Loss (dB) + Antenna Factor (dB/m)

Site: AC1	Time: 2017/07/29 - 00:55
Limit: FCC_Part15.209_RE(3m)	Engineer: Kevin Ker
Probe: BBHA9120D_1GHz_18GHz	Polarity: Horizontal
EUT: AC220 Wi-Fi AP OD external antenna US	Power: DC 54V
Test Mode: Transmit by 802.11b at Channel 2462MHz Ant 1	



No	Flag	Mark	Frequency (MHz)	Measure Level (dBuV/m)	Reading Level (dBuV)	Margin (dB)	Limit (dBuV/m)	Factor (dB)	Type
1		*	2460.928	109.850	77.336	N/A	N/A	32.514	PK
2			2483.500	59.095	26.514	-14.905	74.000	32.580	PK
3			2487.040	61.202	28.611	-12.798	74.000	32.592	PK

Note: Measure Level (dB $\mu$ V/m) = Reading Level (dB $\mu$ V) + Factor (dB)

Factor (dB) = Cable Loss (dB) + Antenna Factor (dB/m)

Site: AC1	Time: 2017/07/29 - 00:58
Limit: FCC_Part15.209_RE(3m)	Engineer: Kevin Ker
Probe: BBHA9120D_1GHz_18GHz	Polarity: Horizontal
EUT: AC220 Wi-Fi AP OD external antenna US	Power: DC 54V
Test Mode: Transmit by 802.11b at Channel 2462MHz Ant 1	

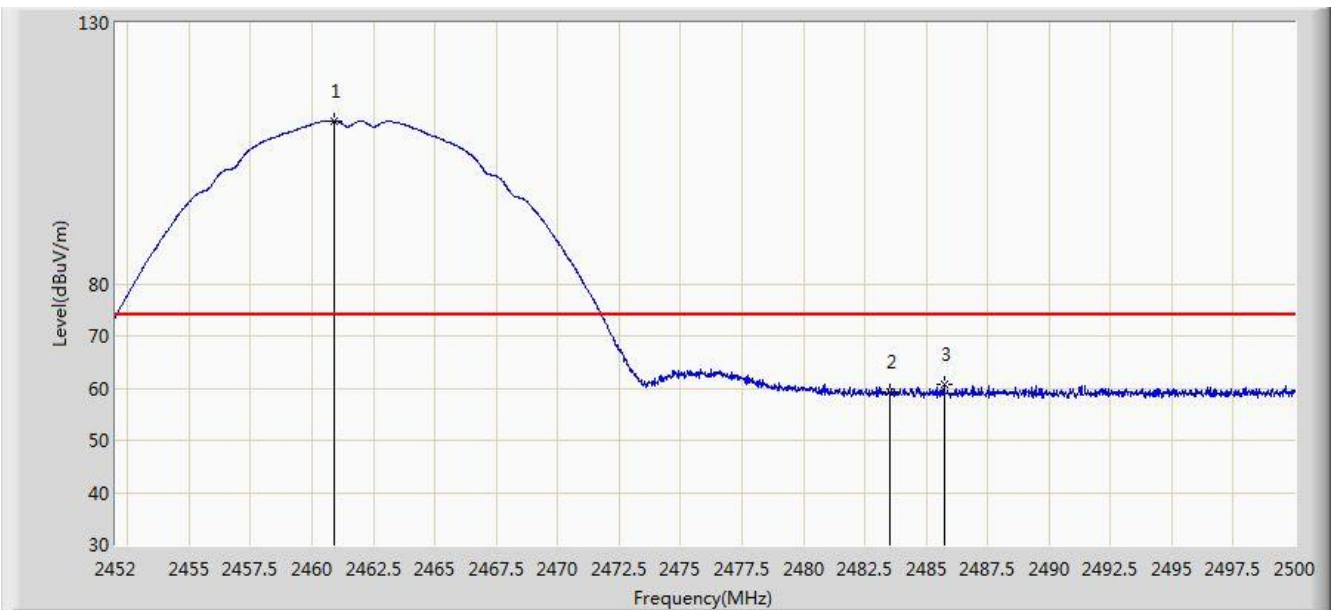


No	Flag	Mark	Frequency (MHz)	Measure Level (dBuV/m)	Reading Level (dBuV)	Margin (dB)	Limit (dBuV/m)	Factor (dB)	Type
1		*	2461.312	106.314	73.799	N/A	N/A	32.516	AV
2			2483.500	46.283	13.702	-7.717	54.000	32.580	AV

Note: Measure Level (dB $\mu$ V/m) = Reading Level (dB $\mu$ V) + Factor (dB)

Factor (dB) = Cable Loss (dB) + Antenna Factor (dB/m)

Site: AC1	Time: 2017/07/29 - 00:59
Limit: FCC_Part15.209_RE(3m)	Engineer: Kevin Ker
Probe: BBHA9120D_1GHz_18GHz	Polarity: Vertical
EUT: AC220 Wi-Fi AP OD external antenna US	Power: DC 54V
Test Mode: Transmit by 802.11b at Channel 2462MHz Ant 1	



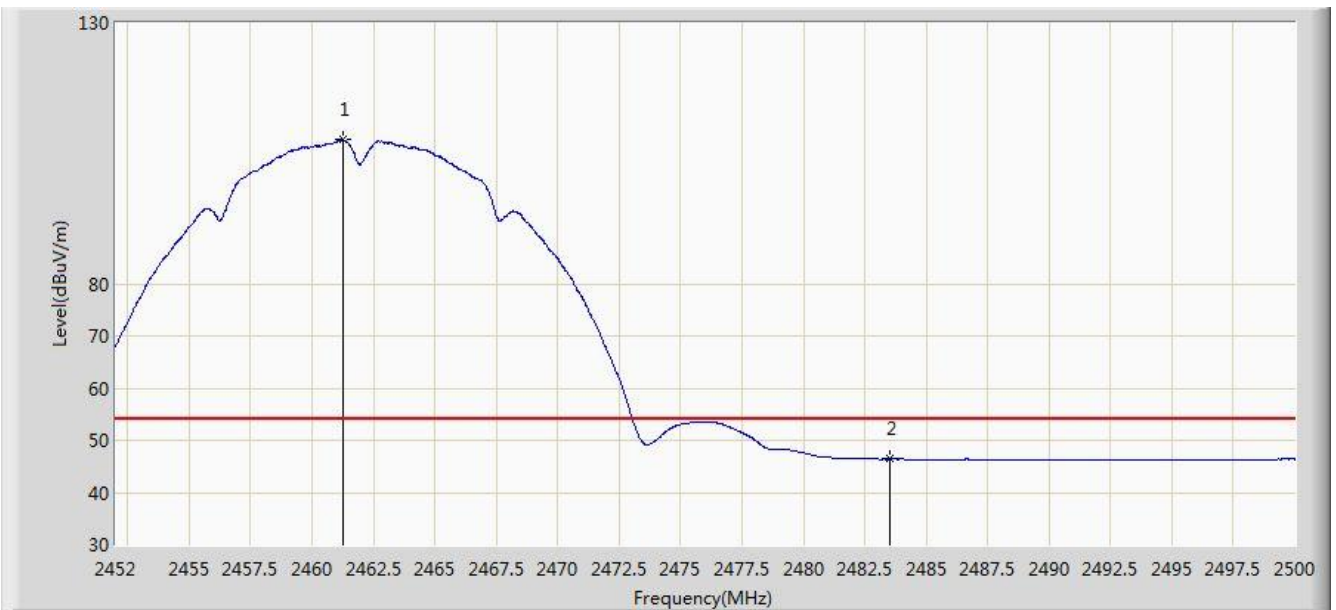
No	Flag	Mark	Frequency (MHz)	Measure Level (dBuV/m)	Reading Level (dBuV)	Margin (dB)	Limit (dBuV/m)	Factor (dB)	Type
1		*	2460.928	111.269	78.755	N/A	N/A	32.514	PK
2			2483.500	59.352	26.771	-14.648	74.000	32.580	PK
3			2485.720	60.638	28.051	-13.362	74.000	32.587	PK

Note: Measure Level (dB $\mu$ V/m) = Reading Level (dB $\mu$ V) + Factor (dB)

Factor (dB) = Cable Loss (dB) + Antenna Factor (dB/m)



Site: AC1	Time: 2017/07/29 - 01:01
Limit: FCC_Part15.209_RE(3m)	Engineer: Kevin Ker
Probe: BBHA9120D_1GHz_18GHz	Polarity: Vertical
EUT: AC220 Wi-Fi AP OD external antenna US	Power: DC 54V
Test Mode: Transmit by 802.11b at Channel 2462MHz Ant 1	

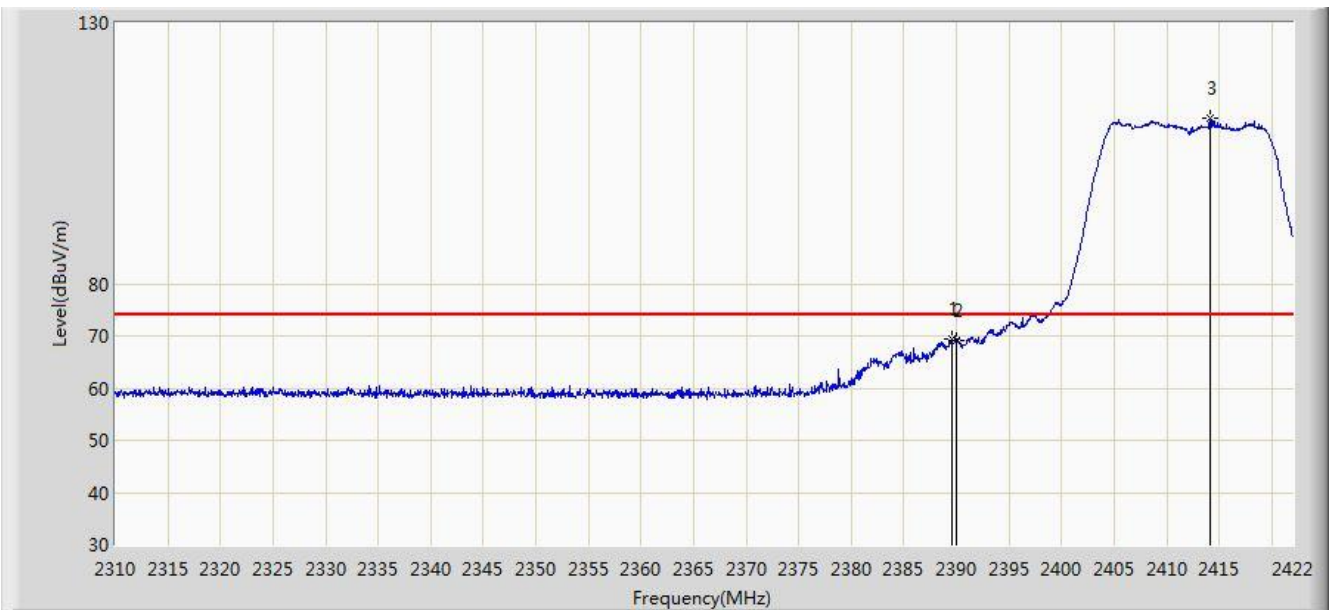


No	Flag	Mark	Frequency (MHz)	Measure Level (dBuV/m)	Reading Level (dBuV)	Margin (dB)	Limit (dBuV/m)	Factor (dB)	Type
1		*	2461.240	107.589	75.074	N/A	N/A	32.515	AV
2			2483.500	46.384	13.803	-7.616	54.000	32.580	AV

Note: Measure Level (dB $\mu$ V/m) = Reading Level (dB $\mu$ V) + Factor (dB)

Factor (dB) = Cable Loss (dB) + Antenna Factor (dB/m)

Site: AC1	Time: 2017/07/29 - 01:13
Limit: FCC_Part15.209_RE(3m)	Engineer: Kevin Ker
Probe: BBHA9120D_1GHz_18GHz	Polarity: Horizontal
EUT: AC220 Wi-Fi AP OD external antenna US	Power: DC 54V
Test Mode: Transmit by 802.11g at Channel 2412MHz Ant 1	

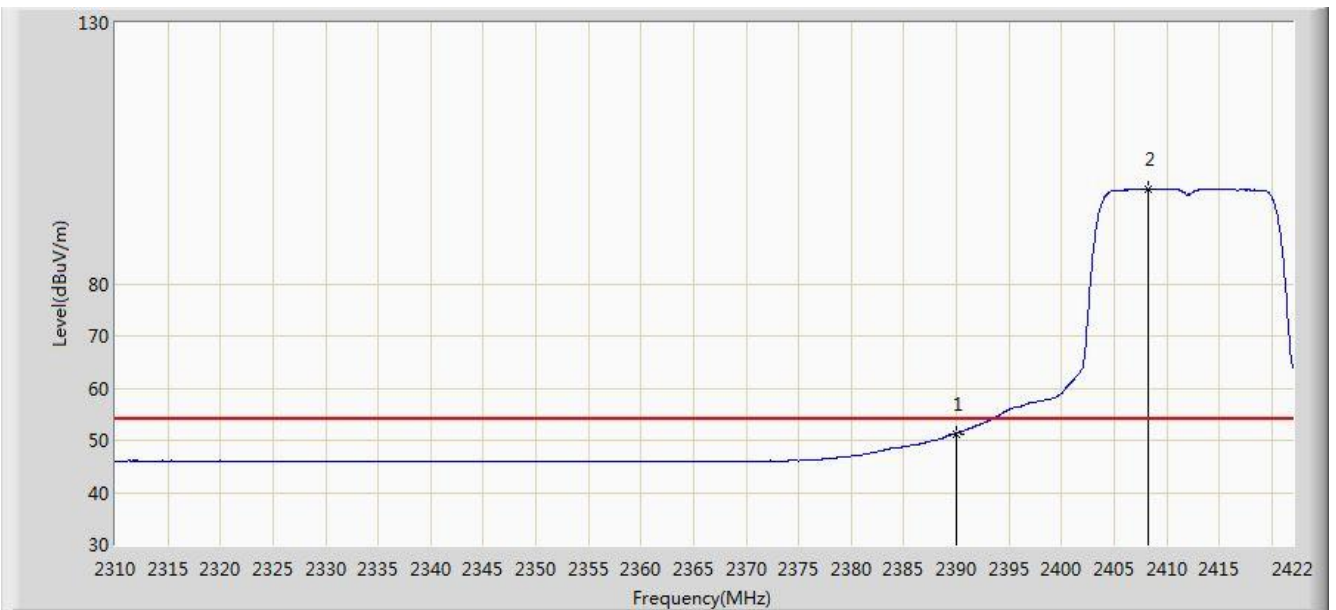


No	Flag	Mark	Frequency (MHz)	Measure Level (dBuV/m)	Reading Level (dBuV)	Margin (dB)	Limit (dBuV/m)	Factor (dB)	Type
1			2389.576	69.429	36.874	-4.571	74.000	32.555	PK
2			2390.000	69.120	36.566	-4.880	74.000	32.554	PK
3		*	2414.104	111.858	79.335	N/A	N/A	32.524	PK

Note: Measure Level (dB $\mu$ V/m) = Reading Level (dB $\mu$ V) + Factor (dB)

Factor (dB) = Cable Loss (dB) + Antenna Factor (dB/m)

Site: AC1	Time: 2017/07/29 - 01:16
Limit: FCC_Part15.209_RE(3m)	Engineer: Kevin Ker
Probe: BBHA9120D_1GHz_18GHz	Polarity: Horizontal
EUT: AC220 Wi-Fi AP OD external antenna US	Power: DC 54V
Test Mode: Transmit by 802.11g at Channel 2412MHz Ant 1	

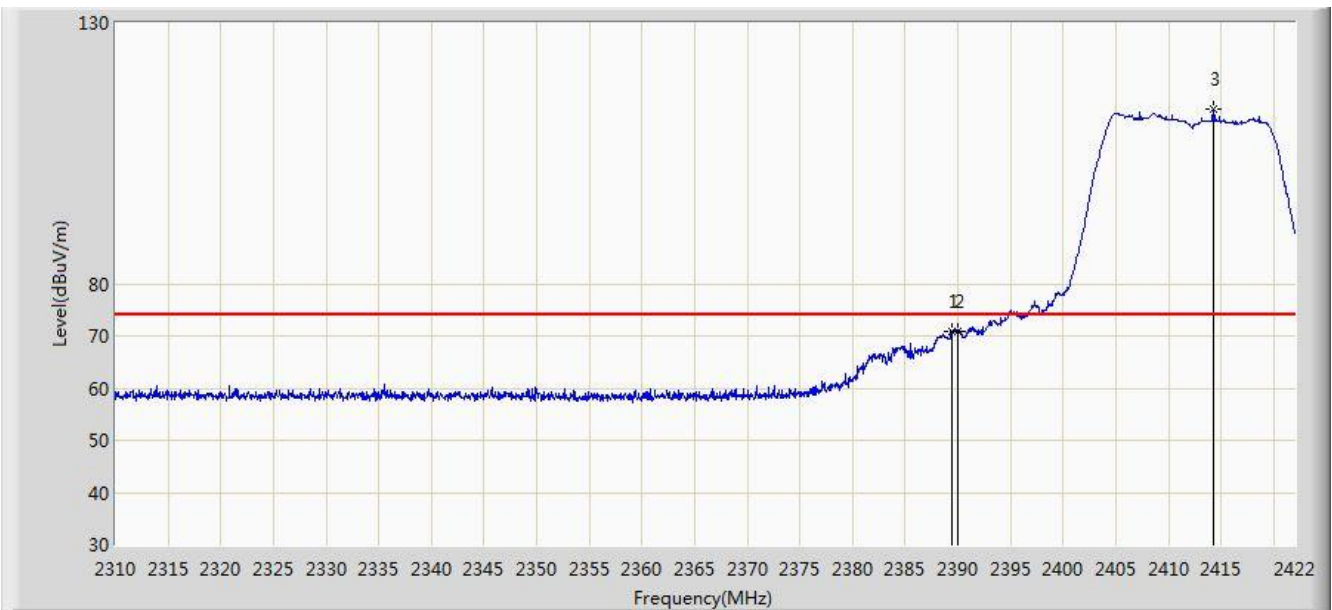


No	Flag	Mark	Frequency (MHz)	Measure Level (dBuV/m)	Reading Level (dBuV)	Margin (dB)	Limit (dBuV/m)	Factor (dB)	Type
1			2390.000	51.304	18.750	-2.696	54.000	32.554	AV
2		*	2408.280	98.184	65.654	N/A	N/A	32.531	AV

Note: Measure Level (dB $\mu$ V/m) = Reading Level (dB $\mu$ V) + Factor (dB)

Factor (dB) = Cable Loss (dB) + Antenna Factor (dB/m)

Site: AC1	Time: 2017/07/29 - 01:12
Limit: FCC_Part15.209_RE(3m)	Engineer: Kevin Ker
Probe: BBHA9120D_1GHz_18GHz	Polarity: Vertical
EUT: AC220 Wi-Fi AP OD external antenna US	Power: DC 54V
Test Mode: Transmit by 802.11g at Channel 2412MHz Ant 1	

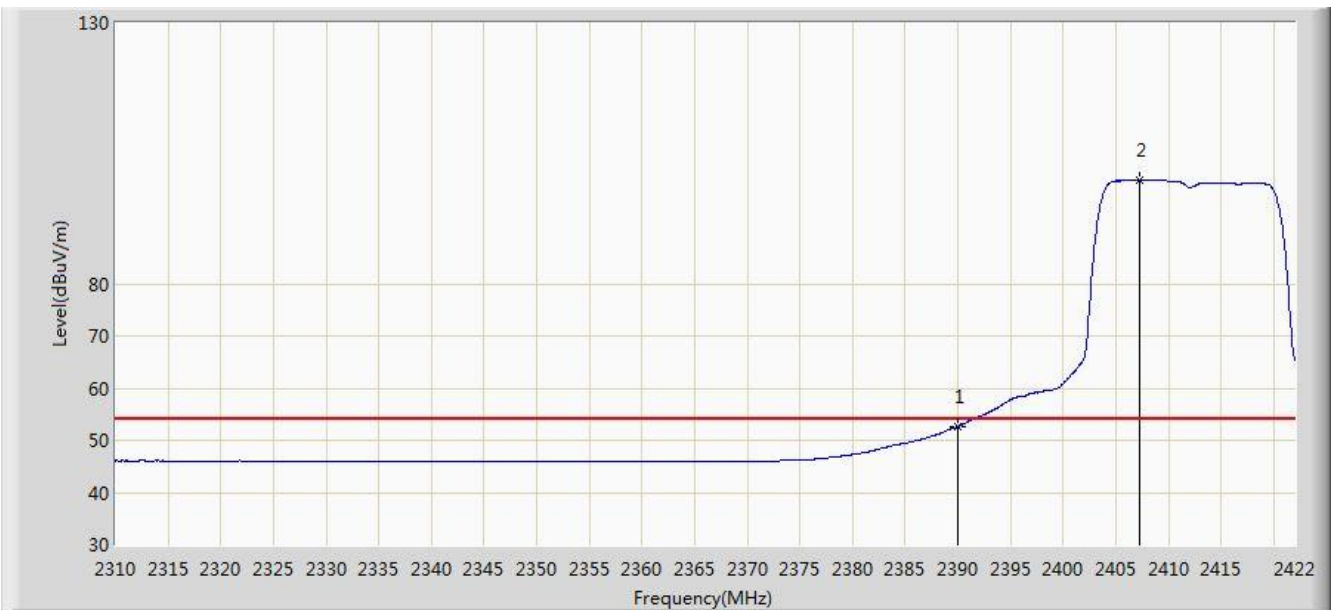


No	Flag	Mark	Frequency (MHz)	Measure Level (dBuV/m)	Reading Level (dBuV)	Margin (dB)	Limit (dBuV/m)	Factor (dB)	Type
1			2389.464	70.981	38.426	-3.019	74.000	32.555	PK
2			2390.000	70.958	38.404	-3.042	74.000	32.554	PK
3		*	2414.216	113.400	80.877	N/A	N/A	32.523	PK

Note: Measure Level (dB $\mu$ V/m) = Reading Level (dB $\mu$ V) + Factor (dB)

Factor (dB) = Cable Loss (dB) + Antenna Factor (dB/m)

Site: AC1	Time: 2017/07/29 - 01:11
Limit: FCC_Part15.209_RE(3m)	Engineer: Kevin Ker
Probe: BBHA9120D_1GHz_18GHz	Polarity: Vertical
EUT: AC220 Wi-Fi AP OD external antenna US	Power: DC 54V
Test Mode: Transmit by 802.11g at Channel 2412MHz Ant 1	

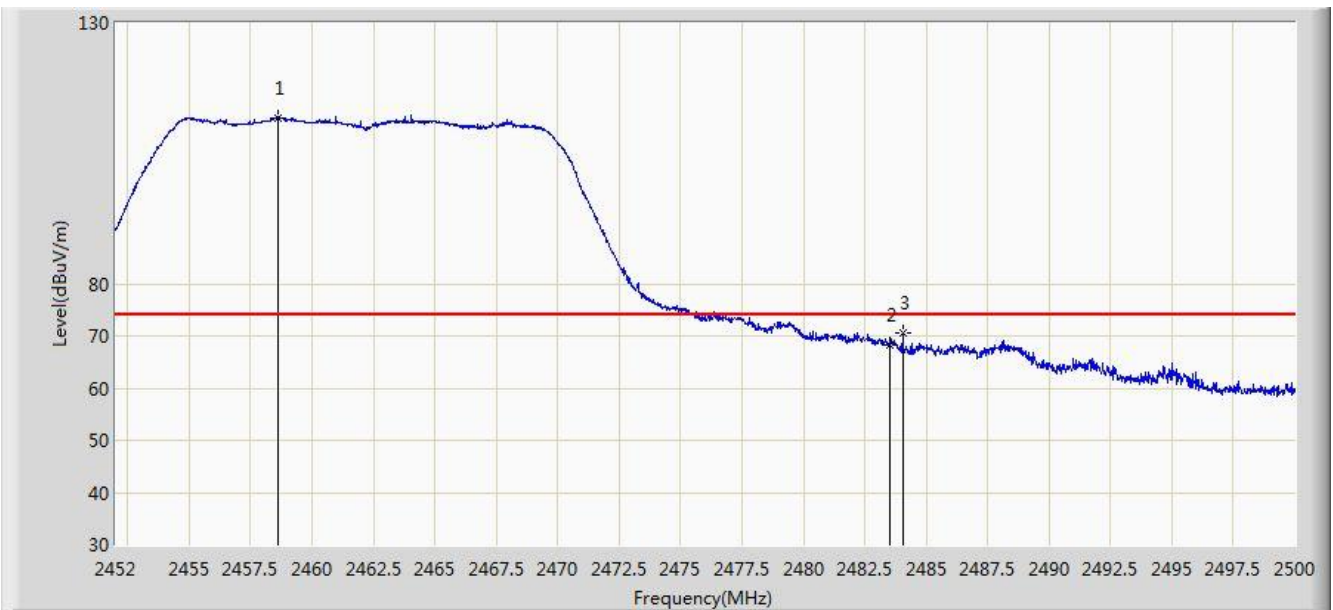


No	Flag	Mark	Frequency (MHz)	Measure Level (dBuV/m)	Reading Level (dBuV)	Margin (dB)	Limit (dBuV/m)	Factor (dB)	Type
1			2390.000	52.671	20.117	-1.329	54.000	32.554	AV
2		*	2407.328	99.911	67.379	N/A	N/A	32.532	AV

Note: Measure Level (dB $\mu$ V/m) = Reading Level (dB $\mu$ V) + Factor (dB)

Factor (dB) = Cable Loss (dB) + Antenna Factor (dB/m)

Site: AC1	Time: 2017/07/29 - 01:17
Limit: FCC_Part15.209_RE(3m)	Engineer: Kevin Ker
Probe: BBHA9120D_1GHz_18GHz	Polarity: Horizontal
EUT: AC220 Wi-Fi AP OD external antenna US	Power: DC 54V
Test Mode: Transmit by 802.11g at Channel 2462MHz Ant 1	

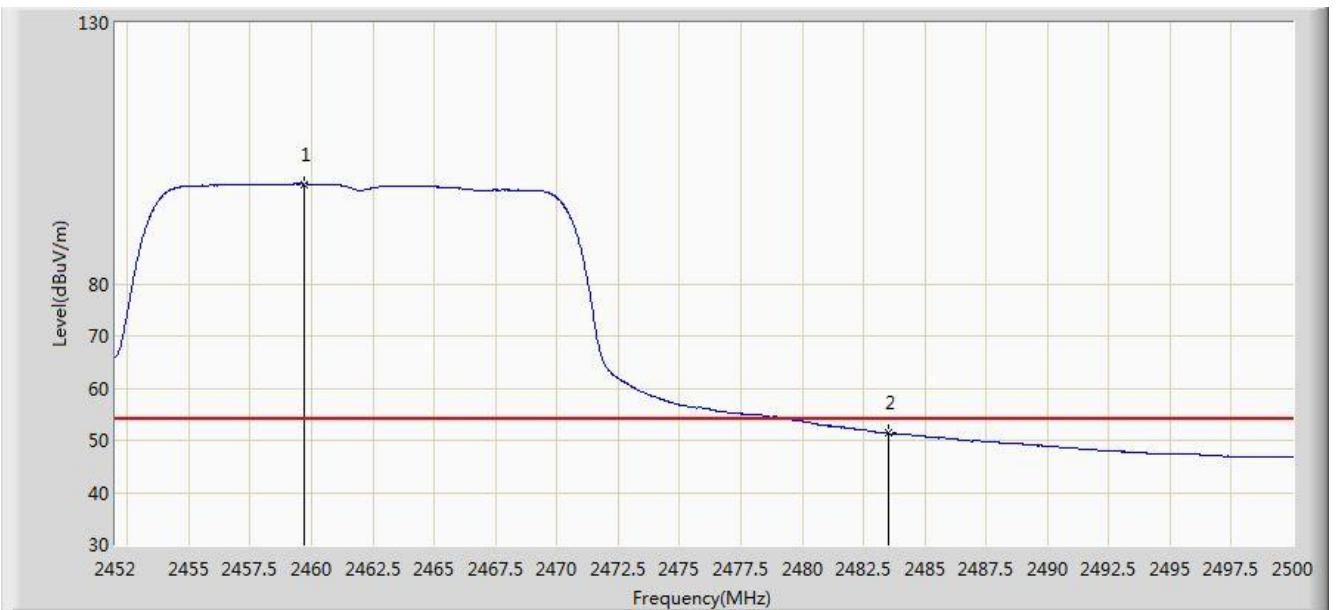


No	Flag	Mark	Frequency (MHz)	Measure Level (dBuV/m)	Reading Level (dBuV)	Margin (dB)	Limit (dBuV/m)	Factor (dB)	Type
1		*	2458.624	111.847	79.337	N/A	N/A	32.510	PK
2			2483.500	68.295	35.714	-5.705	74.000	32.580	PK
3			2484.040	70.444	37.862	-3.556	74.000	32.582	PK

Note: Measure Level (dB $\mu$ V/m) = Reading Level (dB $\mu$ V) + Factor (dB)

Factor (dB) = Cable Loss (dB) + Antenna Factor (dB/m)

Site: AC1	Time: 2017/07/29 - 01:18
Limit: FCC_Part15.209_RE(3m)	Engineer: Kevin Ker
Probe: BBHA9120D_1GHz_18GHz	Polarity: Horizontal
EUT: AC220 Wi-Fi AP OD external antenna US	Power: DC 54V
Test Mode: Transmit by 802.11g at Channel 2462MHz Ant 1	

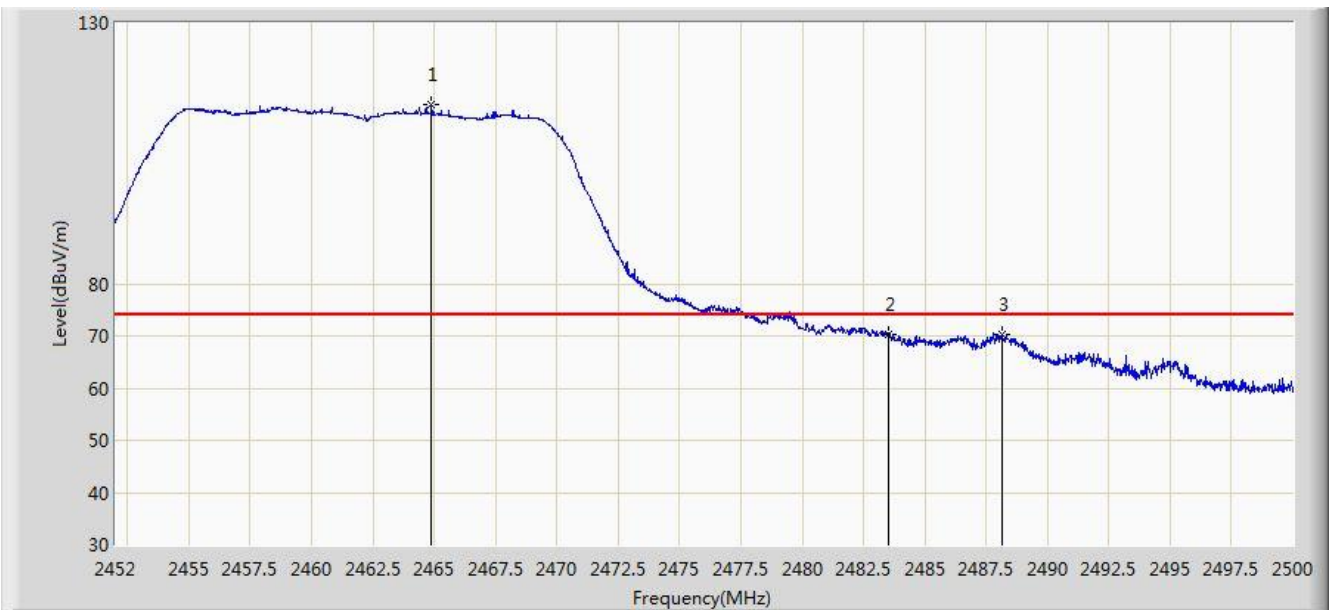


No	Flag	Mark	Frequency (MHz)	Measure Level (dBuV/m)	Reading Level (dBuV)	Margin (dB)	Limit (dBuV/m)	Factor (dB)	Type
1		*	2459.728	99.122	66.610	N/A	N/A	32.513	AV
2			2483.500	51.401	18.820	-2.599	54.000	32.580	AV

Note: Measure Level (dBuV/m) = Reading Level (dBuV) + Factor (dB)

Factor (dB) = Cable Loss (dB) + Antenna Factor (dB/m)

Site: AC1	Time: 2017/07/29 - 01:19
Limit: FCC_Part15.209_RE(3m)	Engineer: Kevin Ker
Probe: BBHA9120D_1GHz_18GHz	Polarity: Vertical
EUT: AC220 Wi-Fi AP OD external antenna US	Power: DC 54V
Test Mode: Transmit by 802.11g at Channel 2462MHz Ant 1	



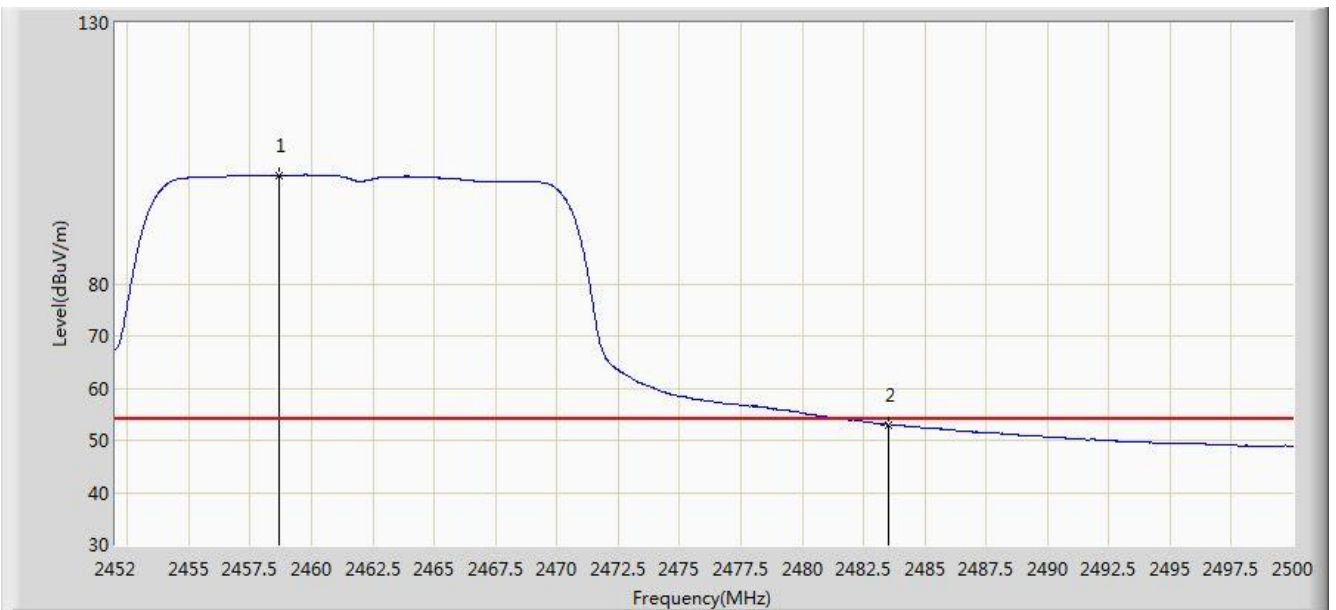
No	Flag	Mark	Frequency (MHz)	Measure Level (dBuV/m)	Reading Level (dBuV)	Margin (dB)	Limit (dBuV/m)	Factor (dB)	Type
1		*	2464.888	114.399	81.874	N/A	N/A	32.525	PK
2			2483.500	70.175	37.594	-3.825	74.000	32.580	PK
3			2488.144	70.260	37.666	-3.740	74.000	32.595	PK

Note: Measure Level (dB $\mu$ V/m) = Reading Level (dB $\mu$ V) + Factor (dB)

Factor (dB) = Cable Loss (dB) + Antenna Factor (dB/m)



Site: AC1	Time: 2017/07/29 - 01:21
Limit: FCC_Part15.209_RE(3m)	Engineer: Kevin Ker
Probe: BBHA9120D_1GHz_18GHz	Polarity: Vertical
EUT: AC220 Wi-Fi AP OD external antenna US	Power: DC 54V
Test Mode: Transmit by 802.11g at Channel 2462MHz Ant 1	

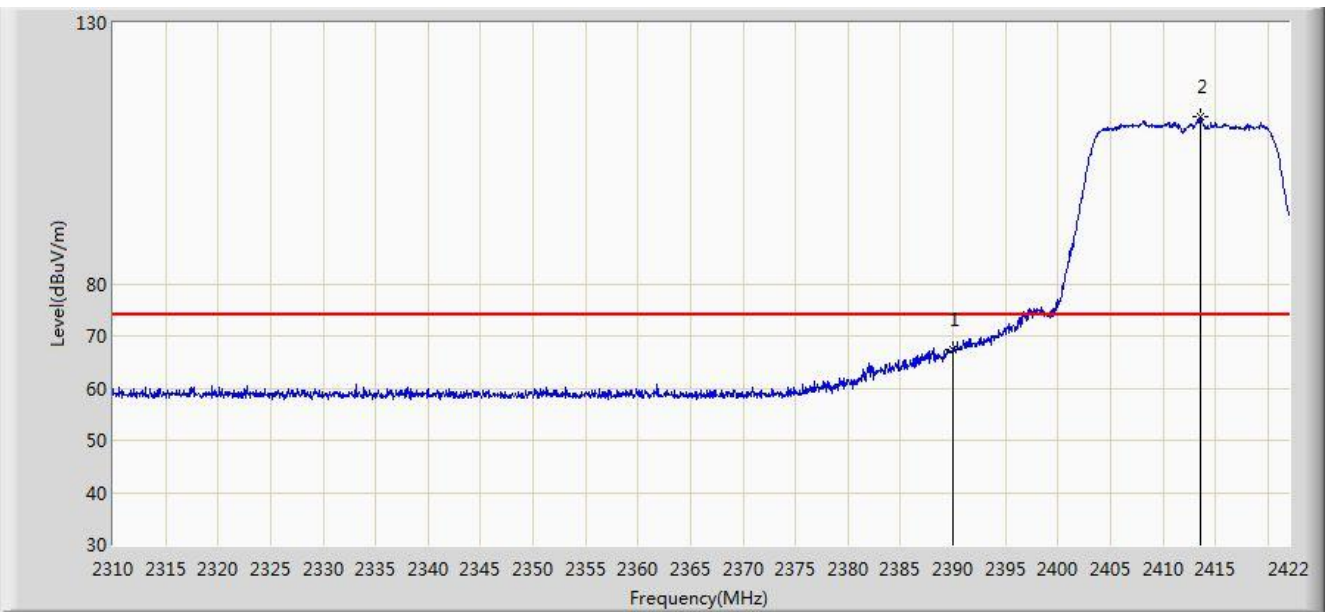


No	Flag	Mark	Frequency (MHz)	Measure Level (dBuV/m)	Reading Level (dBuV)	Margin (dB)	Limit (dBuV/m)	Factor (dB)	Type
1		*	2458.696	100.791	68.280	N/A	N/A	32.510	AV
2			2483.500	53.029	20.448	-0.971	54.000	32.580	AV

Note: Measure Level (dB $\mu$ V/m) = Reading Level (dB $\mu$ V) + Factor (dB)

Factor (dB) = Cable Loss (dB) + Antenna Factor (dB/m)

Site: AC1	Time: 2017/07/29 - 01:36
Limit: FCC_Part15.209_RE(3m)	Engineer: Kevin Ker
Probe: BBHA9120D_1GHz_18GHz	Polarity: Horizontal
EUT: AC220 Wi-Fi AP OD external antenna US	Power: DC 54V
Test Mode: Transmit by 802.11n-HT20 at Channel 2412MHz Ant 1	

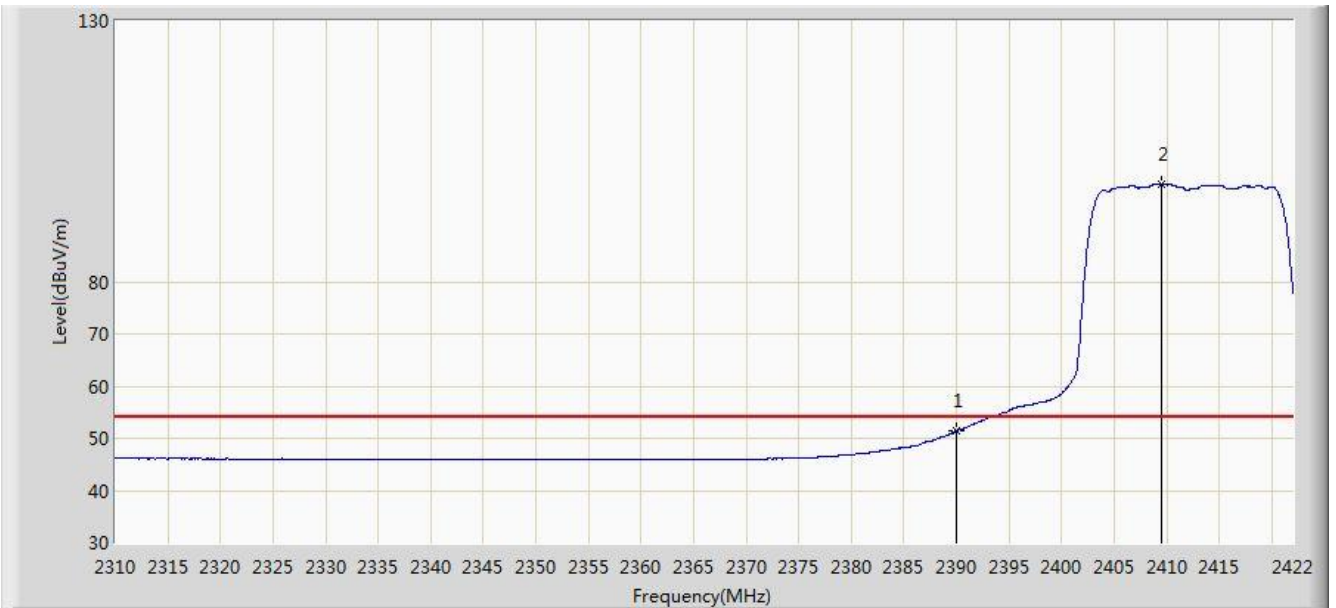


No	Flag	Mark	Frequency (MHz)	Measure Level (dBuV/m)	Reading Level (dBuV)	Margin (dB)	Limit (dBuV/m)	Factor (dB)	Type
1			2390.000	67.424	34.870	-6.576	74.000	32.554	PK
2		*	2413.544	111.939	79.415	N/A	N/A	32.524	PK

Note: Measure Level (dBμV/m) = Reading Level (dBμV) + Factor (dB)

Factor (dB) = Cable Loss (dB) + Antenna Factor (dB/m)

Site: AC1	Time: 2017/07/29 - 01:38
Limit: FCC_Part15.209_RE(3m)	Engineer: Kevin Ker
Probe: BBHA9120D_1GHz_18GHz	Polarity: Horizontal
EUT: AC220 Wi-Fi AP OD external antenna US	Power: DC 54V
Test Mode: Transmit by 802.11n-HT20 at Channel 2412MHz Ant 1	

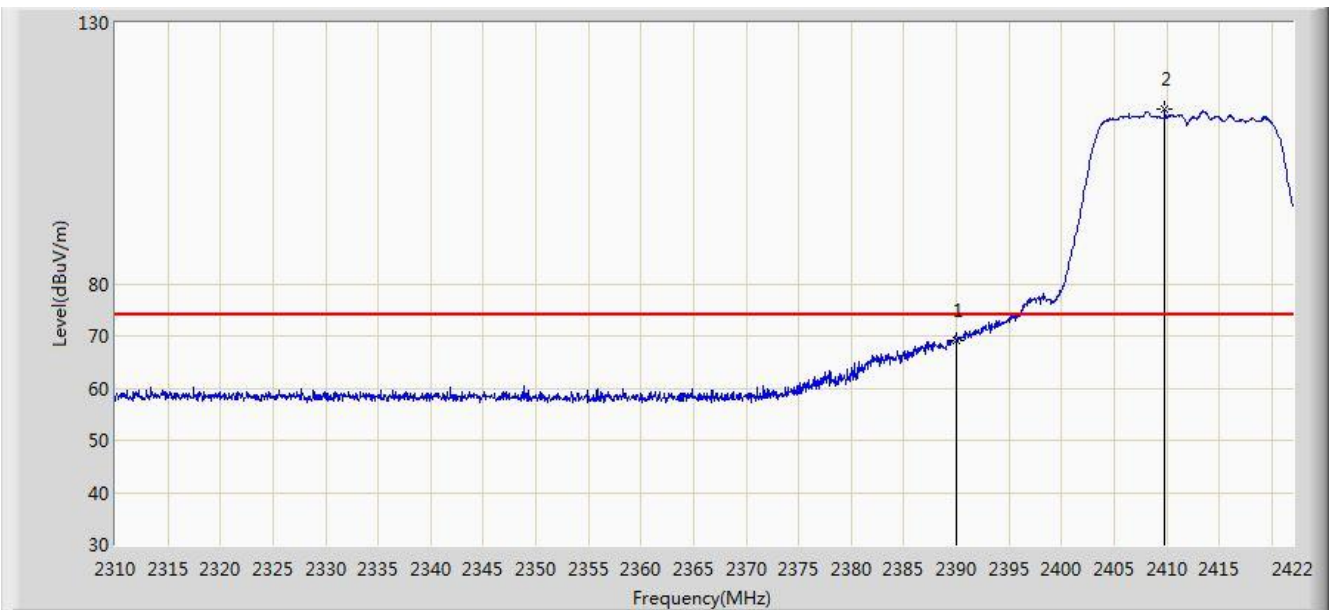


No	Flag	Mark	Frequency (MHz)	Measure Level (dBuV/m)	Reading Level (dBuV)	Margin (dB)	Limit (dBuV/m)	Factor (dB)	Type
1			2390.000	51.475	18.921	-2.525	54.000	32.554	AV
2		*	2409.568	98.649	66.120	N/A	N/A	32.529	AV

Note: Measure Level (dB $\mu$ V/m) = Reading Level (dB $\mu$ V) + Factor (dB)

Factor (dB) = Cable Loss (dB) + Antenna Factor (dB/m)

Site: AC1	Time: 2017/07/29 - 01:36
Limit: FCC_Part15.209_RE(3m)	Engineer: Kevin Ker
Probe: BBHA9120D_1GHz_18GHz	Polarity: Vertical
EUT: AC220 Wi-Fi AP OD external antenna US	Power: DC 54V
Test Mode: Transmit by 802.11n-HT20 at Channel 2412MHz Ant 1	

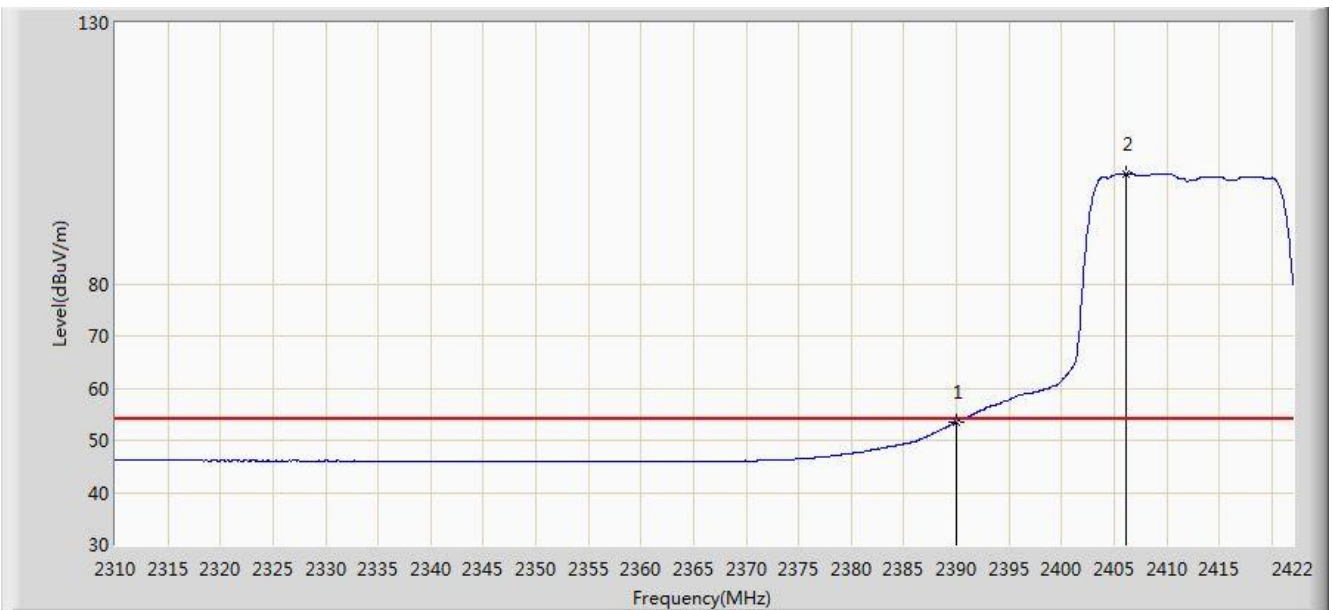


No	Flag	Mark	Frequency (MHz)	Measure Level (dBuV/m)	Reading Level (dBuV)	Margin (dB)	Limit (dBuV/m)	Factor (dB)	Type
1			2390.000	69.027	36.473	-4.973	74.000	32.554	PK
2		*	2409.848	113.423	80.895	N/A	N/A	32.528	PK

Note: Measure Level (dB $\mu$ V/m) = Reading Level (dB $\mu$ V) + Factor (dB)

Factor (dB) = Cable Loss (dB) + Antenna Factor (dB/m)

Site: AC1	Time: 2017/07/29 - 01:31
Limit: FCC_Part15.209_RE(3m)	Engineer: Kevin Ker
Probe: BBHA9120D_1GHz_18GHz	Polarity: Vertical
EUT: AC220 Wi-Fi AP OD external antenna US	Power: DC 54V
Test Mode: Transmit by 802.11n-HT20 at Channel 2412MHz Ant 1	

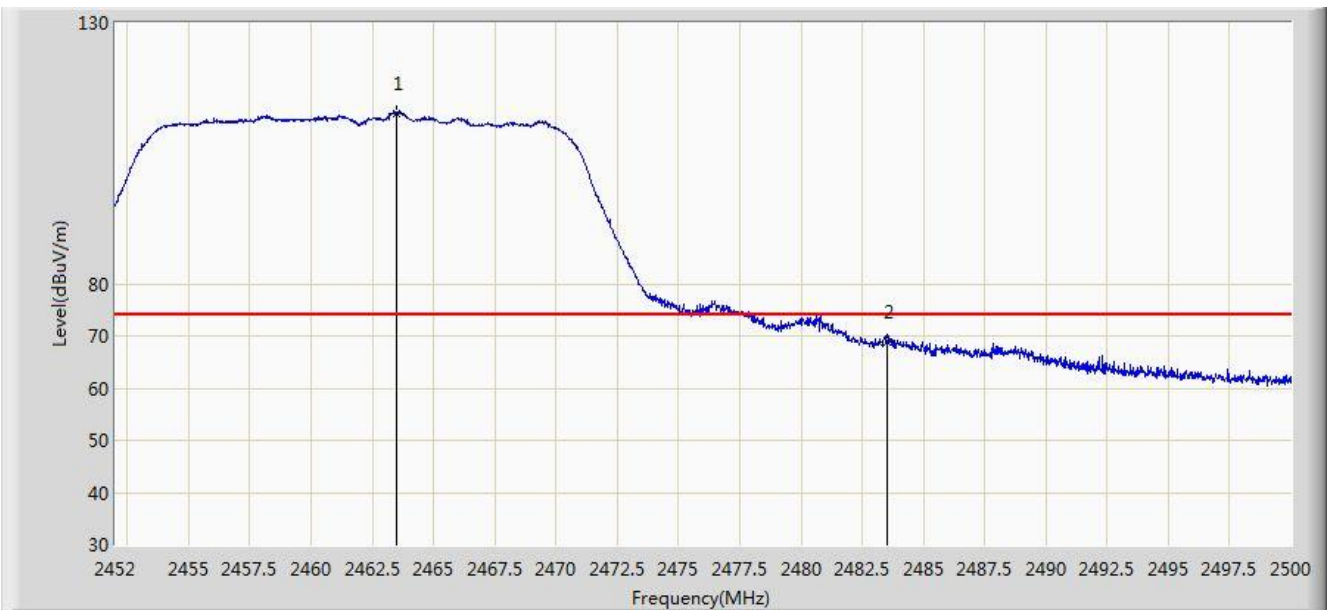


No	Flag	Mark	Frequency (MHz)	Measure Level (dBuV/m)	Reading Level (dBuV)	Margin (dB)	Limit (dBuV/m)	Factor (dB)	Type
1			2390.000	53.587	21.033	-0.413	54.000	32.554	AV
2		*	2406.096	101.023	68.490	N/A	N/A	32.533	AV

Note: Measure Level (dB $\mu$ V/m) = Reading Level (dB $\mu$ V) + Factor (dB)

Factor (dB) = Cable Loss (dB) + Antenna Factor (dB/m)

Site: AC1	Time: 2017/07/29 - 01:46
Limit: FCC_Part15.209_RE(3m)	Engineer: Kevin Ker
Probe: BBHA9120D_1GHz_18GHz	Polarity: Horizontal
EUT: AC220 Wi-Fi AP OD external antenna US	Power: DC 54V
Test Mode: Transmit by 802.11n-HT20 at Channel 2462MHz Ant 1	

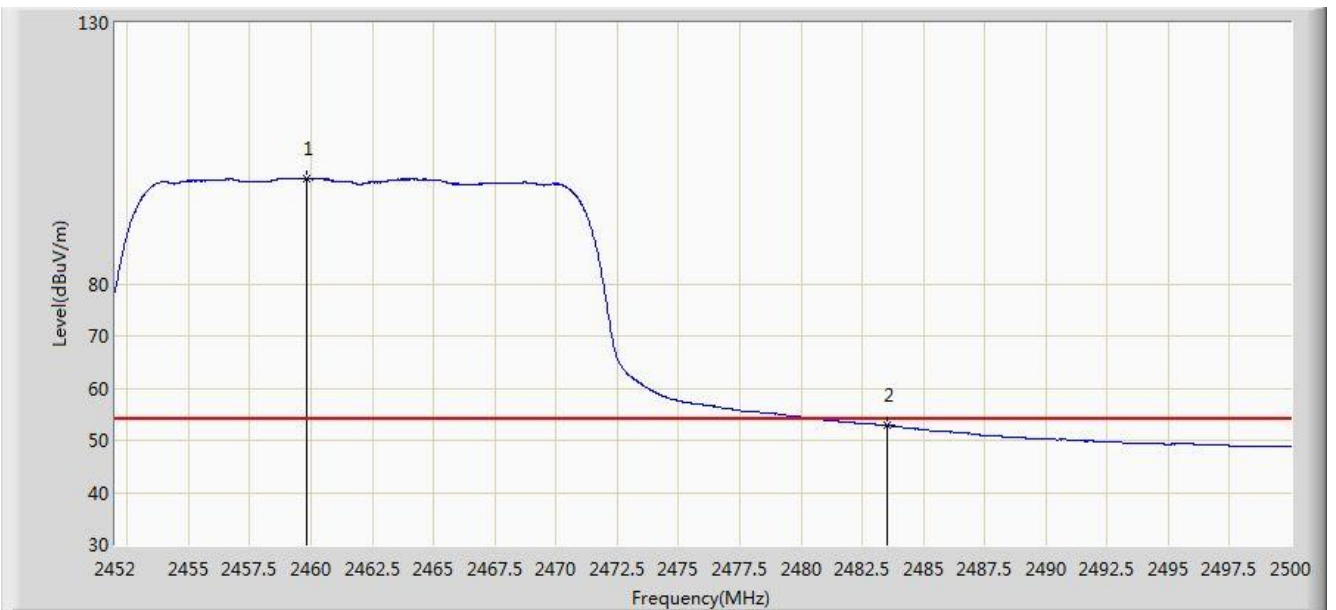


No	Flag	Mark	Frequency (MHz)	Measure Level (dBuV/m)	Reading Level (dBuV)	Margin (dB)	Limit (dBuV/m)	Factor (dB)	Type
1		*	2463.472	112.707	80.186	N/A	N/A	32.521	PK
2			2483.500	68.892	36.311	-5.108	74.000	32.580	PK

Note: Measure Level (dBuV/m) = Reading Level (dBuV) + Factor (dB)

Factor (dB) = Cable Loss (dB) + Antenna Factor (dB/m)

Site: AC1	Time: 2017/07/29 - 01:49
Limit: FCC_Part15.209_RE(3m)	Engineer: Kevin Ker
Probe: BBHA9120D_1GHz_18GHz	Polarity: Horizontal
EUT: AC220 Wi-Fi AP OD external antenna US	Power: DC 54V
Test Mode: Transmit by 802.11n-HT20 at Channel 2462MHz Ant 1	

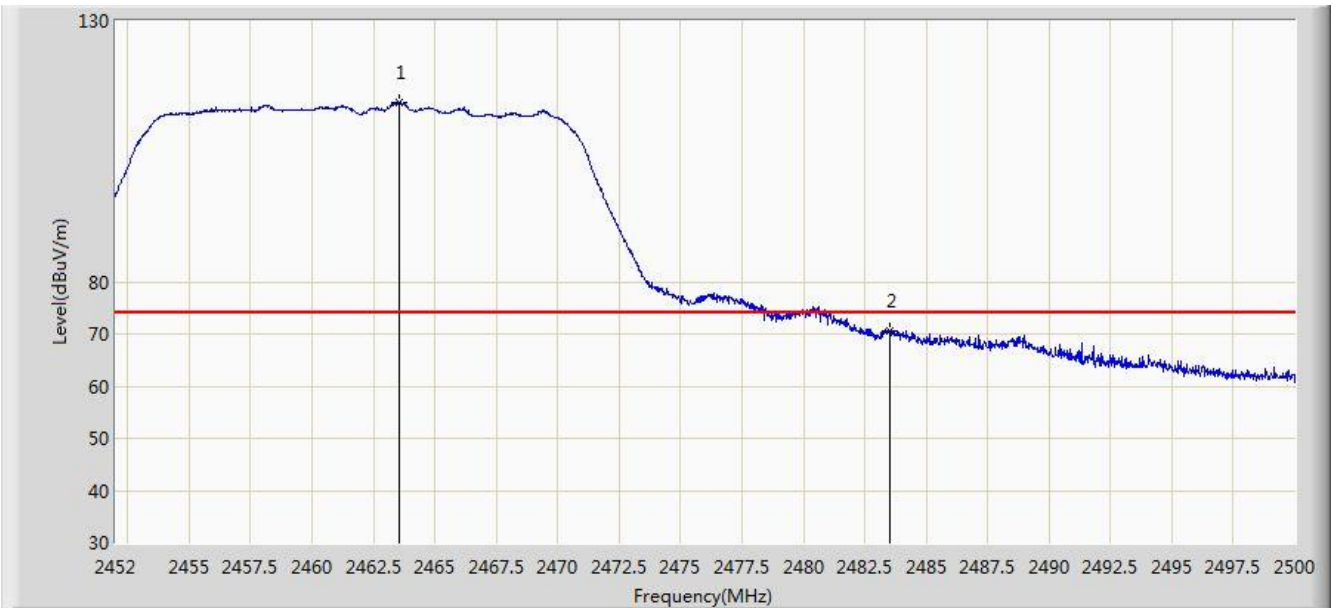


No	Flag	Mark	Frequency (MHz)	Measure Level (dBuV/m)	Reading Level (dBuV)	Margin (dB)	Limit (dBuV/m)	Factor (dB)	Type
1		*	2459.824	100.112	67.599	N/A	N/A	32.513	AV
2			2483.500	52.786	20.205	-1.214	54.000	32.580	AV

Note: Measure Level (dB $\mu$ V/m) = Reading Level (dB $\mu$ V) + Factor (dB)

Factor (dB) = Cable Loss (dB) + Antenna Factor (dB/m)

Site: AC1	Time: 2017/07/29 - 01:42
Limit: FCC_Part15.209_RE(3m)	Engineer: Kevin Ker
Probe: BBHA9120D_1GHz_18GHz	Polarity: Vertical
EUT: AC220 Wi-Fi AP OD external antenna US	Power: DC 54V
Test Mode: Transmit by 802.11n-HT20 at Channel 2462MHz Ant 1	



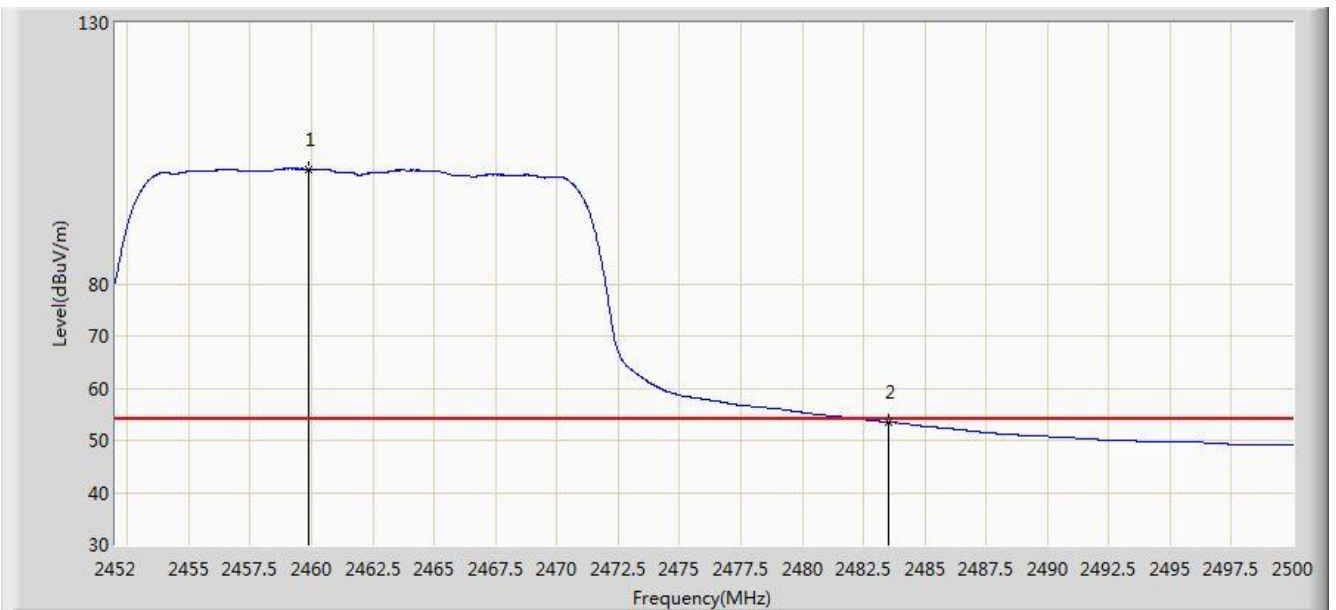
No	Flag	Mark	Frequency (MHz)	Measure Level (dBuV/m)	Reading Level (dBuV)	Margin (dB)	Limit (dBuV/m)	Factor (dB)	Type
1		*	2463.544	114.435	81.914	N/A	N/A	32.521	PK
2			2483.500	70.543	37.962	-3.457	74.000	32.580	PK

Note: Measure Level (dB $\mu$ V/m) = Reading Level (dB $\mu$ V) + Factor (dB)

Factor (dB) = Cable Loss (dB) + Antenna Factor (dB/m)



Site: AC1	Time: 2017/07/29 - 01:45
Limit: FCC_Part15.209_RE(3m)	Engineer: Kevin Ker
Probe: BBHA9120D_1GHz_18GHz	Polarity: Vertical
EUT: AC220 Wi-Fi AP OD external antenna US	Power: DC 54V
Test Mode: Transmit by 802.11n-HT20 at Channel 2462MHz Ant 1	

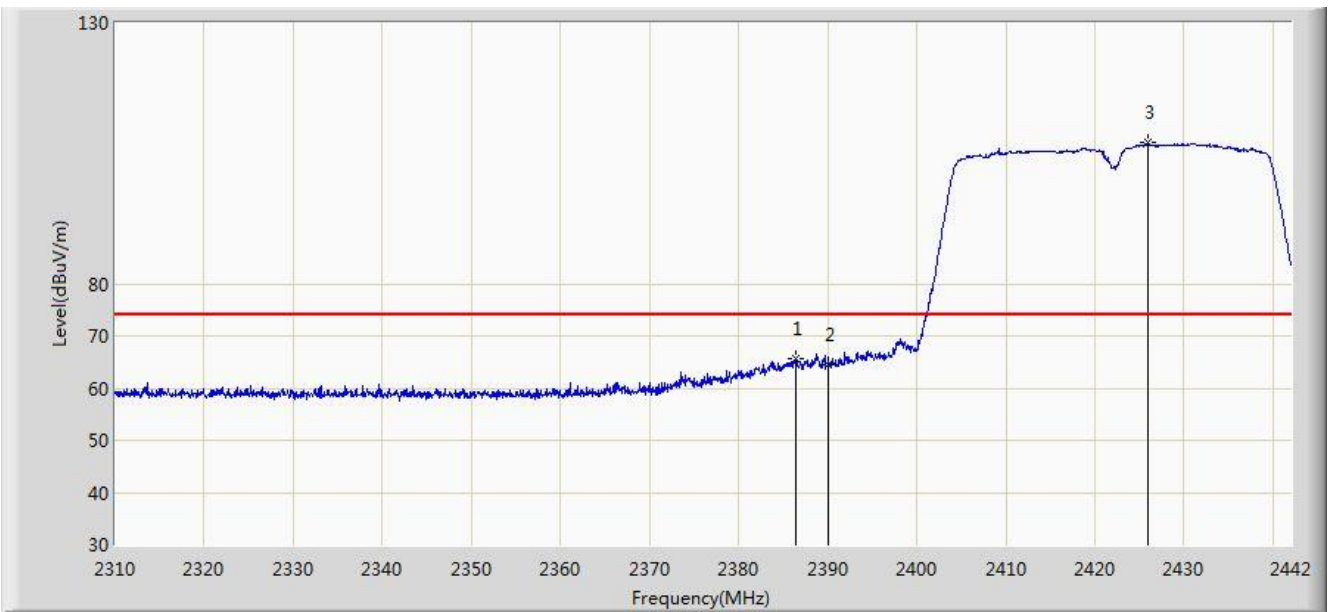


No	Flag	Mark	Frequency (MHz)	Measure Level (dBuV/m)	Reading Level (dBuV)	Margin (dB)	Limit (dBuV/m)	Factor (dB)	Type
1		*	2459.896	102.007	69.494	N/A	N/A	32.513	AV
2			2483.500	53.459	20.878	-0.541	54.000	32.580	AV

Note: Measure Level (dB $\mu$ V/m) = Reading Level (dB $\mu$ V) + Factor (dB)

Factor (dB) = Cable Loss (dB) + Antenna Factor (dB/m)

Site: AC1	Time: 2017/07/29 - 01:59
Limit: FCC_Part15.209_RE(3m)	Engineer: Kevin Ker
Probe: BBHA9120D_1GHz_18GHz	Polarity: Horizontal
EUT: AC220 Wi-Fi AP OD external antenna US	Power: DC 54V
Test Mode: Transmit by 802.11n-HT40 at Channel 2422MHz Ant 1	

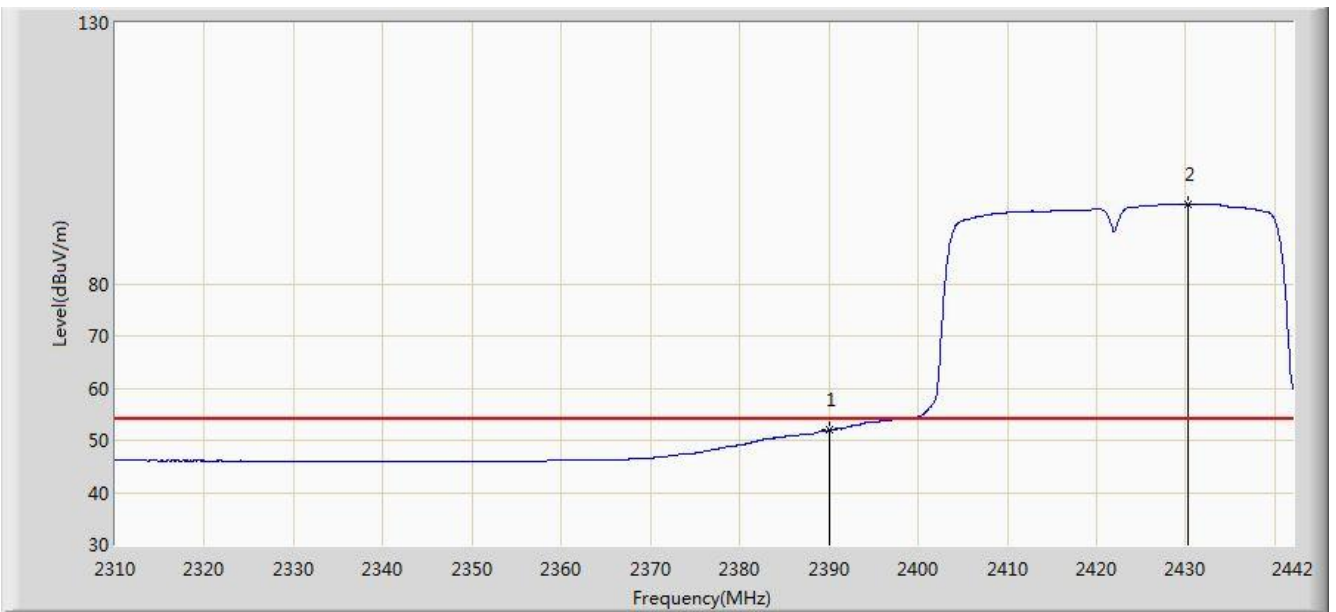


No	Flag	Mark	Frequency (MHz)	Measure Level (dBuV/m)	Reading Level (dBuV)	Margin (dB)	Limit (dBuV/m)	Factor (dB)	Type
1			2386.494	65.600	33.041	-8.400	74.000	32.559	PK
2			2390.000	64.409	31.855	-9.591	74.000	32.554	PK
3		*	2425.896	107.056	74.547	N/A	N/A	32.509	PK

Note: Measure Level (dB $\mu$ V/m) = Reading Level (dB $\mu$ V) + Factor (dB)

Factor (dB) = Cable Loss (dB) + Antenna Factor (dB/m)

Site: AC1	Time: 2017/07/29 - 02:00
Limit: FCC_Part15.209_RE(3m)	Engineer: Kevin Ker
Probe: BBHA9120D_1GHz_18GHz	Polarity: Horizontal
EUT: AC220 Wi-Fi AP OD external antenna US	Power: DC 54V
Test Mode: Transmit by 802.11n-HT40 at Channel 2422MHz Ant 1	

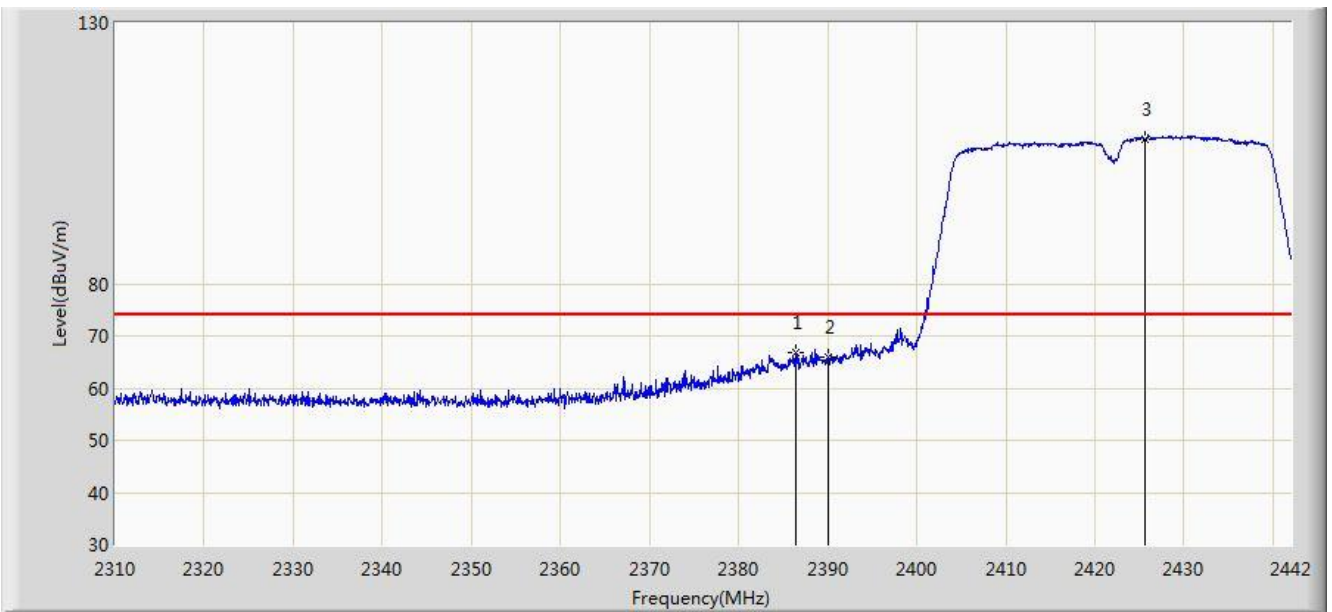


No	Flag	Mark	Frequency (MHz)	Measure Level (dBuV/m)	Reading Level (dBuV)	Margin (dB)	Limit (dBuV/m)	Factor (dB)	Type
1			2390.000	51.952	19.398	-2.048	54.000	32.554	AV
2		*	2430.252	95.170	62.666	N/A	N/A	32.504	AV

Note: Measure Level (dB $\mu$ V/m) = Reading Level (dB $\mu$ V) + Factor (dB)

Factor (dB) = Cable Loss (dB) + Antenna Factor (dB/m)

Site: AC1	Time: 2017/07/29 - 01:58
Limit: FCC_Part15.209_RE(3m)	Engineer: Kevin Ker
Probe: BBHA9120D_1GHz_18GHz	Polarity: Vertical
EUT: AC220 Wi-Fi AP OD external antenna US	Power: DC 54V
Test Mode: Transmit by 802.11n-HT40 at Channel 2422MHz Ant 1	

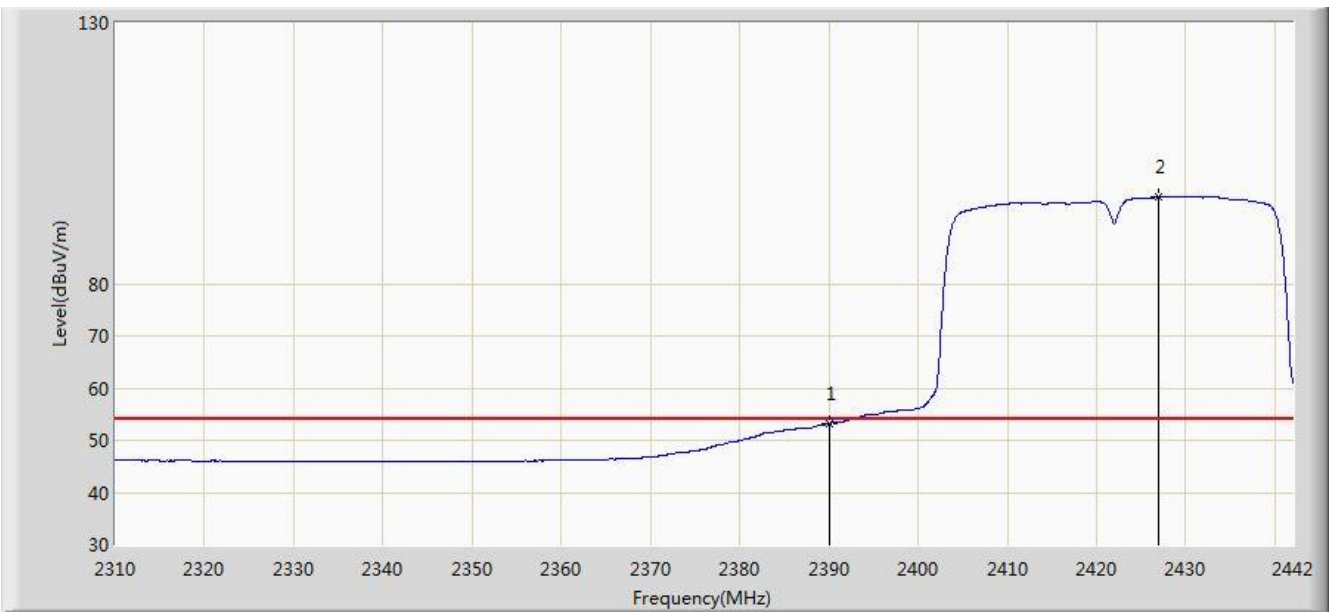


No	Flag	Mark	Frequency (MHz)	Measure Level (dBuV/m)	Reading Level (dBuV)	Margin (dB)	Limit (dBuV/m)	Factor (dB)	Type
1			2386.494	66.704	34.145	-7.296	74.000	32.559	PK
2			2390.000	66.003	33.449	-7.997	74.000	32.554	PK
3		*	2425.698	107.696	75.187	N/A	N/A	32.510	PK

Note: Measure Level (dB $\mu$ V/m) = Reading Level (dB $\mu$ V) + Factor (dB)

Factor (dB) = Cable Loss (dB) + Antenna Factor (dB/m)

Site: AC1	Time: 2017/07/29 - 01:58
Limit: FCC_Part15.209_RE(3m)	Engineer: Kevin Ker
Probe: BBHA9120D_1GHz_18GHz	Polarity: Vertical
EUT: AC220 Wi-Fi AP OD external antenna US	Power: DC 54V
Test Mode: Transmit by 802.11n-HT40 at Channel 2422MHz Ant 1	



No	Flag	Mark	Frequency (MHz)	Measure Level (dBuV/m)	Reading Level (dBuV)	Margin (dB)	Limit (dBuV/m)	Factor (dB)	Type
1			2390.000	53.217	20.663	-0.783	54.000	32.554	AV
2		*	2426.886	96.619	64.111	N/A	N/A	32.508	AV

Note: Measure Level (dB $\mu$ V/m) = Reading Level (dB $\mu$ V) + Factor (dB)

Factor (dB) = Cable Loss (dB) + Antenna Factor (dB/m)

Site: AC1	Time: 2017/07/29 - 02:05
Limit: FCC_Part15.209_RE(3m)	Engineer: Kevin Ker
Probe: BBHA9120D_1GHz_18GHz	Polarity: Horizontal
EUT: AC220 Wi-Fi AP OD external antenna US	Power: DC 54V
Test Mode: Transmit by 802.11n-HT40 at Channel 2452MHz Ant 1	

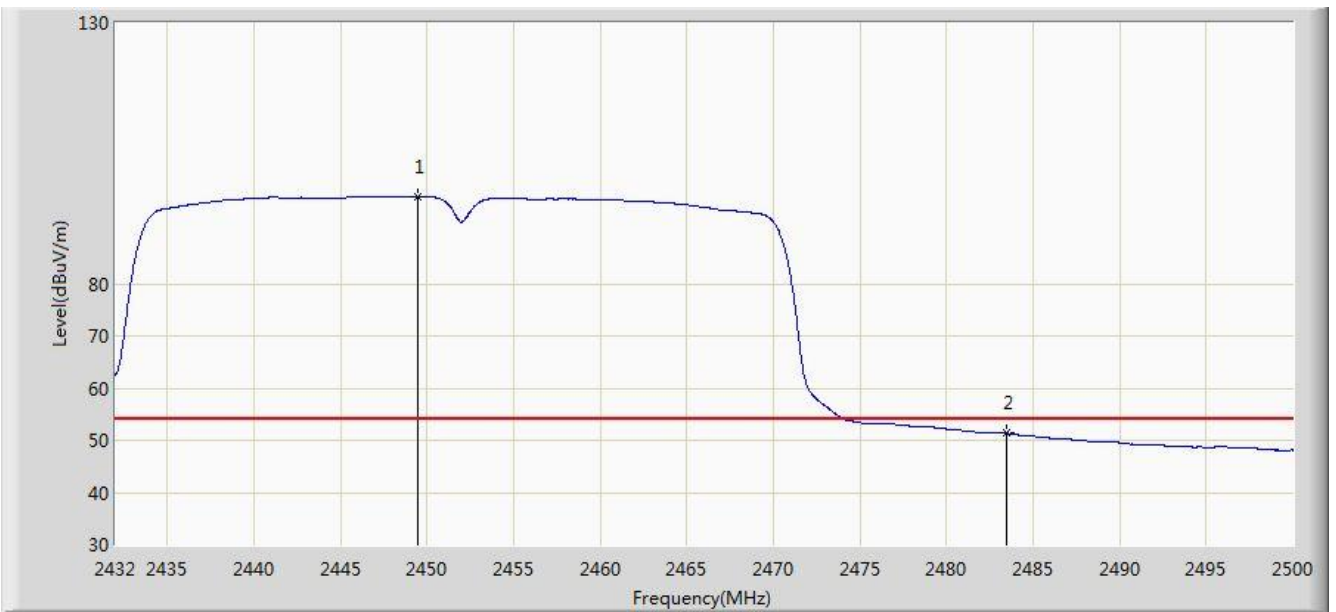


No	Flag	Mark	Frequency (MHz)	Measure Level (dBuV/m)	Reading Level (dBuV)	Margin (dB)	Limit (dBuV/m)	Factor (dB)	Type
1		*	2440.942	108.768	76.277	N/A	N/A	32.491	PK
2			2483.500	67.871	35.290	-6.129	74.000	32.580	PK
3			2485.924	68.862	36.274	-5.138	74.000	32.588	PK

Note: Measure Level (dB $\mu$ V/m) = Reading Level (dB $\mu$ V) + Factor (dB)

Factor (dB) = Cable Loss (dB) + Antenna Factor (dB/m)

Site: AC1	Time: 2017/07/29 - 02:08
Limit: FCC_Part15.209_RE(3m)	Engineer: Kevin Ker
Probe: BBHA9120D_1GHz_18GHz	Polarity: Horizontal
EUT: AC220 Wi-Fi AP OD external antenna US	Power: DC 54V
Test Mode: Transmit by 802.11n-HT40 at Channel 2452MHz Ant 1	

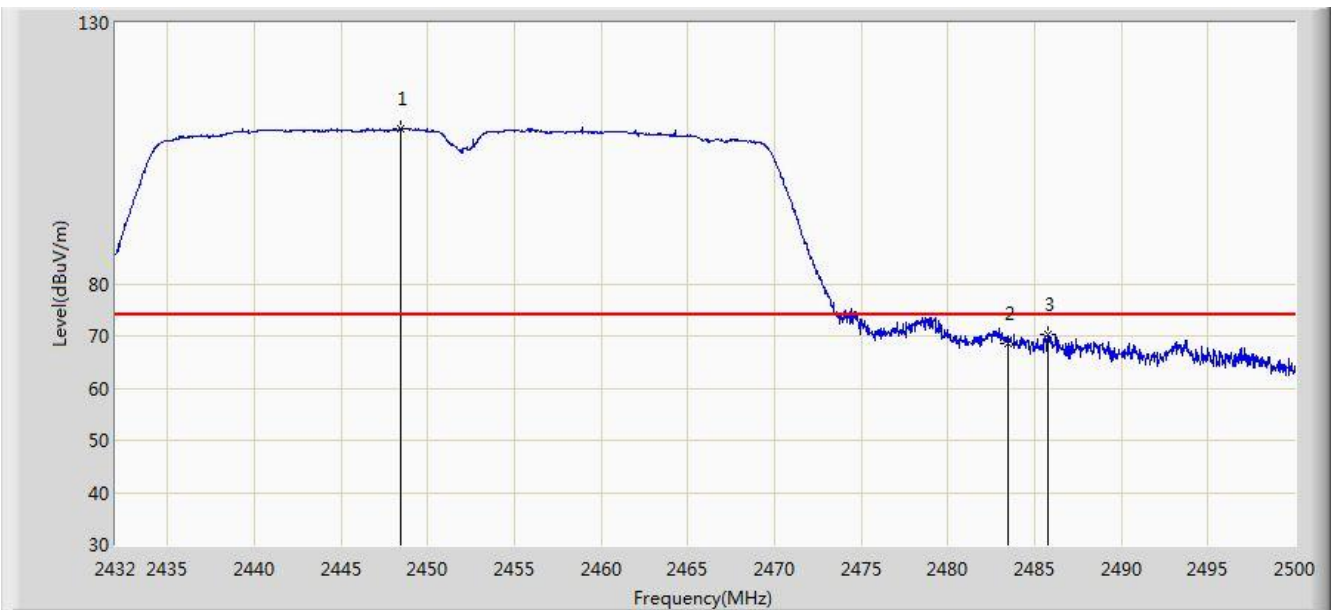


No	Flag	Mark	Frequency (MHz)	Measure Level (dBuV/m)	Reading Level (dBuV)	Margin (dB)	Limit (dBuV/m)	Factor (dB)	Type
1		*	2449.510	96.650	64.156	N/A	N/A	32.495	AV
2			2483.500	51.319	18.738	-2.681	54.000	32.580	AV

Note: Measure Level (dB $\mu$ V/m) = Reading Level (dB $\mu$ V) + Factor (dB)

Factor (dB) = Cable Loss (dB) + Antenna Factor (dB/m)

Site: AC1	Time: 2017/07/29 - 02:05
Limit: FCC_Part15.209_RE(3m)	Engineer: Kevin Ker
Probe: BBHA9120D_1GHz_18GHz	Polarity: Vertical
EUT: AC220 Wi-Fi AP OD external antenna US	Power: DC 54V
Test Mode: Transmit by 802.11n-HT40 at Channel 2452MHz Ant 1	



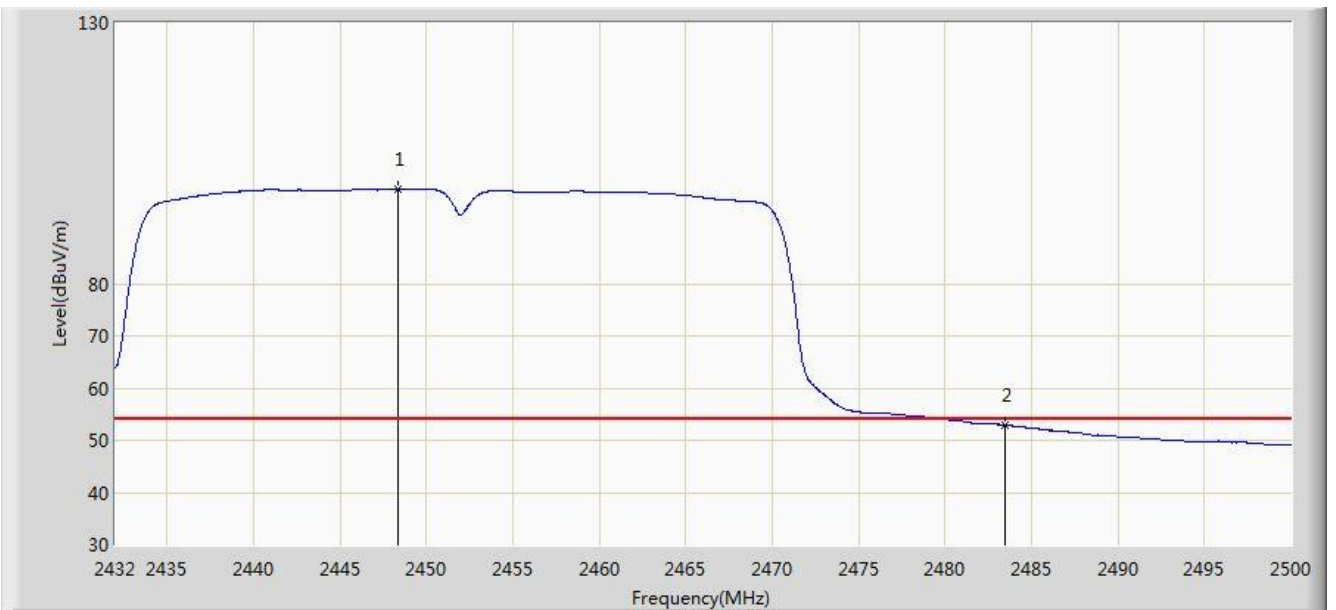
No	Flag	Mark	Frequency (MHz)	Measure Level (dBuV/m)	Reading Level (dBuV)	Margin (dB)	Limit (dBuV/m)	Factor (dB)	Type
1		*	2448.456	109.696	77.203	N/A	N/A	32.493	PK
2			2483.500	68.514	35.933	-5.486	74.000	32.580	PK
3			2485.754	70.291	37.704	-3.709	74.000	32.587	PK

Note: Measure Level (dB $\mu$ V/m) = Reading Level (dB $\mu$ V) + Factor (dB)

Factor (dB) = Cable Loss (dB) + Antenna Factor (dB/m)



Site: AC1	Time: 2017/07/29 - 02:04
Limit: FCC_Part15.209_RE(3m)	Engineer: Kevin Ker
Probe: BBHA9120D_1GHz_18GHz	Polarity: Vertical
EUT: AC220 Wi-Fi AP OD external antenna US	Power: DC 54V
Test Mode: Transmit by 802.11n-HT40 at Channel 2452MHz Ant 1	

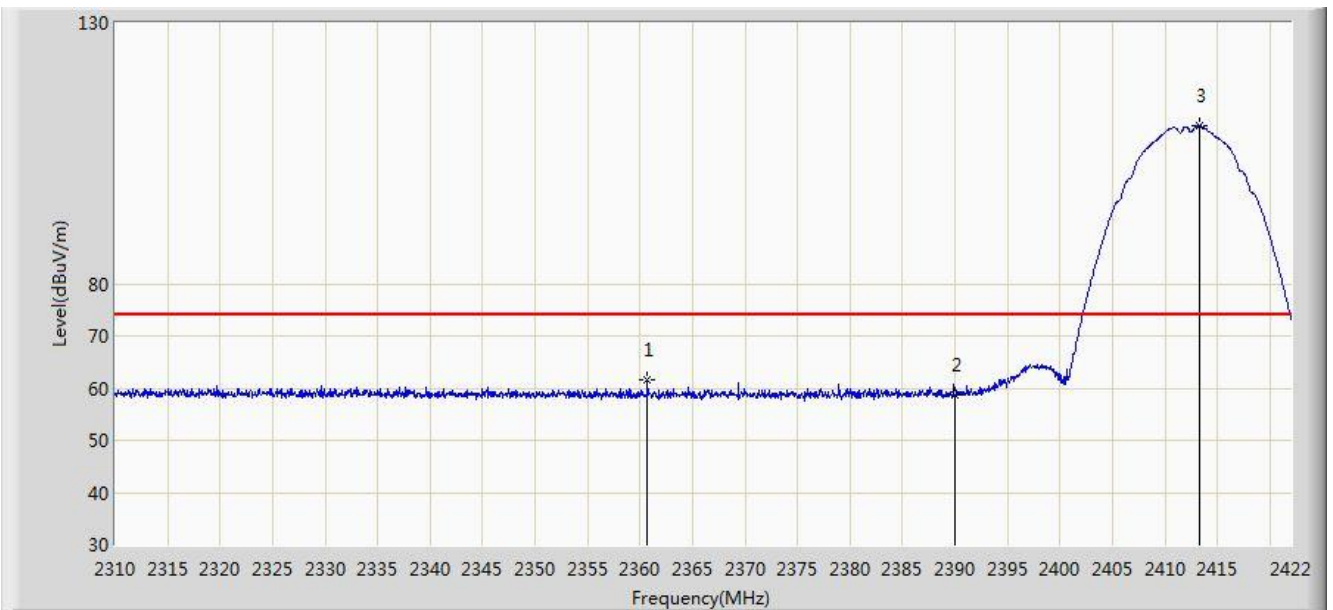


No	Flag	Mark	Frequency (MHz)	Measure Level (dBuV/m)	Reading Level (dBuV)	Margin (dB)	Limit (dBuV/m)	Factor (dB)	Type
1		*	2448.354	98.112	65.620	N/A	N/A	32.492	AV
2			2483.500	52.910	20.329	-1.090	54.000	32.580	AV

Note: Measure Level (dB $\mu$ V/m) = Reading Level (dB $\mu$ V) + Factor (dB)

Factor (dB) = Cable Loss (dB) + Antenna Factor (dB/m)

Site: AC1	Time: 2017/07/29 - 02:14
Limit: FCC_Part15.209_RE(3m)	Engineer: Kevin Ker
Probe: BBHA9120D_1GHz_18GHz	Polarity: Horizontal
EUT: AC220 Wi-Fi AP OD external antenna US	Power: DC 54V
Test Mode: Transmit by 802.11b at Channel 2412MHz Ant 2	

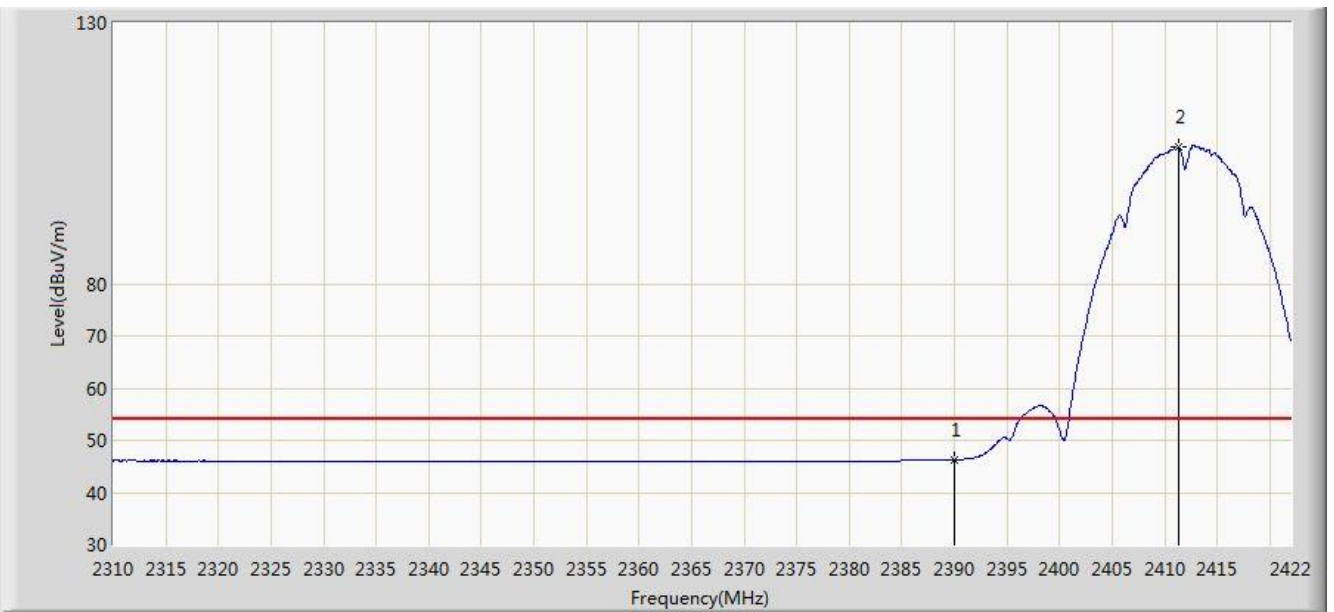


No	Flag	Mark	Frequency (MHz)	Measure Level (dBuV/m)	Reading Level (dBuV)	Margin (dB)	Limit (dBuV/m)	Factor (dB)	Type
1			2360.736	61.657	29.062	-12.343	74.000	32.595	PK
2			2390.000	58.603	26.049	-15.397	74.000	32.554	PK
3		*	2413.320	110.327	77.803	N/A	N/A	32.524	PK

Note: Measure Level (dB $\mu$ V/m) = Reading Level (dB $\mu$ V) + Factor (dB)

Factor (dB) = Cable Loss (dB) + Antenna Factor (dB/m)

Site: AC1	Time: 2017/07/29 - 02:16
Limit: FCC_Part15.209_RE(3m)	Engineer: Kevin Ker
Probe: BBHA9120D_1GHz_18GHz	Polarity: Horizontal
EUT: AC220 Wi-Fi AP OD external antenna US	Power: DC 54V
Test Mode: Transmit by 802.11b at Channel 2412MHz Ant 2	



No	Flag	Mark	Frequency (MHz)	Measure Level (dBuV/m)	Reading Level (dBuV)	Margin (dB)	Limit (dBuV/m)	Factor (dB)	Type
1			2390.000	46.254	13.700	-7.746	54.000	32.554	AV
2		*	2411.304	106.316	73.790	N/A	N/A	32.526	AV

Note: Measure Level (dBμV/m) = Reading Level (dBμV) + Factor (dB)

Factor (dB) = Cable Loss (dB) + Antenna Factor (dB/m)