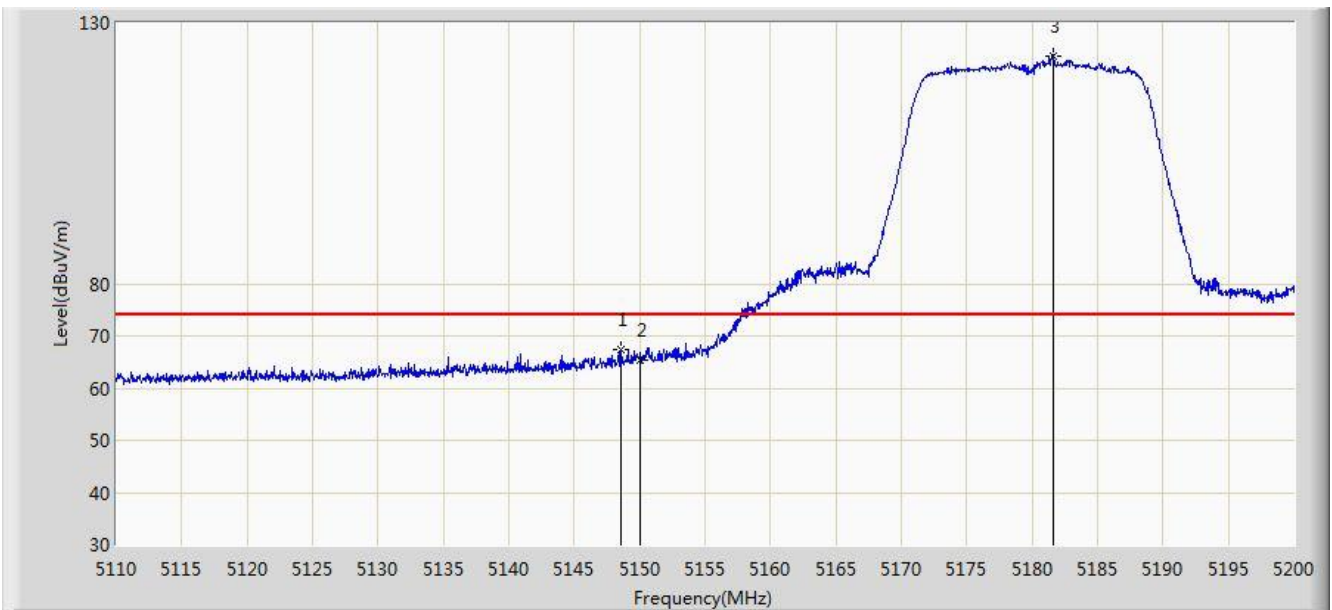


Site: AC1	Time: 2018/03/22 - 08:05
Limit: FCC_Part15.209_RE(3m)	Engineer: Kevin Ker
Probe: BBHA9120D_1GHz_18GHz	Polarity: Vertical
EUT: AC220m Wi-Fi module OD US (Wi-Fi Directional Antenna)	Power: AC 120V/60Hz
Test Mode: Transmit by 802.11ac-VHT20 at channel 5180MHz Ant 0 + 1 (CDD Mode)	

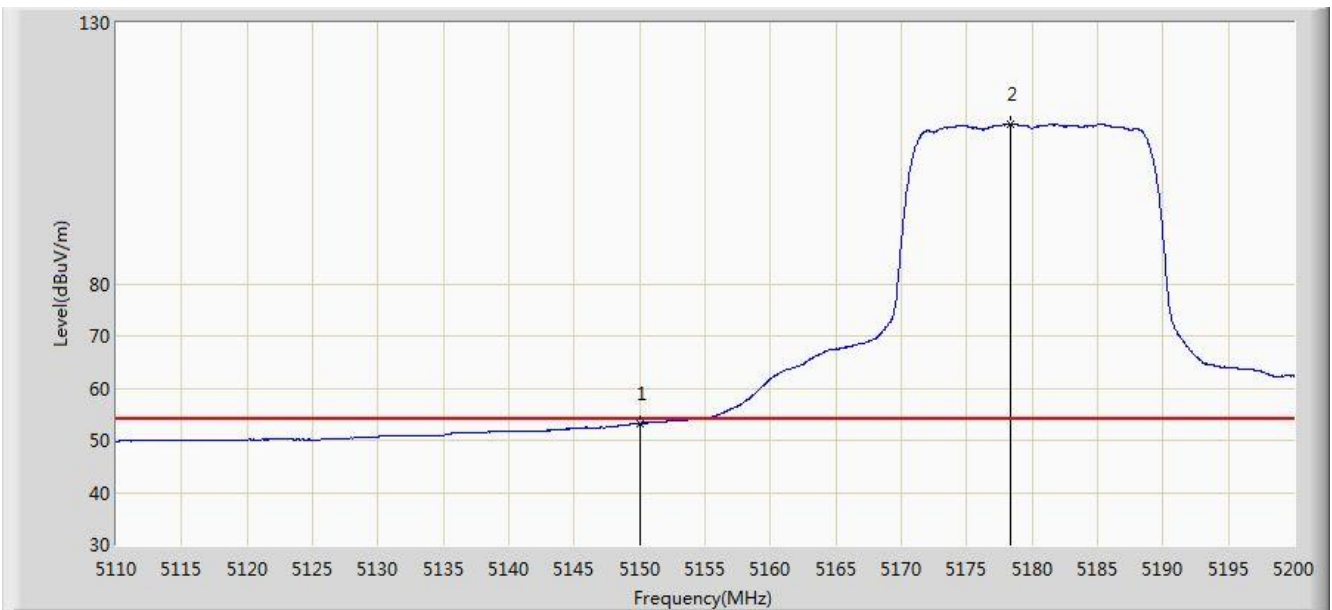


No	Flag	Mark	Frequency (MHz)	Measure Level (dBuV/m)	Reading Level (dBuV)	Margin (dB)	Limit (dBuV/m)	Factor (dB)	Type
1			5148.610	67.273	63.099	-6.727	74.000	4.174	PK
2			5150.000	65.441	61.272	-8.559	74.000	4.170	PK
3		*	5181.595	123.695	119.632	N/A	N/A	4.063	PK

Note: Measure Level (dB μ V/m) = Reading Level (dB μ V) + Factor (dB)

Factor (dB) = Cable Loss (dB) + Antenna Factor (dB) (dB/m) - Pre_Amplifier Gain (dB)

Site: AC1	Time: 2018/03/22 - 08:03
Limit: FCC_Part15.209_RE(3m)	Engineer: Kevin Ker
Probe: BBHA9120D_1GHz_18GHz	Polarity: Vertical
EUT: AC220m Wi-Fi module OD US (Wi-Fi Directional Antenna)	Power: AC 120V/60Hz
Test Mode: Transmit by 802.11ac-VHT20 at channel 5180MHz Ant 0 + 1 (CDD Mode)	

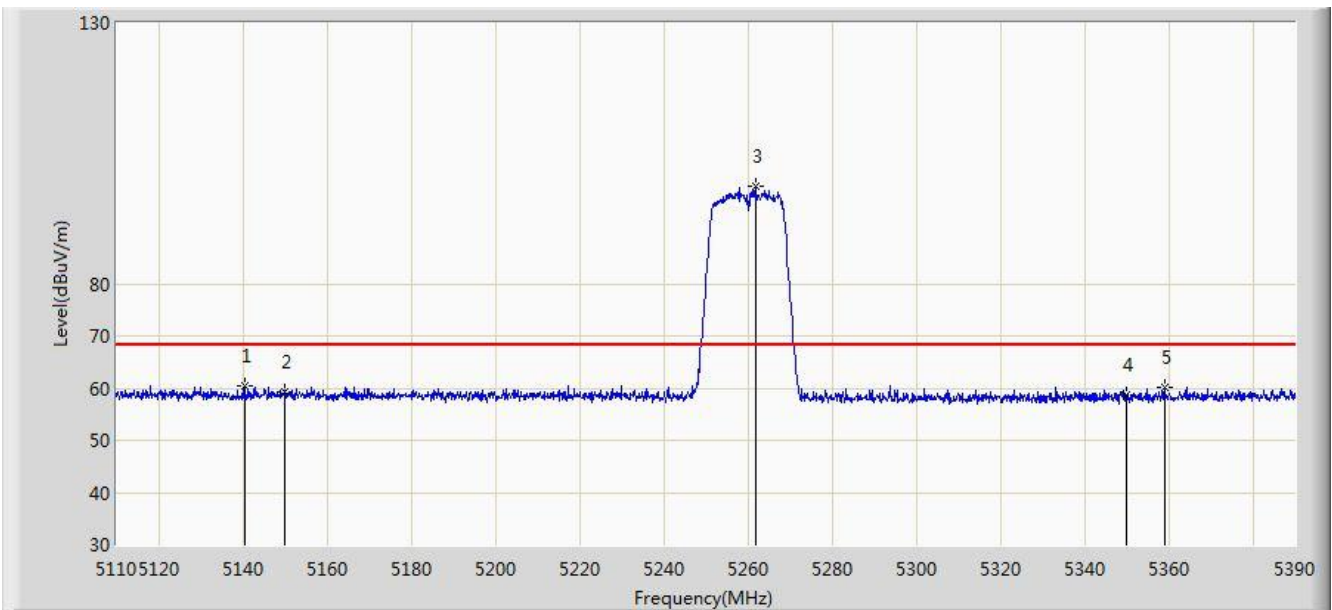


No	Flag	Mark	Frequency (MHz)	Measure Level (dBuV/m)	Reading Level (dBuV)	Margin (dB)	Limit (dBuV/m)	Factor (dB)	Type
1			5150.000	53.245	49.076	-0.755	54.000	4.170	AV
2	X	*	5178.355	110.599	106.524	N/A	N/A	4.074	AV

Note: Measure Level (dB μ V/m) = Reading Level (dB μ V) + Factor (dB)

Factor (dB) = Cable Loss (dB) + Antenna Factor (dB) (dB/m) - Pre_Amplifier Gain (dB)

Site: AC1	Time: 2018/04/10 - 03:47
Limit: FCC_Part15.209_RE(3m)	Engineer: Kevin Ker
Probe: BBHA9120D_1GHz_18GHz	Polarity: Horizontal
EUT: AC220m Wi-Fi module OD US (Wi-Fi Directional Antenna)	Power: AC 120V/60Hz
Test Mode: Transmit by 802.11ac-VHT20 at Channel 5260MHz Ant 0 + 1 (CDD Mode)	

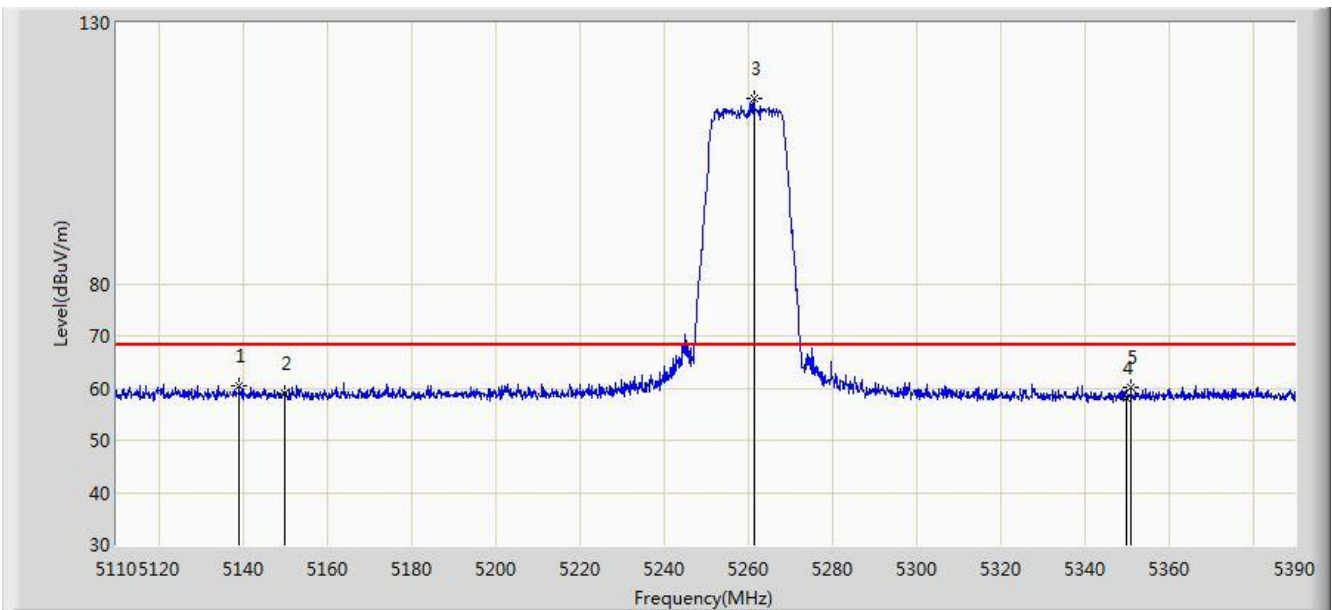


No	Flag	Mark	Frequency (MHz)	Measure Level (dBuV/m)	Reading Level (dBuV)	Margin (dB)	Limit (dBuV/m)	Factor (dB)	Type
1			5140.380	60.323	56.148	-7.877	68.200	4.176	PK
2			5150.000	59.377	55.208	-8.823	68.200	4.170	PK
3		*	5261.760	98.642	94.801	N/A	N/A	3.841	PK
4			5350.000	58.622	54.717	-9.578	68.200	3.904	PK
5			5359.060	60.162	56.241	-8.038	68.200	3.921	PK

Note: Measure Level (dB μ V/m) = Reading Level (dB μ V) + Factor (dB)

Factor (dB) = Cable Loss (dB) + Antenna Factor (dB) (dB/m) - Pre_Amplifier Gain (dB)

Site: AC1	Time: 2018/04/10 - 03:49
Limit: FCC_Part15.209_RE(3m)	Engineer: Kevin Ker
Probe: BBHA9120D_1GHz_18GHz	Polarity: Vertical
EUT: AC220m Wi-Fi module OD US (Wi-Fi Directional Antenna)	Power: AC 120V/60Hz
Test Mode: Transmit by 802.11ac-VHT20 at Channel 5260MHz Ant 0 + 1 (CDD Mode)	

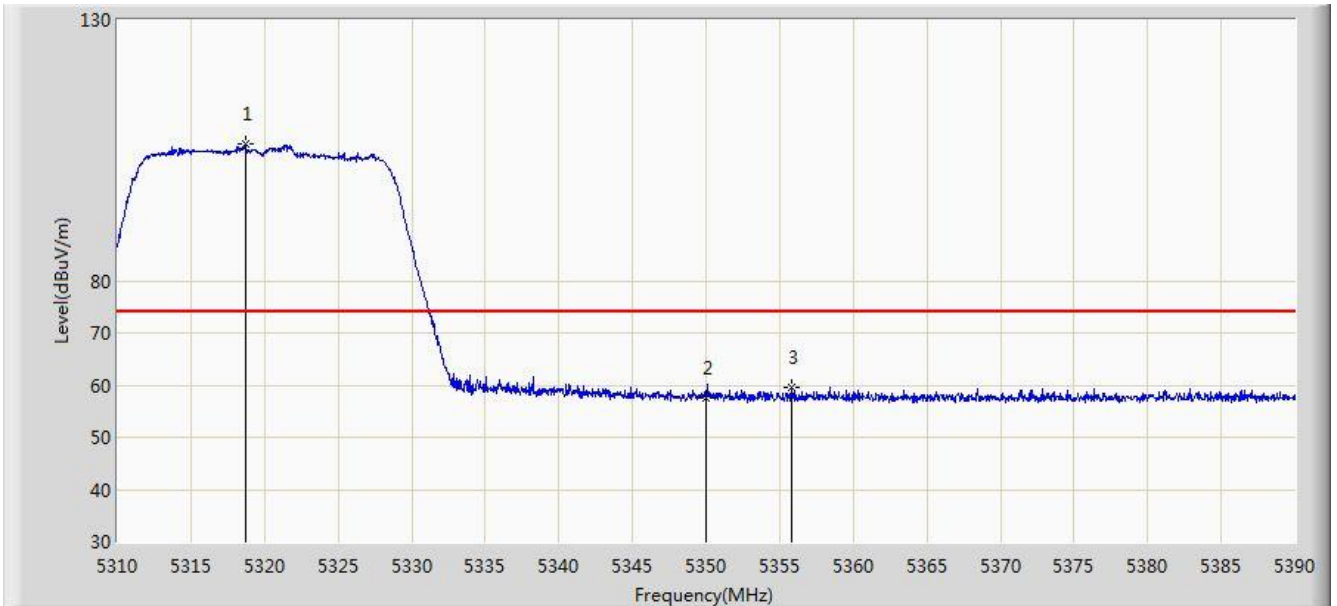


No	Flag	Mark	Frequency (MHz)	Measure Level (dBuV/m)	Reading Level (dBuV)	Margin (dB)	Limit (dBuV/m)	Factor (dB)	Type
1			5139.120	60.344	56.169	-7.856	68.200	4.176	PK
2			5150.000	59.012	54.843	-9.188	68.200	4.170	PK
3		*	5261.480	115.407	111.566	N/A	N/A	3.841	PK
4			5350.000	58.147	54.242	-10.053	68.200	3.904	PK
5			5351.080	60.176	56.269	-8.024	68.200	3.906	PK

Note: Measure Level (dB μ V/m) = Reading Level (dB μ V) + Factor (dB)

Factor (dB) = Cable Loss (dB) + Antenna Factor (dB) (dB/m) - Pre_Amplifier Gain (dB)

Site: AC1	Time: 2018/03/22 - 08:11
Limit: FCC_Part15.209_RE(3m)	Engineer: Kevin Ker
Probe: BBHA9120D_1GHz_18GHz	Polarity: Horizontal
EUT: AC220m Wi-Fi module OD US (Wi-Fi Directional Antenna)	Power: AC 120V/60Hz
Test Mode: Transmit by 802.11ac-VHT20 at channel 5320MHz Ant 0 + 1 (CDD Mode)	

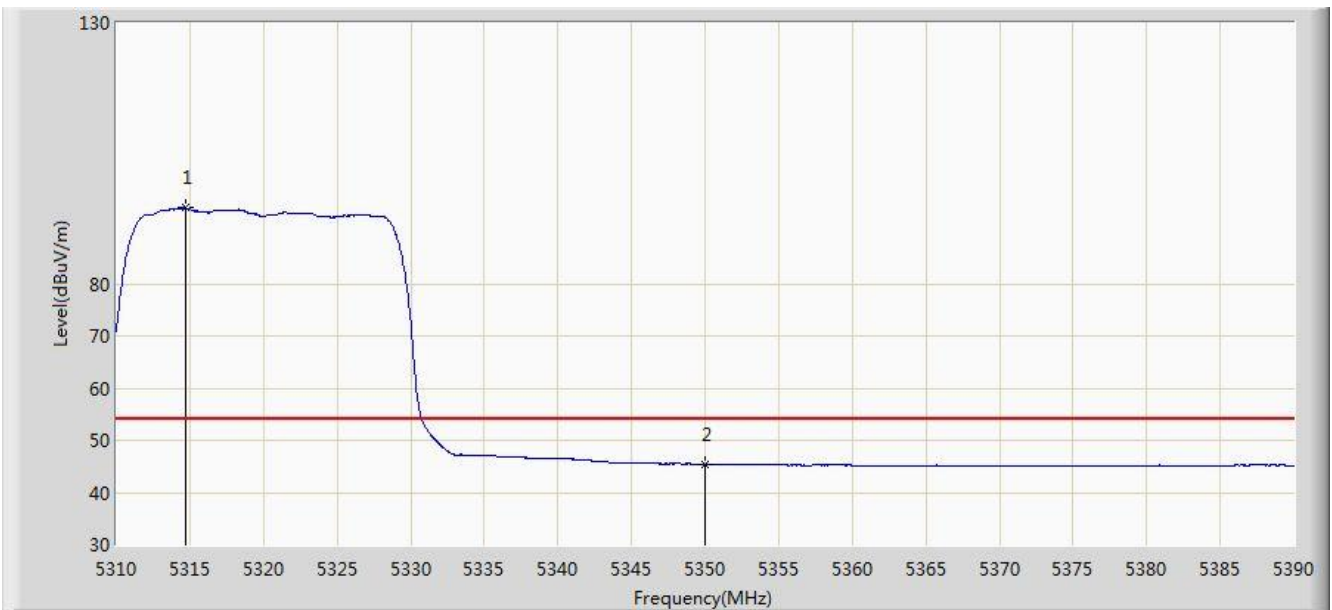


No	Flag	Mark	Frequency (MHz)	Measure Level (dBuV/m)	Reading Level (dBuV)	Margin (dB)	Limit (dBuV/m)	Factor (dB)	Type
1		*	5318.680	106.282	102.436	N/A	N/A	3.846	PK
2			5350.000	57.503	53.598	-16.497	74.000	3.904	PK
3			5355.800	59.662	55.747	-14.338	74.000	3.915	PK

Note: Measure Level (dB μ V/m) = Reading Level (dB μ V) + Factor (dB)

Factor (dB) = Cable Loss (dB) + Antenna Factor (dB) (dB/m) - Pre_Amplifier Gain (dB)

Site: AC1	Time: 2018/03/22 - 08:12
Limit: FCC_Part15.209_RE(3m)	Engineer: Kevin Ker
Probe: BBHA9120D_1GHz_18GHz	Polarity: Horizontal
EUT: AC220m Wi-Fi module OD US (Wi-Fi Directional Antenna)	Power: AC 120V/60Hz
Test Mode: Transmit by 802.11ac-VHT20 at channel 5320MHz Ant 0 + 1 (CDD Mode)	

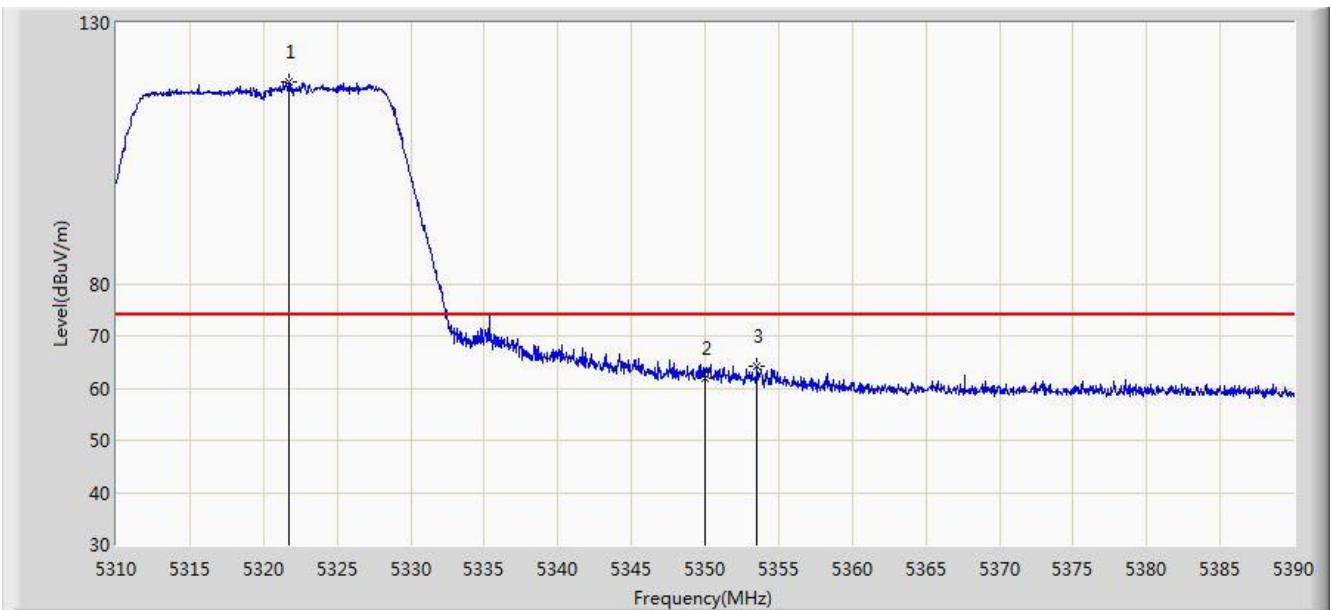


No	Flag	Mark	Frequency (MHz)	Measure Level (dBuV/m)	Reading Level (dBuV)	Margin (dB)	Limit (dBuV/m)	Factor (dB)	Type
1		*	5314.680	94.494	90.655	N/A	N/A	3.838	AV
2			5350.000	45.425	41.520	-8.575	54.000	3.904	AV

Note: Measure Level (dB μ V/m) = Reading Level (dB μ V) + Factor (dB)

Factor (dB) = Cable Loss (dB) + Antenna Factor (dB) (dB/m) - Pre_Amplifier Gain (dB)

Site: AC1	Time: 2018/03/22 - 08:14
Limit: FCC_Part15.209_RE(3m)	Engineer: Kevin Ker
Probe: BBHA9120D_1GHz_18GHz	Polarity: Vertical
EUT: AC220m Wi-Fi module OD US (Wi-Fi Directional Antenna)	Power: AC 120V/60Hz
Test Mode: Transmit by 802.11ac-VHT20 at channel 5320MHz Ant 0 + 1 (CDD Mode)	

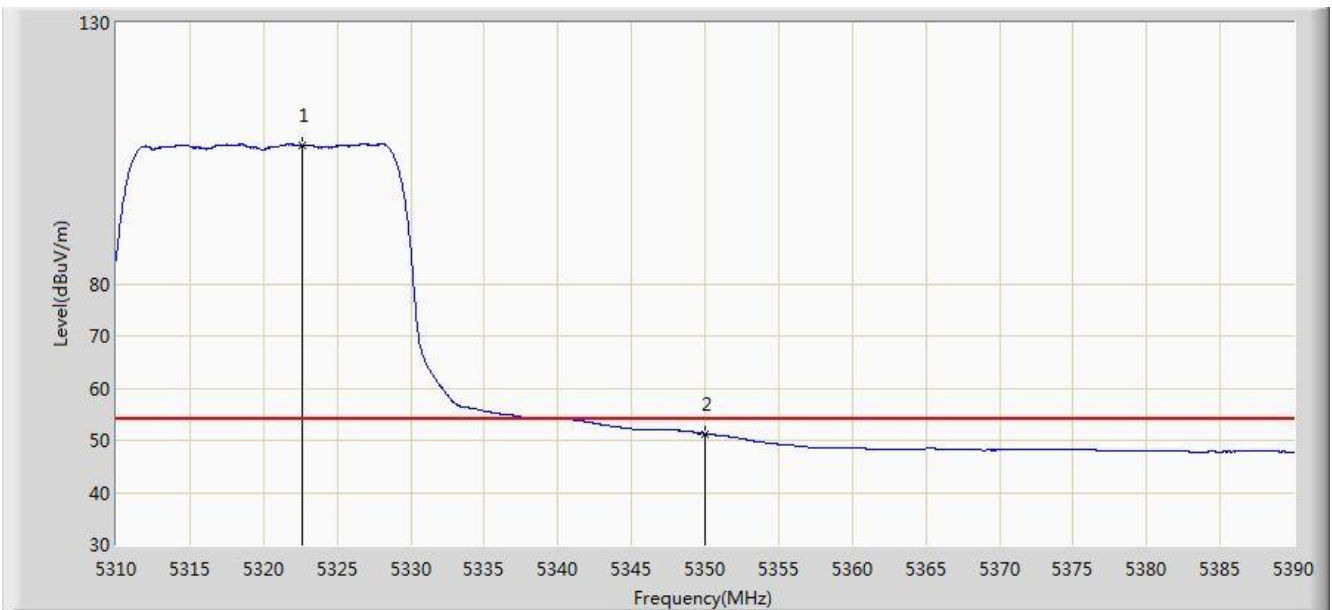


No	Flag	Mark	Frequency (MHz)	Measure Level (dBuV/m)	Reading Level (dBuV)	Margin (dB)	Limit (dBuV/m)	Factor (dB)	Type
1		*	5321.680	118.741	114.889	N/A	N/A	3.852	PK
2			5350.000	62.024	58.119	-11.976	74.000	3.904	PK
3			5353.520	64.319	60.408	-9.681	74.000	3.911	PK

Note: Measure Level (dB μ V/m) = Reading Level (dB μ V) + Factor (dB)

Factor (dB) = Cable Loss (dB) + Antenna Factor (dB) (dB/m) - Pre_Amplifier Gain (dB)

Site: AC1	Time: 2018/03/22 - 08:15
Limit: FCC_Part15.209_RE(3m)	Engineer: Kevin Ker
Probe: BBHA9120D_1GHz_18GHz	Polarity: Vertical
EUT: AC220m Wi-Fi module OD US (Wi-Fi Directional Antenna)	Power: AC 120V/60Hz
Test Mode: Transmit by 802.11ac-VHT20 at channel 5320MHz Ant 0 + 1 (CDD Mode)	

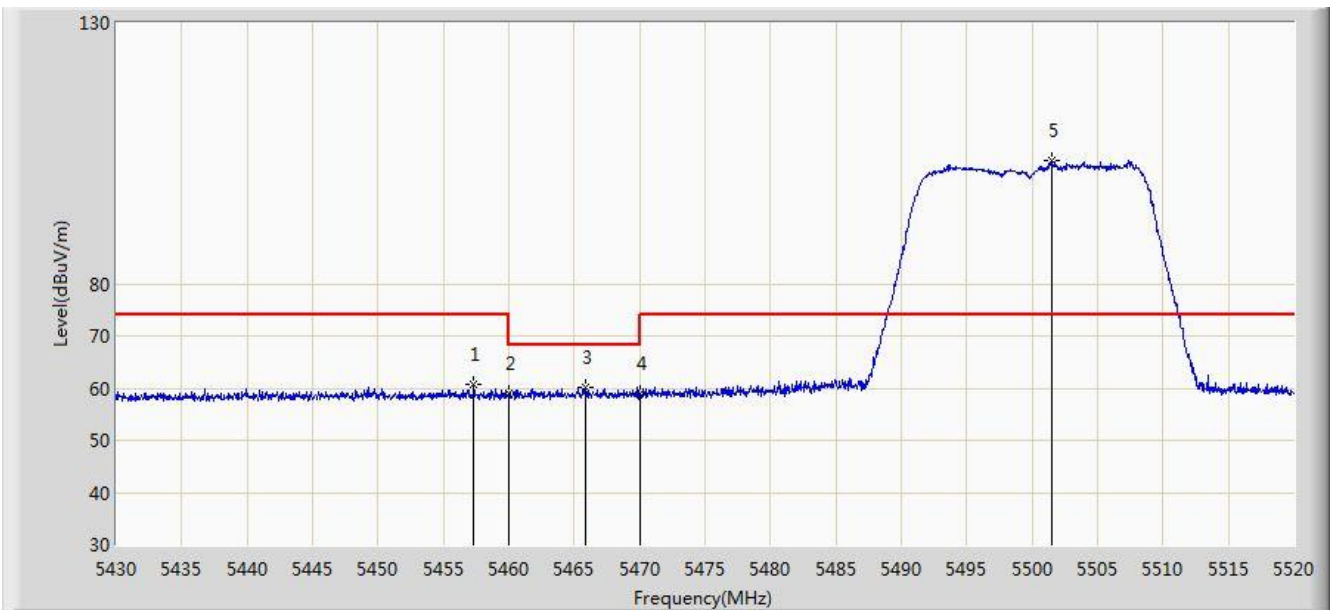


No	Flag	Mark	Frequency (MHz)	Measure Level (dBuV/m)	Reading Level (dBuV)	Margin (dB)	Limit (dBuV/m)	Factor (dB)	Type
1		*	5322.640	106.558	102.704	N/A	N/A	3.853	AV
2			5350.000	51.251	47.346	-2.749	54.000	3.904	AV

Note: Measure Level (dBuV/m) = Reading Level (dBuV) + Factor (dB)

Factor (dB) = Cable Loss (dB) + Antenna Factor (dB) (dB/m) - Pre_Amplifier Gain (dB)

Site: AC1	Time: 2018/03/22 - 08:17
Limit: FCC_Part15.209_RE(3m)	Engineer: Kevin Ker
Probe: BBHA9120D_1GHz_18GHz	Polarity: Horizontal
EUT: AC220m Wi-Fi module OD US (Wi-Fi Directional Antenna)	Power: AC 120V/60Hz
Test Mode: Transmit by 802.11ac-VHT20 at channel 5500MHz Ant 0 + 1 (CDD Mode)	

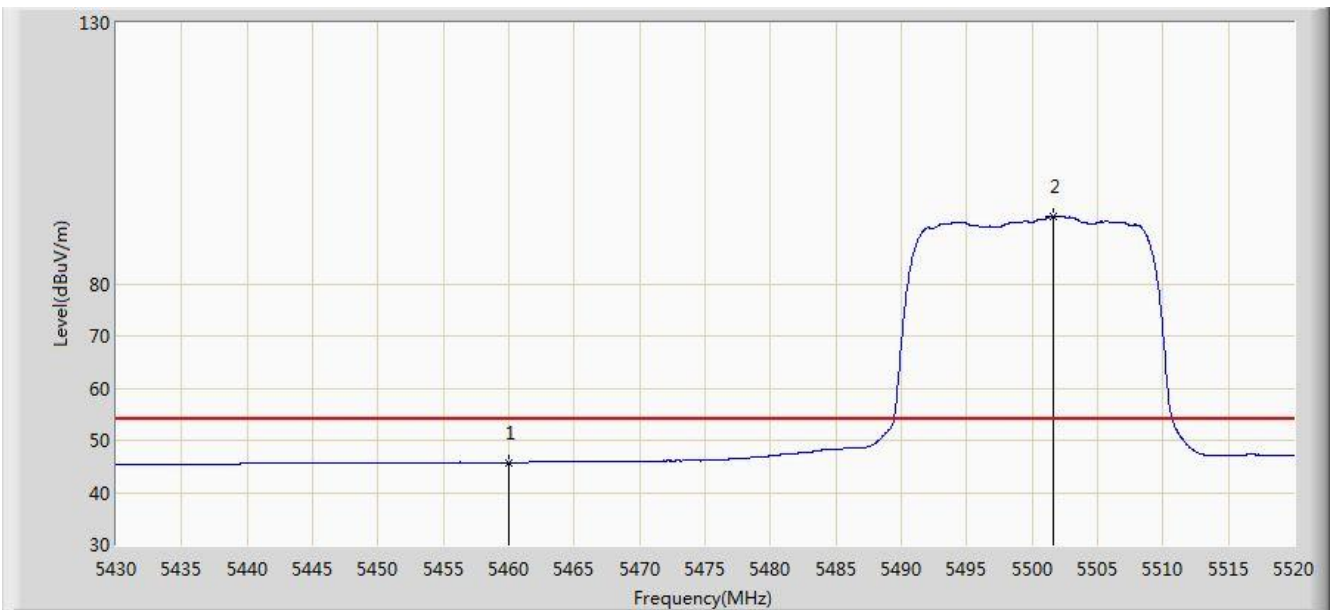


No	Flag	Mark	Frequency (MHz)	Measure Level (dBuV/m)	Reading Level (dBuV)	Margin (dB)	Limit (dBuV/m)	Factor (dB)	Type
1			5457.315	60.707	56.532	-13.293	74.000	4.175	PK
2			5460.000	58.844	54.664	-15.156	74.000	4.180	PK
3			5465.910	60.276	56.083	-7.924	68.200	4.193	PK
4			5470.000	58.933	54.731	-9.267	68.200	4.202	PK
5		*	5501.505	103.479	99.203	N/A	N/A	4.277	PK

Note: Measure Level (dB μ V/m) = Reading Level (dB μ V) + Factor (dB)

Factor (dB) = Cable Loss (dB) + Antenna Factor (dB) (dB/m) - Pre_Amplifier Gain (dB)

Site: AC1	Time: 2018/03/22 - 08:21
Limit: FCC_Part15.209_RE(3m)	Engineer: Kevin Ker
Probe: BBHA9120D_1GHz_18GHz	Polarity: Horizontal
EUT: AC220m Wi-Fi module OD US (Wi-Fi Directional Antenna)	Power: AC 120V/60Hz
Test Mode: Transmit by 802.11ac-VHT20 at channel 5500MHz Ant 0 + 1 (CDD Mode)	

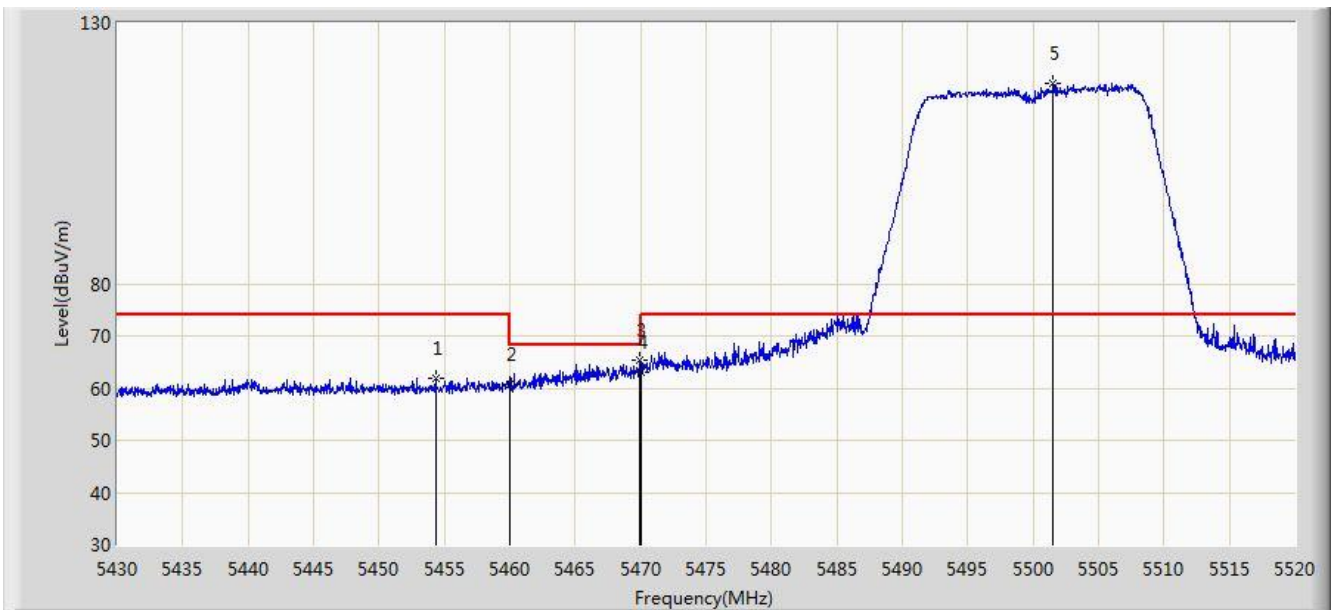


No	Flag	Mark	Frequency (MHz)	Measure Level (dBuV/m)	Reading Level (dBuV)	Margin (dB)	Limit (dBuV/m)	Factor (dB)	Type
1			5460.000	45.671	41.491	-8.329	54.000	4.180	AV
2		*	5501.595	92.903	88.626	N/A	N/A	4.277	AV

Note: Measure Level (dBuV/m) = Reading Level (dBuV) + Factor (dB)

Factor (dB) = Cable Loss (dB) + Antenna Factor (dB) (dB/m) - Pre_Amplifier Gain (dB)

Site: AC1	Time: 2018/03/22 - 08:23
Limit: FCC_Part15.209_RE(3m)	Engineer: Kevin Ker
Probe: BBHA9120D_1GHz_18GHz	Polarity: Vertical
EUT: AC220m Wi-Fi module OD US (Wi-Fi Directional Antenna)	Power: AC 120V/60Hz
Test Mode: Transmit by 802.11ac-VHT20 at channel 5500MHz Ant 0 + 1 (CDD Mode)	

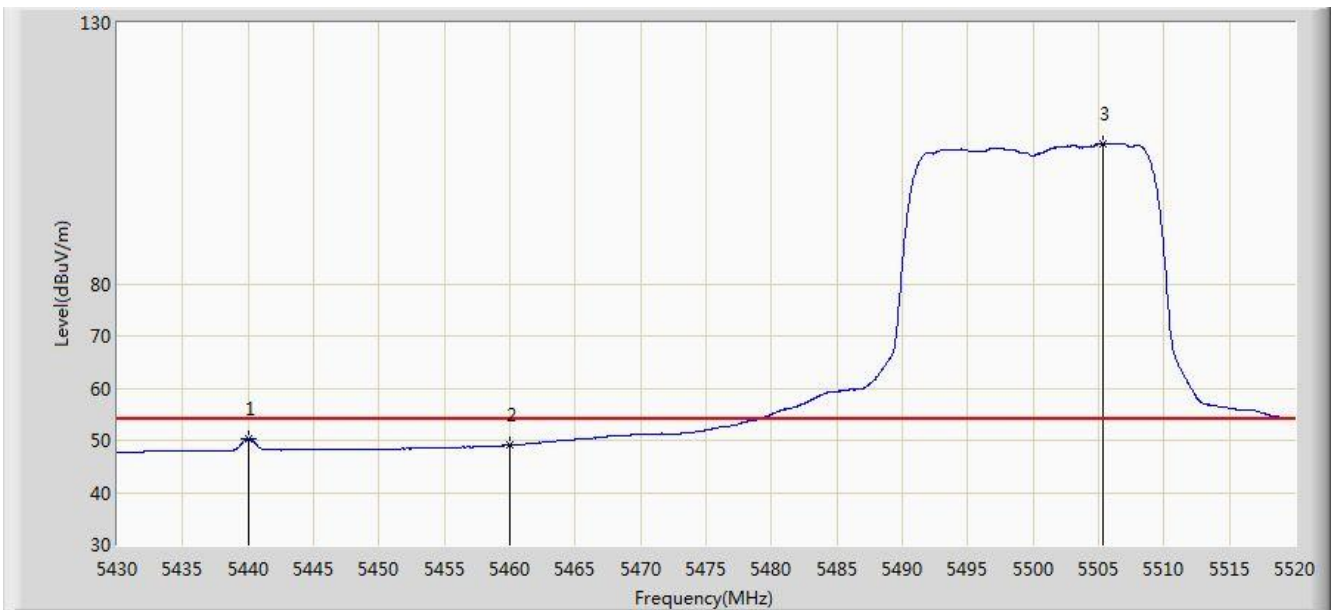


No	Flag	Mark	Frequency (MHz)	Measure Level (dBuV/m)	Reading Level (dBuV)	Margin (dB)	Limit (dBuV/m)	Factor (dB)	Type
1			5454.345	61.882	57.714	-12.118	74.000	4.168	PK
2			5460.000	60.763	56.583	-13.237	74.000	4.180	PK
3			5469.960	65.310	61.108	-2.890	68.200	4.202	PK
4			5470.000	63.108	58.906	-5.092	68.200	4.202	PK
5		*	5501.550	118.402	114.125	N/A	N/A	4.277	PK

Note: Measure Level (dB μ V/m) = Reading Level (dB μ V) + Factor (dB)

Factor (dB) = Cable Loss (dB) + Antenna Factor (dB) (dB/m) - Pre_Amplifier Gain (dB)

Site: AC1	Time: 2018/03/22 - 08:24
Limit: FCC_Part15.209_RE(3m)	Engineer: Kevin Ker
Probe: BBHA9120D_1GHz_18GHz	Polarity: Vertical
EUT: AC220m Wi-Fi module OD US (Wi-Fi Directional Antenna)	Power: AC 120V/60Hz
Test Mode: Transmit by 802.11ac-VHT20 at channel 5500MHz Ant 0 + 1 (CDD Mode)	

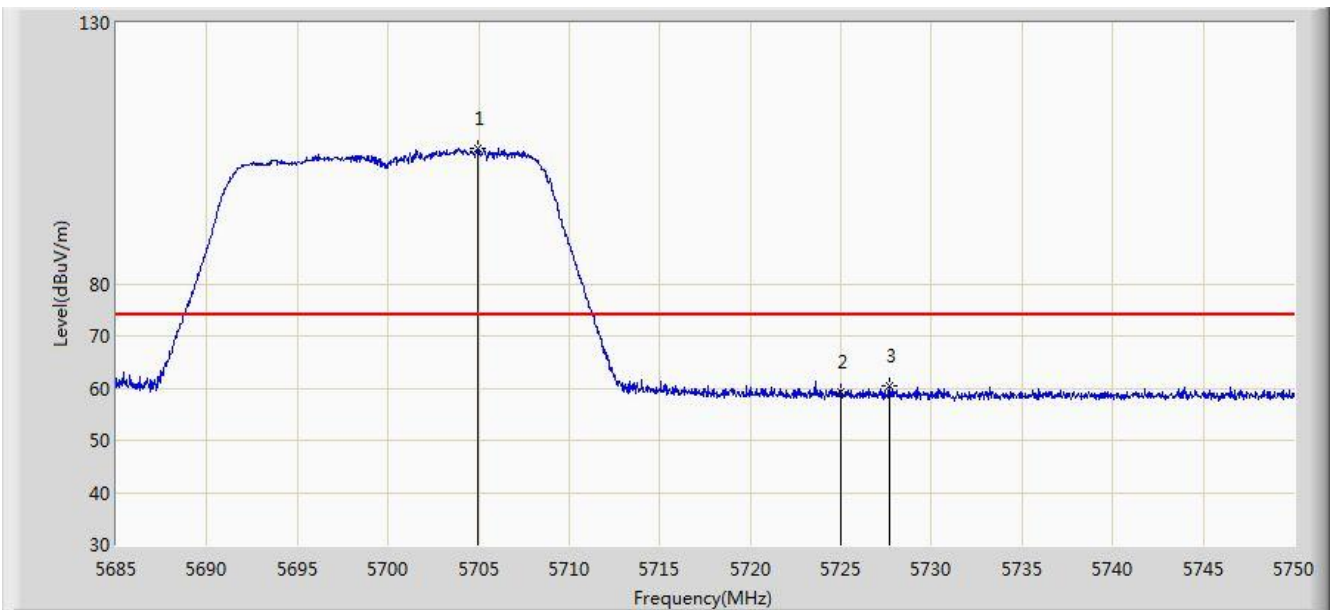


No	Flag	Mark	Frequency (MHz)	Measure Level (dBuV/m)	Reading Level (dBuV)	Margin (dB)	Limit (dBuV/m)	Factor (dB)	Type
1			5439.990	50.365	46.241	-3.635	54.000	4.124	AV
2			5460.000	49.028	44.848	-4.972	54.000	4.180	AV
3		*	5505.375	106.891	102.603	N/A	N/A	4.288	AV

Note: Measure Level (dB μ V/m) = Reading Level (dB μ V) + Factor (dB)

Factor (dB) = Cable Loss (dB) + Antenna Factor (dB) (dB/m) - Pre_Amplifier Gain (dB)

Site: AC1	Time: 2018/03/22 - 08:27
Limit: FCC_Part15.209_RE(3m)	Engineer: Kevin Ker
Probe: BBHA9120D_1GHz_18GHz	Polarity: Horizontal
EUT: AC220m Wi-Fi module OD US (Wi-Fi Directional Antenna)	Power: AC 120V/60Hz
Test Mode: Transmit by 802.11ac-VHT20 at channel 5700MHz Ant 0 + 1 (CDD Mode)	

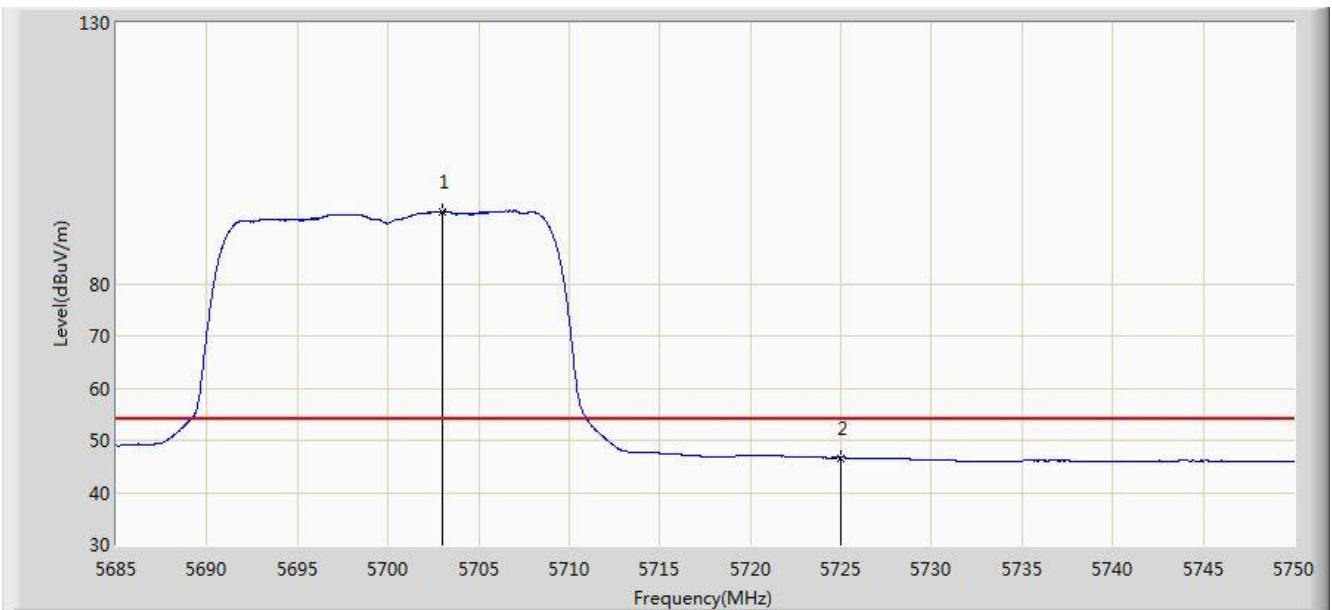


No	Flag	Mark	Frequency (MHz)	Measure Level (dBuV/m)	Reading Level (dBuV)	Margin (dB)	Limit (dBuV/m)	Factor (dB)	Type
1		*	5704.955	105.977	101.072	N/A	N/A	4.905	PK
2			5725.000	59.392	54.363	-14.608	74.000	5.029	PK
3			5727.672	60.322	55.276	-13.678	74.000	5.046	PK

Note: Measure Level (dB μ V/m) = Reading Level (dB μ V) + Factor (dB)

Factor (dB) = Cable Loss (dB) + Antenna Factor (dB) (dB/m) - Pre_Amplifier Gain (dB)

Site: AC1	Time: 2018/03/22 - 08:30
Limit: FCC_Part15.209_RE(3m)	Engineer: Kevin Ker
Probe: BBHA9120D_1GHz_18GHz	Polarity: Horizontal
EUT: AC220m Wi-Fi module OD US (Wi-Fi Directional Antenna)	Power: AC 120V/60Hz
Test Mode: Transmit by 802.11ac-VHT20 at channel 5700MHz Ant 0 + 1 (CDD Mode)	

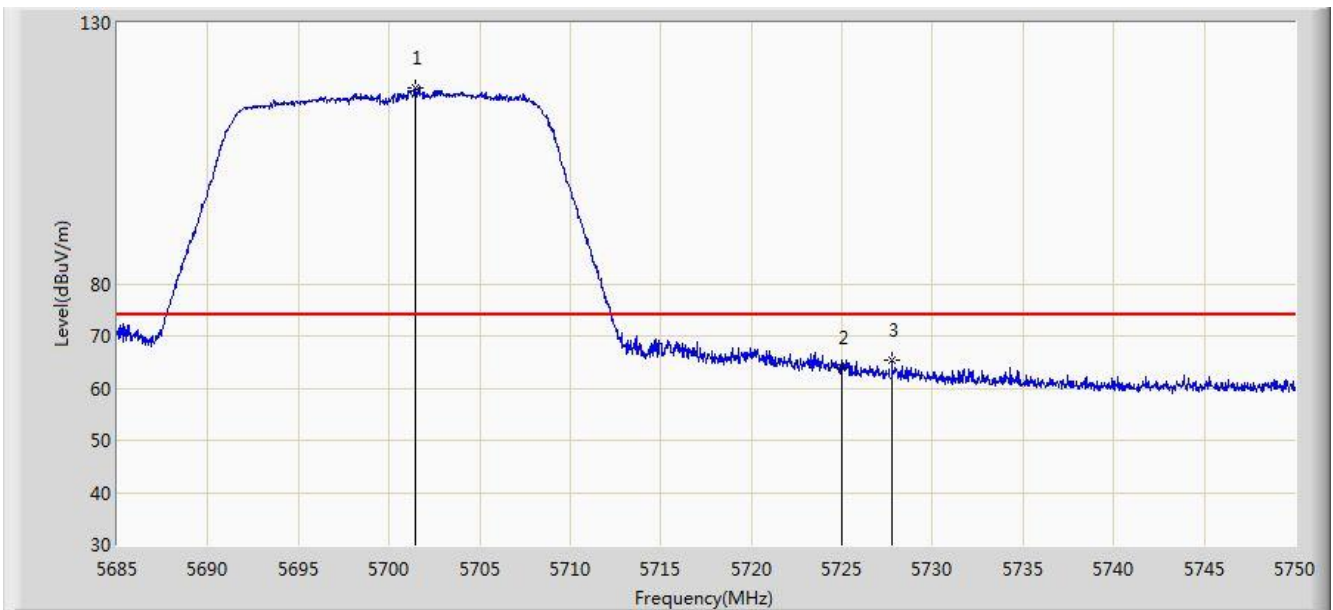


No	Flag	Mark	Frequency (MHz)	Measure Level (dBuV/m)	Reading Level (dBuV)	Margin (dB)	Limit (dBuV/m)	Factor (dB)	Type
1		*	5702.973	93.860	88.966	N/A	N/A	4.893	AV
2			5725.000	46.666	41.637	-7.334	54.000	5.029	AV

Note: Measure Level (dB μ V/m) = Reading Level (dB μ V) + Factor (dB)

Factor (dB) = Cable Loss (dB) + Antenna Factor (dB) (dB/m) - Pre_Amplifier Gain (dB)

Site: AC1	Time: 2018/03/22 - 08:32
Limit: FCC_Part15.209_RE(3m)	Engineer: Kevin Ker
Probe: BBHA9120D_1GHz_18GHz	Polarity: Vertical
EUT: AC220m Wi-Fi module OD US (Wi-Fi Directional Antenna)	Power: AC 120V/60Hz
Test Mode: Transmit by 802.11ac-VHT20 at channel 5700MHz Ant 0 + 1 (CDD Mode)	

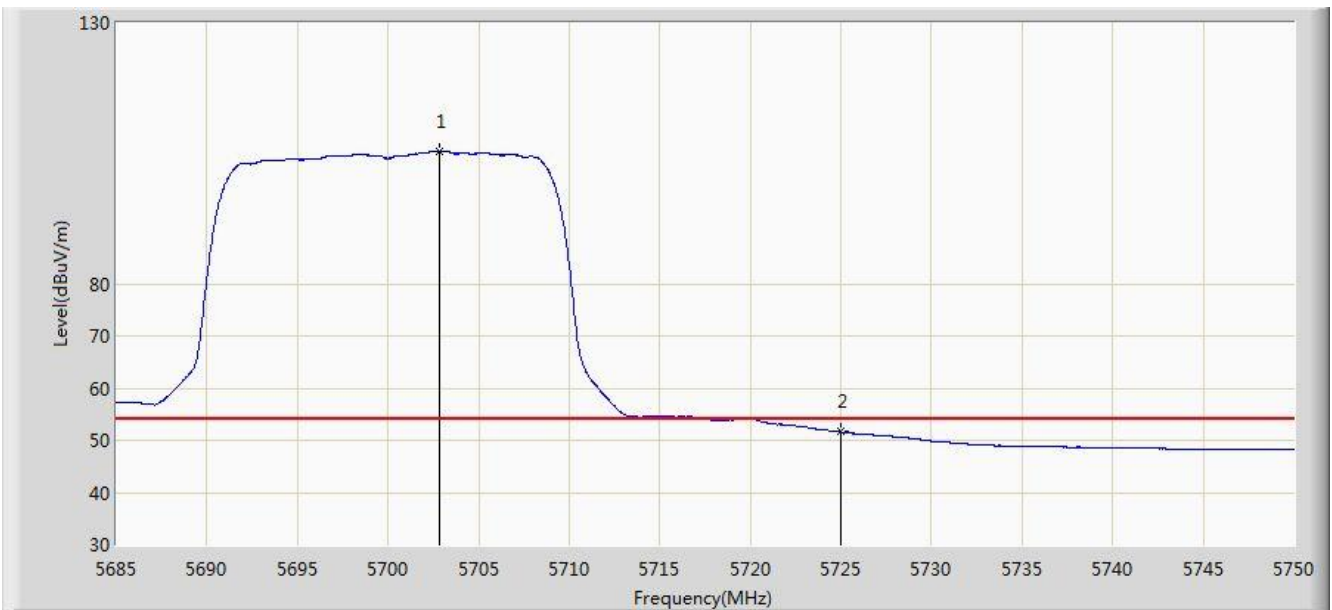


No	Flag	Mark	Frequency (MHz)	Measure Level (dBuV/m)	Reading Level (dBuV)	Margin (dB)	Limit (dBuV/m)	Factor (dB)	Type
1		*	5701.445	117.571	112.685	N/A	N/A	4.886	PK
2			5725.000	63.808	58.779	-10.192	74.000	5.029	PK
3			5727.770	65.267	60.220	-8.733	74.000	5.047	PK

Note: Measure Level (dBuV/m) = Reading Level (dBuV) + Factor (dB)

Factor (dB) = Cable Loss (dB) + Antenna Factor (dB) (dB/m) - Pre_Amplifier Gain (dB)

Site: AC1	Time: 2018/03/22 - 08:34
Limit: FCC_Part15.209_RE(3m)	Engineer: Kevin Ker
Probe: BBHA9120D_1GHz_18GHz	Polarity: Vertical
EUT: AC220m Wi-Fi module OD US (Wi-Fi Directional Antenna)	Power: AC 120V/60Hz
Test Mode: Transmit by 802.11ac-VHT20 at channel 5700MHz Ant 0 + 1 (CDD Mode)	

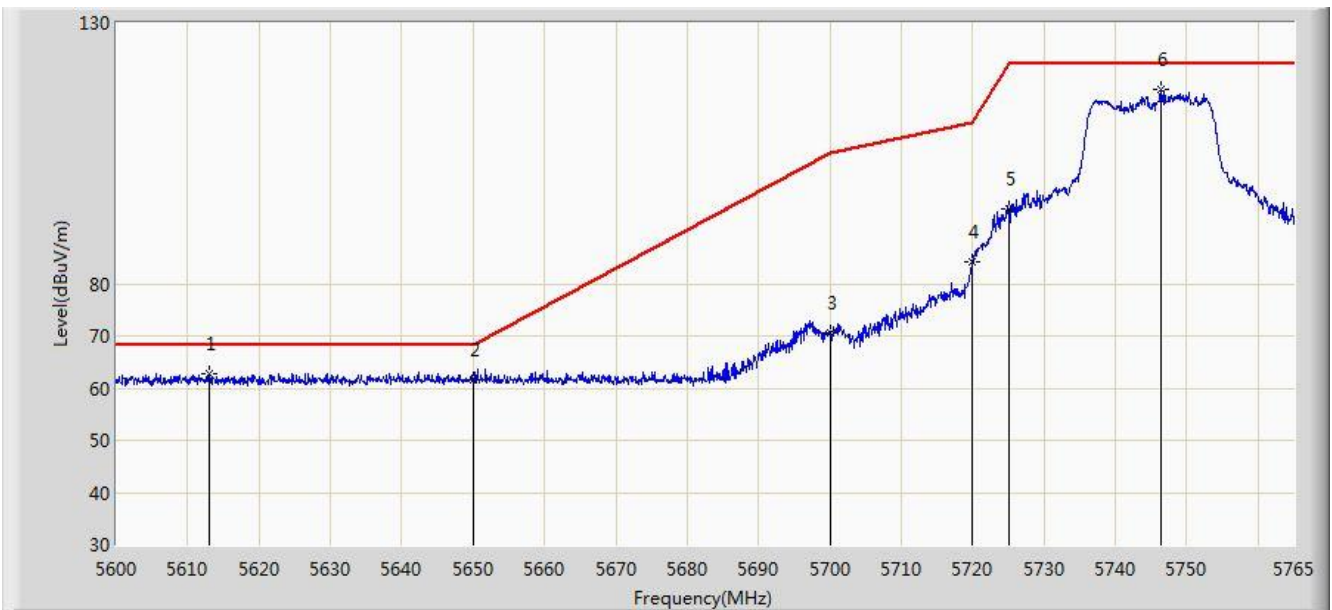


No	Flag	Mark	Frequency (MHz)	Measure Level (dBuV/m)	Reading Level (dBuV)	Margin (dB)	Limit (dBuV/m)	Factor (dB)	Type
1		*	5702.842	105.387	100.494	N/A	N/A	4.893	AV
2			5725.000	51.595	46.566	-2.405	54.000	5.029	AV

Note: Measure Level (dB μ V/m) = Reading Level (dB μ V) + Factor (dB)

Factor (dB) = Cable Loss (dB) + Antenna Factor (dB) (dB/m) - Pre_Amplifier Gain (dB)

Site: AC1	Time: 2018/03/22 - 08:36
Limit: FCC_Part15.407_RE(3m)	Engineer: Kevin Ker
Probe: BBHA9120D_1GHz_18GHz	Polarity: Horizontal
EUT: AC220m Wi-Fi module OD US (Wi-Fi Directional Antenna)	Power: AC 120V/60Hz
Test Mode: Transmit by 802.11ac-VHT20 at channel 5745MHz Ant 0 + 1 (CDD Mode)	

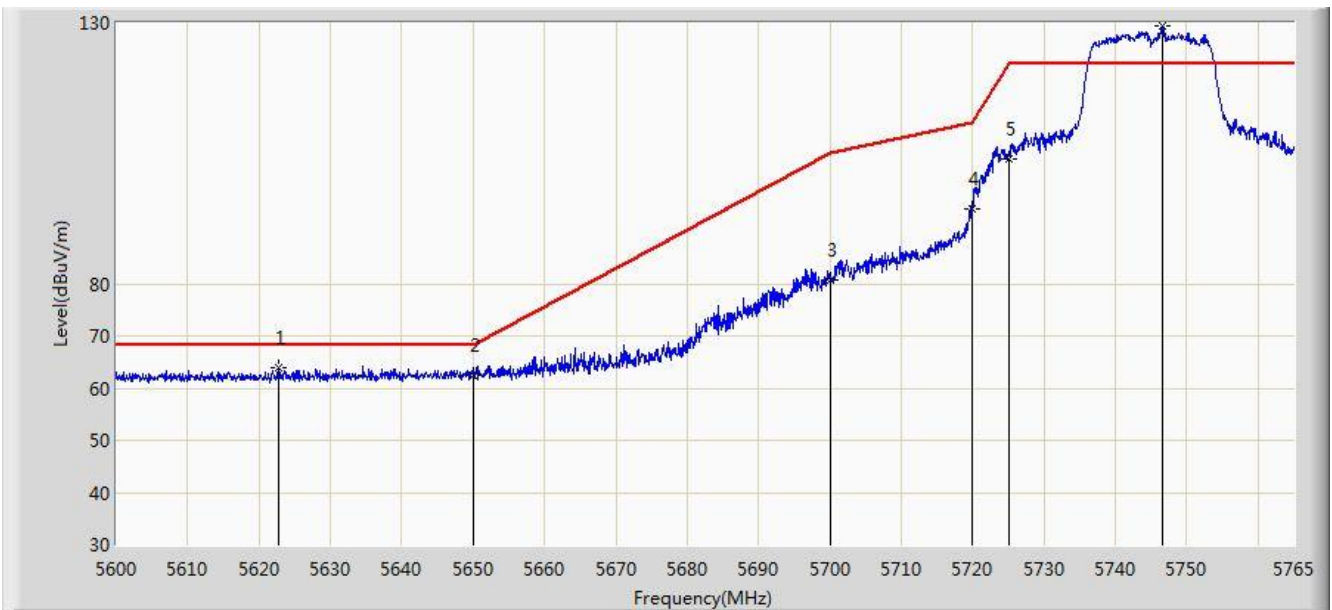


No	Flag	Mark	Frequency (MHz)	Measure Level (dBuV/m)	Reading Level (dBuV)	Margin (dB)	Limit (dBuV/m)	Factor (dB)	Type
1			5612.953	62.789	58.229	-5.411	68.200	4.560	PK
2			5650.000	61.542	56.871	-6.658	68.200	4.671	PK
3			5700.000	70.665	65.787	-34.535	105.200	4.878	PK
4			5720.000	84.250	79.253	-26.550	110.800	4.997	PK
5			5725.000	94.379	89.350	-27.821	122.200	5.029	PK
6		*	5746.355	117.178	112.015	N/A	N/A	5.163	PK

Note: Measure Level (dB μ V/m) = Reading Level (dB μ V) + Factor (dB)

Factor (dB) = Cable Loss (dB) + Antenna Factor (dB) (dB/m) - Pre_Amplifier Gain (dB)

Site: AC1	Time: 2018/03/22 - 08:38
Limit: FCC_Part15.407_RE(3m)	Engineer: Kevin Ker
Probe: BBHA9120D_1GHz_18GHz	Polarity: Vertical
EUT: AC220m Wi-Fi module OD US (Wi-Fi Directional Antenna)	Power: AC 120V/60Hz
Test Mode: Transmit by 802.11ac-VHT20 at channel 5745MHz Ant 0 + 1 (CDD Mode)	

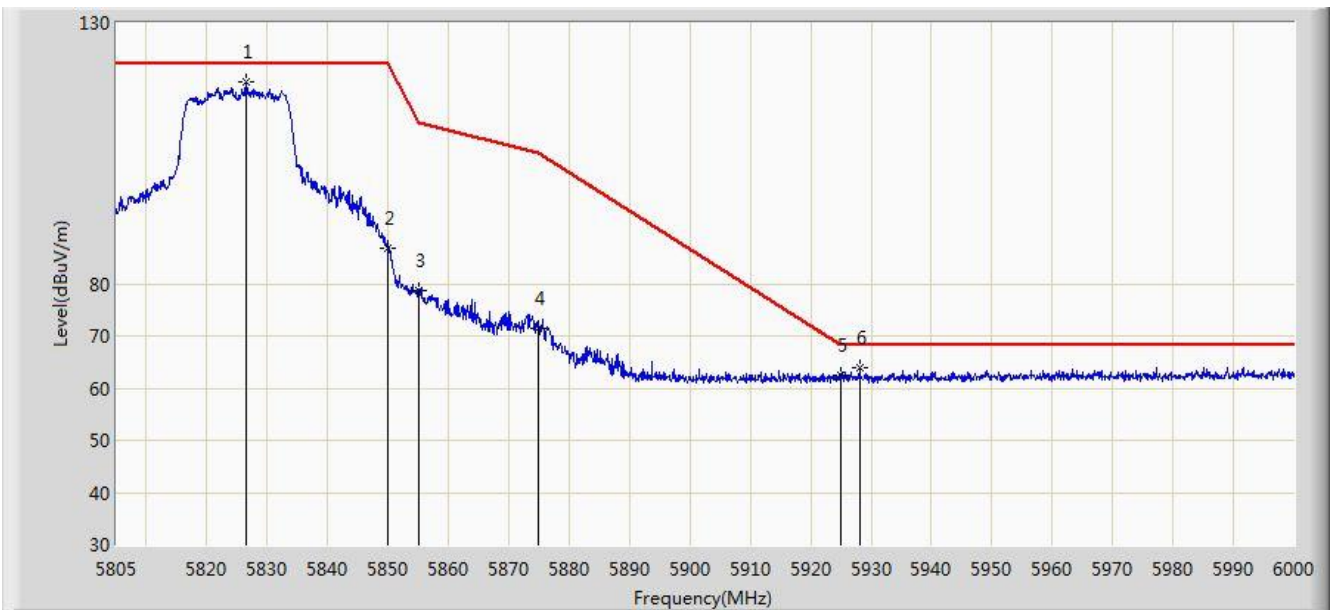


No	Flag	Mark	Frequency (MHz)	Measure Level (dBuV/m)	Reading Level (dBuV)	Margin (dB)	Limit (dBuV/m)	Factor (dB)	Type
1			5622.687	64.039	59.451	-4.161	68.200	4.589	PK
2			5650.000	62.361	57.690	-5.839	68.200	4.671	PK
3			5700.000	80.866	75.988	-24.334	105.200	4.878	PK
4			5720.000	94.362	89.365	-16.438	110.800	4.997	PK
5			5725.000	103.912	98.883	-18.288	122.200	5.029	PK
6		*	5746.520	129.320	124.156	N/A	N/A	5.163	PK

Note: Measure Level (dB μ V/m) = Reading Level (dB μ V) + Factor (dB)

Factor (dB) = Cable Loss (dB) + Antenna Factor (dB) (dB/m) - Pre_Amplifier Gain (dB)

Site: AC1	Time: 2018/03/22 - 08:39
Limit: FCC_Part15.407_RE(3m)	Engineer: Kevin Ker
Probe: BBHA9120D_1GHz_18GHz	Polarity: Horizontal
EUT: AC220m Wi-Fi module OD US (Wi-Fi Directional Antenna)	Power: AC 120V/60Hz
Test Mode: Transmit by 802.11ac-VHT20 at channel 5825MHz Ant 0 + 1 (CDD Mode)	

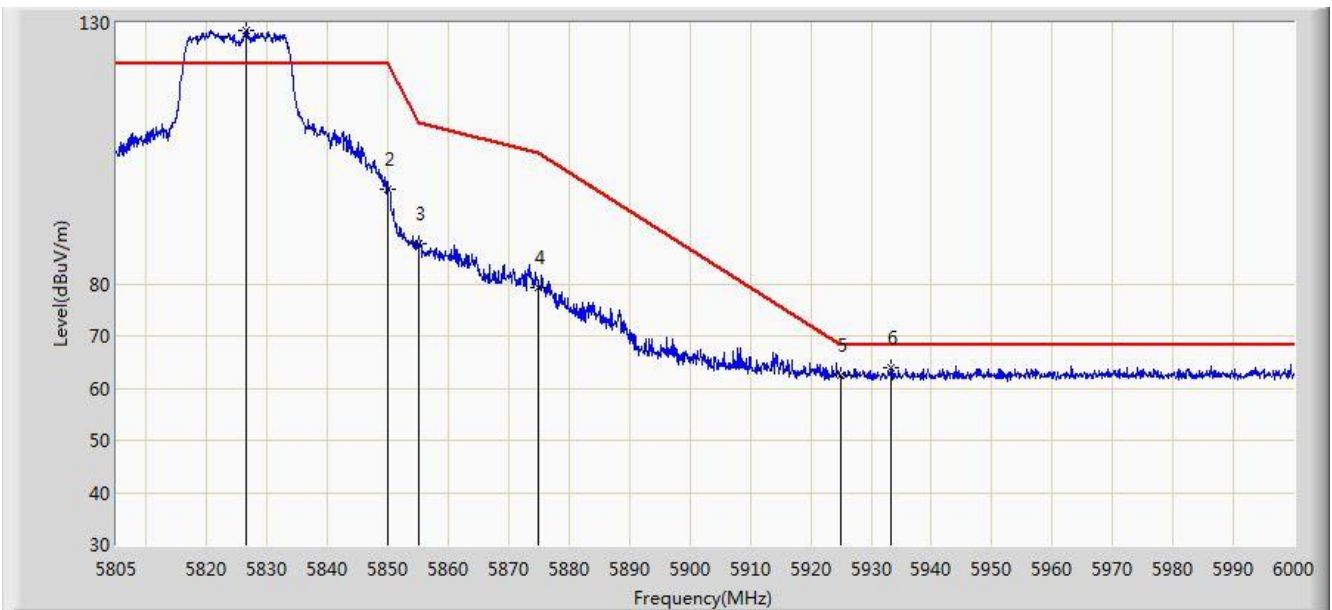


No	Flag	Mark	Frequency (MHz)	Measure Level (dBuV/m)	Reading Level (dBuV)	Margin (dB)	Limit (dBuV/m)	Factor (dB)	Type
1		*	5826.450	118.722	113.126	N/A	N/A	5.596	PK
2			5850.000	86.687	80.961	-35.513	122.200	5.726	PK
3			5855.000	78.675	72.929	-32.125	110.800	5.746	PK
4			5875.000	71.563	65.743	-33.637	105.200	5.820	PK
5			5925.000	62.385	56.419	-5.815	68.200	5.967	PK
6			5928.045	64.024	58.050	-4.176	68.200	5.974	PK

Note: Measure Level (dB μ V/m) = Reading Level (dB μ V) + Factor (dB)

Factor (dB) = Cable Loss (dB) + Antenna Factor (dB) (dB/m) - Pre_Amplifier Gain (dB)

Site: AC1	Time: 2018/03/22 - 08:41
Limit: FCC_Part15.407_RE(3m)	Engineer: Kevin Ker
Probe: BBHA9120D_1GHz_18GHz	Polarity: Vertical
EUT: AC220m Wi-Fi module OD US (Wi-Fi Directional Antenna)	Power: AC 120V/60Hz
Test Mode: Transmit by 802.11ac-VHT20 at channel 5825MHz Ant 0 + 1 (CDD Mode)	

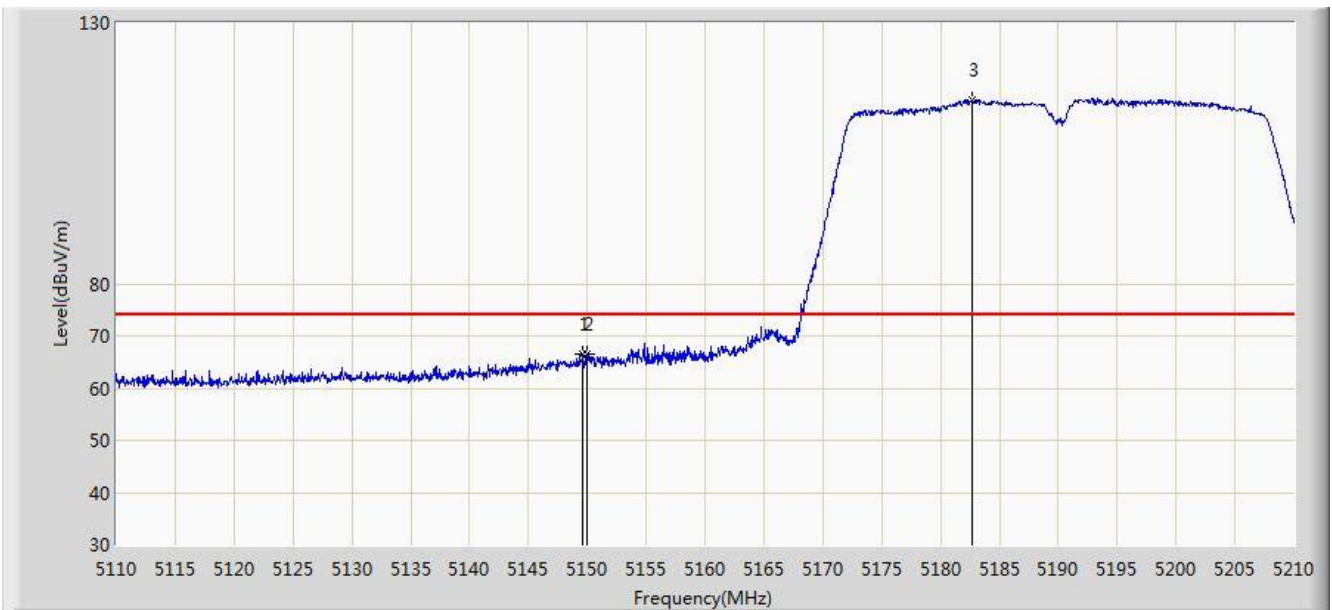


No	Flag	Mark	Frequency (MHz)	Measure Level (dBuV/m)	Reading Level (dBuV)	Margin (dB)	Limit (dBuV/m)	Factor (dB)	Type
1		*	5826.547	128.636	123.039	N/A	N/A	5.596	PK
2			5850.000	98.185	92.459	-24.015	122.200	5.726	PK
3			5855.000	87.544	81.798	-23.256	110.800	5.746	PK
4			5875.000	79.411	73.591	-25.789	105.200	5.820	PK
5			5925.000	62.493	56.527	-5.707	68.200	5.967	PK
6			5933.212	64.038	58.051	-4.162	68.200	5.987	PK

Note: Measure Level (dB μ V/m) = Reading Level (dB μ V) + Factor (dB)

Factor (dB) = Cable Loss (dB) + Antenna Factor (dB) (dB/m) - Pre_Amplifier Gain (dB)

Site: AC1	Time: 2018/03/22 - 15:09
Limit: FCC_Part15.209_RE(3m)	Engineer: Kevin Ker
Probe: BBHA9120D_1GHz_18GHz	Polarity: Vertical
EUT: AC220m Wi-Fi module OD US (Wi-Fi Directional Antenna)	Power: AC 120V/60Hz
Test Mode: Transmit by 802.11ac-VHT40 at channel 5190MHz Ant 0 + 1 (CDD Mode)	

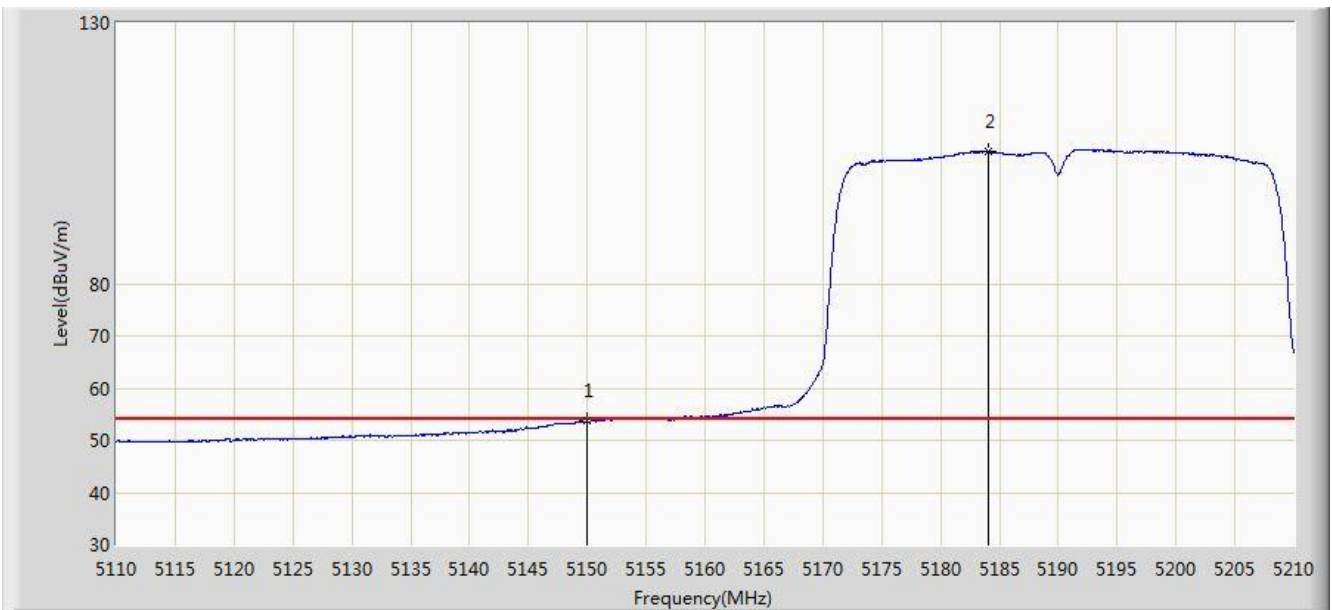


No	Flag	Mark	Frequency (MHz)	Measure Level (dBuV/m)	Reading Level (dBuV)	Margin (dB)	Limit (dBuV/m)	Factor (dB)	Type
1			5149.600	66.527	62.356	-7.473	74.000	4.170	PK
2			5150.000	66.491	62.322	-7.509	74.000	4.170	PK
3		*	5182.650	115.215	111.156	N/A	N/A	4.060	PK

Note: Measure Level (dB μ V/m) = Reading Level (dB μ V) + Factor (dB)

Factor (dB) = Cable Loss (dB) + Antenna Factor (dB) (dB/m) - Pre_Amplifier Gain (dB)

Site: AC1	Time: 2018/03/22 - 15:05
Limit: FCC_Part15.209_RE(3m)	Engineer: Kevin Ker
Probe: BBHA9120D_1GHz_18GHz	Polarity: Vertical
EUT: AC220m Wi-Fi module OD US (Wi-Fi Directional Antenna)	Power: AC 120V/60Hz
Test Mode: Transmit by 802.11ac-VHT40 at channel 5190MHz Ant 0 + 1 (CDD Mode)	

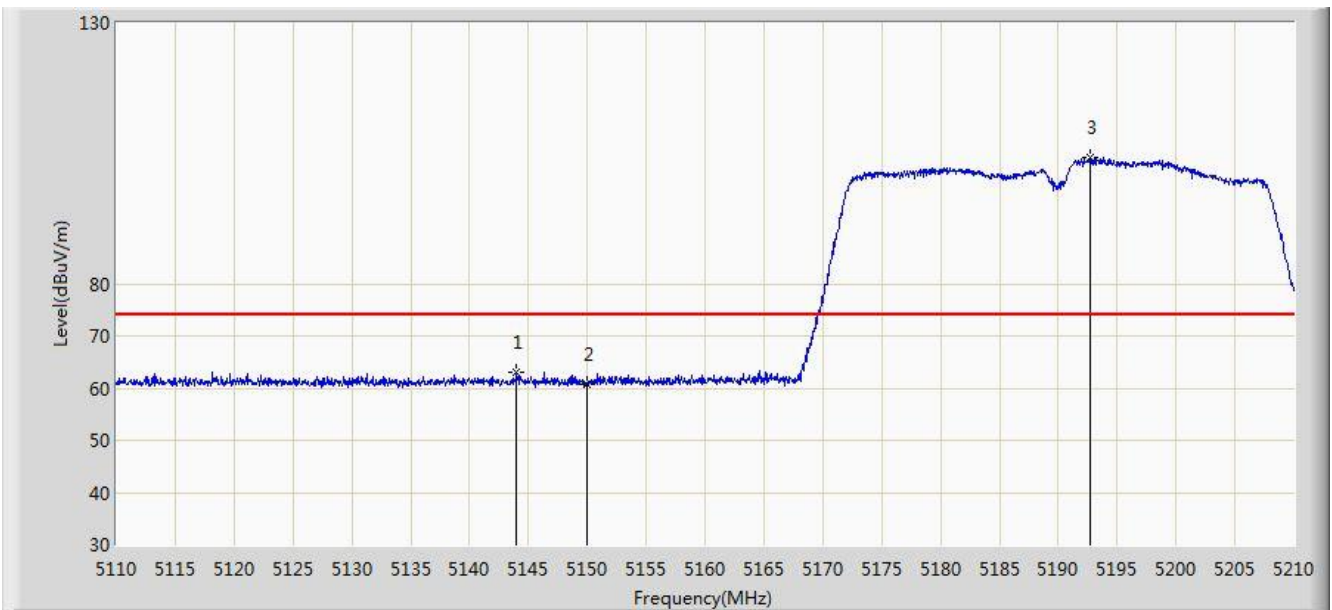


No	Flag	Mark	Frequency (MHz)	Measure Level (dBuV/m)	Reading Level (dBuV)	Margin (dB)	Limit (dBuV/m)	Factor (dB)	Type
1			5150.000	53.626	49.457	-0.374	54.000	4.170	AV
2		*	5184.000	105.438	101.383	N/A	N/A	4.055	AV

Note: Measure Level (dB μ V/m) = Reading Level (dB μ V) + Factor (dB)

Factor (dB) = Cable Loss (dB) + Antenna Factor (dB) (dB/m) - Pre_Amplifier Gain (dB)

Site: AC1	Time: 2018/03/22 - 15:10
Limit: FCC_Part15.209_RE(3m)	Engineer: Kevin Ker
Probe: BBHA9120D_1GHz_18GHz	Polarity: Horizontal
EUT: AC220m Wi-Fi module OD US (Wi-Fi Directional Antenna)	Power: AC 120V/60Hz
Test Mode: Transmit by 802.11ac-VHT40 at channel 5190MHz Ant 0 + 1 (CDD Mode)	

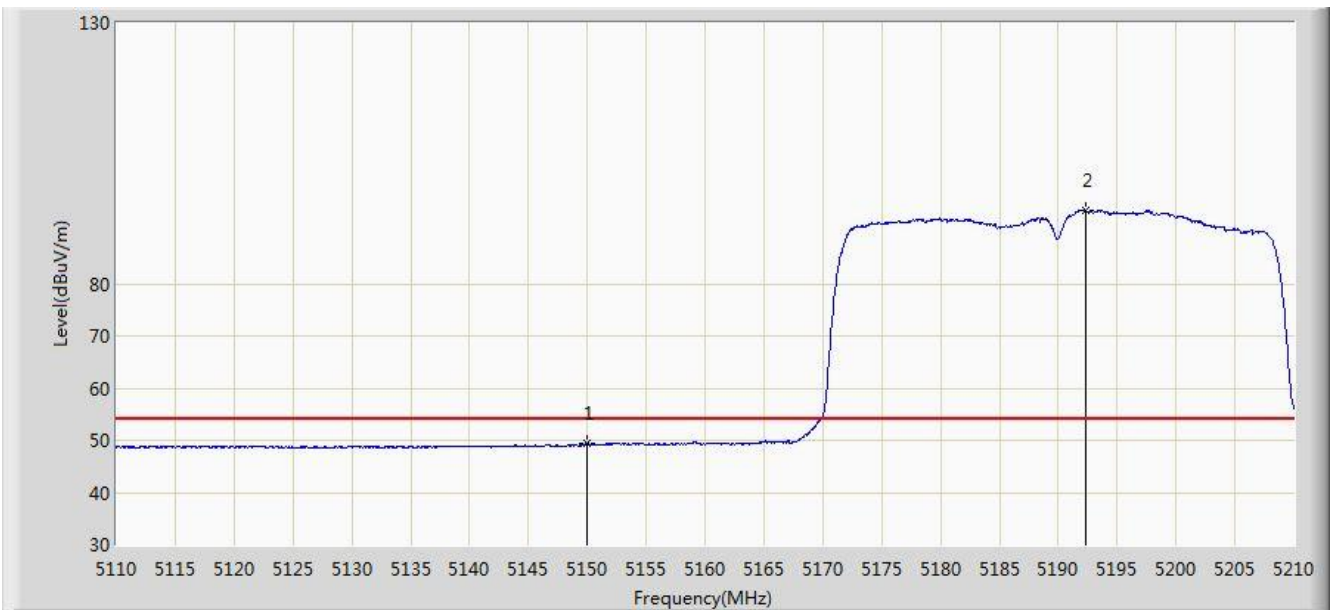


No	Flag	Mark	Frequency (MHz)	Measure Level (dBuV/m)	Reading Level (dBuV)	Margin (dB)	Limit (dBuV/m)	Factor (dB)	Type
1			5143.950	62.965	58.789	-11.035	74.000	4.176	PK
2			5150.000	60.735	56.566	-13.265	74.000	4.170	PK
3		*	5192.700	104.145	100.121	N/A	N/A	4.023	PK

Note: Measure Level (dB μ V/m) = Reading Level (dB μ V) + Factor (dB)

Factor (dB) = Cable Loss (dB) + Antenna Factor (dB) (dB/m) - Pre_Amplifier Gain (dB)

Site: AC1	Time: 2018/03/22 - 15:11
Limit: FCC_Part15.209_RE(3m)	Engineer: Kevin Ker
Probe: BBHA9120D_1GHz_18GHz	Polarity: Horizontal
EUT: AC220m Wi-Fi module OD US (Wi-Fi Directional Antenna)	Power: AC 120V/60Hz
Test Mode: Transmit by 802.11ac-VHT40 at channel 5190MHz Ant 0 + 1 (CDD Mode)	

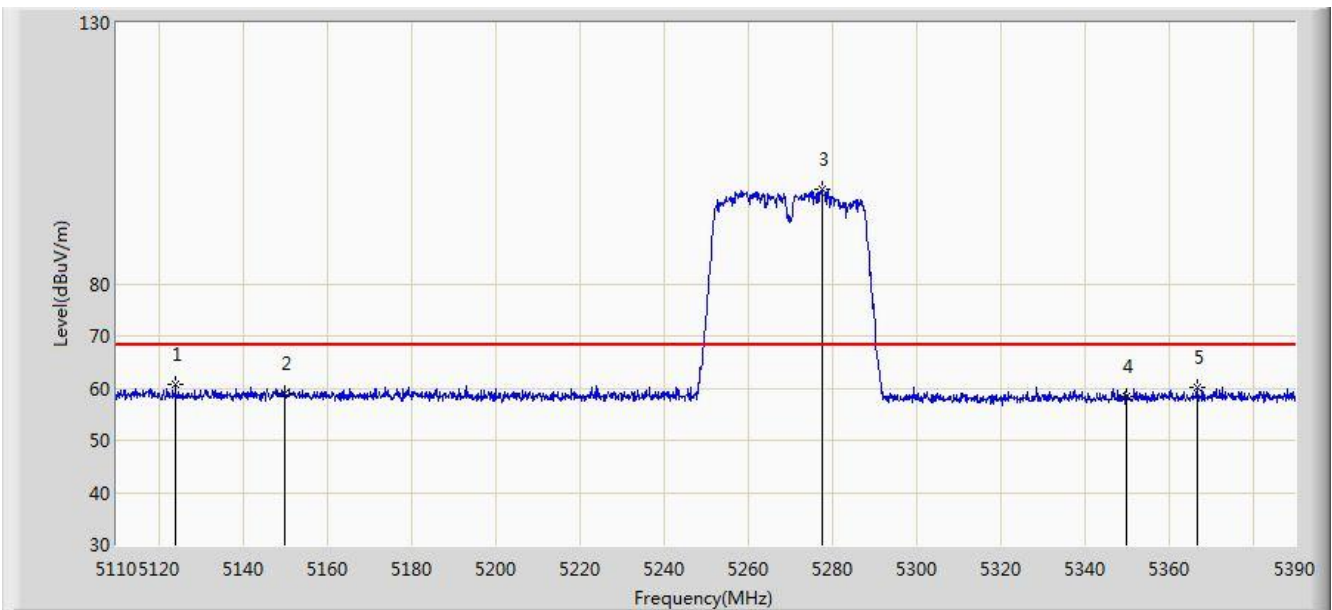


No	Flag	Mark	Frequency (MHz)	Measure Level (dBuV/m)	Reading Level (dBuV)	Margin (dB)	Limit (dBuV/m)	Factor (dB)	Type
1			5150.000	49.370	45.201	-4.630	54.000	4.170	AV
2		*	5192.350	94.191	90.166	N/A	N/A	4.025	AV

Note: Measure Level (dB μ V/m) = Reading Level (dB μ V) + Factor (dB)

Factor (dB) = Cable Loss (dB) + Antenna Factor (dB) (dB/m) - Pre_Amplifier Gain (dB)

Site: AC1	Time: 2018/04/10 - 03:50
Limit: FCC_Part15.209_RE(3m)	Engineer: Kevin Ker
Probe: BBHA9120D_1GHz_18GHz	Polarity: Horizontal
EUT: AC220m Wi-Fi module OD US (Wi-Fi Directional Antenna)	Power: AC 120V/60Hz
Test Mode: Transmit by 802.11ac-VHT40 at Channel 5270MHz Ant 0 + 1 (CDD Mode)	

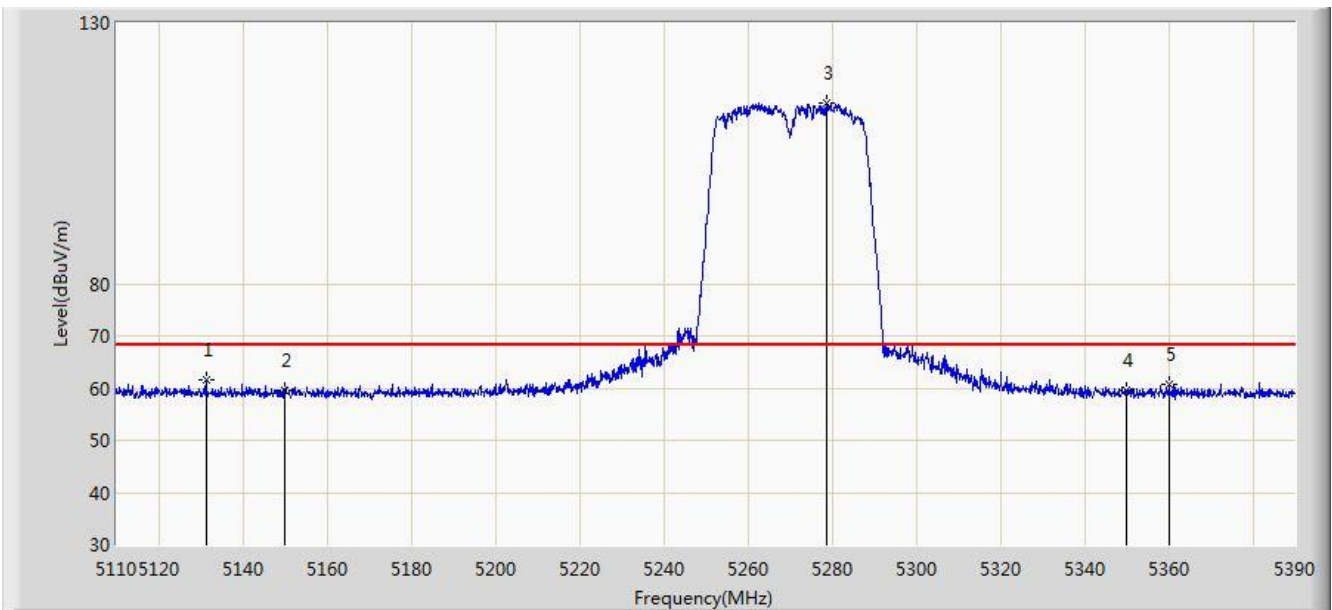


No	Flag	Mark	Frequency (MHz)	Measure Level (dBuV/m)	Reading Level (dBuV)	Margin (dB)	Limit (dBuV/m)	Factor (dB)	Type
1			5124.000	60.621	56.446	-7.579	68.200	4.175	PK
2			5150.000	58.920	54.751	-9.280	68.200	4.170	PK
3		*	5277.720	97.992	94.163	N/A	N/A	3.829	PK
4			5350.000	58.514	54.609	-9.686	68.200	3.904	PK
5			5366.760	60.011	56.076	-8.189	68.200	3.935	PK

Note: Measure Level (dB μ V/m) = Reading Level (dB μ V) + Factor (dB)

Factor (dB) = Cable Loss (dB) + Antenna Factor (dB) (dB/m) - Pre_Amplifier Gain (dB)

Site: AC1	Time: 2018/04/10 - 03:51
Limit: FCC_Part15.209_RE(3m)	Engineer: Kevin Ker
Probe: BBHA9120D_1GHz_18GHz	Polarity: Vertical
EUT: AC220m Wi-Fi module OD US (Wi-Fi Directional Antenna)	Power: AC 120V/60Hz
Test Mode: Transmit by 802.11ac-VHT40 at Channel 5270MHz Ant 0 + 1 (CDD Mode)	

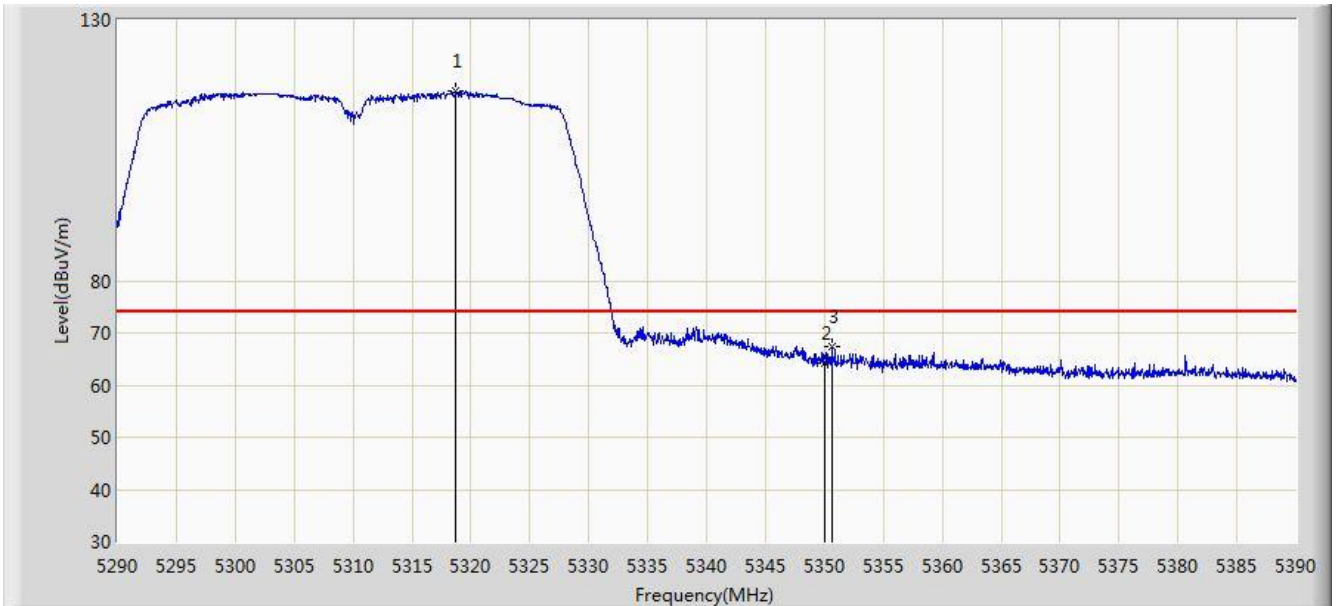


No	Flag	Mark	Frequency (MHz)	Measure Level (dBuV/m)	Reading Level (dBuV)	Margin (dB)	Limit (dBuV/m)	Factor (dB)	Type
1			5131.280	61.731	57.556	-6.469	68.200	4.175	PK
2			5150.000	59.554	55.385	-8.646	68.200	4.170	PK
3		*	5278.840	114.678	110.850	N/A	N/A	3.827	PK
4			5350.000	59.499	55.594	-8.701	68.200	3.904	PK
5			5360.180	60.775	56.852	-7.425	68.200	3.923	PK

Note: Measure Level (dB μ V/m) = Reading Level (dB μ V) + Factor (dB)

Factor (dB) = Cable Loss (dB) + Antenna Factor (dB) (dB/m) - Pre_Amplifier Gain (dB)

Site: AC1	Time: 2018/03/22 - 15:17
Limit: FCC_Part15.209_RE(3m)	Engineer: Kevin Ker
Probe: BBHA9120D_1GHz_18GHz	Polarity: Vertical
EUT: AC220m Wi-Fi module OD US (Wi-Fi Directional Antenna)	Power: AC 120V/60Hz
Test Mode: Transmit by 802.11ac-VHT40 at channel 5310MHz Ant 0 + 1 (CDD Mode)	

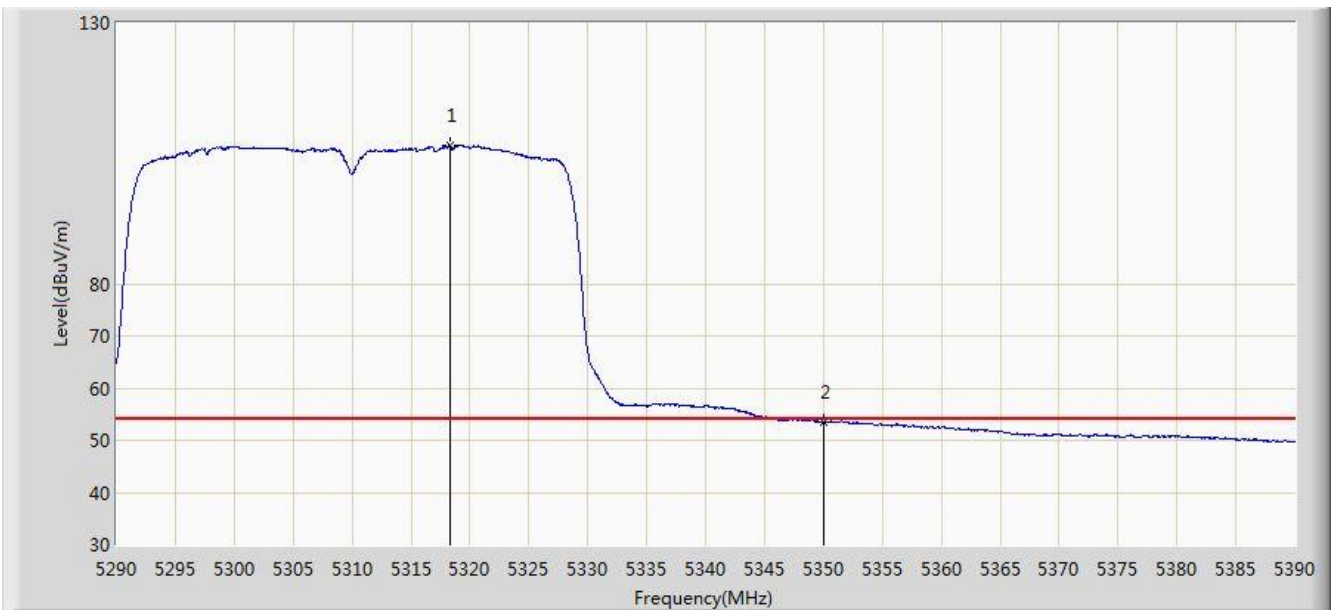


No	Flag	Mark	Frequency (MHz)	Measure Level (dBuV/m)	Reading Level (dBuV)	Margin (dB)	Limit (dBuV/m)	Factor (dB)	Type
1		*	5318.750	116.332	112.486	N/A	N/A	3.846	PK
2			5350.000	64.182	60.277	-9.818	74.000	3.904	PK
3			5350.650	67.339	63.433	-6.661	74.000	3.906	PK

Note: Measure Level (dB μ V/m) = Reading Level (dB μ V) + Factor (dB)

Factor (dB) = Cable Loss (dB) + Antenna Factor (dB) (dB/m) - Pre_Amplifier Gain (dB)

Site: AC1	Time: 2018/03/22 - 15:16
Limit: FCC_Part15.209_RE(3m)	Engineer: Kevin Ker
Probe: BBHA9120D_1GHz_18GHz	Polarity: Vertical
EUT: AC220m Wi-Fi module OD US (Wi-Fi Directional Antenna)	Power: AC 120V/60Hz
Test Mode: Transmit by 802.11ac-VHT40 at channel 5310MHz Ant 0 + 1 (CDD Mode)	

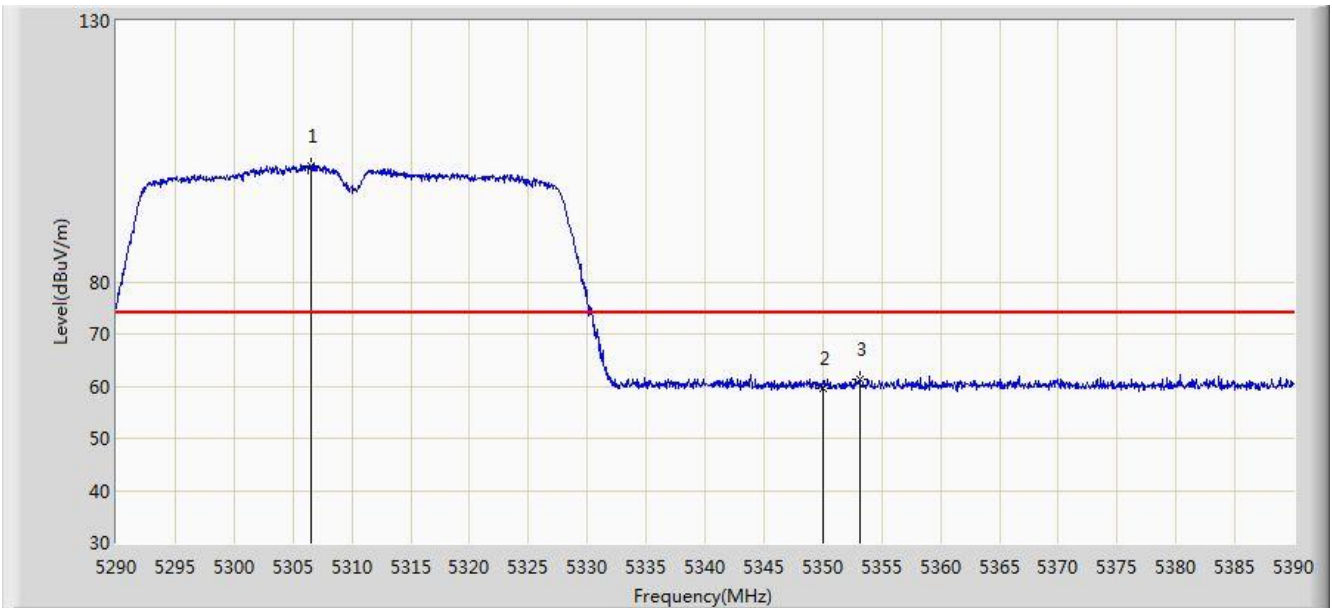


No	Flag	Mark	Frequency (MHz)	Measure Level (dBuV/m)	Reading Level (dBuV)	Margin (dB)	Limit (dBuV/m)	Factor (dB)	Type
1		*	5318.300	106.582	102.737	N/A	N/A	3.845	AV
2			5350.000	53.485	49.580	-0.515	54.000	3.904	AV

Note: Measure Level (dB μ V/m) = Reading Level (dB μ V) + Factor (dB)

Factor (dB) = Cable Loss (dB) + Antenna Factor (dB) (dB/m) - Pre_Amplifier Gain (dB)

Site: AC1	Time: 2018/03/22 - 15:18
Limit: FCC_Part15.209_RE(3m)	Engineer: Kevin Ker
Probe: BBHA9120D_1GHz_18GHz	Polarity: Horizontal
EUT: AC220m Wi-Fi module OD US (Wi-Fi Directional Antenna)	Power: AC 120V/60Hz
Test Mode: Transmit by 802.11ac-VHT40 at channel 5310MHz Ant 0 + 1 (CDD Mode)	

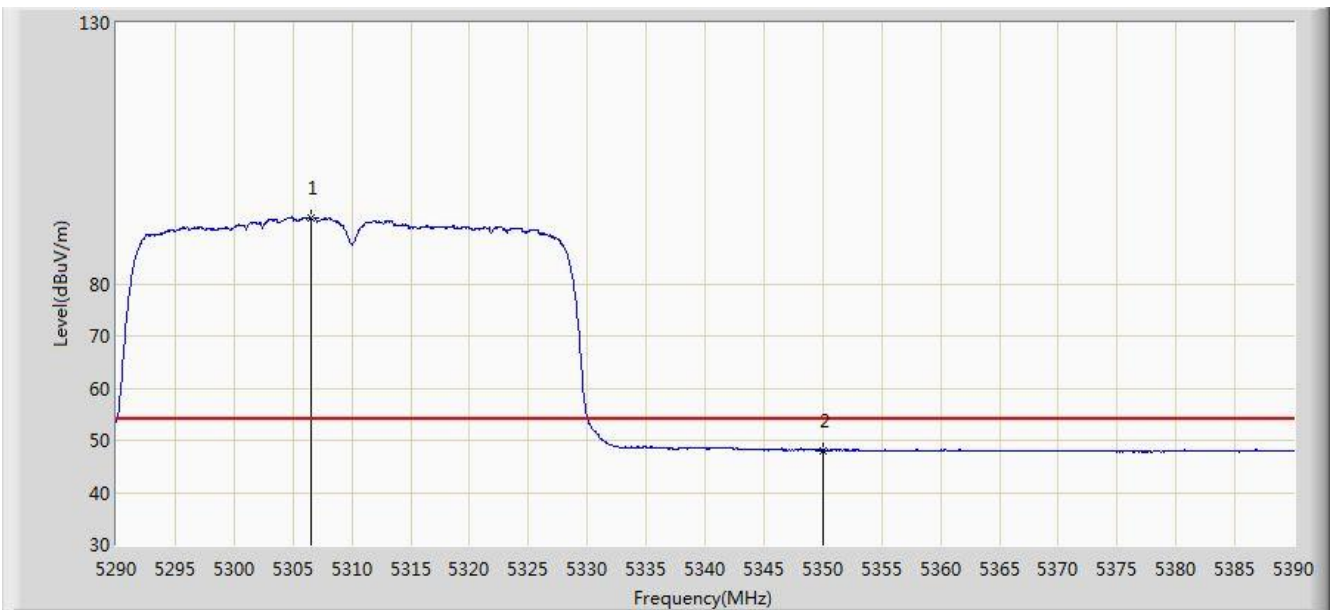


No	Flag	Mark	Frequency (MHz)	Measure Level (dBuV/m)	Reading Level (dBuV)	Margin (dB)	Limit (dBuV/m)	Factor (dB)	Type
1		*	5306.500	102.245	98.421	N/A	N/A	3.824	PK
2			5350.000	59.583	55.678	-14.417	74.000	3.904	PK
3			5353.100	61.311	57.401	-12.689	74.000	3.911	PK

Note: Measure Level (dB μ V/m) = Reading Level (dB μ V) + Factor (dB)

Factor (dB) = Cable Loss (dB) + Antenna Factor (dB) (dB/m) - Pre_Amplifier Gain (dB)

Site: AC1	Time: 2018/03/22 - 15:20
Limit: FCC_Part15.209_RE(3m)	Engineer: Kevin Ker
Probe: BBHA9120D_1GHz_18GHz	Polarity: Horizontal
EUT: AC220m Wi-Fi module OD US (Wi-Fi Directional Antenna)	Power: AC 120V/60Hz
Test Mode: Transmit by 802.11ac-VHT40 at channel 5310MHz Ant 0 + 1 (CDD Mode)	

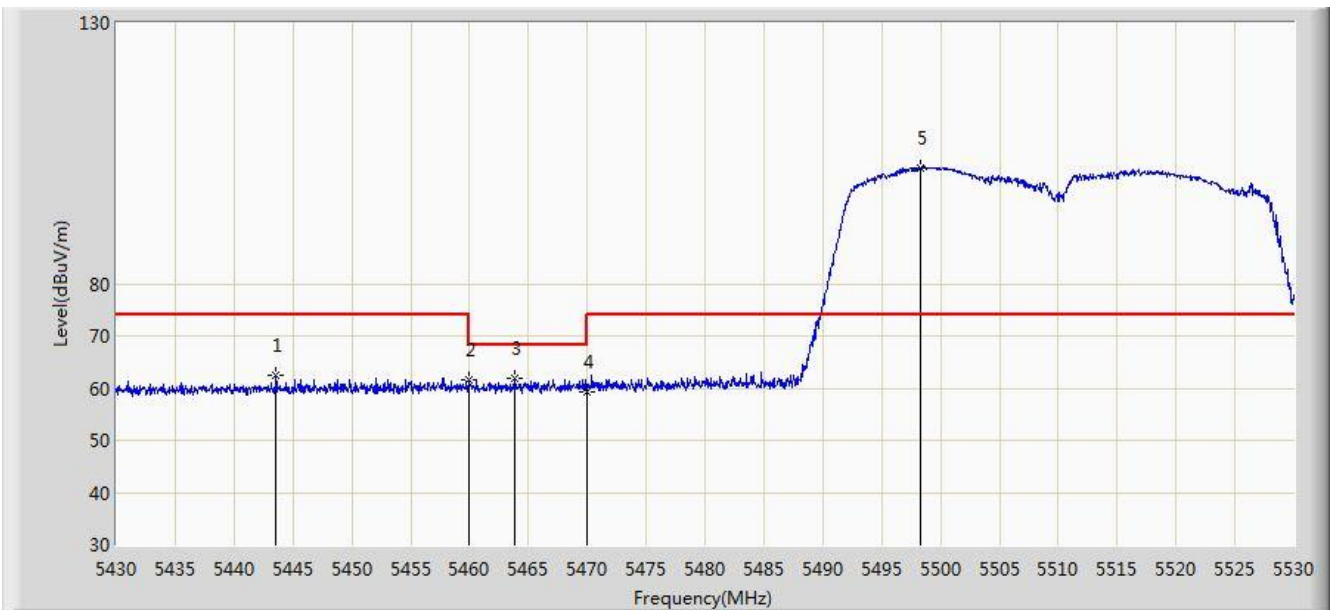


No	Flag	Mark	Frequency (MHz)	Measure Level (dBuV/m)	Reading Level (dBuV)	Margin (dB)	Limit (dBuV/m)	Factor (dB)	Type
1		*	5306.500	92.642	88.818	N/A	N/A	3.824	AV
2			5350.000	48.109	44.204	-5.891	54.000	3.904	AV

Note: Measure Level (dB μ V/m) = Reading Level (dB μ V) + Factor (dB)

Factor (dB) = Cable Loss (dB) + Antenna Factor (dB) (dB/m) - Pre_Amplifier Gain (dB)

Site: AC1	Time: 2018/03/22 - 18:02
Limit: FCC_Part15.209_RE(3m)	Engineer: Kevin Ker
Probe: BBHA9120D_1GHz_18GHz	Polarity: Horizontal
EUT: AC220m Wi-Fi module OD US (Wi-Fi Directional Antenna)	Power: AC 120V/60Hz
Test Mode: Transmit by 802.11ac-VHT40 at channel 5510MHz Ant 0 + 1 (CDD Mode)	

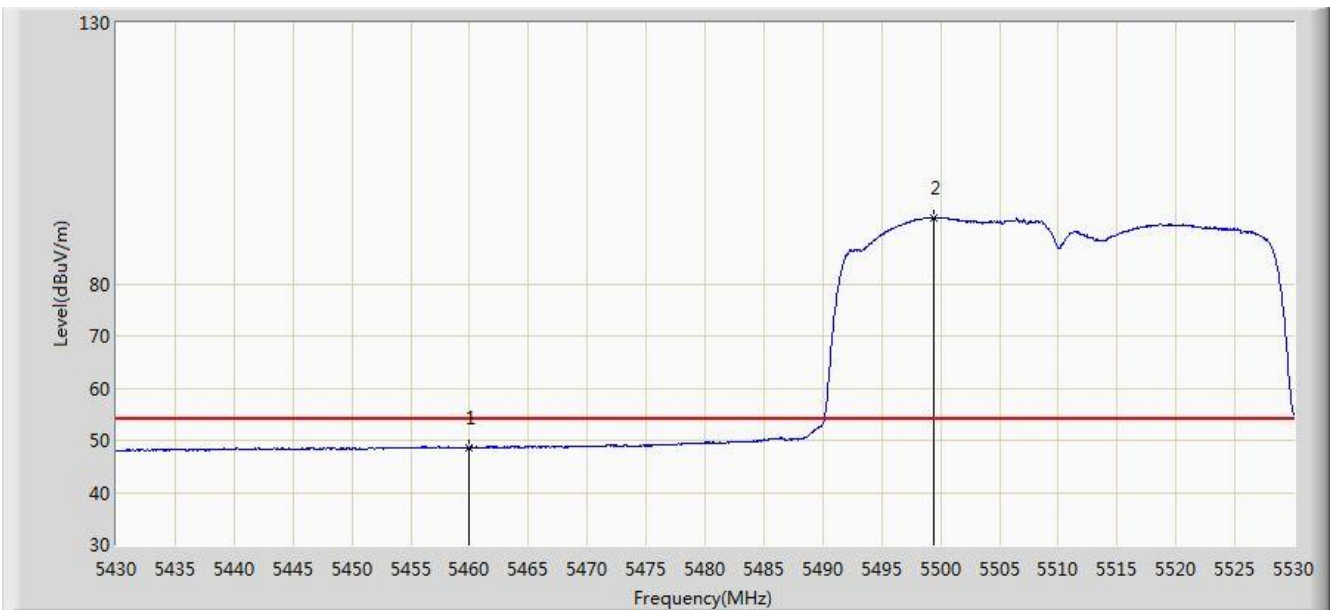


No	Flag	Mark	Frequency (MHz)	Measure Level (dBuV/m)	Reading Level (dBuV)	Margin (dB)	Limit (dBuV/m)	Factor (dB)	Type
1			5443.550	62.440	58.305	-11.560	74.000	4.134	PK
2			5460.000	61.569	57.389	-12.431	74.000	4.180	PK
3			5463.800	61.887	57.699	-6.313	68.200	4.189	PK
4			5470.000	59.211	55.009	-8.989	68.200	4.202	PK
5		*	5498.300	102.286	98.019	N/A	N/A	4.267	PK

Note: Measure Level (dB μ V/m) = Reading Level (dB μ V) + Factor (dB)

Factor (dB) = Cable Loss (dB) + Antenna Factor (dB) (dB/m) - Pre_Amplifier Gain (dB)

Site: AC1	Time: 2018/03/22 - 18:04
Limit: FCC_Part15.209_RE(3m)	Engineer: Kevin Ker
Probe: BBHA9120D_1GHz_18GHz	Polarity: Horizontal
EUT: AC220m Wi-Fi module OD US (Wi-Fi Directional Antenna)	Power: AC 120V/60Hz
Test Mode: Transmit by 802.11ac-VHT40 at channel 5510MHz Ant 0 + 1 (CDD Mode)	

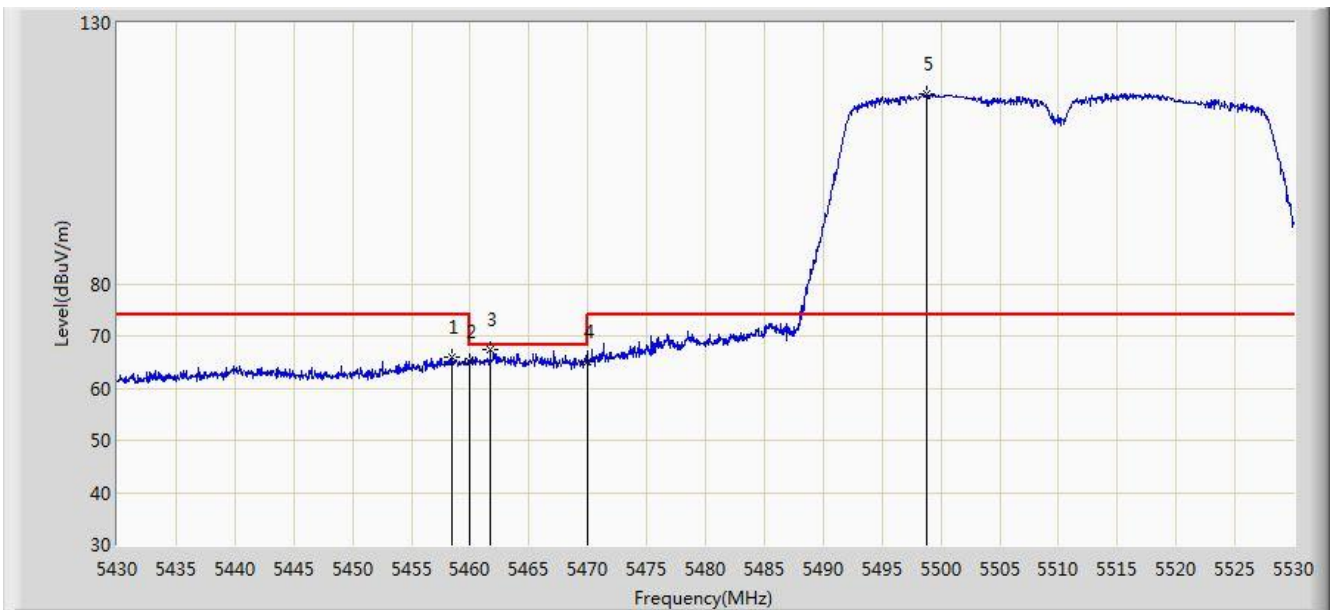


No	Flag	Mark	Frequency (MHz)	Measure Level (dBuV/m)	Reading Level (dBuV)	Margin (dB)	Limit (dBuV/m)	Factor (dB)	Type
1			5460.000	48.604	44.424	-5.396	54.000	4.180	AV
2		*	5499.450	92.726	88.456	N/A	N/A	4.270	AV

Note: Measure Level (dB μ V/m) = Reading Level (dB μ V) + Factor (dB)

Factor (dB) = Cable Loss (dB) + Antenna Factor (dB) (dB/m) - Pre_Amplifier Gain (dB)

Site: AC1	Time: 2018/03/22 - 18:00
Limit: FCC_Part15.209_RE(3m)	Engineer: Kevin Ker
Probe: BBHA9120D_1GHz_18GHz	Polarity: Vertical
EUT: AC220m Wi-Fi module OD US (Wi-Fi Directional Antenna)	Power: AC 120V/60Hz
Test Mode: Transmit by 802.11ac-VHT40 at channel 5510MHz Ant 0 + 1 (CDD Mode)	

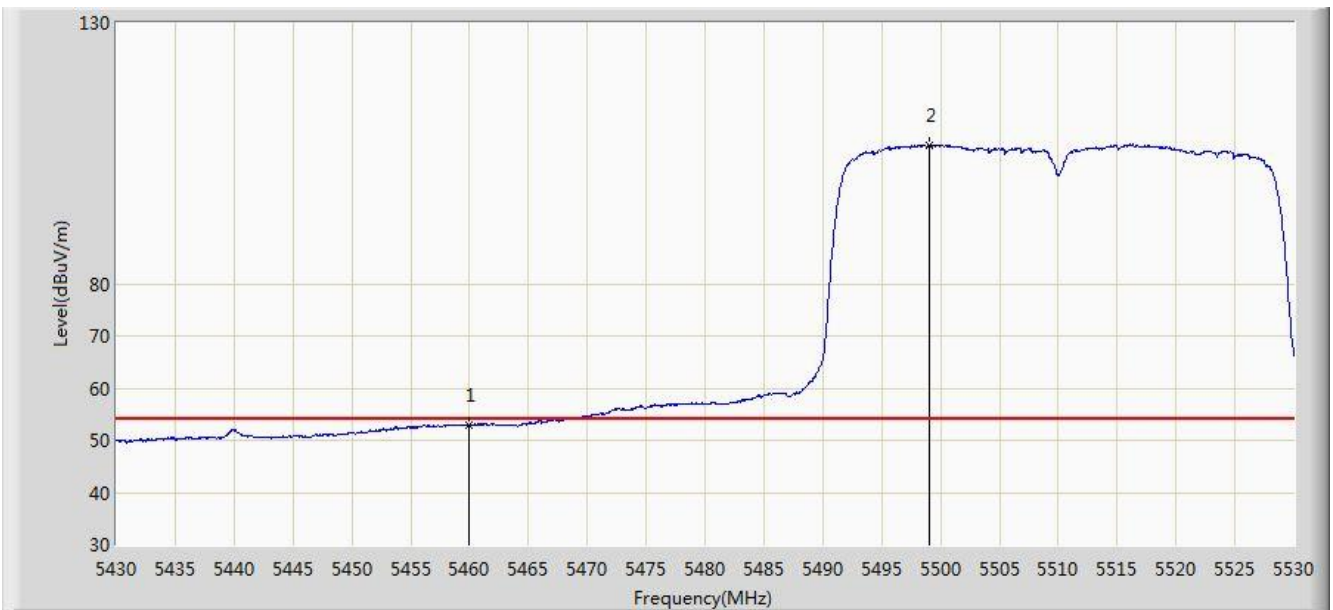


No	Flag	Mark	Frequency (MHz)	Measure Level (dBuV/m)	Reading Level (dBuV)	Margin (dB)	Limit (dBuV/m)	Factor (dB)	Type
1			5458.500	65.893	61.716	-8.107	74.000	4.177	PK
2			5460.000	65.041	60.861	-8.959	74.000	4.180	PK
3			5461.700	67.313	63.129	-0.887	68.200	4.184	PK
4			5470.000	65.135	60.933	-3.065	68.200	4.202	PK
5		*	5498.850	116.255	111.986	N/A	N/A	4.268	PK

Note: Measure Level (dB μ V/m) = Reading Level (dB μ V) + Factor (dB)

Factor (dB) = Cable Loss (dB) + Antenna Factor (dB) (dB/m) - Pre_Amplifier Gain (dB)

Site: AC1	Time: 2018/03/22 - 18:02
Limit: FCC_Part15.209_RE(3m)	Engineer: Kevin Ker
Probe: BBHA9120D_1GHz_18GHz	Polarity: Vertical
EUT: AC220m Wi-Fi module OD US (Wi-Fi Directional Antenna)	Power: AC 120V/60Hz
Test Mode: Transmit by 802.11ac-VHT40 at channel 5510MHz Ant 0 + 1 (CDD Mode)	

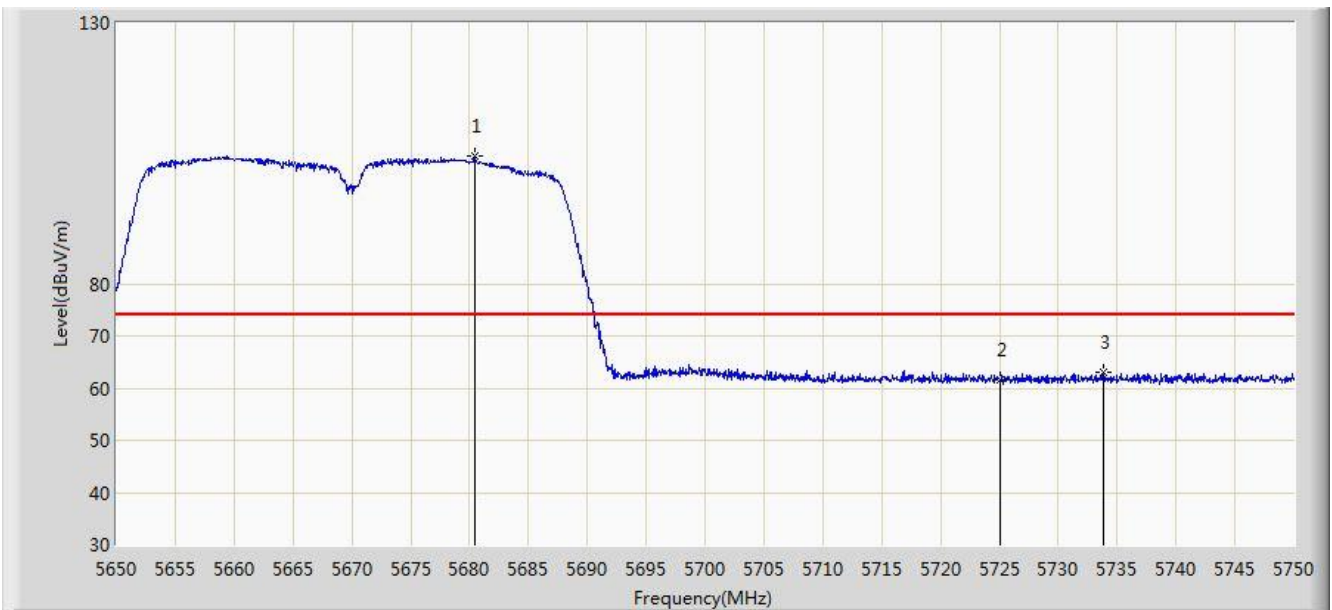


No	Flag	Mark	Frequency (MHz)	Measure Level (dBuV/m)	Reading Level (dBuV)	Margin (dB)	Limit (dBuV/m)	Factor (dB)	Type
1			5460.000	52.830	48.650	-1.170	54.000	4.180	AV
2		*	5499.050	106.586	102.317	N/A	N/A	4.270	AV

Note: Measure Level (dBμV/m) = Reading Level (dBμV) + Factor (dB)

Factor (dB) = Cable Loss (dB) + Antenna Factor (dB) (dB/m) - Pre_Amplifier Gain (dB)

Site: AC1	Time: 2018/03/22 - 15:44
Limit: FCC_Part15.209_RE(3m)	Engineer: Kevin Ker
Probe: BBHA9120D_1GHz_18GHz	Polarity: Horizontal
EUT: AC220m Wi-Fi module OD US (Wi-Fi Directional Antenna)	Power: AC 120V/60Hz
Test Mode: Transmit by 802.11ac-VHT40 at channel 5670MHz Ant 0 + 1 (CDD Mode)	

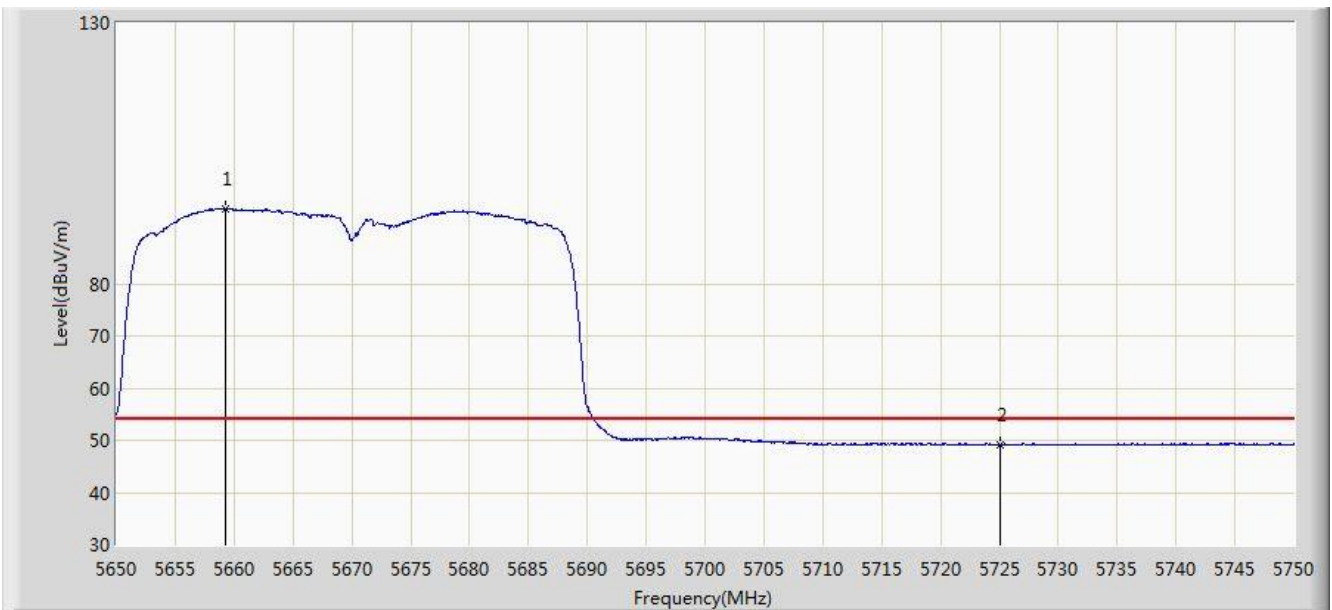


No	Flag	Mark	Frequency (MHz)	Measure Level (dBuV/m)	Reading Level (dBuV)	Margin (dB)	Limit (dBuV/m)	Factor (dB)	Type
1		*	5680.400	104.403	99.614	N/A	N/A	4.790	PK
2			5725.000	61.731	56.702	-12.269	74.000	5.029	PK
3			5733.800	63.033	57.948	-10.967	74.000	5.085	PK

Note: Measure Level (dB μ V/m) = Reading Level (dB μ V) + Factor (dB)

Factor (dB) = Cable Loss (dB) + Antenna Factor (dB) (dB/m) - Pre_Amplifier Gain (dB)

Site: AC1	Time: 2018/03/22 - 15:46
Limit: FCC_Part15.209_RE(3m)	Engineer: Kevin Ker
Probe: BBHA9120D_1GHz_18GHz	Polarity: Horizontal
EUT: AC220m Wi-Fi module OD US (Wi-Fi Directional Antenna)	Power: AC 120V/60Hz
Test Mode: Transmit by 802.11ac-VHT40 at channel 5670MHz Ant 0 + 1 (CDD Mode)	

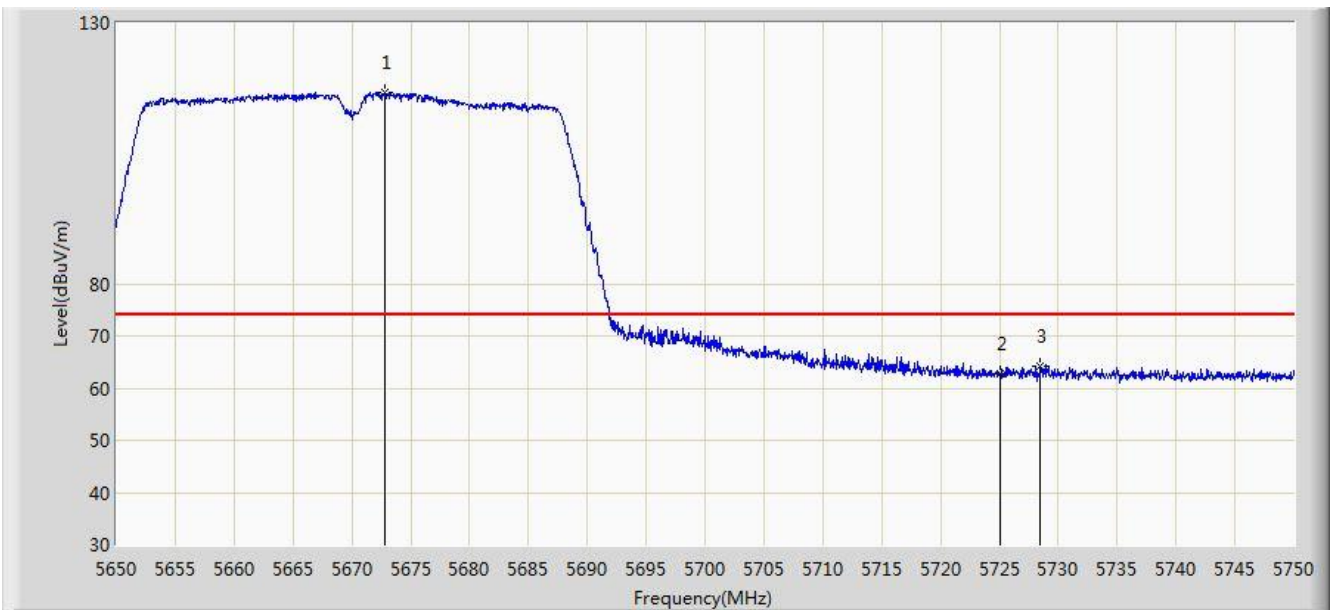


No	Flag	Mark	Frequency (MHz)	Measure Level (dBuV/m)	Reading Level (dBuV)	Margin (dB)	Limit (dBuV/m)	Factor (dB)	Type
1		*	5659.300	94.327	89.623	N/A	N/A	4.704	AV
2			5725.000	49.161	44.132	-4.839	54.000	5.029	AV

Note: Measure Level (dB μ V/m) = Reading Level (dB μ V) + Factor (dB)

Factor (dB) = Cable Loss (dB) + Antenna Factor (dB) (dB/m) - Pre_Amplifier Gain (dB)

Site: AC1	Time: 2018/03/22 - 15:41
Limit: FCC_Part15.209_RE(3m)	Engineer: Kevin Ker
Probe: BBHA9120D_1GHz_18GHz	Polarity: Vertical
EUT: AC220m Wi-Fi module OD US (Wi-Fi Directional Antenna)	Power: AC 120V/60Hz
Test Mode: Transmit by 802.11ac-VHT40 at channel 5670MHz Ant 0 + 1 (CDD Mode)	

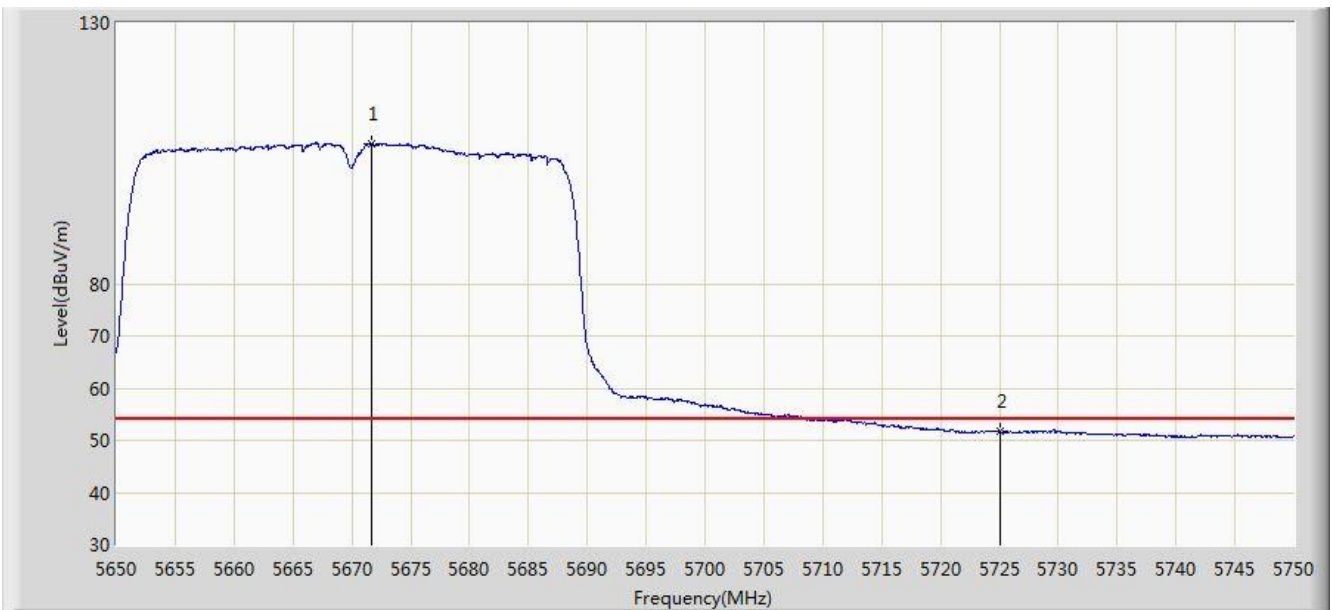


No	Flag	Mark	Frequency (MHz)	Measure Level (dBuV/m)	Reading Level (dBuV)	Margin (dB)	Limit (dBuV/m)	Factor (dB)	Type
1		*	5672.850	116.809	112.050	N/A	N/A	4.759	PK
2			5725.000	62.695	57.666	-11.305	74.000	5.029	PK
3			5728.500	64.319	59.268	-9.681	74.000	5.051	PK

Note: Measure Level (dBμV/m) = Reading Level (dBμV) + Factor (dB)

Factor (dB) = Cable Loss (dB) + Antenna Factor (dB) (dB/m) - Pre_Amplifier Gain (dB)

Site: AC1	Time: 2018/03/22 - 15:43
Limit: FCC_Part15.209_RE(3m)	Engineer: Kevin Ker
Probe: BBHA9120D_1GHz_18GHz	Polarity: Vertical
EUT: AC220m Wi-Fi module OD US (Wi-Fi Directional Antenna)	Power: AC 120V/60Hz
Test Mode: Transmit by 802.11ac-VHT40 at channel 5670MHz Ant 0 + 1 (CDD Mode)	

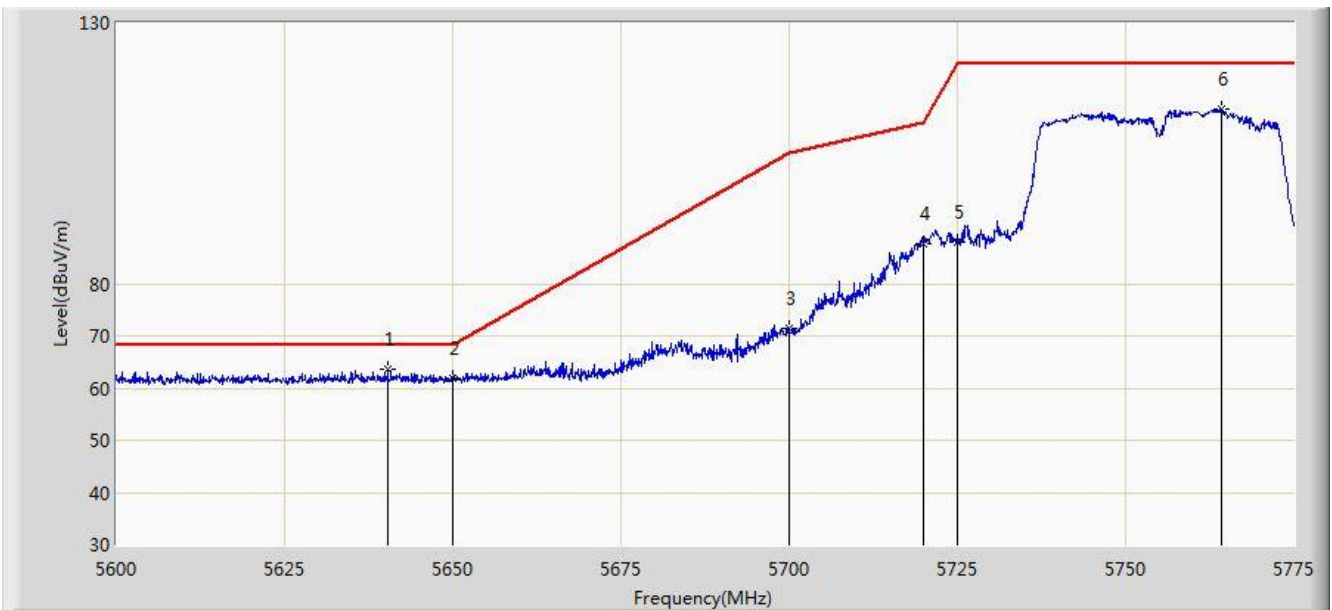


No	Flag	Mark	Frequency (MHz)	Measure Level (dBuV/m)	Reading Level (dBuV)	Margin (dB)	Limit (dBuV/m)	Factor (dB)	Type
1		*	5671.700	106.904	102.150	N/A	N/A	4.754	AV
2			5725.000	51.629	46.600	-2.371	54.000	5.029	AV

Note: Measure Level (dB μ V/m) = Reading Level (dB μ V) + Factor (dB)

Factor (dB) = Cable Loss (dB) + Antenna Factor (dB) (dB/m) - Pre_Amplifier Gain (dB)

Site: AC1	Time: 2018/03/22 - 15:50
Limit: FCC_Part15.407_RE(3m)	Engineer: Kevin Ker
Probe: BBHA9120D_1GHz_18GHz	Polarity: Horizontal
EUT: AC220m Wi-Fi module OD US (Wi-Fi Directional Antenna)	Power: AC 120V/60Hz
Test Mode: Transmit by 802.11ac-VHT40 at channel 5755MHz Ant 0 + 1 (CDD Mode)	

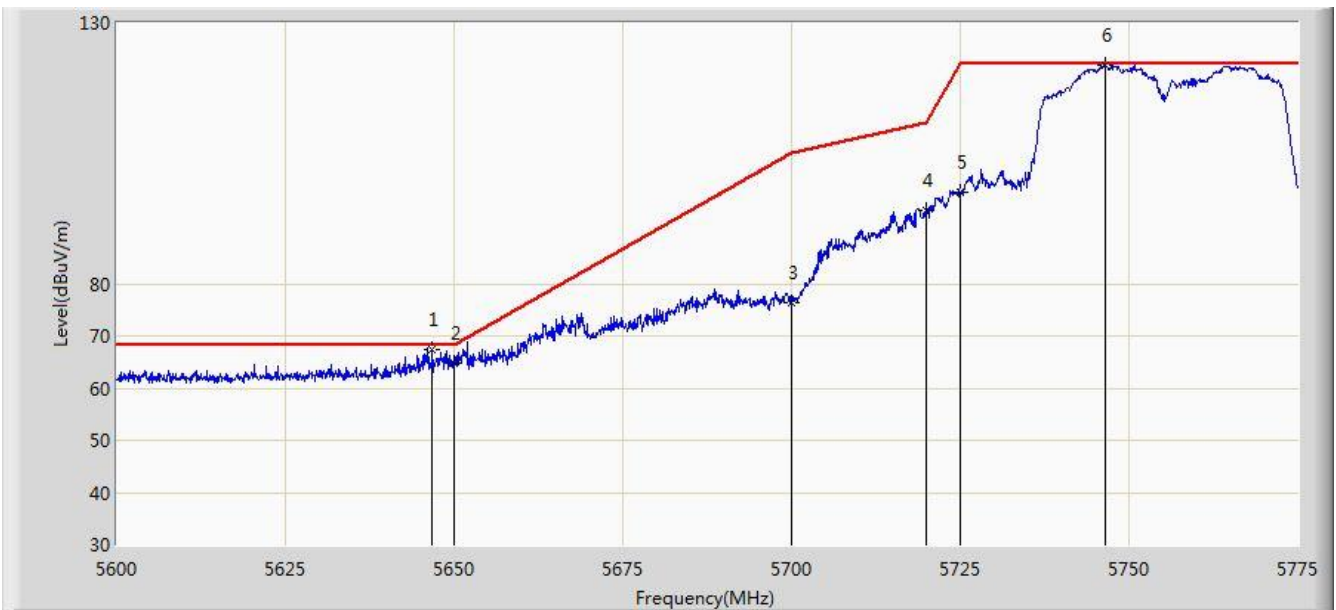


No	Flag	Mark	Frequency (MHz)	Measure Level (dBuV/m)	Reading Level (dBuV)	Margin (dB)	Limit (dBuV/m)	Factor (dB)	Type
1		*	5640.337	63.668	59.029	-4.532	68.200	4.638	PK
2			5650.000	61.996	57.325	-6.204	68.200	4.671	PK
3			5700.000	71.503	66.625	-33.697	105.200	4.878	PK
4			5720.000	87.797	82.800	-23.003	110.800	4.997	PK
5			5725.000	87.912	82.883	-34.288	122.200	5.029	PK
6			5764.325	113.433	108.171	N/A	N/A	5.262	PK

Note: Measure Level (dB μ V/m) = Reading Level (dB μ V) + Factor (dB)

Factor (dB) = Cable Loss (dB) + Antenna Factor (dB) (dB/m) - Pre_Amplifier Gain (dB)

Site: AC1	Time: 2018/03/22 - 15:49
Limit: FCC_Part15.407_RE(3m)	Engineer: Kevin Ker
Probe: BBHA9120D_1GHz_18GHz	Polarity: Vertical
EUT: AC220m Wi-Fi module OD US (Wi-Fi Directional Antenna)	Power: AC 120V/60Hz
Test Mode: Transmit by 802.11ac-VHT40 at channel 5755MHz Ant 0 + 1 (CDD Mode)	

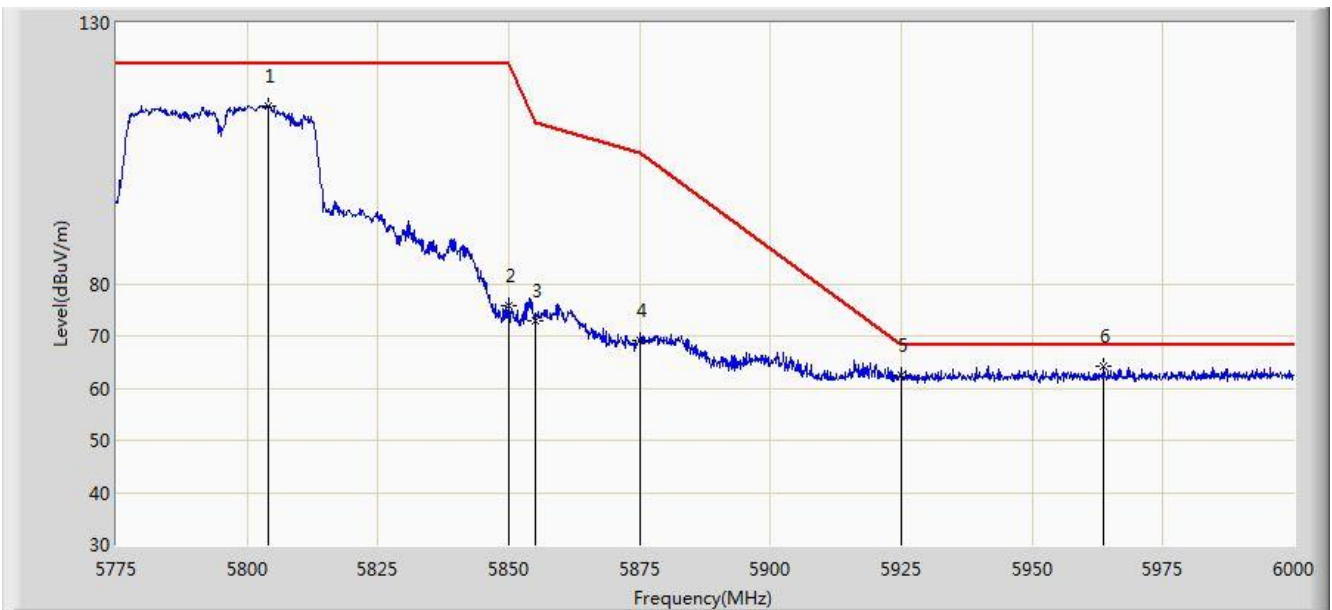


No	Flag	Mark	Frequency (MHz)	Measure Level (dBuV/m)	Reading Level (dBuV)	Margin (dB)	Limit (dBuV/m)	Factor (dB)	Type
1			5646.725	67.495	62.835	-0.705	68.200	4.660	PK
2			5650.000	64.905	60.234	-3.295	68.200	4.671	PK
3			5700.000	76.437	71.559	-28.763	105.200	4.878	PK
4			5720.000	94.151	89.154	-16.649	110.800	4.997	PK
5			5725.000	97.559	92.530	-24.641	122.200	5.029	PK
6		*	5746.388	121.878	116.715	N/A	N/A	5.163	PK

Note: Measure Level (dB μ V/m) = Reading Level (dB μ V) + Factor (dB)

Factor (dB) = Cable Loss (dB) + Antenna Factor (dB) (dB/m) - Pre_Amplifier Gain (dB)

Site: AC1	Time: 2018/03/22 - 15:55
Limit: FCC_Part15.407_RE(3m)	Engineer: Kevin Ker
Probe: BBHA9120D_1GHz_18GHz	Polarity: Horizontal
EUT: AC220m Wi-Fi module OD US (Wi-Fi Directional Antenna)	Power: AC 120V/60Hz
Test Mode: Transmit by 802.11ac-VHT40 at channel 5795MHz Ant 0 + 1 (CDD Mode)	

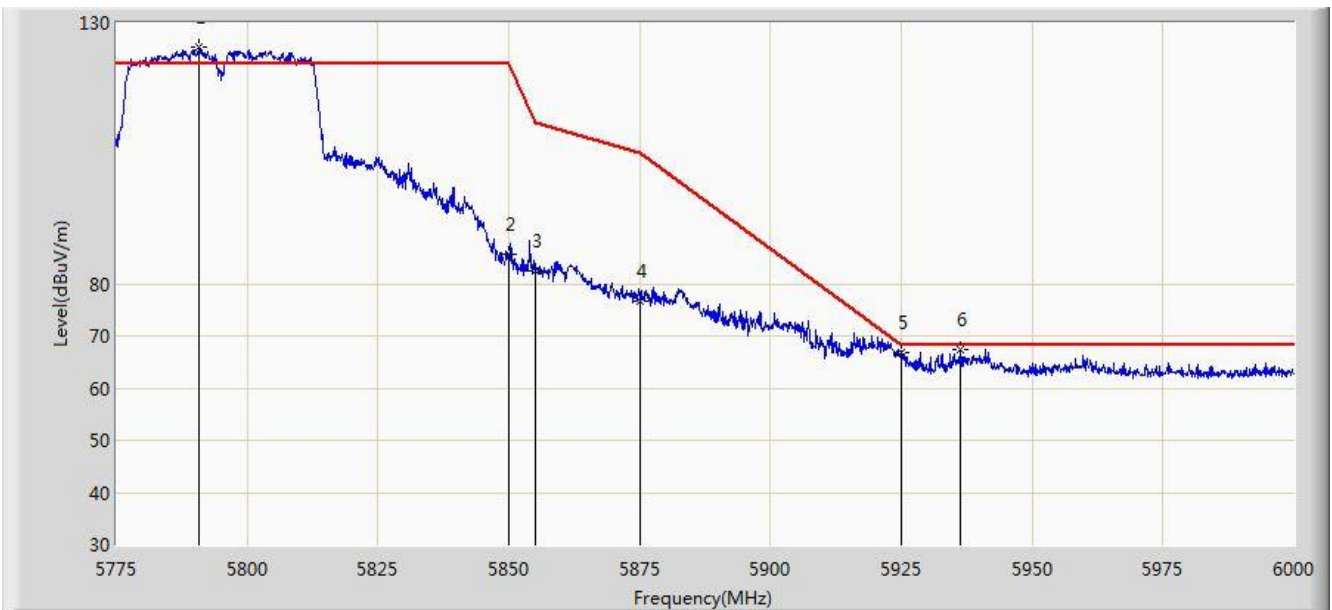


No	Flag	Mark	Frequency (MHz)	Measure Level (dBuV/m)	Reading Level (dBuV)	Margin (dB)	Limit (dBuV/m)	Factor (dB)	Type
1			5803.913	114.157	108.690	N/A	N/A	5.467	PK
2			5850.000	75.725	69.999	-46.475	122.200	5.726	PK
3			5855.000	72.976	67.230	-37.824	110.800	5.746	PK
4			5875.000	69.162	63.342	-36.038	105.200	5.820	PK
5			5925.000	62.426	56.460	-5.774	68.200	5.967	PK
6		*	5963.663	64.184	58.134	-4.016	68.200	6.050	PK

Note: Measure Level (dB μ V/m) = Reading Level (dB μ V) + Factor (dB)

Factor (dB) = Cable Loss (dB) + Antenna Factor (dB) (dB/m) - Pre_Amplifier Gain (dB)

Site: AC1	Time: 2018/03/22 - 15:53
Limit: FCC_Part15.407_RE(3m)	Engineer: Kevin Ker
Probe: BBHA9120D_1GHz_18GHz	Polarity: Vertical
EUT: AC220m Wi-Fi module OD US (Wi-Fi Directional Antenna)	Power: AC 120V/60Hz
Test Mode: Transmit by 802.11ac-VHT40 at channel 5795MHz Ant 0 + 1 (CDD Mode)	



No	Flag	Mark	Frequency (MHz)	Measure Level (dBuV/m)	Reading Level (dBuV)	Margin (dB)	Limit (dBuV/m)	Factor (dB)	Type
1		*	5790.750	125.248	119.852	N/A	N/A	5.396	PK
2			5850.000	85.632	79.906	-36.568	122.200	5.726	PK
3			5855.000	82.434	76.688	-28.366	110.800	5.746	PK
4			5875.000	76.779	70.959	-28.421	105.200	5.820	PK
5			5925.000	66.885	60.919	-1.315	68.200	5.967	PK
6			5936.325	67.395	61.400	-0.805	68.200	5.995	PK

Note: Measure Level (dB μ V/m) = Reading Level (dB μ V) + Factor (dB)

Factor (dB) = Cable Loss (dB) + Antenna Factor (dB) (dB/m) - Pre_Amplifier Gain (dB)

Site: AC1	Time: 2018/03/22 - 16:10
Limit: FCC_Part15.209_RE(3m)	Engineer: Kevin Ker
Probe: BBHA9120D_1GHz_18GHz	Polarity: Horizontal
EUT: AC220m Wi-Fi module OD US (Wi-Fi Directional Antenna)	Power: AC 120V/60Hz
Test Mode: Transmit by 802.11ac-VHT80 at channel 5210MHz Ant 0 + 1 (CDD Mode)	

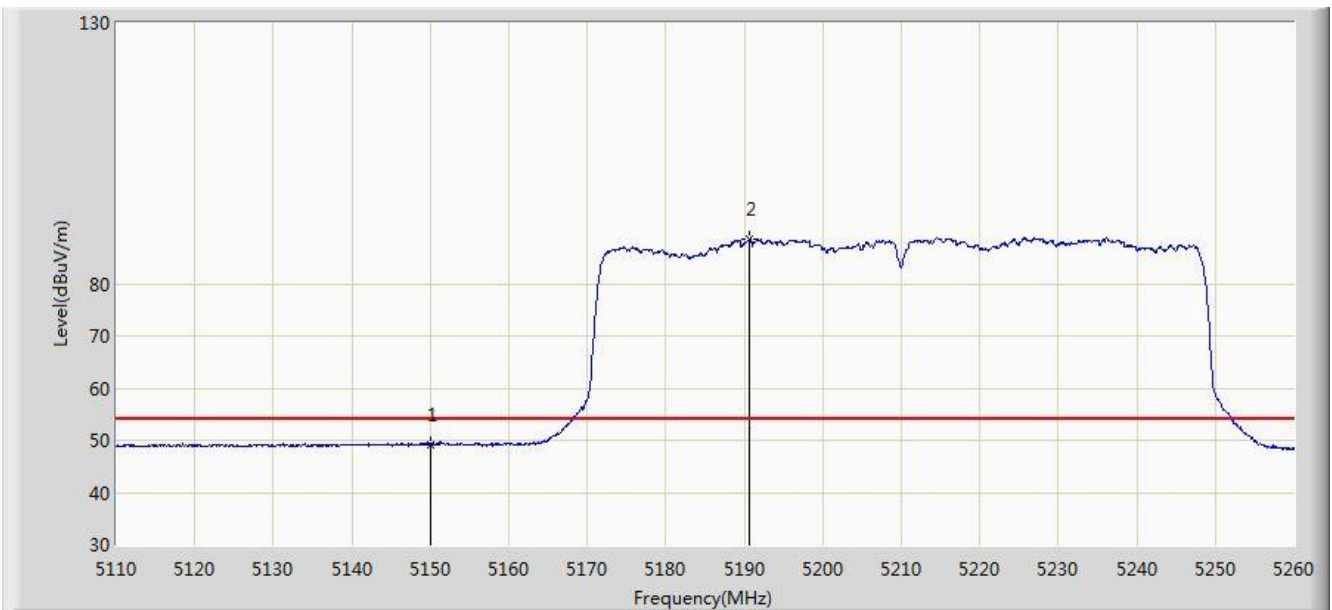


No	Flag	Mark	Frequency (MHz)	Measure Level (dBuV/m)	Reading Level (dBuV)	Margin (dB)	Limit (dBuV/m)	Factor (dB)	Type
1			5136.325	63.674	59.499	-10.326	74.000	4.175	PK
2			5150.000	60.929	56.760	-13.071	74.000	4.170	PK
3		*	5197.900	99.045	95.040	N/A	N/A	4.006	PK

Note: Measure Level (dB μ V/m) = Reading Level (dB μ V) + Factor (dB)

Factor (dB) = Cable Loss (dB) + Antenna Factor (dB) (dB/m) - Pre_Amplifier Gain (dB)

Site: AC1	Time: 2018/03/22 - 16:11
Limit: FCC_Part15.209_RE(3m)	Engineer: Kevin Ker
Probe: BBHA9120D_1GHz_18GHz	Polarity: Horizontal
EUT: AC220m Wi-Fi module OD US (Wi-Fi Directional Antenna)	Power: AC 120V/60Hz
Test Mode: Transmit by 802.11ac-VHT80 at channel 5210MHz Ant 0 + 1 (CDD Mode)	

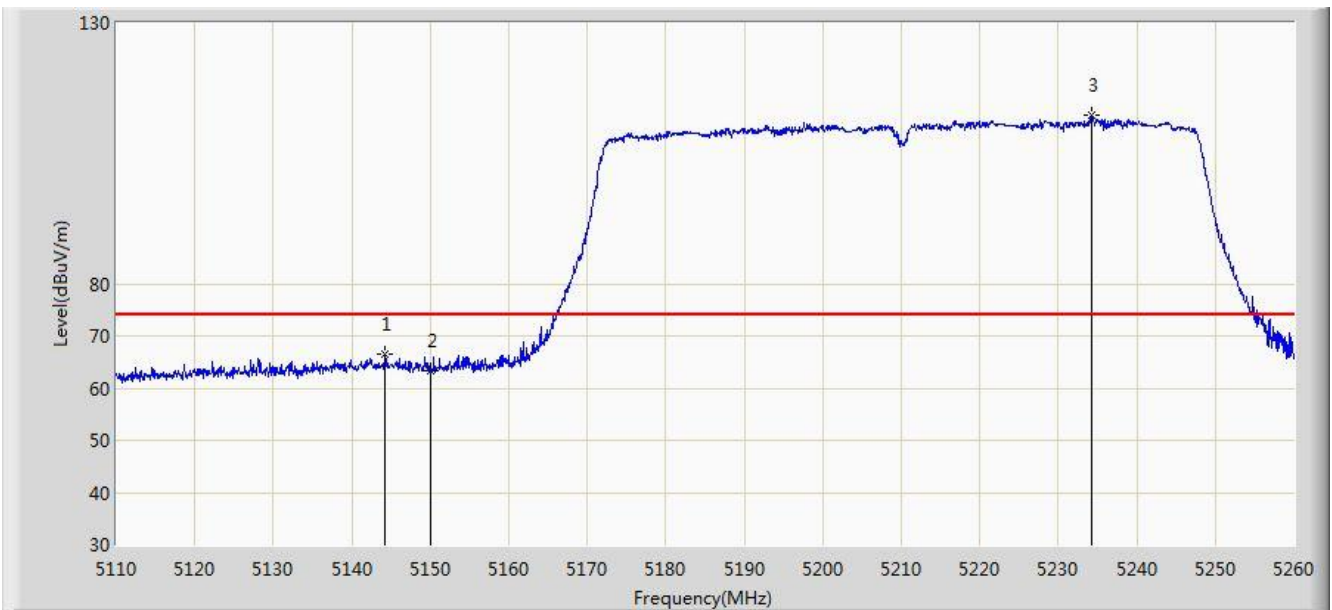


No	Flag	Mark	Frequency (MHz)	Measure Level (dBuV/m)	Reading Level (dBuV)	Margin (dB)	Limit (dBuV/m)	Factor (dB)	Type
1			5150.000	49.153	44.984	-4.847	54.000	4.170	AV
2		*	5190.625	88.552	84.521	N/A	N/A	4.032	AV

Note: Measure Level (dB μ V/m) = Reading Level (dB μ V) + Factor (dB)

Factor (dB) = Cable Loss (dB) + Antenna Factor (dB) (dB/m) - Pre_Amplifier Gain (dB)

Site: AC1	Time: 2018/03/22 - 16:08
Limit: FCC_Part15.209_RE(3m)	Engineer: Kevin Ker
Probe: BBHA9120D_1GHz_18GHz	Polarity: Vertical
EUT: AC220m Wi-Fi module OD US (Wi-Fi Directional Antenna)	Power: AC 120V/60Hz
Test Mode: Transmit by 802.11ac-VHT80 at channel 5210MHz Ant 0 + 1 (CDD Mode)	

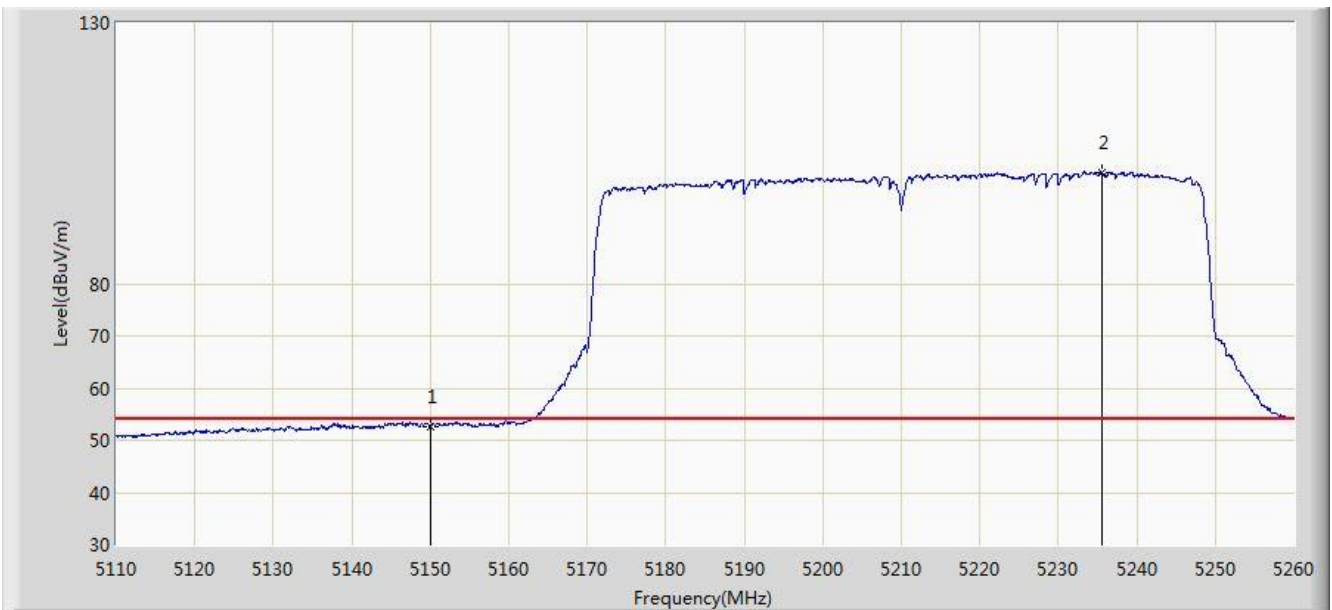


No	Flag	Mark	Frequency (MHz)	Measure Level (dBuV/m)	Reading Level (dBuV)	Margin (dB)	Limit (dBuV/m)	Factor (dB)	Type
1			5144.275	66.384	62.208	-7.616	74.000	4.176	PK
2			5150.000	63.198	59.029	-10.802	74.000	4.170	PK
3		*	5234.275	112.302	108.405	N/A	N/A	3.897	PK

Note: Measure Level (dBuV/m) = Reading Level (dBuV) + Factor (dB)

Factor (dB) = Cable Loss (dB) + Antenna Factor (dB) (dB/m) - Pre_Amplifier Gain (dB)

Site: AC1	Time: 2018/03/22 - 16:07
Limit: FCC_Part15.209_RE(3m)	Engineer: Kevin Ker
Probe: BBHA9120D_1GHz_18GHz	Polarity: Horizontal
EUT: AC220m Wi-Fi module OD US (Wi-Fi Directional Antenna)	Power: AC 120V/60Hz
Test Mode: Transmit by 802.11ac-VHT80 at channel 5210MHz Ant 0 + 1 (CDD Mode)	

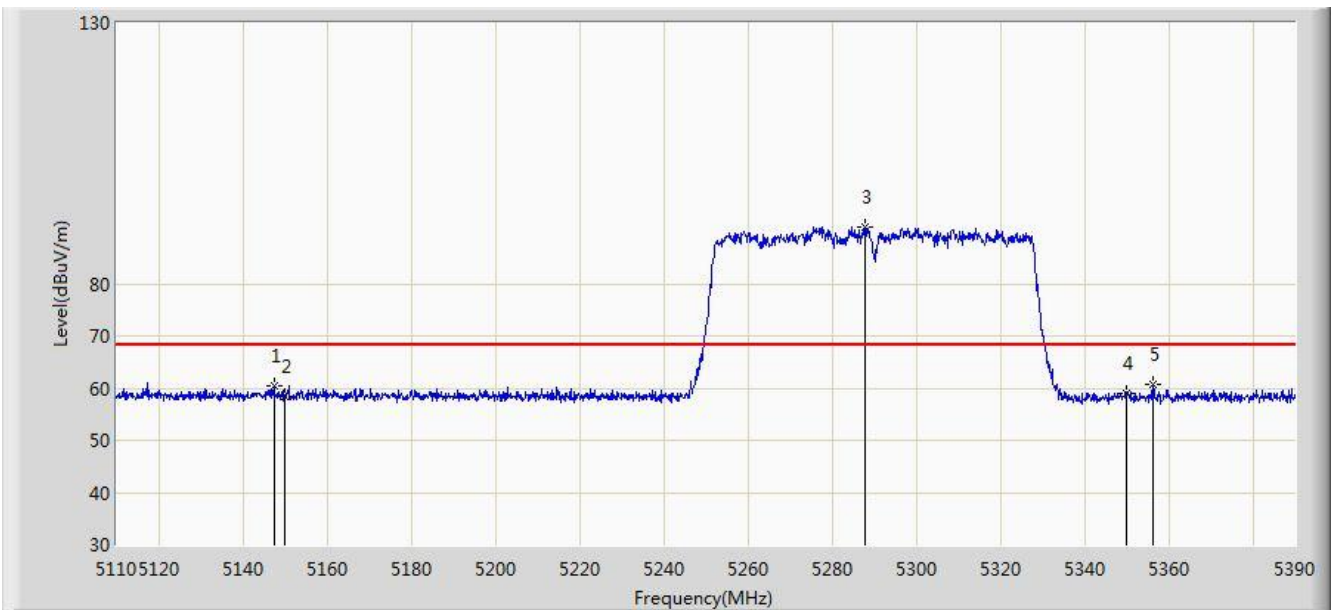


No	Flag	Mark	Frequency (MHz)	Measure Level (dBuV/m)	Reading Level (dBuV)	Margin (dB)	Limit (dBuV/m)	Factor (dB)	Type
1			5150.000	52.748	48.579	-1.252	54.000	4.170	AV
2		*	5235.625	101.428	97.535	N/A	N/A	3.893	AV

Note: Measure Level (dB μ V/m) = Reading Level (dB μ V) + Factor (dB)

Factor (dB) = Cable Loss (dB) + Antenna Factor (dB) (dB/m) - Pre_Amplifier Gain (dB)

Site: AC1	Time: 2018/04/10 - 03:54
Limit: FCC_Part15.209_RE(3m)	Engineer: Kevin Ker
Probe: BBHA9120D_1GHz_18GHz	Polarity: Horizontal
EUT: AC220m Wi-Fi module OD US (Wi-Fi Directional Antenna)	Power: AC 120V/60Hz
Test Mode: Transmit by 802.11ac-VHT80 at Channel 5290MHz Ant 0 + 1 (CDD Mode)	

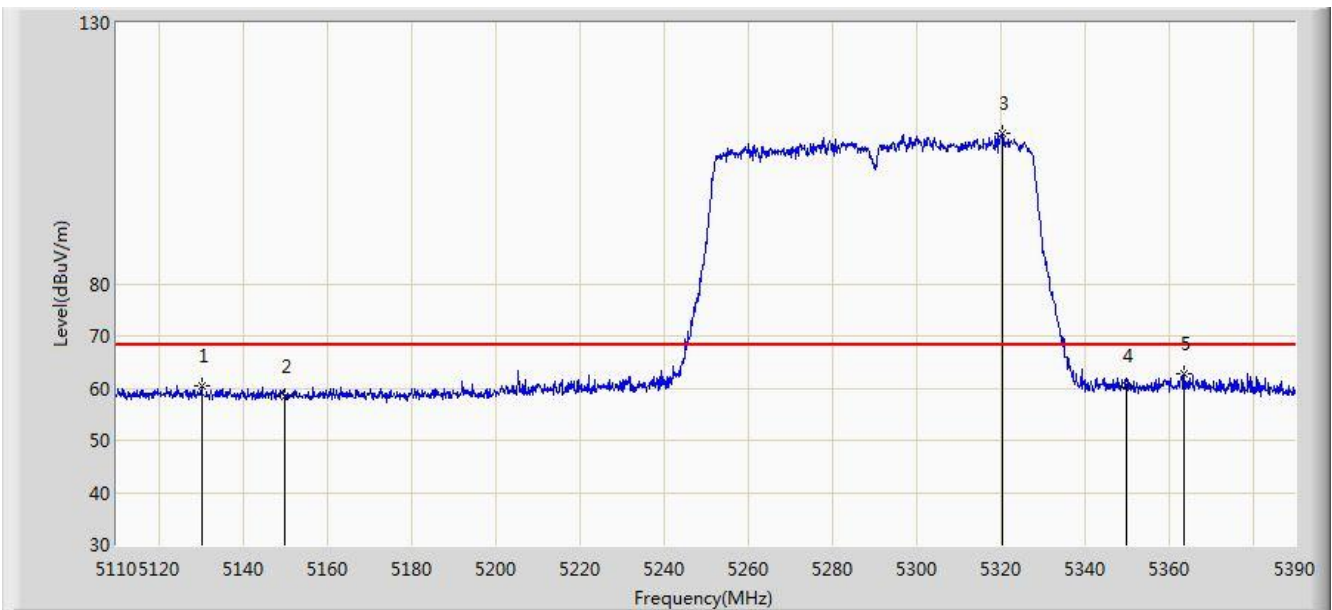


No	Flag	Mark	Frequency (MHz)	Measure Level (dBuV/m)	Reading Level (dBuV)	Margin (dB)	Limit (dBuV/m)	Factor (dB)	Type
1			5147.520	60.449	56.273	-7.751	68.200	4.176	PK
2			5150.000	58.295	54.126	-9.905	68.200	4.170	PK
3		*	5287.940	90.826	87.005	N/A	N/A	3.822	PK
4			5350.000	58.841	54.936	-9.359	68.200	3.904	PK
5			5356.260	60.595	56.679	-7.605	68.200	3.917	PK

Note: Measure Level (dB μ V/m) = Reading Level (dB μ V) + Factor (dB)

Factor (dB) = Cable Loss (dB) + Antenna Factor (dB) (dB/m) - Pre_Amplifier Gain (dB)

Site: AC1	Time: 2018/04/10 - 03:55
Limit: FCC_Part15.209_RE(3m)	Engineer: Kevin Ker
Probe: BBHA9120D_1GHz_18GHz	Polarity: Vertical
EUT: AC220m Wi-Fi module OD US (Wi-Fi Directional Antenna)	Power: AC 120V/60Hz
Test Mode: Transmit by 802.11ac-VHT80 at Channel 5290MHz Ant 0 + 1 (CDD Mode)	

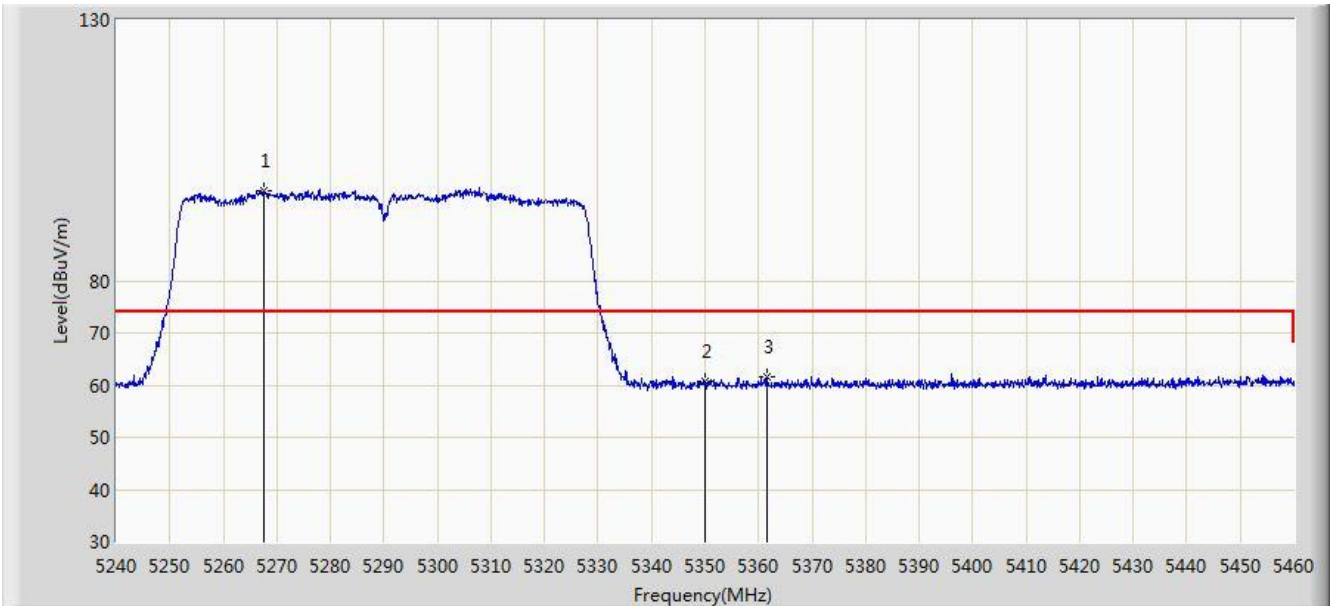


No	Flag	Mark	Frequency (MHz)	Measure Level (dBuV/m)	Reading Level (dBuV)	Margin (dB)	Limit (dBuV/m)	Factor (dB)	Type
1			5130.300	60.323	56.148	-7.877	68.200	4.175	PK
2			5150.000	58.540	54.371	-9.660	68.200	4.170	PK
3		*	5320.420	108.774	104.925	N/A	N/A	3.849	PK
4			5350.000	60.337	56.432	-7.863	68.200	3.904	PK
5			5363.540	62.641	58.712	-5.559	68.200	3.929	PK

Note: Measure Level (dB μ V/m) = Reading Level (dB μ V) + Factor (dB)

Factor (dB) = Cable Loss (dB) + Antenna Factor (dB) (dB/m) - Pre_Amplifier Gain (dB)

Site: AC1	Time: 2018/03/22 - 16:26
Limit: FCC_Part15.209_RE(3m)	Engineer: Kevin Ker
Probe: BBHA9120D_1GHz_18GHz	Polarity: Horizontal
EUT: AC220m Wi-Fi module OD US (Wi-Fi Directional Antenna)	Power: AC 120V/60Hz
Test Mode: Transmit by 802.11ac-VHT80 at channel 5290MHz Ant 0 + 1 (CDD Mode)	

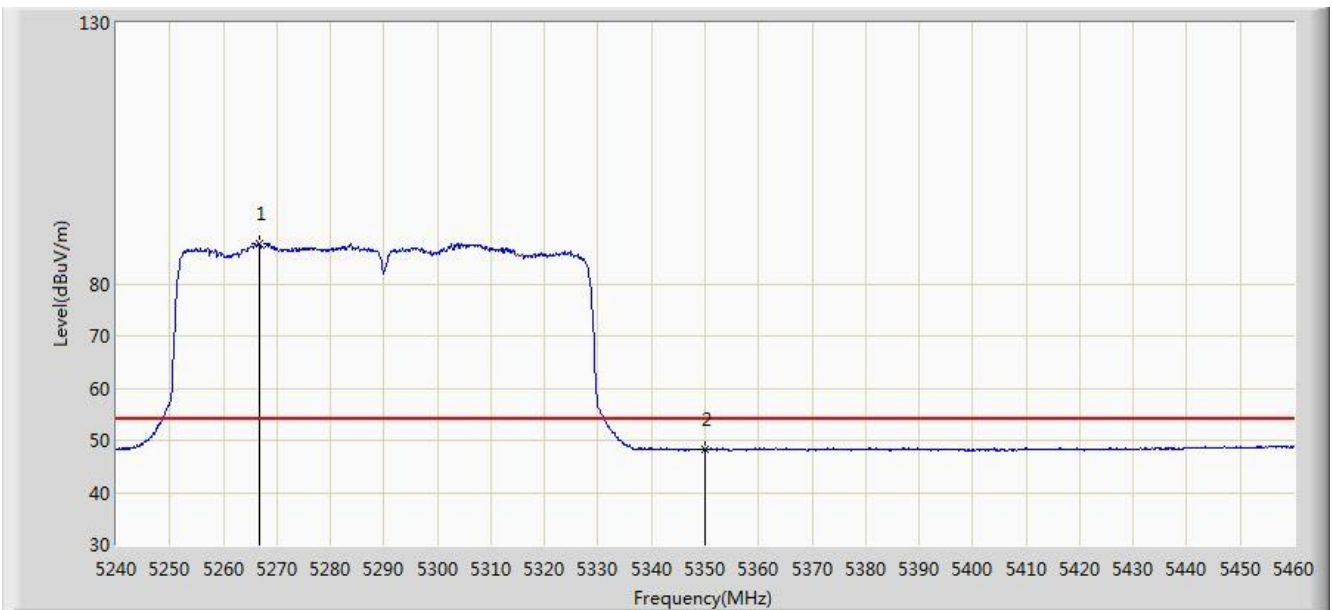


No	Flag	Mark	Frequency (MHz)	Measure Level (dBuV/m)	Reading Level (dBuV)	Margin (dB)	Limit (dBuV/m)	Factor (dB)	Type
1		*	5267.500	97.346	93.509	N/A	N/A	3.837	PK
2			5350.000	60.815	56.910	-13.185	74.000	3.904	PK
3			5361.660	61.737	57.811	-12.263	74.000	3.926	PK

Note: Measure Level (dBμV/m) = Reading Level (dBμV) + Factor (dB)

Factor (dB) = Cable Loss (dB) + Antenna Factor (dB) (dB/m) - Pre_Amplifier Gain (dB)

Site: AC1	Time: 2018/03/22 - 16:27
Limit: FCC_Part15.209_RE(3m)	Engineer: Kevin Ker
Probe: BBHA9120D_1GHz_18GHz	Polarity: Horizontal
EUT: AC220m Wi-Fi module OD US (Wi-Fi Directional Antenna)	Power: AC 120V/60Hz
Test Mode: Transmit by 802.11ac-VHT80 at channel 5290MHz Ant 0 + 1 (CDD Mode)	

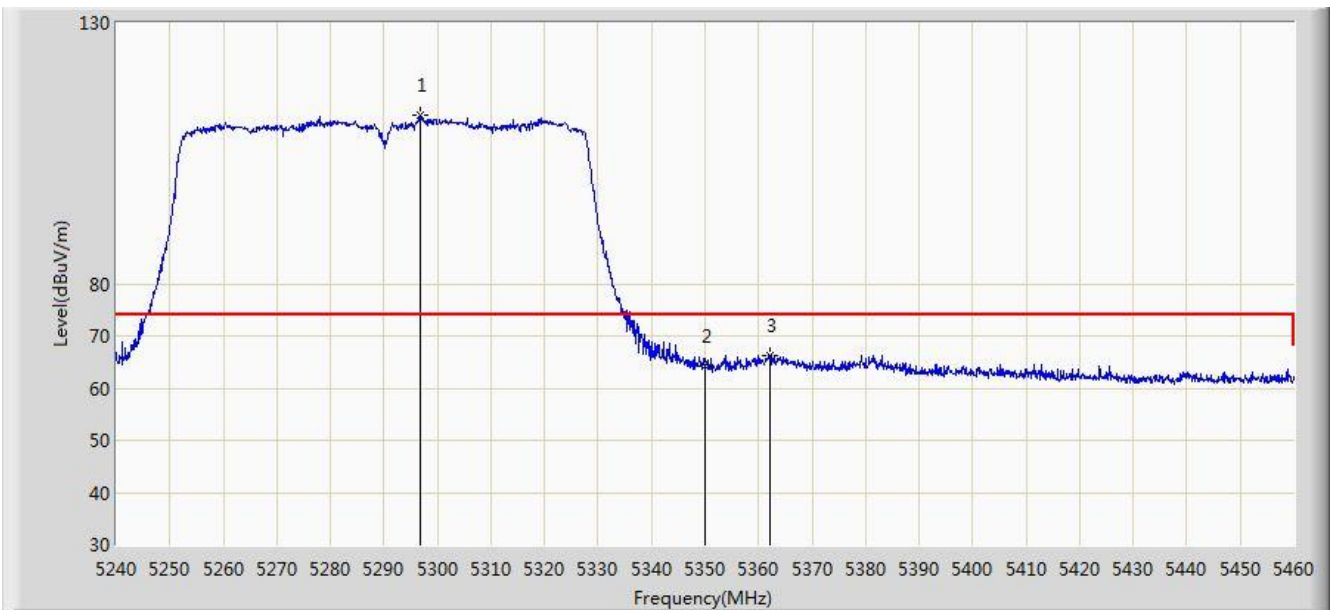


No	Flag	Mark	Frequency (MHz)	Measure Level (dBuV/m)	Reading Level (dBuV)	Margin (dB)	Limit (dBuV/m)	Factor (dB)	Type
1		*	5266.840	87.662	83.825	N/A	N/A	3.837	AV
2			5350.000	48.262	44.357	-5.738	54.000	3.904	AV

Note: Measure Level (dB μ V/m) = Reading Level (dB μ V) + Factor (dB)

Factor (dB) = Cable Loss (dB) + Antenna Factor (dB) (dB/m) - Pre_Amplifier Gain (dB)

Site: AC1	Time: 2018/03/22 - 16:24
Limit: FCC_Part15.209_RE(3m)	Engineer: Kevin Ker
Probe: BBHA9120D_1GHz_18GHz	Polarity: Vertical
EUT: AC220m Wi-Fi module OD US (Wi-Fi Directional Antenna)	Power: AC 120V/60Hz
Test Mode: Transmit by 802.11ac-VHT80 at channel 5290MHz Ant 0 + 1 (CDD Mode)	

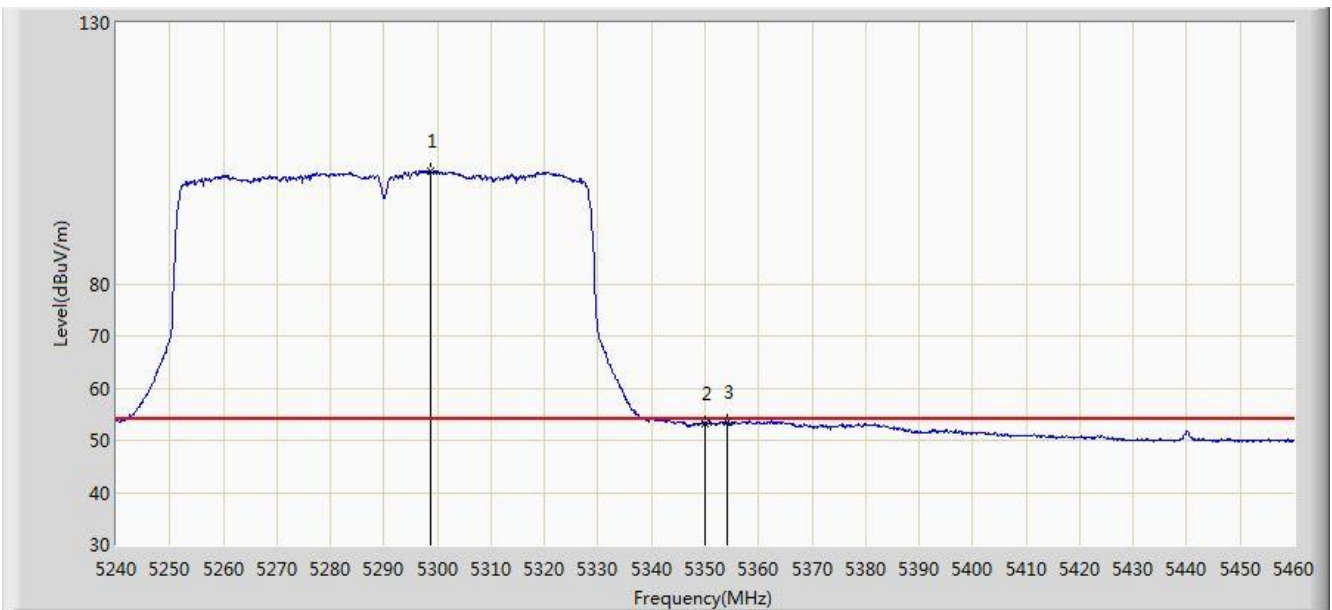


No	Flag	Mark	Frequency (MHz)	Measure Level (dBuV/m)	Reading Level (dBuV)	Margin (dB)	Limit (dBuV/m)	Factor (dB)	Type
1		*	5296.760	112.252	108.437	N/A	N/A	3.815	PK
2			5350.000	64.089	60.184	-9.911	74.000	3.904	PK
3			5362.100	66.308	62.381	-7.692	74.000	3.926	PK

Note: Measure Level (dBuV/m) = Reading Level (dBuV) + Factor (dB)

Factor (dB) = Cable Loss (dB) + Antenna Factor (dB) (dB/m) - Pre_Amplifier Gain (dB)

Site: AC1	Time: 2018/03/22 - 16:23
Limit: FCC_Part15.209_RE(3m)	Engineer: Kevin Ker
Probe: BBHA9120D_1GHz_18GHz	Polarity: Vertical
EUT: AC220m Wi-Fi module OD US (Wi-Fi Directional Antenna)	Power: AC 120V/60Hz
Test Mode: Transmit by 802.11ac-VHT80 at channel 5290MHz Ant 0 + 1 (CDD Mode)	

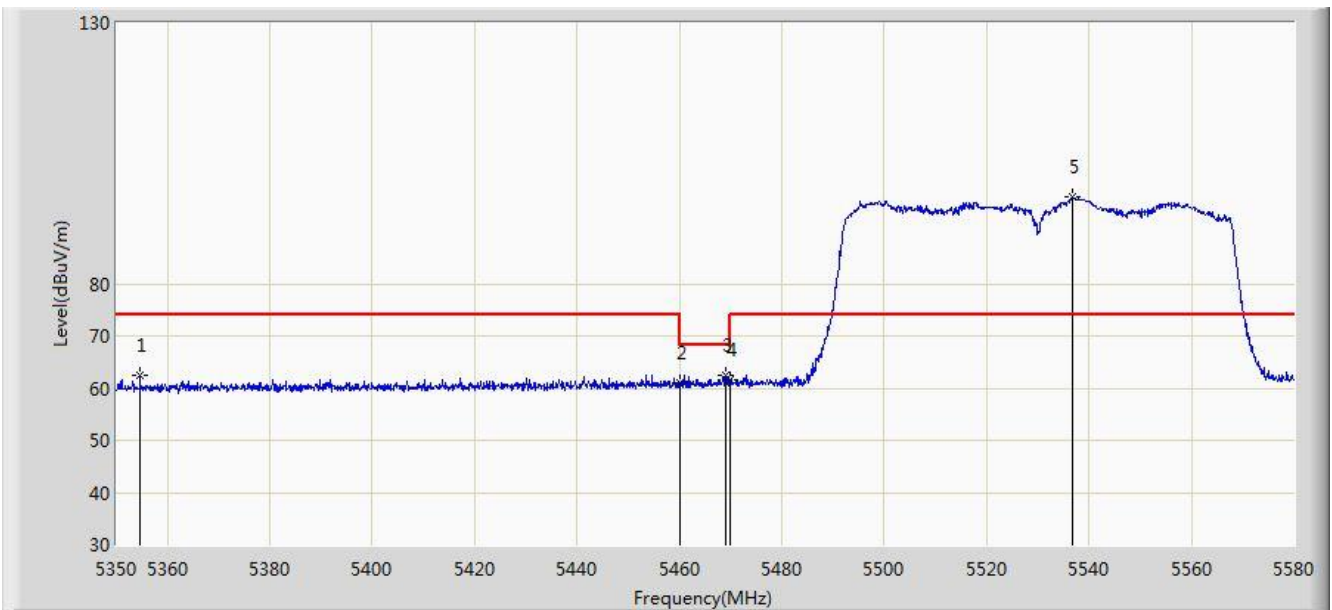


No	Flag	Mark	Frequency (MHz)	Measure Level (dBuV/m)	Reading Level (dBuV)	Margin (dB)	Limit (dBuV/m)	Factor (dB)	Type
1		*	5298.850	101.684	97.870	N/A	N/A	3.814	AV
2			5350.000	53.197	49.292	-0.803	54.000	3.904	AV
3			5354.180	53.490	49.578	-0.510	54.000	3.913	AV

Note: Measure Level (dBuV/m) = Reading Level (dBuV) + Factor (dB)

Factor (dB) = Cable Loss (dB) + Antenna Factor (dB) (dB/m) - Pre_Amplifier Gain (dB)

Site: AC1	Time: 2018/03/22 - 16:53
Limit: FCC_Part15.209_RE(3m)	Engineer: Kevin Ker
Probe: BBHA9120D_1GHz_18GHz	Polarity: Horizontal
EUT: AC220m Wi-Fi module OD US (Wi-Fi Directional Antenna)	Power: AC 120V/60Hz
Test Mode: Transmit by 802.11ac-VHT80 at channel 5530MHz Ant 0 + 1 (CDD Mode)	

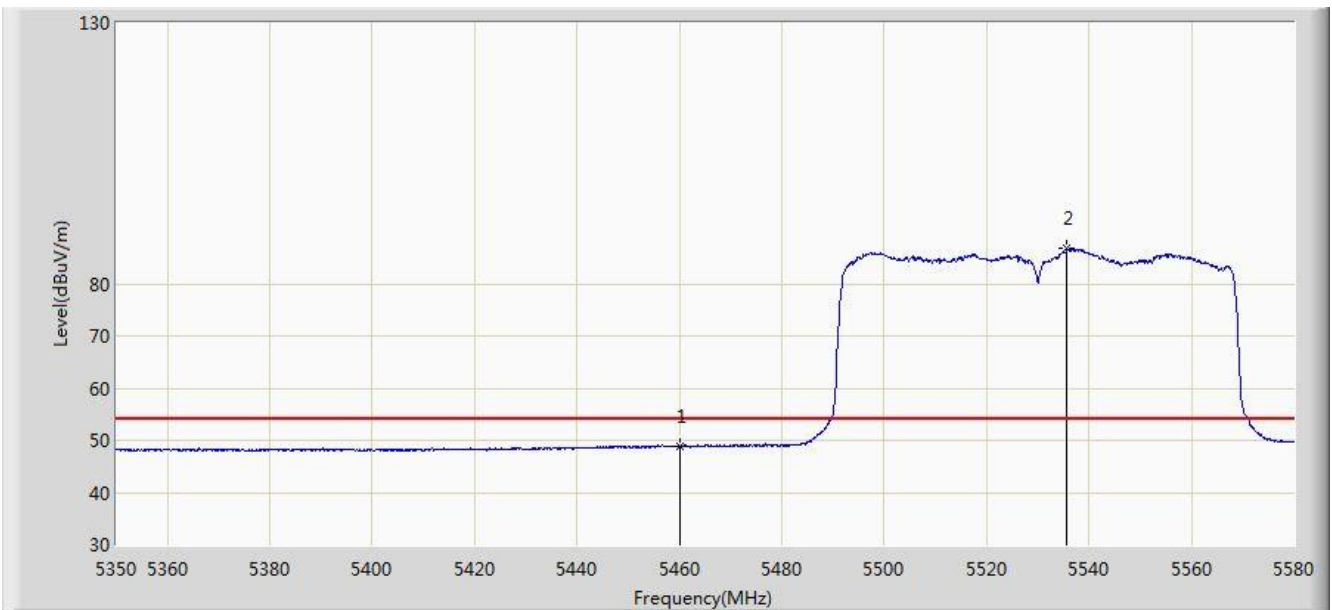


No	Flag	Mark	Frequency (MHz)	Measure Level (dBuV/m)	Reading Level (dBuV)	Margin (dB)	Limit (dBuV/m)	Factor (dB)	Type
1			5354.600	62.572	58.659	-11.428	74.000	3.913	PK
2			5460.000	61.033	56.853	-12.967	74.000	4.180	PK
3			5469.025	62.428	58.228	-5.772	68.200	4.201	PK
4			5470.000	61.562	57.360	-6.638	68.200	4.202	PK
5		*	5536.645	96.774	92.393	N/A	N/A	4.382	PK

Note: Measure Level (dB μ V/m) = Reading Level (dB μ V) + Factor (dB)

Factor (dB) = Cable Loss (dB) + Antenna Factor (dB) (dB/m) - Pre_Amplifier Gain (dB)

Site: AC1	Time: 2018/03/22 - 16:54
Limit: FCC_Part15.209_RE(3m)	Engineer: Kevin Ker
Probe: BBHA9120D_1GHz_18GHz	Polarity: Horizontal
EUT: AC220m Wi-Fi module OD US (Wi-Fi Directional Antenna)	Power: AC 120V/60Hz
Test Mode: Transmit by 802.11ac-VHT80 at channel 5530MHz Ant 0 + 1 (CDD Mode)	

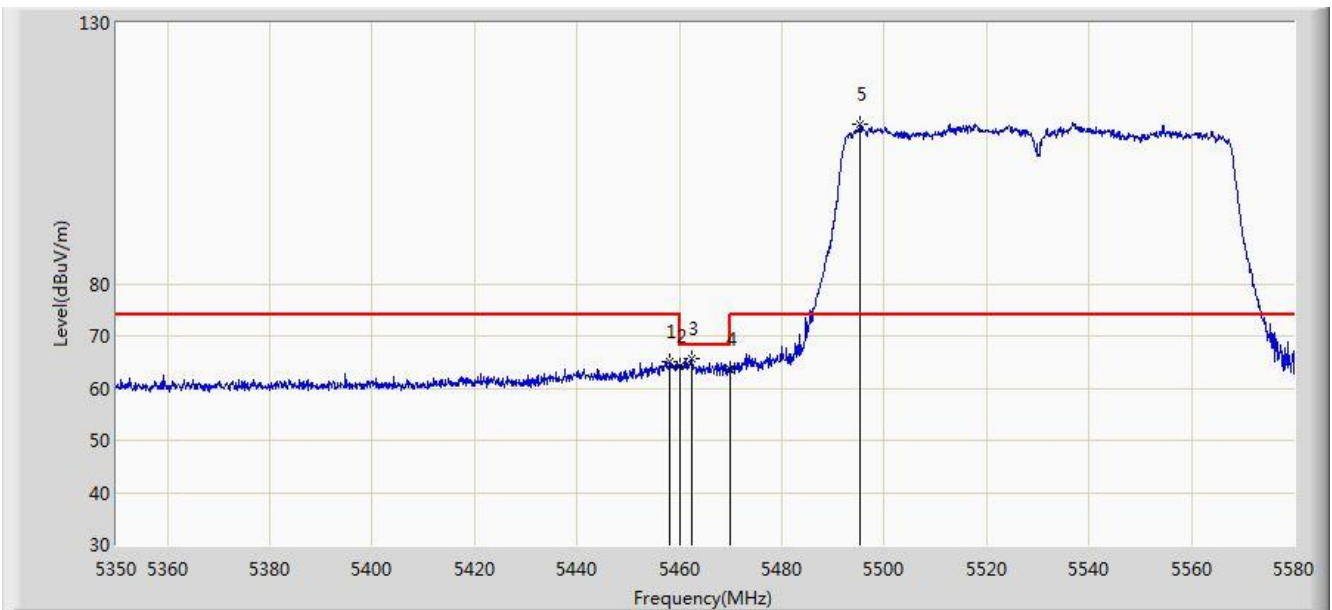


No	Flag	Mark	Frequency (MHz)	Measure Level (dBuV/m)	Reading Level (dBuV)	Margin (dB)	Limit (dBuV/m)	Factor (dB)	Type
1			5460.000	48.791	44.611	-5.209	54.000	4.180	AV
2		*	5535.725	86.680	82.301	N/A	N/A	4.379	AV

Note: Measure Level (dB μ V/m) = Reading Level (dB μ V) + Factor (dB)

Factor (dB) = Cable Loss (dB) + Antenna Factor (dB) (dB/m) - Pre_Amplifier Gain (dB)

Site: AC1	Time: 2018/03/22 - 16:51
Limit: FCC_Part15.209_RE(3m)	Engineer: Kevin Ker
Probe: BBHA9120D_1GHz_18GHz	Polarity: Vertical
EUT: AC220m Wi-Fi module OD US (Wi-Fi Directional Antenna)	Power: AC 120V/60Hz
Test Mode: Transmit by 802.11ac-VHT80 at channel 5530MHz Ant 0 + 1 (CDD Mode)	

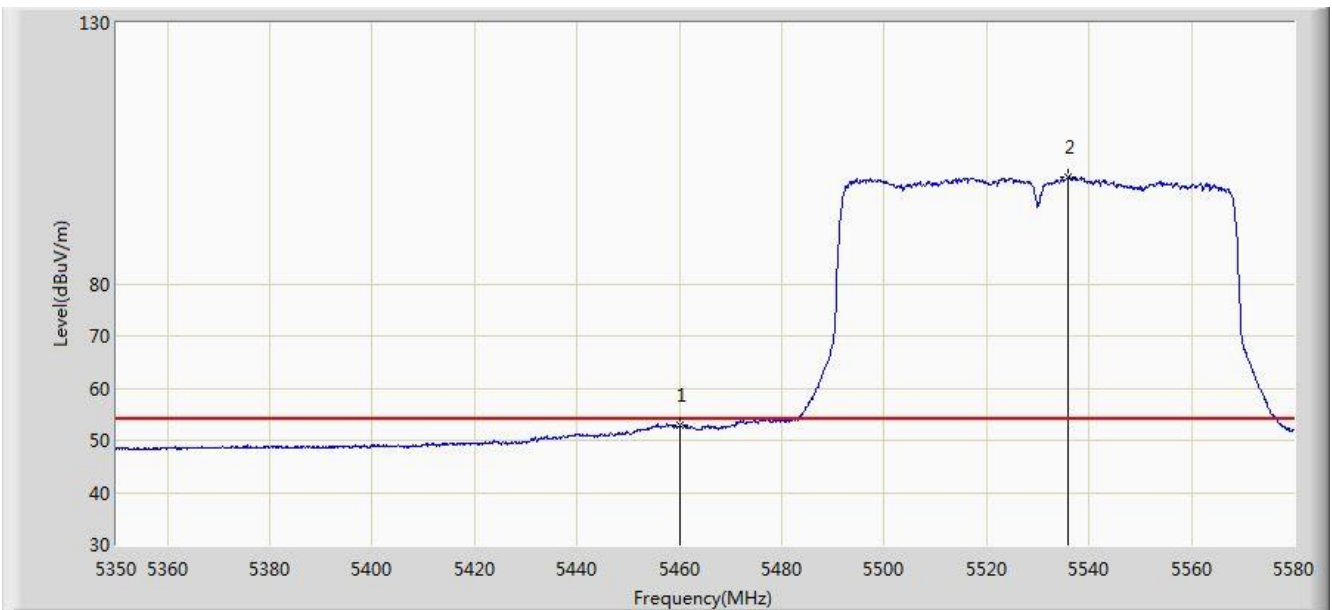


No	Flag	Mark	Frequency (MHz)	Measure Level (dBuV/m)	Reading Level (dBuV)	Margin (dB)	Limit (dBuV/m)	Factor (dB)	Type
1			5457.985	65.031	60.855	-8.969	74.000	4.176	PK
2			5460.000	64.142	59.962	-9.858	74.000	4.180	PK
3			5462.470	65.601	61.415	-2.599	68.200	4.185	PK
4			5470.000	63.479	59.277	-4.721	68.200	4.202	PK
5		*	5495.245	110.619	106.359	N/A	N/A	4.259	PK

Note: Measure Level (dB μ V/m) = Reading Level (dB μ V) + Factor (dB)

Factor (dB) = Cable Loss (dB) + Antenna Factor (dB) (dB/m) - Pre_Amplifier Gain (dB)

Site: AC1	Time: 2018/03/22 - 16:50
Limit: FCC_Part15.209_RE(3m)	Engineer: Kevin Ker
Probe: BBHA9120D_1GHz_18GHz	Polarity: Vertical
EUT: AC220m Wi-Fi module OD US (Wi-Fi Directional Antenna)	Power: AC 120V/60Hz
Test Mode: Transmit by 802.11ac-VHT80 at channel 5530MHz Ant 0 + 1 (CDD Mode)	

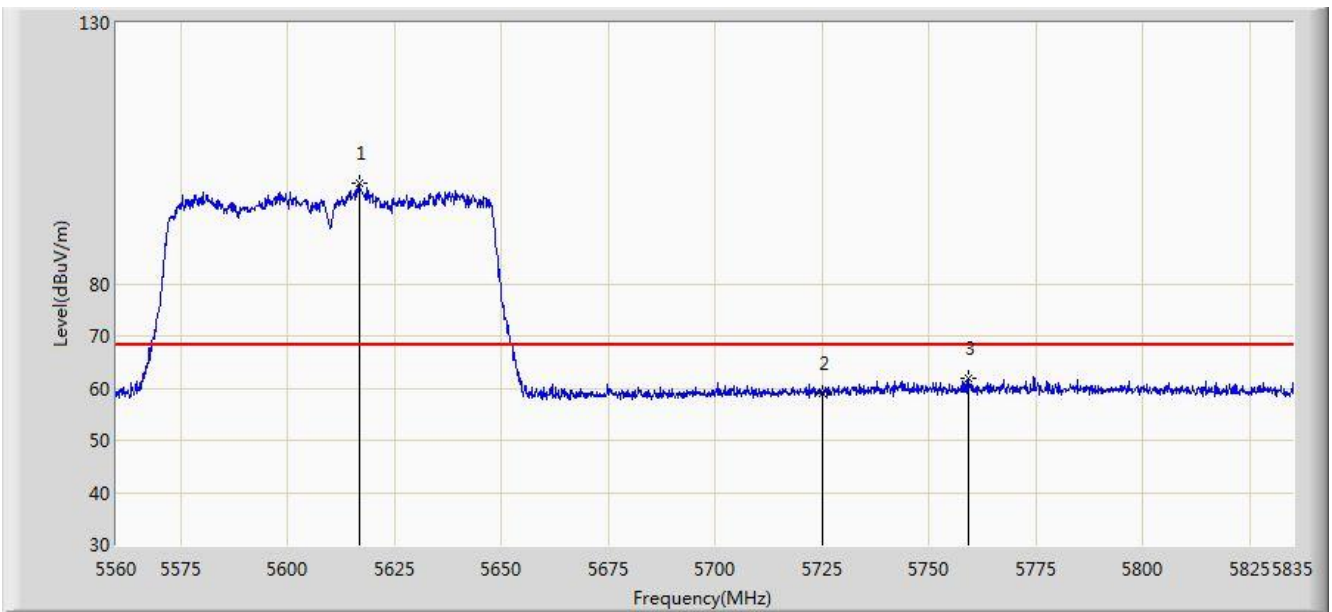


No	Flag	Mark	Frequency (MHz)	Measure Level (dBuV/m)	Reading Level (dBuV)	Margin (dB)	Limit (dBuV/m)	Factor (dB)	Type
1			5460.000	52.766	48.586	-1.234	54.000	4.180	AV
2		*	5535.955	100.364	95.985	N/A	N/A	4.379	AV

Note: Measure Level (dBuV/m) = Reading Level (dBuV) + Factor (dB)

Factor (dB) = Cable Loss (dB) + Antenna Factor (dB) (dB/m) - Pre_Amplifier Gain (dB)

Site: AC1	Time: 2018/04/10 - 03:57
Limit: FCC_Part15.209_RE(3m)	Engineer: Kevin Ker
Probe: BBHA9120D_1GHz_18GHz	Polarity: Horizontal
EUT: AC220m Wi-Fi module OD US (Wi-Fi Directional Antenna)	Power: AC 120V/60Hz
Test Mode: Transmit by 802.11ac-VHT80 at Channel 5610MHz Ant 0 + 1 (CDD Mode)	

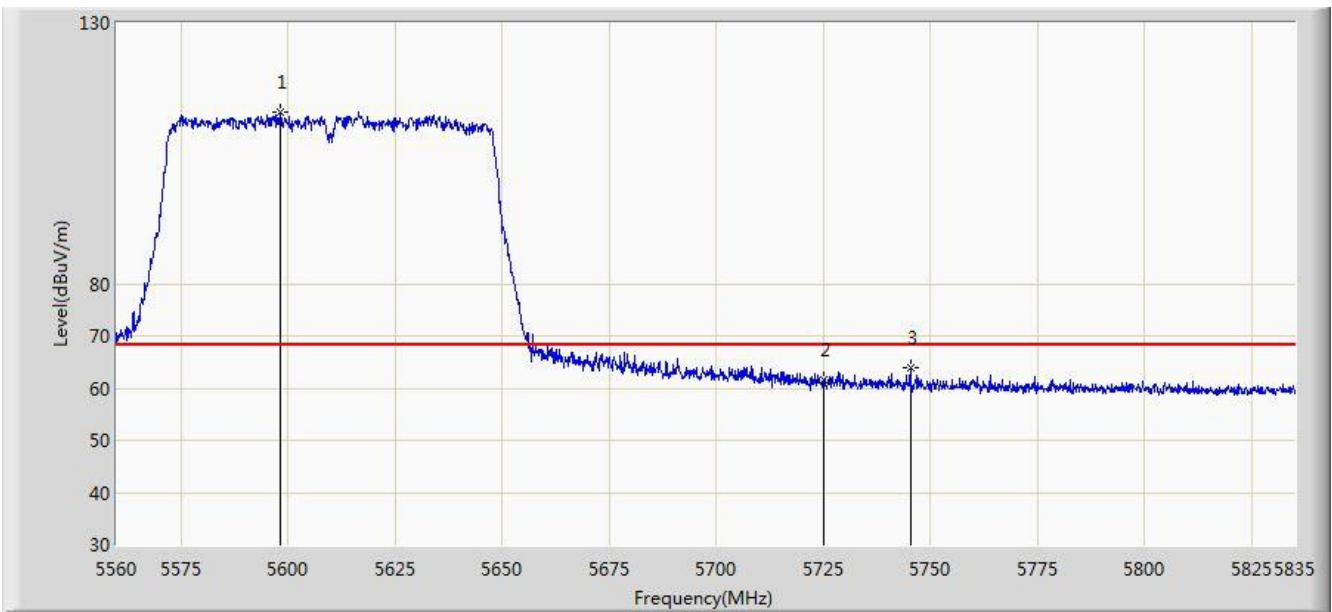


No	Flag	Mark	Frequency (MHz)	Measure Level (dBuV/m)	Reading Level (dBuV)	Margin (dB)	Limit (dBuV/m)	Factor (dB)	Type
1		*	5616.788	99.361	94.790	N/A	N/A	4.572	PK
2			5725.000	59.022	53.993	-9.178	68.200	5.029	PK
3			5759.100	61.975	56.740	-6.225	68.200	5.235	PK

Note: Measure Level (dBμV/m) = Reading Level (dBμV) + Factor (dB)

Factor (dB) = Cable Loss (dB) + Antenna Factor (dB) (dB/m) - Pre_Amplifier Gain (dB)

Site: AC1	Time: 2018/04/10 - 03:58
Limit: FCC_Part15.209_RE(3m)	Engineer: Kevin Ker
Probe: BBHA9120D_1GHz_18GHz	Polarity: Vertical
EUT: AC220m Wi-Fi module OD US (Wi-Fi Directional Antenna)	Power: AC 120V/60Hz
Test Mode: Transmit by 802.11ac-VHT80 at Channel 5610MHz Ant 0 + 1 (CDD Mode)	

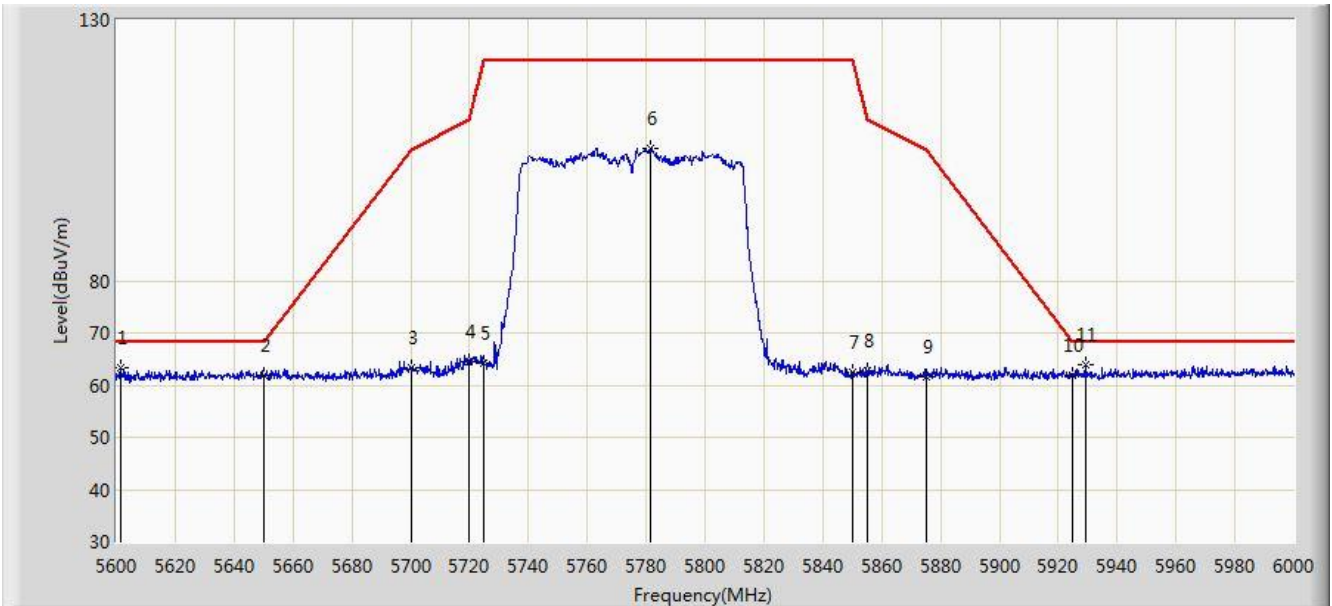


No	Flag	Mark	Frequency (MHz)	Measure Level (dBuV/m)	Reading Level (dBuV)	Margin (dB)	Limit (dBuV/m)	Factor (dB)	Type
1		*	5598.087	112.996	108.473	N/A	N/A	4.522	PK
2			5725.000	61.689	56.660	-6.511	68.200	5.029	PK
3			5745.350	63.793	58.636	-4.407	68.200	5.158	PK

Note: Measure Level (dB μ V/m) = Reading Level (dB μ V) + Factor (dB)

Factor (dB) = Cable Loss (dB) + Antenna Factor (dB) (dB/m) - Pre_Amplifier Gain (dB)

Site: AC1	Time: 2018/03/22 - 17:09
Limit: FCC_Part15.407_RE(3m)	Engineer: Kevin Ker
Probe: BBHA9120D_1GHz_18GHz	Polarity: Horizontal
EUT: AC220m Wi-Fi module OD US (Wi-Fi Directional Antenna)	Power: AC 120V/60Hz
Test Mode: Transmit by 802.11ac-VHT80 at channel 5775MHz Ant 0 + 1 (CDD Mode)	

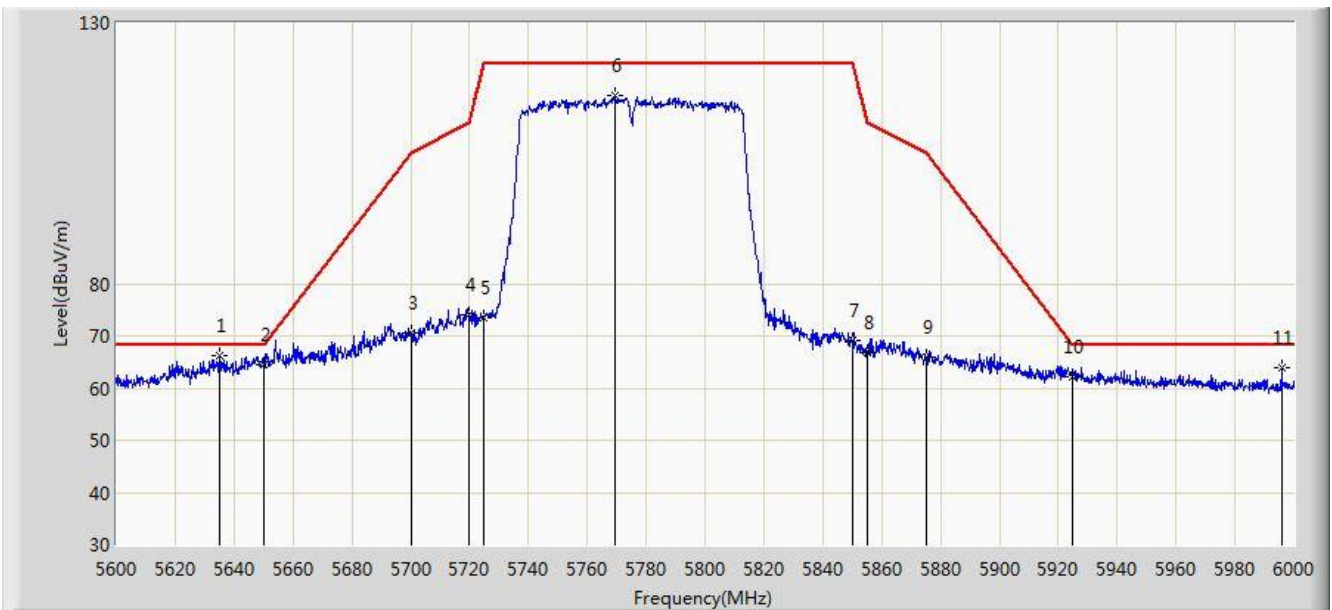


No	Flag	Mark	Frequency (MHz)	Measure Level (dBuV/m)	Reading Level (dBuV)	Margin (dB)	Limit (dBuV/m)	Factor (dB)	Type
1			5601.400	63.303	58.772	-4.897	68.200	4.531	PK
2			5650.000	61.889	57.218	-6.311	68.200	4.671	PK
3			5700.000	63.303	58.425	-41.897	105.200	4.878	PK
4			5720.000	64.580	59.583	-46.220	110.800	4.997	PK
5			5725.000	64.178	59.149	-58.022	122.200	5.029	PK
6			5781.600	105.418	100.068	N/A	N/A	5.350	PK
7			5850.000	62.370	56.644	-59.830	122.200	5.726	PK
8			5855.000	62.837	57.091	-47.963	110.800	5.746	PK
9			5875.000	61.504	55.684	-43.696	105.200	5.820	PK
10			5925.000	61.870	55.904	-6.330	68.200	5.967	PK
11		*	5929.200	63.799	57.822	-4.401	68.200	5.977	PK

Note: Measure Level (dB μ V/m) = Reading Level (dB μ V) + Factor (dB)

Factor (dB) = Cable Loss (dB) + Antenna Factor (dB) (dB/m) - Pre_Amplifier Gain (dB)

Site: AC1	Time: 2018/03/22 - 17:07
Limit: FCC_Part15.407_RE(3m)	Engineer: Kevin Ker
Probe: BBHA9120D_1GHz_18GHz	Polarity: Vertical
EUT: AC220m Wi-Fi module OD US (Wi-Fi Directional Antenna)	Power: AC 120V/60Hz
Test Mode: Transmit by 802.11ac-VHT80 at channel 5775MHz Ant 0 + 1 (CDD Mode)	

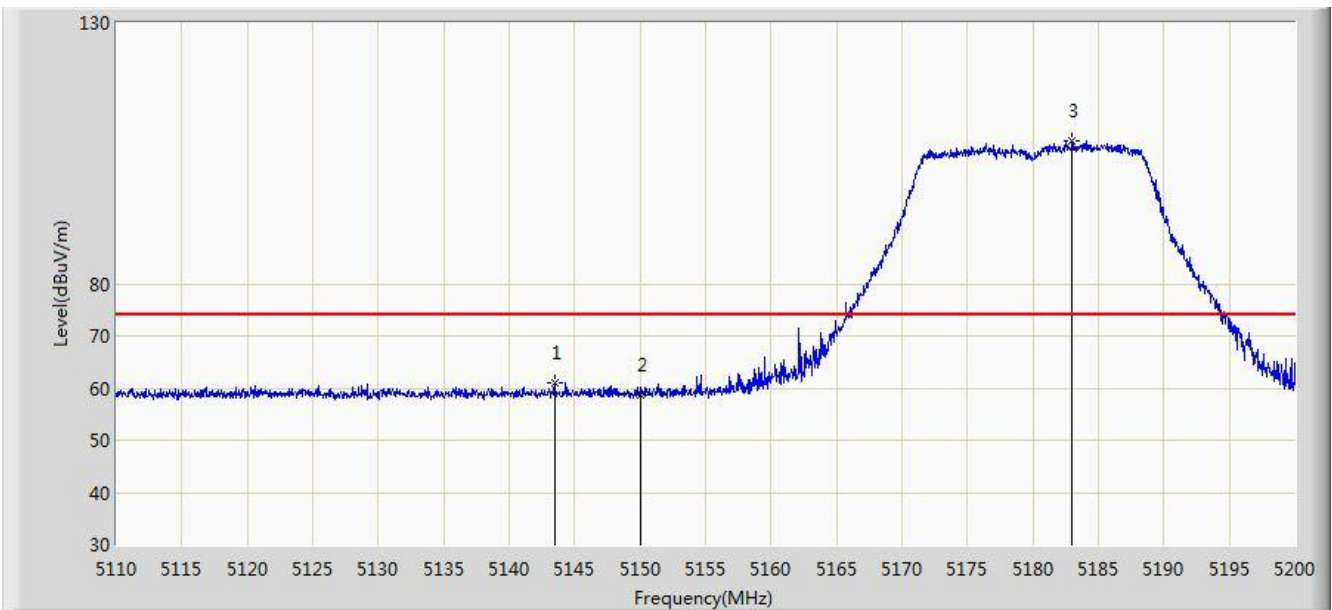


No	Flag	Mark	Frequency (MHz)	Measure Level (dBuV/m)	Reading Level (dBuV)	Margin (dB)	Limit (dBuV/m)	Factor (dB)	Type
1		*	5635.200	66.112	61.488	-2.088	68.200	4.624	PK
2			5650.000	64.435	59.764	-3.765	68.200	4.671	PK
3			5700.000	70.662	65.784	-34.538	105.200	4.878	PK
4			5720.000	74.127	69.130	-36.673	110.800	4.997	PK
5			5725.000	73.564	68.535	-48.636	122.200	5.029	PK
6			5769.400	116.149	110.861	N/A	N/A	5.288	PK
7			5850.000	69.104	63.378	-53.096	122.200	5.726	PK
8			5855.000	66.741	60.995	-44.059	110.800	5.746	PK
9			5875.000	65.856	60.036	-39.344	105.200	5.820	PK
10			5925.000	62.200	56.234	-6.000	68.200	5.967	PK
11			5995.800	64.024	57.921	-4.176	68.200	6.103	PK

Note: Measure Level (dB μ V/m) = Reading Level (dB μ V) + Factor (dB)

Factor (dB) = Cable Loss (dB) + Antenna Factor (dB) (dB/m) - Pre_Amplifier Gain (dB)

Site: AC1	Time: 2018/03/26 - 20:11
Limit: FCC_Part15.209_RE(3m)	Engineer: Kevin Ker
Probe: BBHA9120D_1GHz_18GHz	Polarity: Horizontal
EUT: AC220m Wi-Fi module OD US (Wi-Fi Directional Antenna)	Power: AC 120V/60Hz
Test Mode: Transmit by 802.11n-HT20 at channel 5180MHz Ant 0 + 1 (Beam-Forming Mode)	

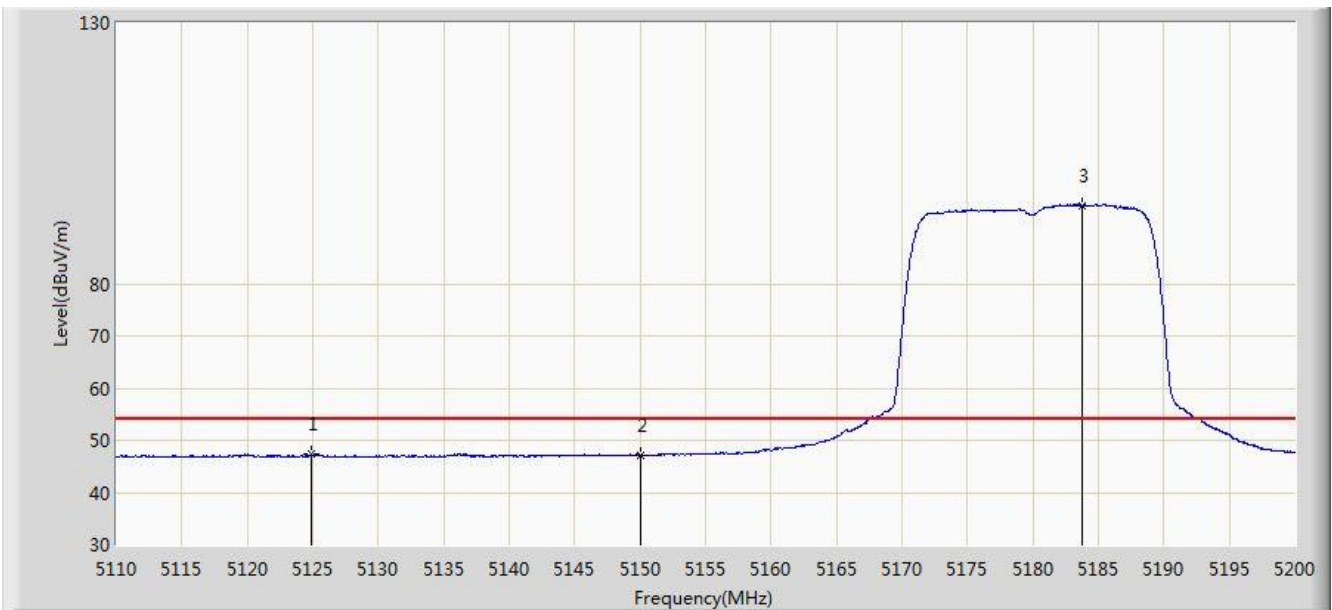


No	Flag	Mark	Frequency (MHz)	Measure Level (dBuV/m)	Reading Level (dBuV)	Margin (dB)	Limit (dBuV/m)	Factor (dB)	Type
1			5143.480	60.968	56.792	-13.032	74.000	4.175	PK
2			5150.000	58.792	54.623	-15.208	74.000	4.170	PK
3		*	5182.990	107.261	103.203	N/A	N/A	4.059	PK

Note: Measure Level (dB μ V/m) = Reading Level (dB μ V) + Factor (dB)

Factor (dB) = Cable Loss (dB) + Antenna Factor (dB) (dB/m) - Pre_Amplifier Gain (dB)

Site: AC1	Time: 2018/03/26 - 20:20
Limit: FCC_Part15.209_RE(3m)	Engineer: Kevin Ker
Probe: BBHA9120D_1GHz_18GHz	Polarity: Horizontal
EUT: AC220m Wi-Fi module OD US (Wi-Fi Directional Antenna)	Power: AC 120V/60Hz
Test Mode: Transmit by 802.11n-HT20 at channel 5180MHz Ant 0 + 1 (Beam-Forming Mode)	

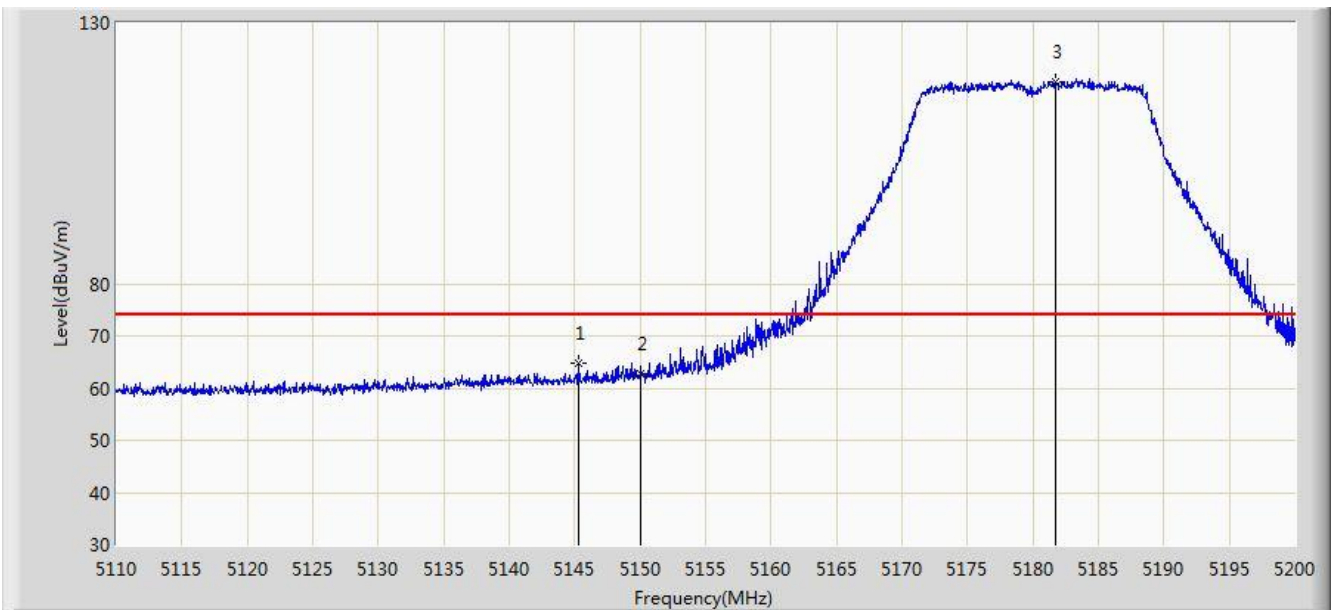


No	Flag	Mark	Frequency (MHz)	Measure Level (dBuV/m)	Reading Level (dBuV)	Margin (dB)	Limit (dBuV/m)	Factor (dB)	Type
1			5124.940	47.281	43.106	-6.719	54.000	4.175	AV
2			5150.000	47.123	42.954	-6.877	54.000	4.170	AV
3		*	5183.755	95.068	91.012	N/A	N/A	4.056	AV

Note: Measure Level (dB μ V/m) = Reading Level (dB μ V) + Factor (dB)

Factor (dB) = Cable Loss (dB) + Antenna Factor (dB) (dB/m) - Pre_Amplifier Gain (dB)

Site: AC1	Time: 2018/03/26 - 20:22
Limit: FCC_Part15.209_RE(3m)	Engineer: Kevin Ker
Probe: BBHA9120D_1GHz_18GHz	Polarity: Vertical
EUT: AC220m Wi-Fi module OD US (Wi-Fi Directional Antenna)	Power: AC 120V/60Hz
Test Mode: Transmit by 802.11n-HT20 at channel 5180MHz Ant 0 + 1 (Beam-Forming Mode)	

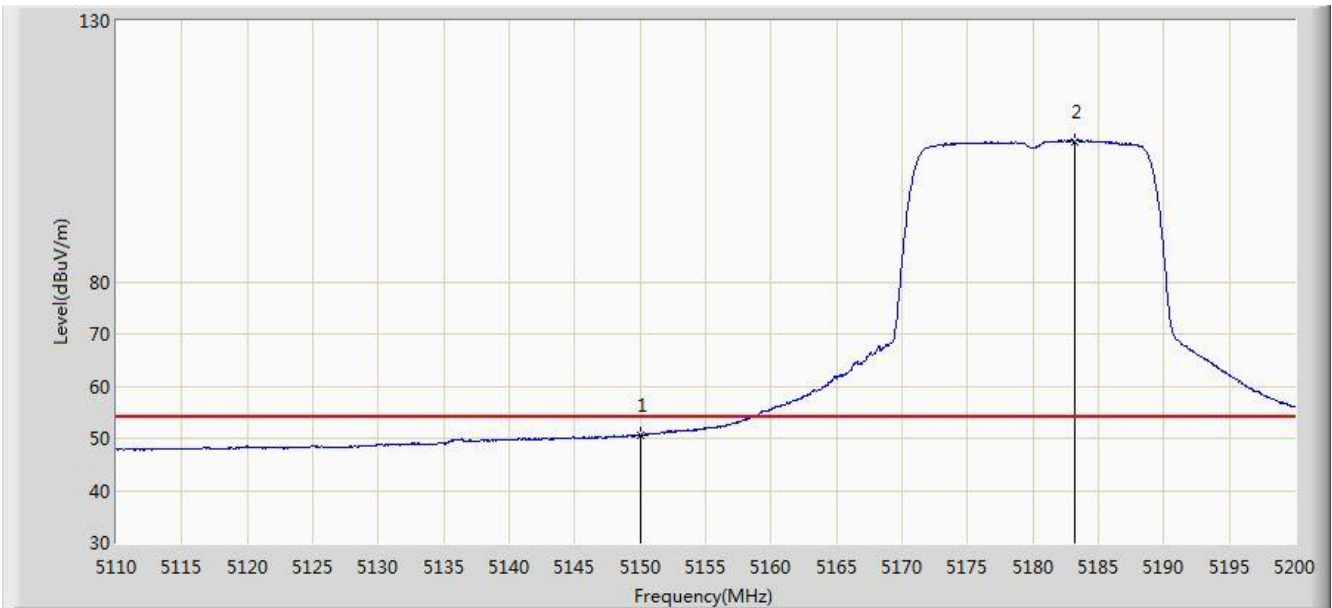


No	Flag	Mark	Frequency (MHz)	Measure Level (dBuV/m)	Reading Level (dBuV)	Margin (dB)	Limit (dBuV/m)	Factor (dB)	Type
1			5145.280	64.716	60.540	-9.284	74.000	4.176	PK
2			5150.000	62.761	58.592	-11.239	74.000	4.170	PK
3		*	5181.730	118.774	114.711	N/A	N/A	4.063	PK

Note: Measure Level (dB μ V/m) = Reading Level (dB μ V) + Factor (dB)

Factor (dB) = Cable Loss (dB) + Antenna Factor (dB) (dB/m) - Pre_Amplifier Gain (dB)

Site: AC1	Time: 2018/03/26 - 20:26
Limit: FCC_Part15.209_RE(3m)	Engineer: Kevin Ker
Probe: BBHA9120D_1GHz_18GHz	Polarity: Vertical
EUT: AC220m Wi-Fi module OD US (Wi-Fi Directional Antenna)	Power: AC 120V/60Hz
Test Mode: Transmit by 802.11n-HT20 at channel 5180MHz Ant 0 + 1 (Beam-Forming Mode)	

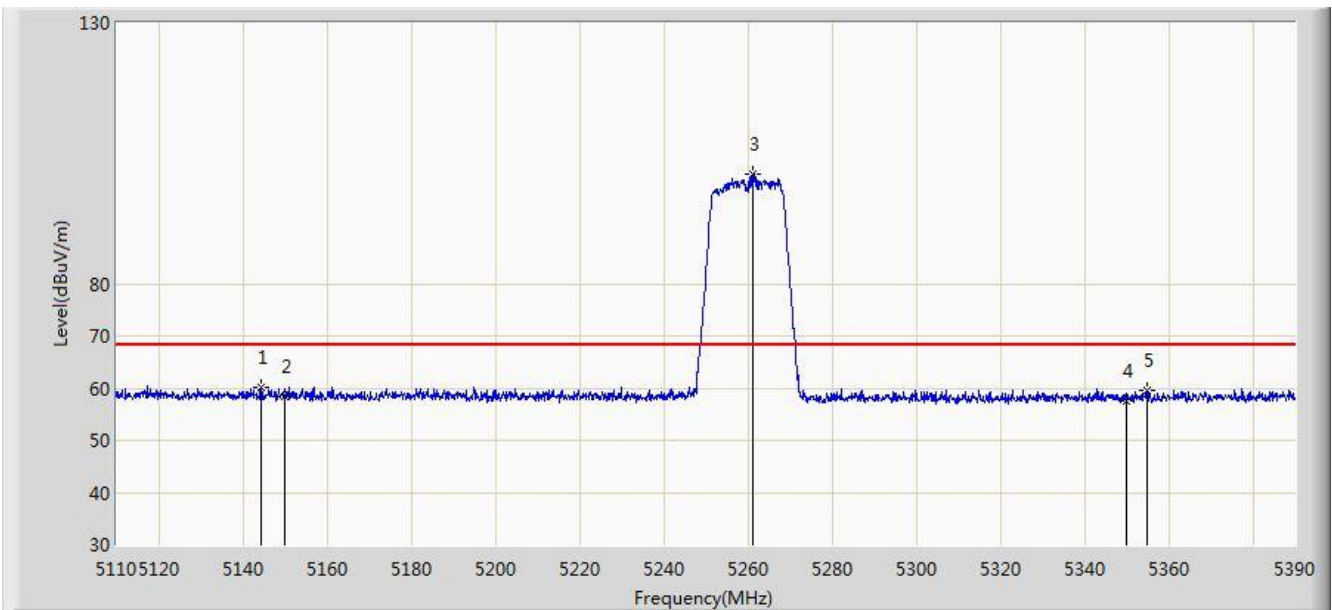


No	Flag	Mark	Frequency (MHz)	Measure Level (dBuV/m)	Reading Level (dBuV)	Margin (dB)	Limit (dBuV/m)	Factor (dB)	Type
1			5150.000	50.604	46.435	-3.396	54.000	4.170	AV
2		*	5183.215	106.891	102.834	N/A	N/A	4.057	AV

Note: Measure Level (dB μ V/m) = Reading Level (dB μ V) + Factor (dB)

Factor (dB) = Cable Loss (dB) + Antenna Factor (dB) (dB/m) - Pre_Amplifier Gain (dB)

Site: AC1	Time: 2018/04/10 - 04:00
Limit: FCC_Part15.209_RE(3m)	Engineer: Kevin Ker
Probe: BBHA9120D_1GHz_18GHz	Polarity: Horizontal
EUT: AC220m Wi-Fi module OD US (Wi-Fi Directional Antenna)	Power: AC 120V/60Hz
Test Mode: Transmit by 802.11n-HT20 at Channel 5260MHz Ant 0 + 1 (Beam-Forming Mode)	

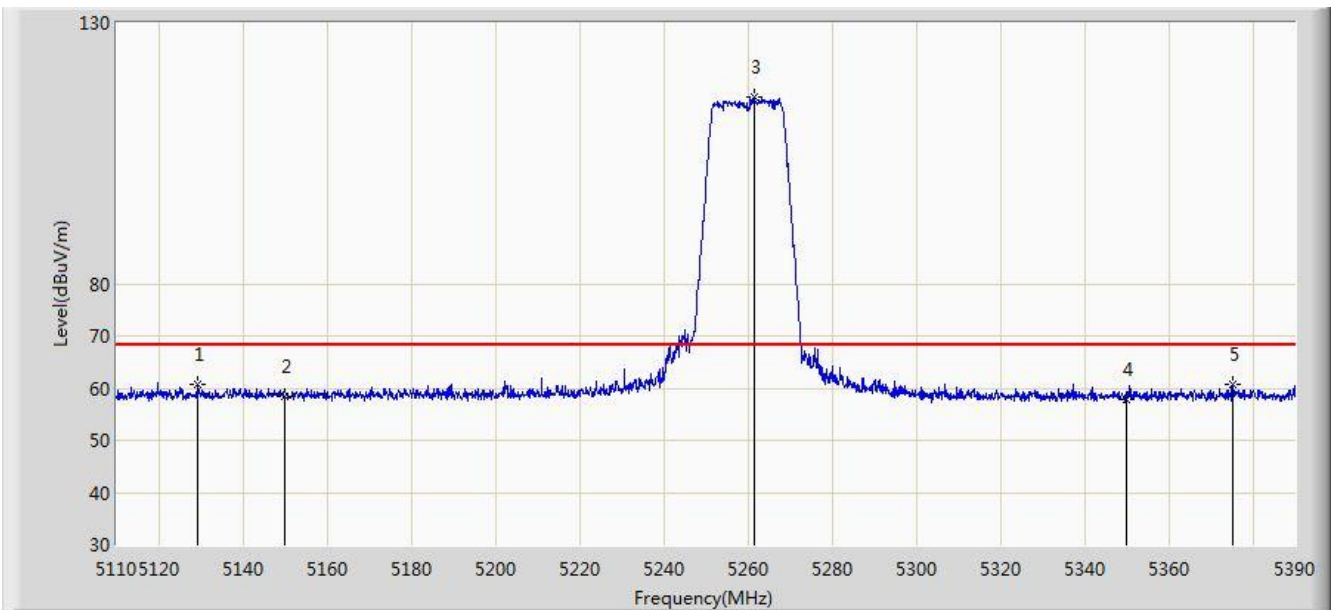


No	Flag	Mark	Frequency (MHz)	Measure Level (dBuV/m)	Reading Level (dBuV)	Margin (dB)	Limit (dBuV/m)	Factor (dB)	Type
1			5144.300	60.042	55.866	-8.158	68.200	4.176	PK
2			5150.000	58.419	54.250	-9.781	68.200	4.170	PK
3		*	5261.340	100.907	97.065	N/A	N/A	3.841	PK
4			5350.000	57.626	53.721	-10.574	68.200	3.904	PK
5			5354.860	59.643	55.729	-8.557	68.200	3.913	PK

Note: Measure Level (dB μ V/m) = Reading Level (dB μ V) + Factor (dB)

Factor (dB) = Cable Loss (dB) + Antenna Factor (dB) (dB/m) - Pre_Amplifier Gain (dB)

Site: AC1	Time: 2018/04/10 - 04:06
Limit: FCC_Part15.209_RE(3m)	Engineer: Kevin Ker
Probe: BBHA9120D_1GHz_18GHz	Polarity: Vertical
EUT: AC220m Wi-Fi module OD US (Wi-Fi Directional Antenna)	Power: AC 120V/60Hz
Test Mode: Transmit by 802.11n-HT20 at Channel 5260MHz Ant 0 + 1 (Beam-Forming Mode)	

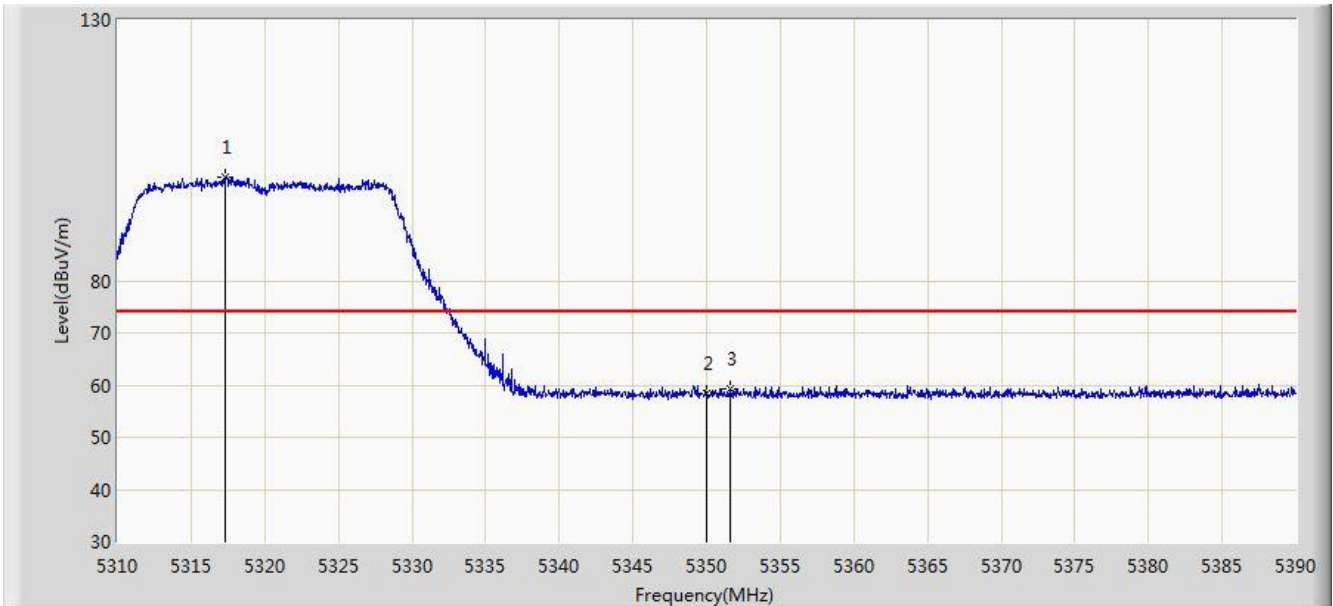


No	Flag	Mark	Frequency (MHz)	Measure Level (dBuV/m)	Reading Level (dBuV)	Margin (dB)	Limit (dBuV/m)	Factor (dB)	Type
1			5129.460	60.750	56.575	-7.450	68.200	4.175	PK
2			5150.000	58.402	54.233	-9.798	68.200	4.170	PK
3		*	5261.620	115.718	111.877	N/A	N/A	3.841	PK
4			5350.000	57.873	53.968	-10.327	68.200	3.904	PK
5			5375.160	60.705	56.755	-7.495	68.200	3.950	PK

Note: Measure Level (dB μ V/m) = Reading Level (dB μ V) + Factor (dB)

Factor (dB) = Cable Loss (dB) + Antenna Factor (dB) (dB/m) - Pre_Amplifier Gain (dB)

Site: AC1	Time: 2018/03/26 - 20:29
Limit: FCC_Part15.209_RE(3m)	Engineer: Kevin Ker
Probe: BBHA9120D_1GHz_18GHz	Polarity: Horizontal
EUT: AC220m Wi-Fi module OD US (Wi-Fi Directional Antenna)	Power: AC 120V/60Hz
Test Mode: Transmit by 802.11n-HT20 at channel 5320MHz Ant 0 + 1 (Beam-Forming Mode)	

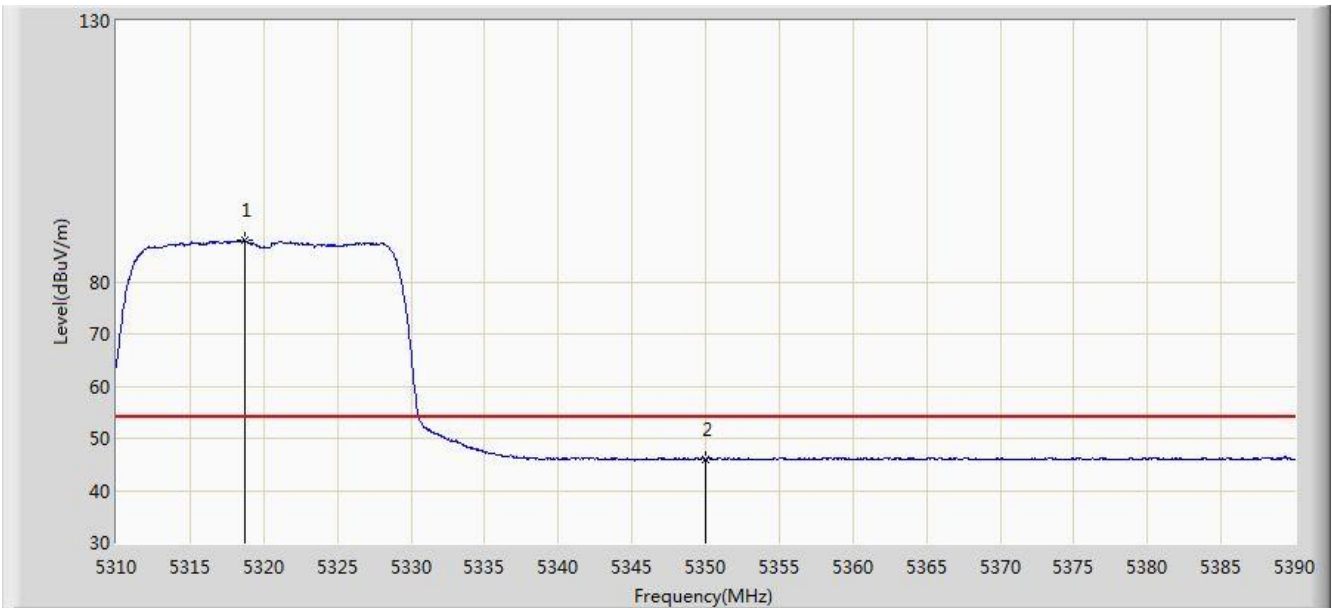


No	Flag	Mark	Frequency (MHz)	Measure Level (dBuV/m)	Reading Level (dBuV)	Margin (dB)	Limit (dBuV/m)	Factor (dB)	Type
1		*	5317.360	99.730	95.886	N/A	N/A	3.844	PK
2			5350.000	58.271	54.366	-15.729	74.000	3.904	PK
3			5351.600	59.379	55.471	-14.621	74.000	3.908	PK

Note: Measure Level (dBuV/m) = Reading Level (dBuV) + Factor (dB)

Factor (dB) = Cable Loss (dB) + Antenna Factor (dB) (dB/m) - Pre_Amplifier Gain (dB)

Site: AC1	Time: 2018/03/26 - 20:44
Limit: FCC_Part15.209_RE(3m)	Engineer: Kevin Ker
Probe: BBHA9120D_1GHz_18GHz	Polarity: Horizontal
EUT: AC220m Wi-Fi module OD US (Wi-Fi Directional Antenna)	Power: AC 120V/60Hz
Test Mode: Transmit by 802.11n-HT20 at channel 5320MHz Ant 0 + 1 (Beam-Forming Mode)	

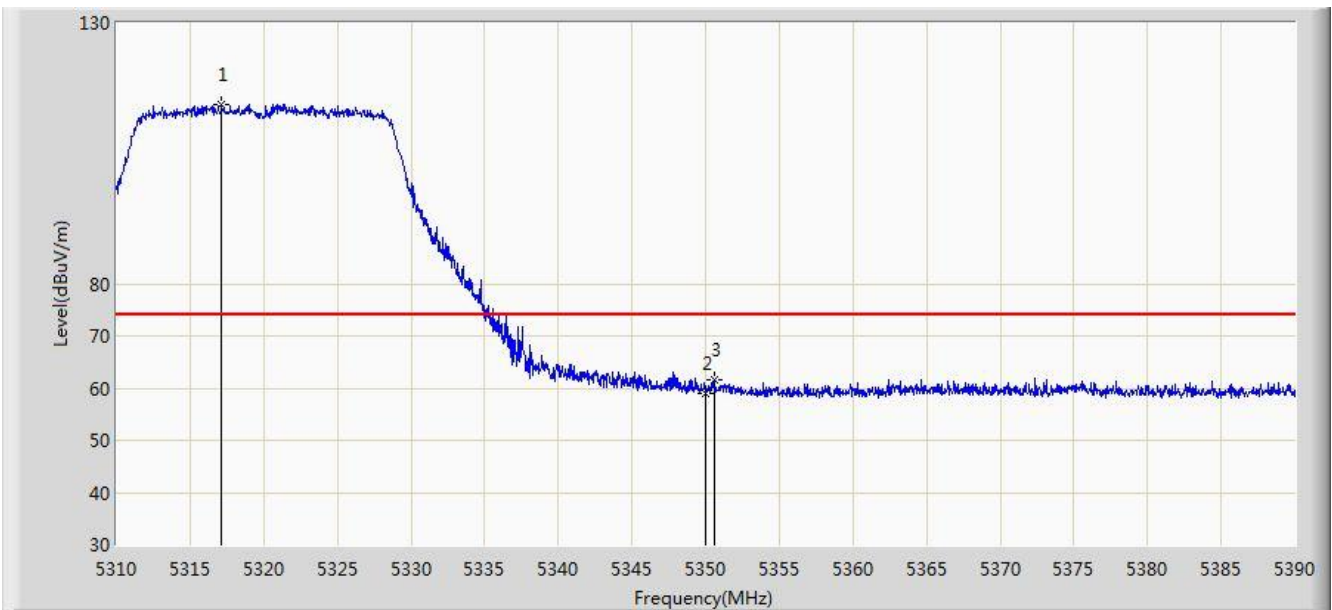


No	Flag	Mark	Frequency (MHz)	Measure Level (dBuV/m)	Reading Level (dBuV)	Margin (dB)	Limit (dBuV/m)	Factor (dB)	Type
1		*	5318.680	87.847	84.001	N/A	N/A	3.846	AV
2			5350.000	45.996	42.091	-8.004	54.000	3.904	AV

Note: Measure Level (dB μ V/m) = Reading Level (dB μ V) + Factor (dB)

Factor (dB) = Cable Loss (dB) + Antenna Factor (dB) (dB/m) - Pre_Amplifier Gain (dB)

Site: AC1	Time: 2018/03/26 - 20:45
Limit: FCC_Part15.209_RE(3m)	Engineer: Kevin Ker
Probe: BBHA9120D_1GHz_18GHz	Polarity: Vertical
EUT: AC220m Wi-Fi module OD US (Wi-Fi Directional Antenna)	Power: AC 120V/60Hz
Test Mode: Transmit by 802.11n-HT20 at channel 5320MHz Ant 0 + 1 (Beam-Forming Mode)	

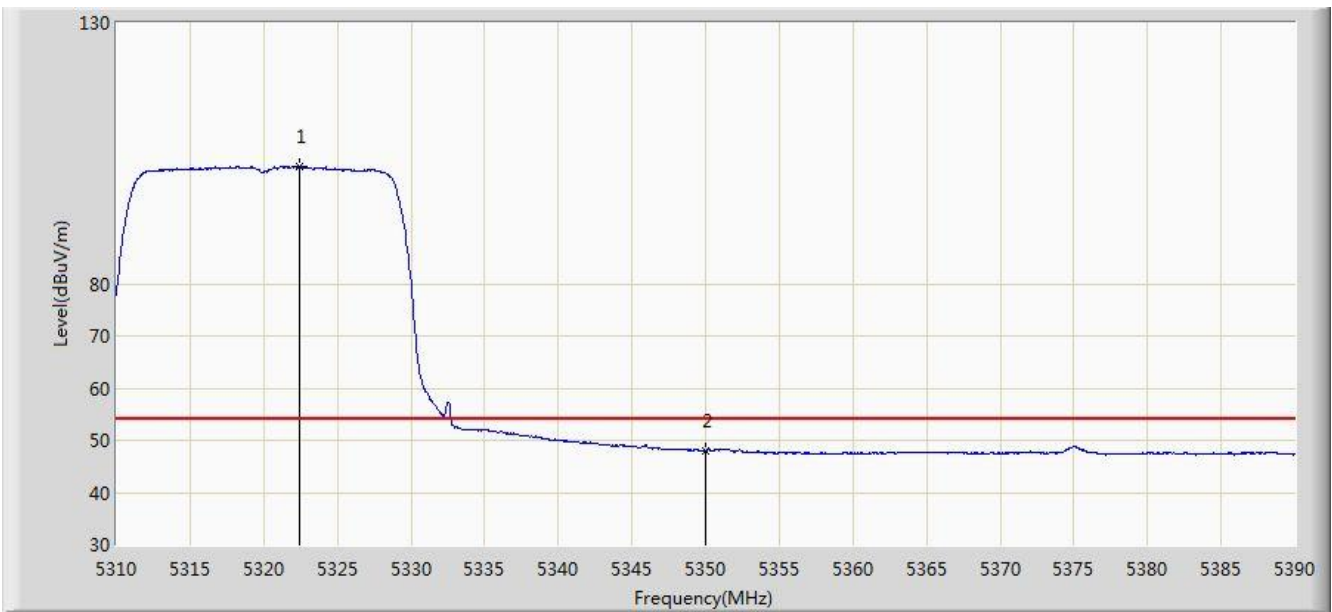


No	Flag	Mark	Frequency (MHz)	Measure Level (dBuV/m)	Reading Level (dBuV)	Margin (dB)	Limit (dBuV/m)	Factor (dB)	Type
1		*	5317.160	114.321	110.478	N/A	N/A	3.843	PK
2			5350.000	58.947	55.042	-15.053	74.000	3.904	PK
3			5350.560	61.609	57.703	-12.391	74.000	3.906	PK

Note: Measure Level (dB μ V/m) = Reading Level (dB μ V) + Factor (dB)

Factor (dB) = Cable Loss (dB) + Antenna Factor (dB) (dB/m) - Pre_Amplifier Gain (dB)

Site: AC1	Time: 2018/03/26 - 20:45
Limit: FCC_Part15.209_RE(3m)	Engineer: Kevin Ker
Probe: BBHA9120D_1GHz_18GHz	Polarity: Vertical
EUT: AC220m Wi-Fi module OD US (Wi-Fi Directional Antenna)	Power: AC 120V/60Hz
Test Mode: Transmit by 802.11n-HT20 at channel 5320MHz Ant 0 + 1 (Beam-Forming Mode)	

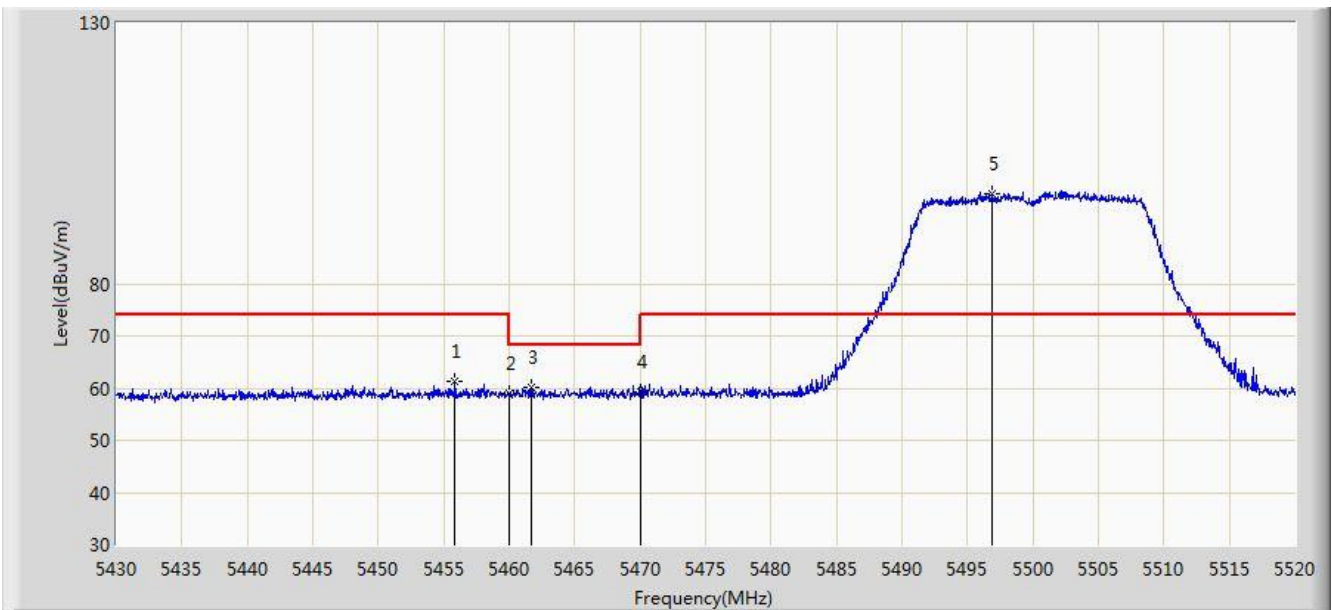


No	Flag	Mark	Frequency (MHz)	Measure Level (dBuV/m)	Reading Level (dBuV)	Margin (dB)	Limit (dBuV/m)	Factor (dB)	Type
1		*	5322.400	102.571	98.718	N/A	N/A	3.853	AV
2			5350.000	47.996	44.091	-6.004	54.000	3.904	AV

Note: Measure Level (dBμV/m) = Reading Level (dBμV) + Factor (dB)

Factor (dB) = Cable Loss (dB) + Antenna Factor (dB) (dB/m) - Pre_Amplifier Gain (dB)

Site: AC1	Time: 2018/03/26 - 20:46
Limit: FCC_Part15.209_RE(3m)	Engineer: Kevin Ker
Probe: BBHA9120D_1GHz_18GHz	Polarity: Horizontal
EUT: AC220m Wi-Fi module OD US (Wi-Fi Directional Antenna)	Power: AC 120V/60Hz
Test Mode: Transmit by 802.11n-HT20 at channel 5500MHz Ant 0 + 1 (Beam-Forming Mode)	

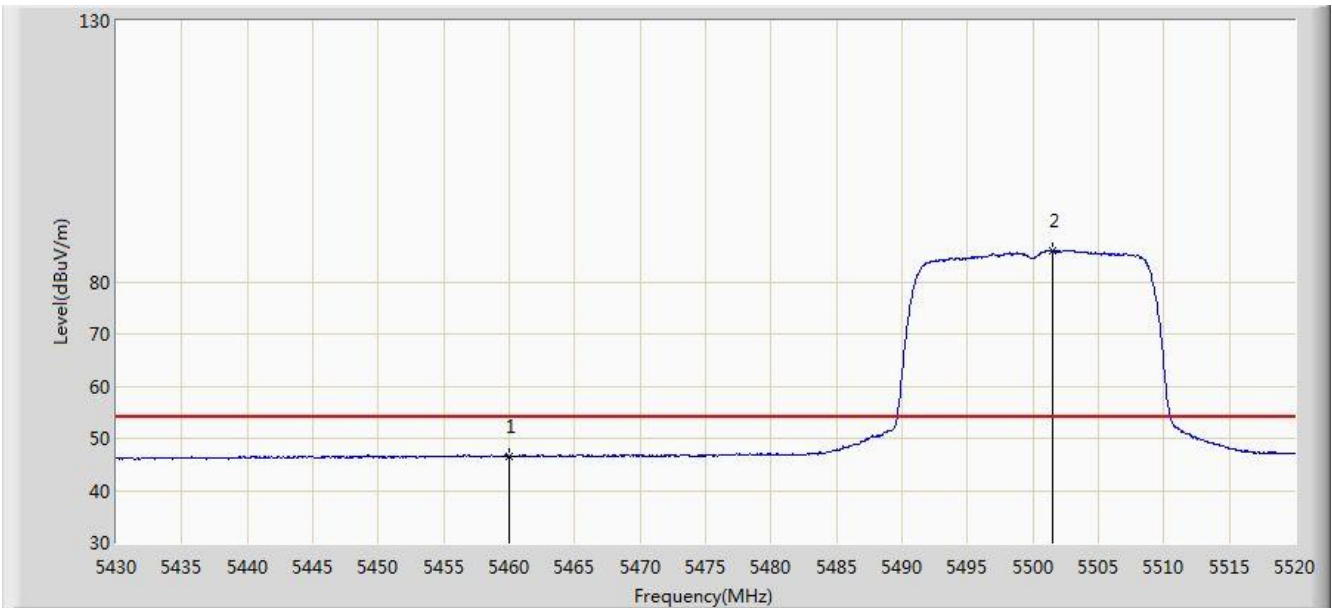


No	Flag	Mark	Frequency (MHz)	Measure Level (dBuV/m)	Reading Level (dBuV)	Margin (dB)	Limit (dBuV/m)	Factor (dB)	Type
1			5455.875	61.441	57.269	-12.559	74.000	4.172	PK
2			5460.000	58.876	54.696	-15.124	74.000	4.180	PK
3			5461.680	60.098	55.914	-8.102	68.200	4.184	PK
4			5470.000	59.206	55.004	-8.994	68.200	4.202	PK
5		*	5496.915	97.275	93.012	N/A	N/A	4.264	PK

Note: Measure Level (dB μ V/m) = Reading Level (dB μ V) + Factor (dB)

Factor (dB) = Cable Loss (dB) + Antenna Factor (dB) (dB/m) - Pre_Amplifier Gain (dB)

Site: AC1	Time: 2018/03/26 - 20:51
Limit: FCC_Part15.209_RE(3m)	Engineer: Kevin Ker
Probe: BBHA9120D_1GHz_18GHz	Polarity: Horizontal
EUT: AC220m Wi-Fi module OD US (Wi-Fi Directional Antenna)	Power: AC 120V/60Hz
Test Mode: Transmit by 802.11n-HT20 at channel 5500MHz Ant 0 + 1 (Beam-Forming Mode)	

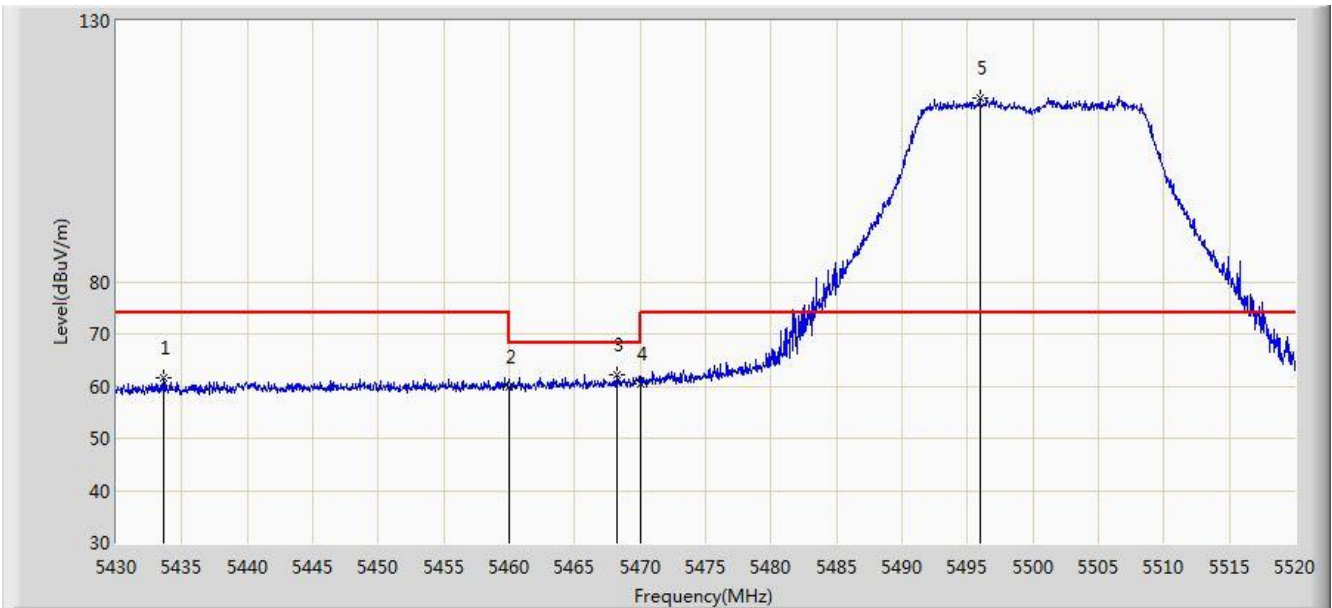


No	Flag	Mark	Frequency (MHz)	Measure Level (dBuV/m)	Reading Level (dBuV)	Margin (dB)	Limit (dBuV/m)	Factor (dB)	Type
1			5460.000	46.515	42.335	-7.485	54.000	4.180	AV
2		*	5501.460	85.899	81.623	N/A	N/A	4.276	AV

Note: Measure Level (dB μ V/m) = Reading Level (dB μ V) + Factor (dB)

Factor (dB) = Cable Loss (dB) + Antenna Factor (dB) (dB/m) - Pre_Amplifier Gain (dB)

Site: AC1	Time: 2018/03/26 - 20:51
Limit: FCC_Part15.209_RE(3m)	Engineer: Kevin Ker
Probe: BBHA9120D_1GHz_18GHz	Polarity: Vertical
EUT: AC220m Wi-Fi module OD US (Wi-Fi Directional Antenna)	Power: AC 120V/60Hz
Test Mode: Transmit by 802.11n-HT20 at channel 5500MHz Ant 0 + 1 (Beam-Forming Mode)	

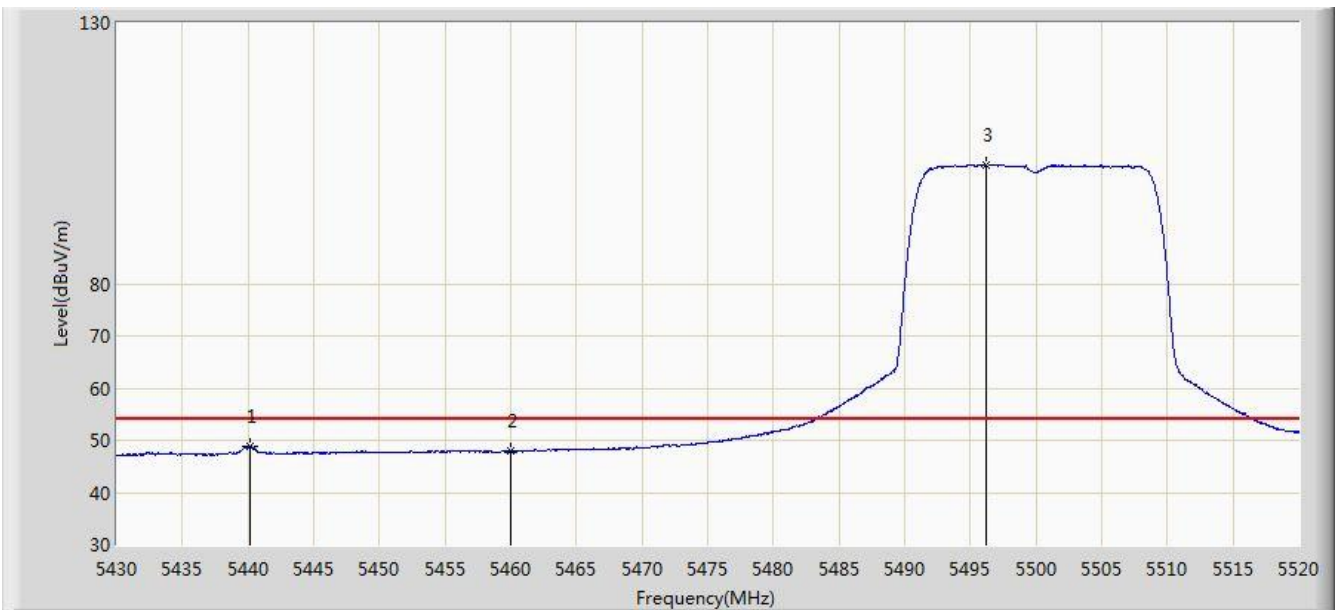


No	Flag	Mark	Frequency (MHz)	Measure Level (dBuV/m)	Reading Level (dBuV)	Margin (dB)	Limit (dBuV/m)	Factor (dB)	Type
1			5433.555	61.476	57.371	-12.524	74.000	4.105	PK
2			5460.000	59.731	55.551	-14.269	74.000	4.180	PK
3			5468.250	62.124	57.926	-6.076	68.200	4.198	PK
4			5470.000	60.363	56.161	-7.837	68.200	4.202	PK
5		*	5495.925	115.169	110.908	N/A	N/A	4.261	PK

Note: Measure Level (dBuV/m) = Reading Level (dBuV) + Factor (dB)

Factor (dB) = Cable Loss (dB) + Antenna Factor (dB) (dB/m) - Pre_Amplifier Gain (dB)

Site: AC1	Time: 2018/03/26 - 20:52
Limit: FCC_Part15.209_RE(3m)	Engineer: Kevin Ker
Probe: BBHA9120D_1GHz_18GHz	Polarity: Vertical
EUT: AC220m Wi-Fi module OD US (Wi-Fi Directional Antenna)	Power: AC 120V/60Hz
Test Mode: Transmit by 802.11n-HT20 at channel 5500MHz Ant 0 + 1 (Beam-Forming Mode)	

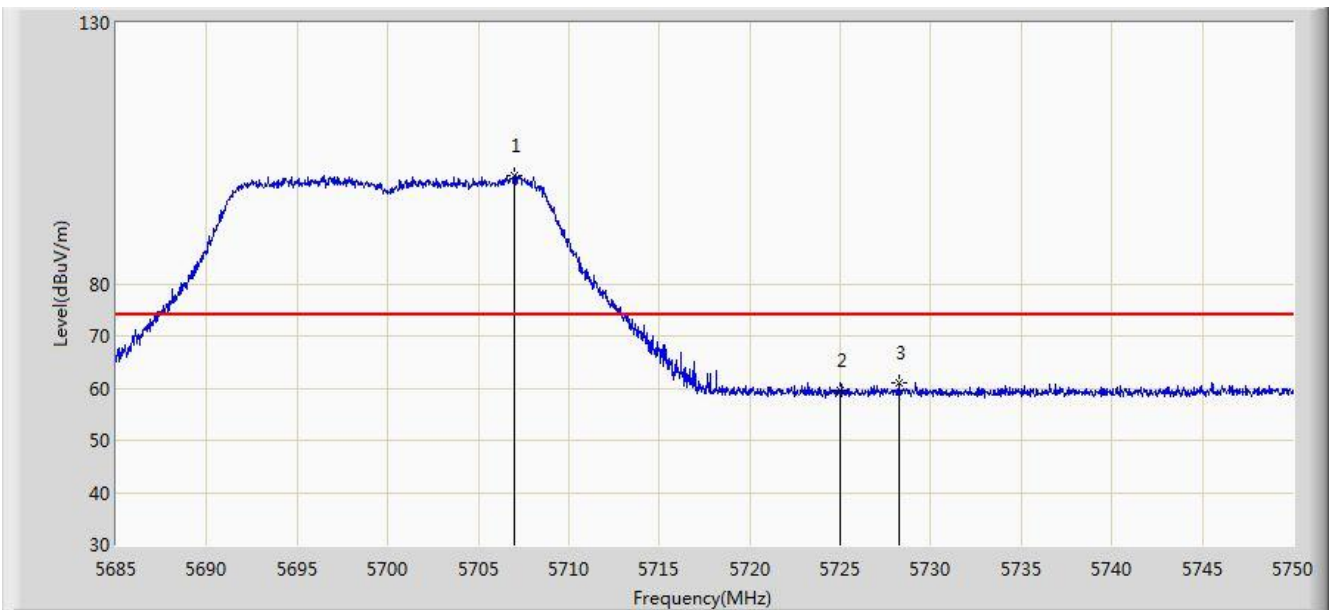


No	Flag	Mark	Frequency (MHz)	Measure Level (dBuV/m)	Reading Level (dBuV)	Margin (dB)	Limit (dBuV/m)	Factor (dB)	Type
1			5440.170	48.797	44.672	-5.203	54.000	4.125	AV
2			5460.000	47.855	43.675	-6.145	54.000	4.180	AV
3		*	5496.240	102.876	98.614	N/A	N/A	4.261	AV

Note: Measure Level (dB μ V/m) = Reading Level (dB μ V) + Factor (dB)

Factor (dB) = Cable Loss (dB) + Antenna Factor (dB) (dB/m) - Pre_Amplifier Gain (dB)

Site: AC1	Time: 2018/03/26 - 20:53
Limit: FCC_Part15.209_RE(3m)	Engineer: Kevin Ker
Probe: BBHA9120D_1GHz_18GHz	Polarity: Horizontal
EUT: AC220m Wi-Fi module OD US (Wi-Fi Directional Antenna)	Power: AC 120V/60Hz
Test Mode: Transmit by 802.11n-HT20 at channel 5700MHz Ant 0 + 1 (Beam-Forming Mode)	

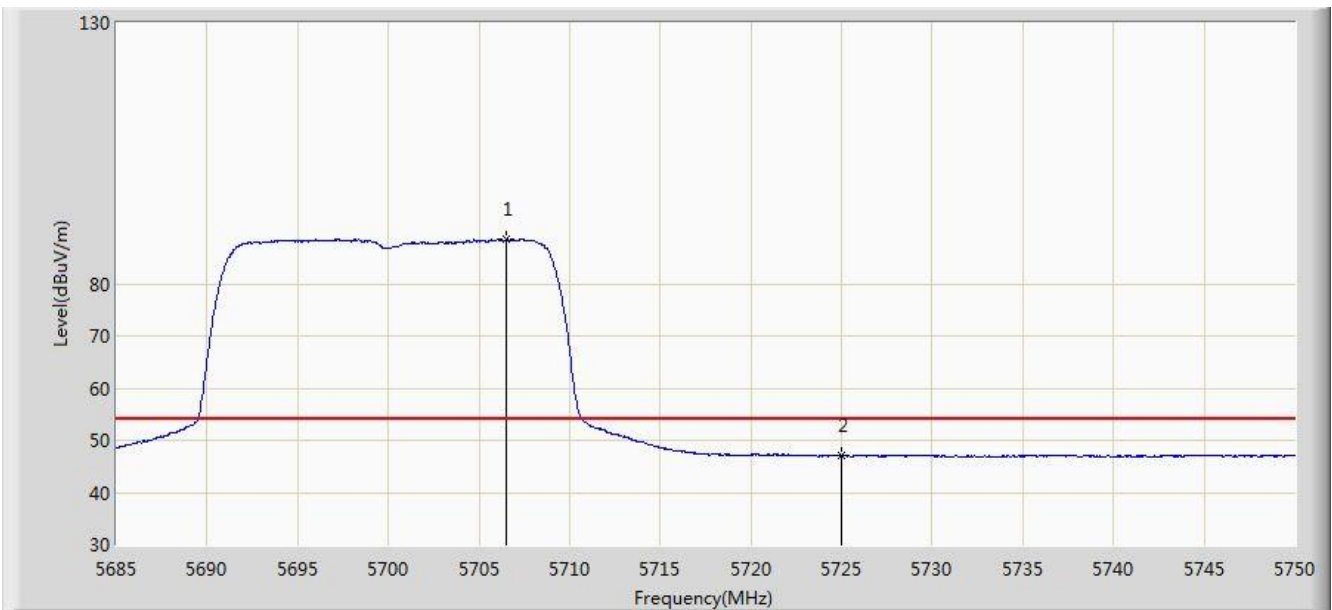


No	Flag	Mark	Frequency (MHz)	Measure Level (dBuV/m)	Reading Level (dBuV)	Margin (dB)	Limit (dBuV/m)	Factor (dB)	Type
1		*	5707.002	100.669	95.754	N/A	N/A	4.915	PK
2			5725.000	59.512	54.483	-14.488	74.000	5.029	PK
3			5728.225	61.046	55.996	-12.954	74.000	5.050	PK

Note: Measure Level (dBuV/m) = Reading Level (dBuV) + Factor (dB)

Factor (dB) = Cable Loss (dB) + Antenna Factor (dB) (dB/m) - Pre_Amplifier Gain (dB)

Site: AC1	Time: 2018/03/26 - 20:56
Limit: FCC_Part15.209_RE(3m)	Engineer: Kevin Ker
Probe: BBHA9120D_1GHz_18GHz	Polarity: Horizontal
EUT: AC220m Wi-Fi module OD US (Wi-Fi Directional Antenna)	Power: AC 120V/60Hz
Test Mode: Transmit by 802.11n-HT20 at channel 5700MHz Ant 0 + 1 (Beam-Forming Mode)	

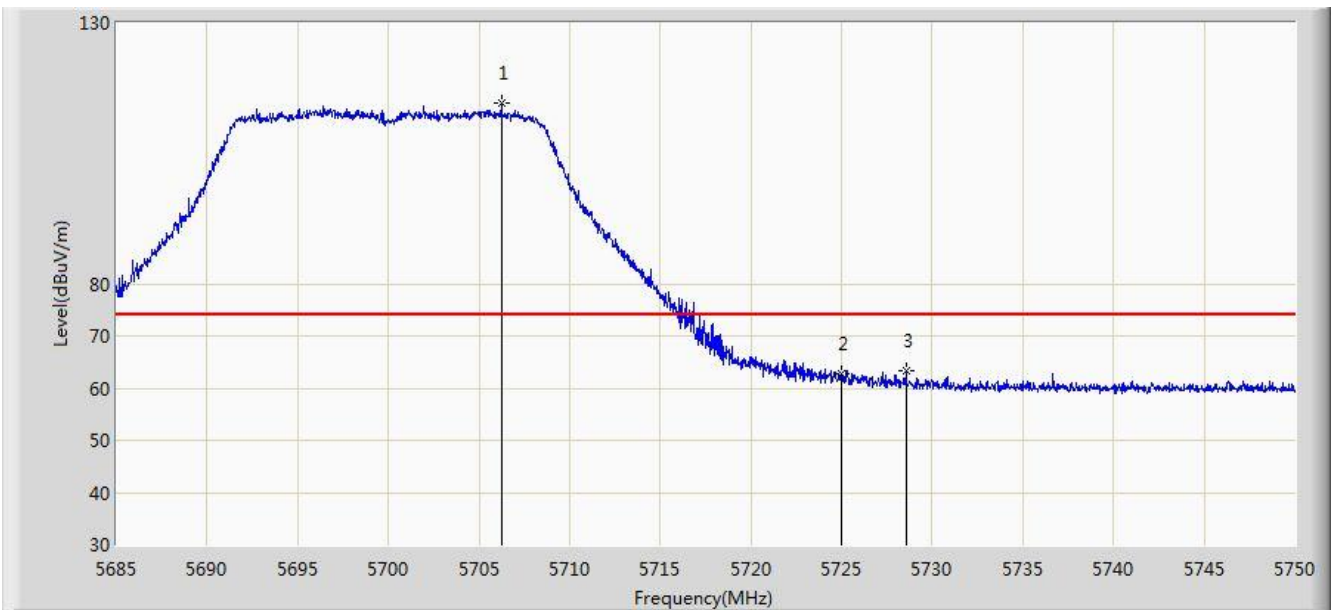


No	Flag	Mark	Frequency (MHz)	Measure Level (dBuV/m)	Reading Level (dBuV)	Margin (dB)	Limit (dBuV/m)	Factor (dB)	Type
1		*	5706.515	88.546	83.633	N/A	N/A	4.912	AV
2			5725.000	47.200	42.171	-6.800	54.000	5.029	AV

Note: Measure Level (dB μ V/m) = Reading Level (dB μ V) + Factor (dB)

Factor (dB) = Cable Loss (dB) + Antenna Factor (dB) (dB/m) - Pre_Amplifier Gain (dB)

Site: AC1	Time: 2018/03/26 - 20:56
Limit: FCC_Part15.209_RE(3m)	Engineer: Kevin Ker
Probe: BBHA9120D_1GHz_18GHz	Polarity: Vertical
EUT: AC220m Wi-Fi module OD US (Wi-Fi Directional Antenna)	Power: AC 120V/60Hz
Test Mode: Transmit by 802.11n-HT20 at channel 5700MHz Ant 0 + 1 (Beam-Forming Mode)	

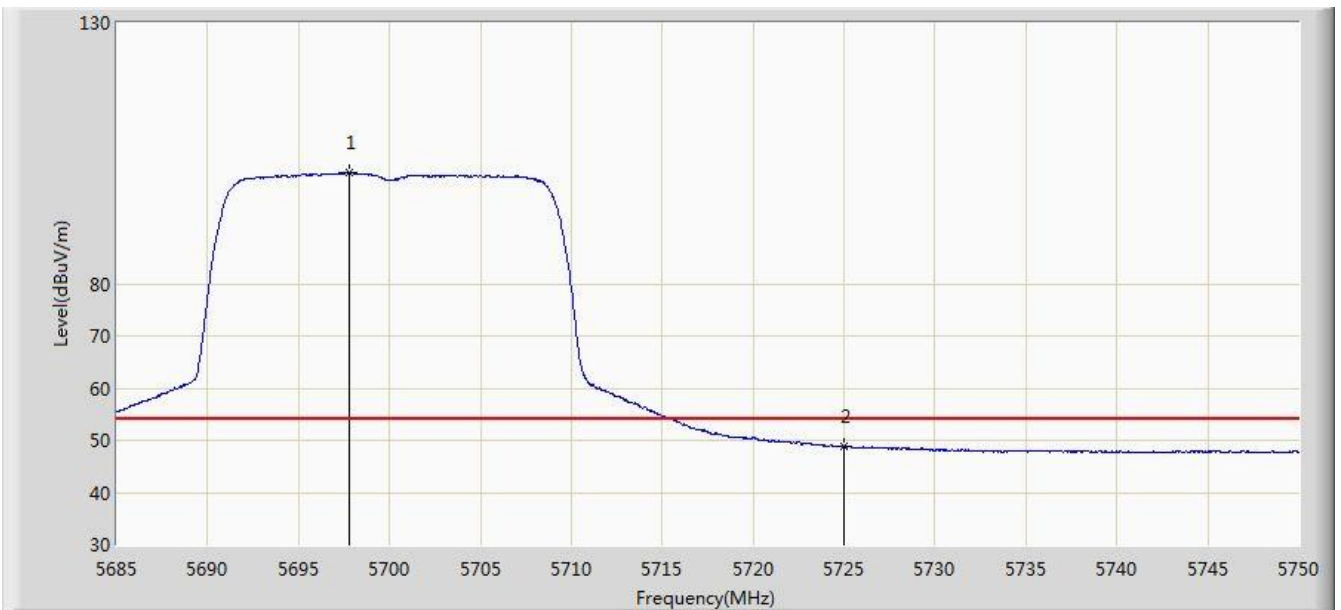


No	Flag	Mark	Frequency (MHz)	Measure Level (dBuV/m)	Reading Level (dBuV)	Margin (dB)	Limit (dBuV/m)	Factor (dB)	Type
1		*	5706.223	114.613	109.702	N/A	N/A	4.911	PK
2			5725.000	62.723	57.694	-11.277	74.000	5.029	PK
3			5728.550	63.342	58.290	-10.658	74.000	5.052	PK

Note: Measure Level (dB μ V/m) = Reading Level (dB μ V) + Factor (dB)

Factor (dB) = Cable Loss (dB) + Antenna Factor (dB) (dB/m) - Pre_Amplifier Gain (dB)

Site: AC1	Time: 2018/03/26 - 20:57
Limit: FCC_Part15.209_RE(3m)	Engineer: Kevin Ker
Probe: BBHA9120D_1GHz_18GHz	Polarity: Vertical
EUT: AC220m Wi-Fi module OD US (Wi-Fi Directional Antenna)	Power: AC 120V/60Hz
Test Mode: Transmit by 802.11n-HT20 at channel 5700MHz Ant 0 + 1 (Beam-Forming Mode)	

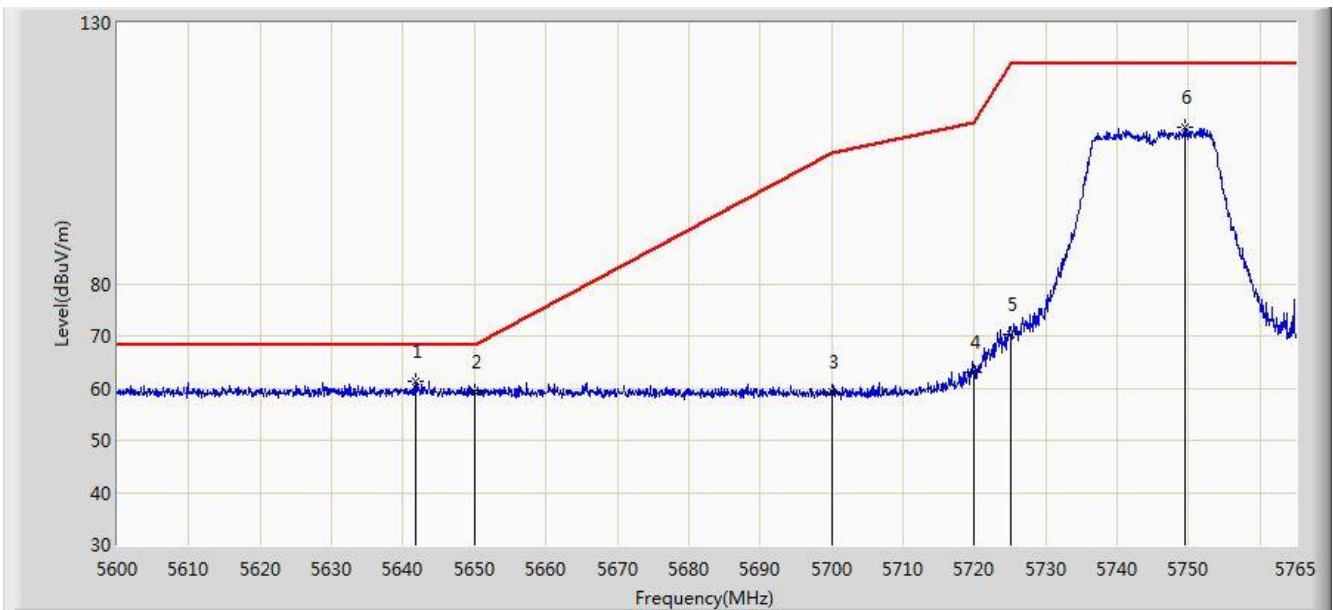


No	Flag	Mark	Frequency (MHz)	Measure Level (dBuV/m)	Reading Level (dBuV)	Margin (dB)	Limit (dBuV/m)	Factor (dB)	Type
1		*	5697.805	101.363	96.496	N/A	N/A	4.866	AV
2			5725.000	48.846	43.817	-5.154	54.000	5.029	AV

Note: Measure Level (dB μ V/m) = Reading Level (dB μ V) + Factor (dB)

Factor (dB) = Cable Loss (dB) + Antenna Factor (dB) (dB/m) - Pre_Amplifier Gain (dB)

Site: AC1	Time: 2018/03/26 - 21:03
Limit: FCC_Part15.407_RE(3m)	Engineer: Kevin Ker
Probe: BBHA9120D_1GHz_18GHz	Polarity: Horizontal
EUT: AC220m Wi-Fi module OD US (Wi-Fi Directional Antenna)	Power: AC 120V/60Hz
Test Mode: Transmit by 802.11n-HT20 at channel 5745MHz Ant 0 + 1 (Beam-Forming Mode)	

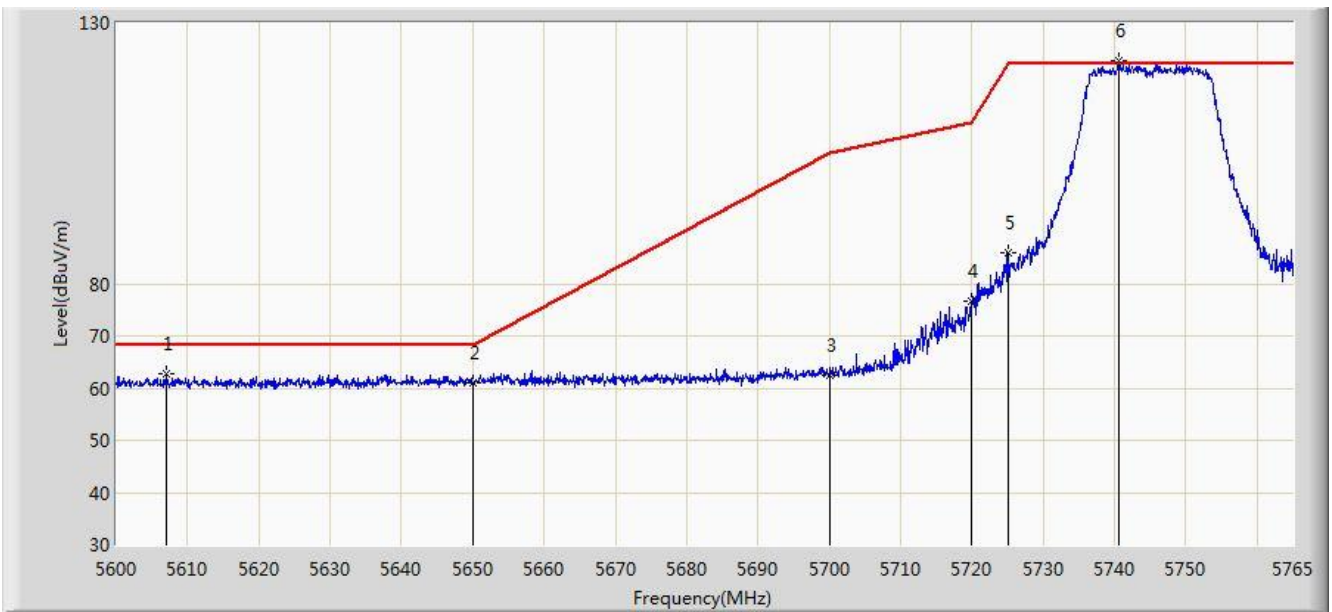


No	Flag	Mark	Frequency (MHz)	Measure Level (dBuV/m)	Reading Level (dBuV)	Margin (dB)	Limit (dBuV/m)	Factor (dB)	Type
1		*	5641.745	61.313	56.669	-6.887	68.200	4.643	PK
2			5650.000	59.378	54.707	-8.822	68.200	4.671	PK
3			5700.000	59.333	54.455	-45.867	105.200	4.878	PK
4			5720.000	63.128	58.131	-47.672	110.800	4.997	PK
5			5725.000	70.433	65.404	-51.767	122.200	5.029	PK
6			5749.408	109.930	104.750	N/A	N/A	5.180	PK

Note: Measure Level (dBuV/m) = Reading Level (dBuV) + Factor (dB)

Factor (dB) = Cable Loss (dB) + Antenna Factor (dB) (dB/m) - Pre_Amplifier Gain (dB)

Site: AC1	Time: 2018/03/26 - 21:07
Limit: FCC_Part15.407_RE(3m)	Engineer: Kevin Ker
Probe: BBHA9120D_1GHz_18GHz	Polarity: Vertical
EUT: AC220m Wi-Fi module OD US (Wi-Fi Directional Antenna)	Power: AC 120V/60Hz
Test Mode: Transmit by 802.11n-HT20 at channel 5745MHz Ant 0 + 1 (Beam-Forming Mode)	

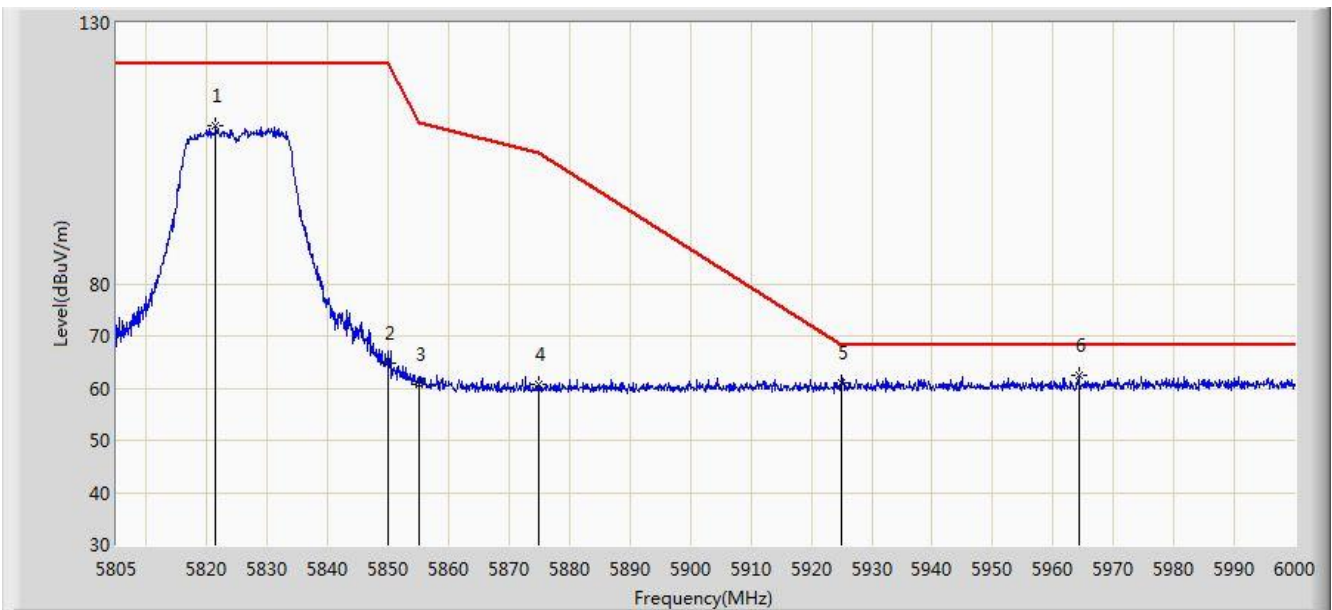


No	Flag	Mark	Frequency (MHz)	Measure Level (dBuV/m)	Reading Level (dBuV)	Margin (dB)	Limit (dBuV/m)	Factor (dB)	Type
1			5606.930	62.835	58.292	-5.365	68.200	4.543	PK
2			5650.000	60.894	56.223	-7.306	68.200	4.671	PK
3			5700.000	62.399	57.521	-42.801	105.200	4.878	PK
4			5720.000	76.583	71.586	-34.217	110.800	4.997	PK
5			5725.000	85.911	80.882	-36.289	122.200	5.029	PK
6		*	5740.663	122.614	117.485	N/A	N/A	5.129	PK

Note: Measure Level (dB μ V/m) = Reading Level (dB μ V) + Factor (dB)

Factor (dB) = Cable Loss (dB) + Antenna Factor (dB) (dB/m) - Pre_Amplifier Gain (dB)

Site: AC1	Time: 2018/03/26 - 21:08
Limit: FCC_Part15.407_RE(3m)	Engineer: Kevin Ker
Probe: BBHA9120D_1GHz_18GHz	Polarity: Horizontal
EUT: AC220m Wi-Fi module OD US (Wi-Fi Directional Antenna)	Power: AC 120V/60Hz
Test Mode: Transmit by 802.11n-HT20 at channel 5825MHz Ant 0 + 1 (Beam-Forming Mode)	

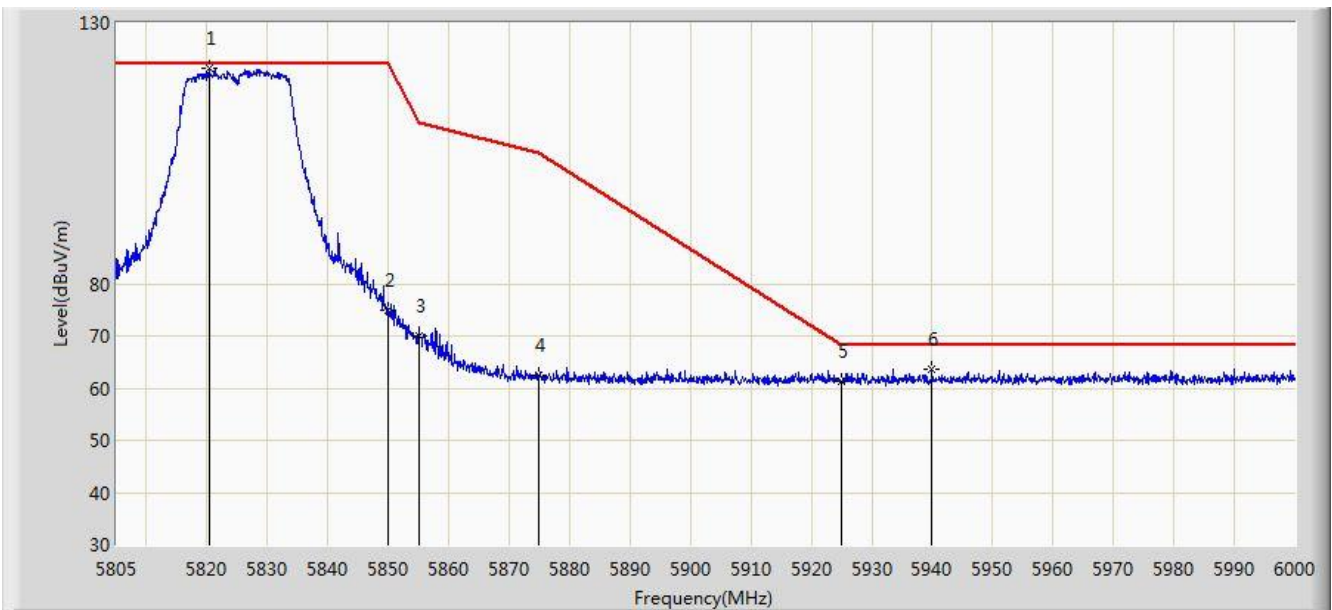


No	Flag	Mark	Frequency (MHz)	Measure Level (dBuV/m)	Reading Level (dBuV)	Margin (dB)	Limit (dBuV/m)	Factor (dB)	Type
1			5821.478	110.329	104.762	N/A	N/A	5.567	PK
2			5850.000	64.779	59.053	-57.421	122.200	5.726	PK
3			5855.000	60.832	55.086	-49.968	110.800	5.746	PK
4			5875.000	60.710	54.890	-44.490	105.200	5.820	PK
5			5925.000	61.143	55.177	-7.057	68.200	5.967	PK
6		*	5964.217	62.547	56.496	-5.653	68.200	6.051	PK

Note: Measure Level (dBuV/m) = Reading Level (dBuV) + Factor (dB)

Factor (dB) = Cable Loss (dB) + Antenna Factor (dB) (dB/m) - Pre_Amplifier Gain (dB)

Site: AC1	Time: 2018/03/26 - 21:10
Limit: FCC_Part15.407_RE(3m)	Engineer: Kevin Ker
Probe: BBHA9120D_1GHz_18GHz	Polarity: Vertical
EUT: AC220m Wi-Fi module OD US (Wi-Fi Directional Antenna)	Power: AC 120V/60Hz
Test Mode: Transmit by 802.11n-HT20 at channel 5825MHz Ant 0 + 1 (Beam-Forming Mode)	

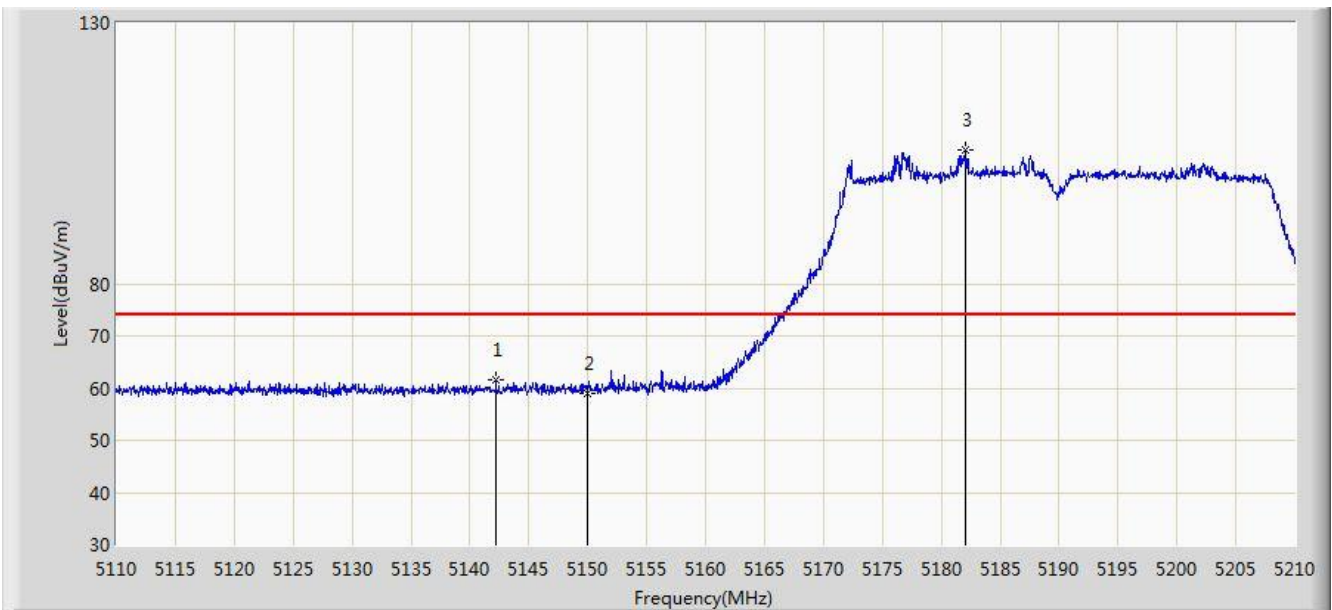


No	Flag	Mark	Frequency (MHz)	Measure Level (dBuV/m)	Reading Level (dBuV)	Margin (dB)	Limit (dBuV/m)	Factor (dB)	Type
1		*	5820.308	121.173	115.612	N/A	N/A	5.560	PK
2			5850.000	74.899	69.173	-47.301	122.200	5.726	PK
3			5855.000	69.951	64.205	-40.849	110.800	5.746	PK
4			5875.000	62.320	56.500	-42.880	105.200	5.820	PK
5			5925.000	61.310	55.344	-6.890	68.200	5.967	PK
6			5939.940	63.514	57.511	-4.686	68.200	6.004	PK

Note: Measure Level (dBuV/m) = Reading Level (dBuV) + Factor (dB)

Factor (dB) = Cable Loss (dB) + Antenna Factor (dB) (dB/m) - Pre_Amplifier Gain (dB)

Site: AC1	Time: 2018/03/27 - 00:36
Limit: FCC_Part15.209_RE(3m)	Engineer: Kevin Ker
Probe: BBHA9120D_1GHz_18GHz	Polarity: Horizontal
EUT: AC220m Wi-Fi module OD US (Wi-Fi Directional Antenna)	Power: AC 120V/60Hz
Test Mode: Transmit by 802.11n-HT40 at channel 5190MHz Ant 0 + 1 (Beam-Forming Mode)	

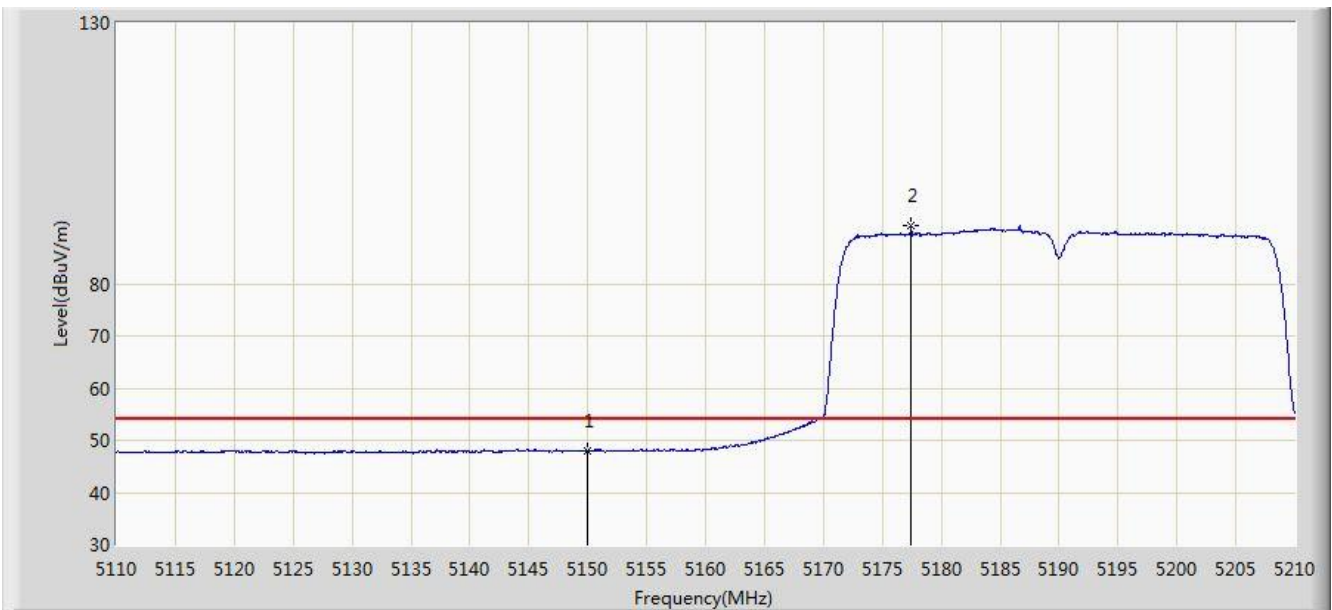


No	Flag	Mark	Frequency (MHz)	Measure Level (dBuV/m)	Reading Level (dBuV)	Margin (dB)	Limit (dBuV/m)	Factor (dB)	Type
1			5142.200	61.614	57.438	-12.386	74.000	4.175	PK
2			5150.000	59.083	54.914	-14.917	74.000	4.170	PK
3		*	5182.000	105.584	101.522	N/A	N/A	4.062	PK

Note: Measure Level (dB μ V/m) = Reading Level (dB μ V) + Factor (dB)

Factor (dB) = Cable Loss (dB) + Antenna Factor (dB) (dB/m) - Pre_Amplifier Gain (dB)

Site: AC1	Time: 2018/03/27 - 00:37
Limit: FCC_Part15.209_RE(3m)	Engineer: Kevin Ker
Probe: BBHA9120D_1GHz_18GHz	Polarity: Horizontal
EUT: AC220m Wi-Fi module OD US (Wi-Fi Directional Antenna)	Power: AC 120V/60Hz
Test Mode: Transmit by 802.11n-HT40 at channel 5190MHz Ant 0 + 1 (Beam-Forming Mode)	

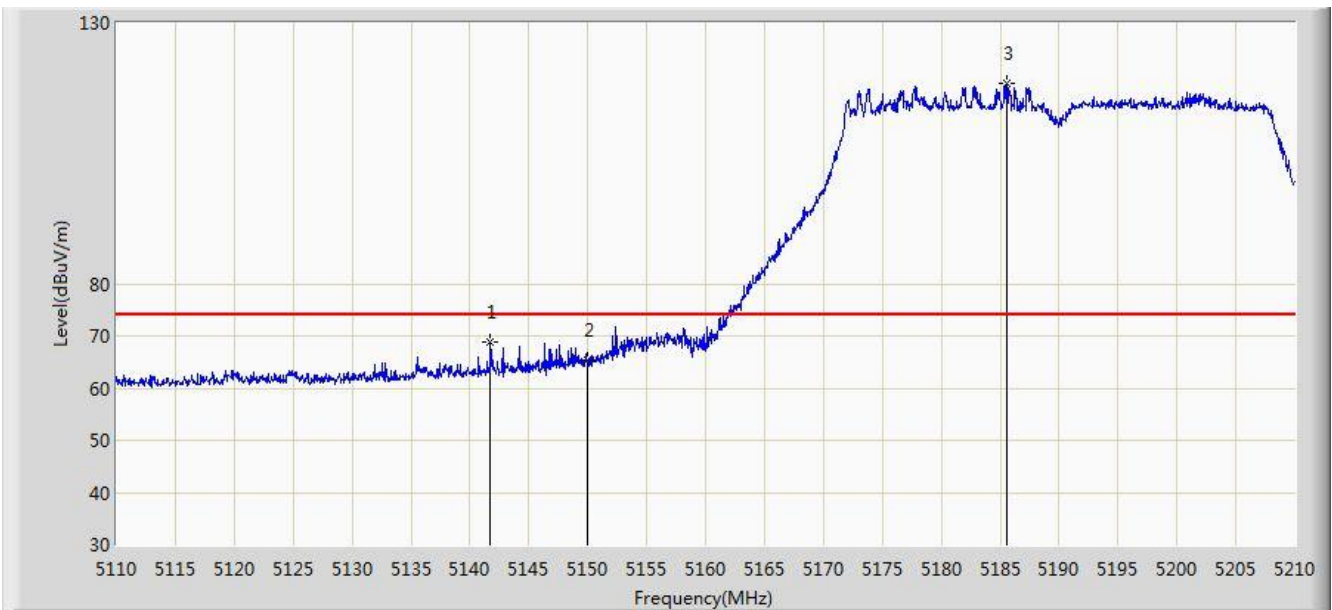


No	Flag	Mark	Frequency (MHz)	Measure Level (dBuV/m)	Reading Level (dBuV)	Margin (dB)	Limit (dBuV/m)	Factor (dB)	Type
1			5150.000	47.942	43.773	-6.058	54.000	4.170	AV
2		*	5177.450	91.047	86.969	N/A	N/A	4.078	AV

Note: Measure Level (dB μ V/m) = Reading Level (dB μ V) + Factor (dB)

Factor (dB) = Cable Loss (dB) + Antenna Factor (dB) (dB/m) - Pre_Amplifier Gain (dB)

Site: AC1	Time: 2018/03/27 - 00:34
Limit: FCC_Part15.209_RE(3m)	Engineer: Kevin Ker
Probe: BBHA9120D_1GHz_18GHz	Polarity: Vertical
EUT: AC220m Wi-Fi module OD US (Wi-Fi Directional Antenna)	Power: AC 120V/60Hz
Test Mode: Transmit by 802.11n-HT40 at channel 5190MHz Ant 0 + 1 (Beam-Forming Mode)	

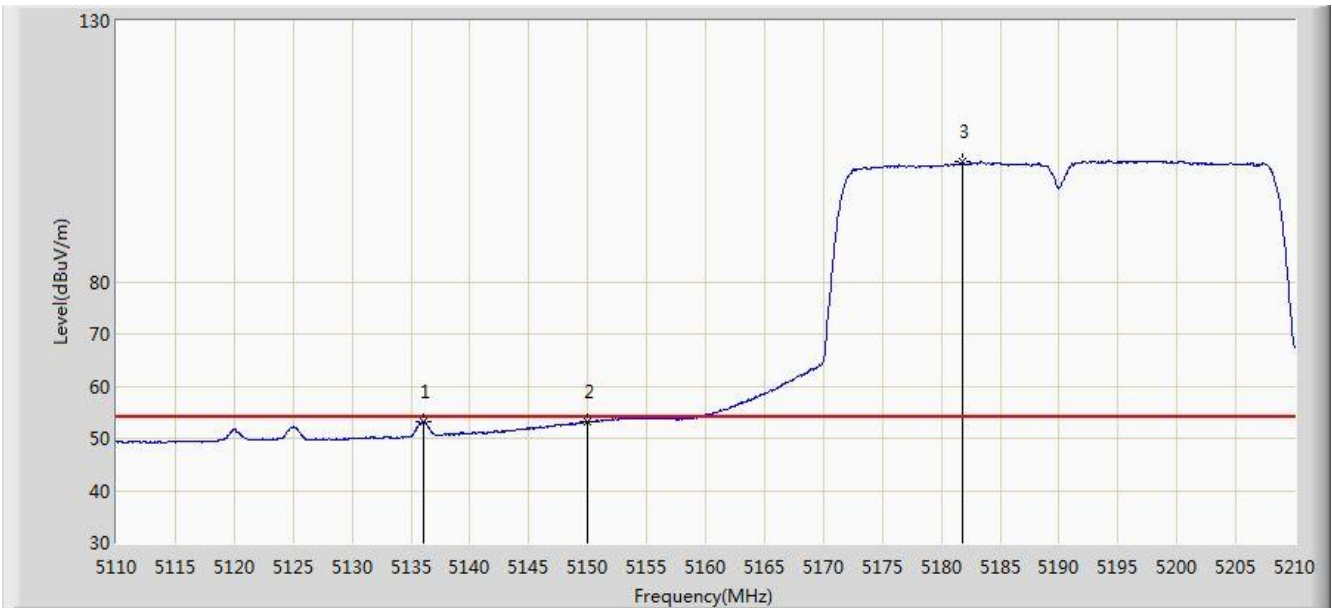


No	Flag	Mark	Frequency (MHz)	Measure Level (dBuV/m)	Reading Level (dBuV)	Margin (dB)	Limit (dBuV/m)	Factor (dB)	Type
1			5141.700	68.801	64.625	-5.199	74.000	4.176	PK
2			5150.000	65.306	61.137	-8.694	74.000	4.170	PK
3		*	5185.600	118.457	114.408	N/A	N/A	4.049	PK

Note: Measure Level (dBuV/m) = Reading Level (dBuV) + Factor (dB)

Factor (dB) = Cable Loss (dB) + Antenna Factor (dB) (dB/m) - Pre_Amplifier Gain (dB)

Site: AC1	Time: 2018/03/27 - 00:35
Limit: FCC_Part15.209_RE(3m)	Engineer: Kevin Ker
Probe: BBHA9120D_1GHz_18GHz	Polarity: Vertical
EUT: AC220m Wi-Fi module OD US (Wi-Fi Directional Antenna)	Power: AC 120V/60Hz
Test Mode: Transmit by 802.11n-HT40 at channel 5190MHz Ant 0 + 1 (Beam-Forming Mode)	

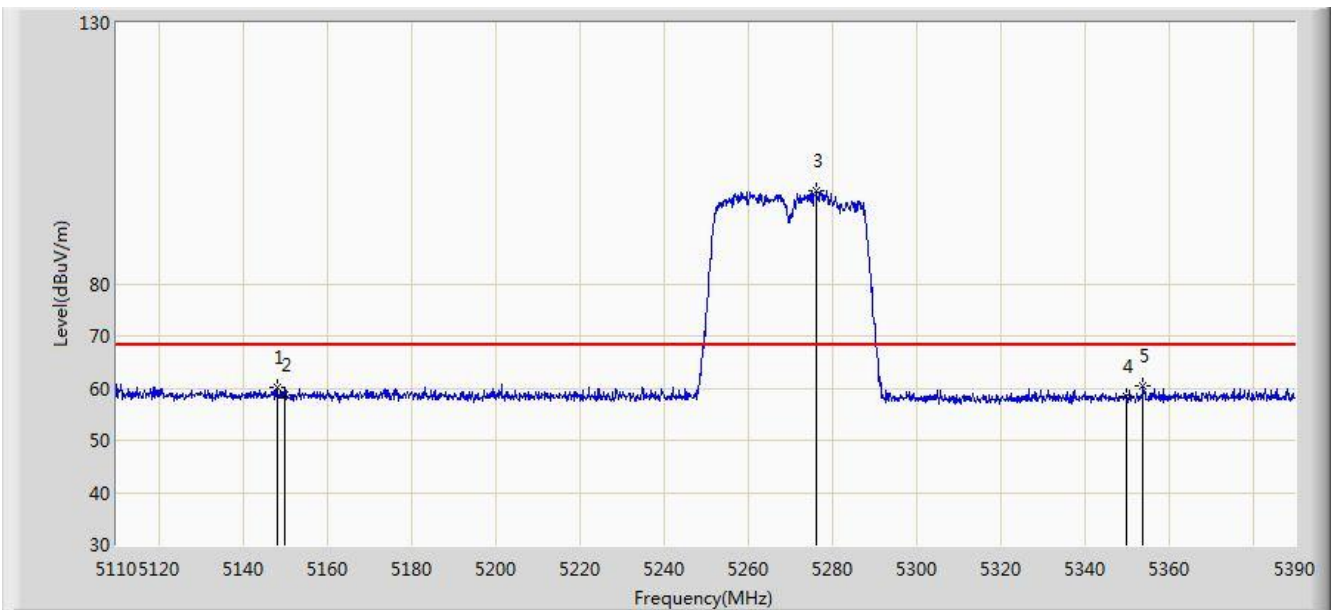


No	Flag	Mark	Frequency (MHz)	Measure Level (dBuV/m)	Reading Level (dBuV)	Margin (dB)	Limit (dBuV/m)	Factor (dB)	Type
1			5136.050	53.140	48.965	-0.860	54.000	4.175	AV
2			5150.000	53.280	49.111	-0.720	54.000	4.170	AV
3		*	5181.750	102.913	98.850	N/A	N/A	4.063	AV

Note: Measure Level (dB μ V/m) = Reading Level (dB μ V) + Factor (dB)

Factor (dB) = Cable Loss (dB) + Antenna Factor (dB) (dB/m) - Pre_Amplifier Gain (dB)

Site: AC1	Time: 2018/04/10 - 04:07
Limit: FCC_Part15.209_RE(3m)	Engineer: Kevin Ker
Probe: BBHA9120D_1GHz_18GHz	Polarity: Horizontal
EUT: AC220m Wi-Fi module OD US (Wi-Fi Directional Antenna)	Power: AC 120V/60Hz
Test Mode: Transmit by 802.11n-HT40 at Channel 5270MHz Ant 0 + 1 (Beam-Forming Mode)	

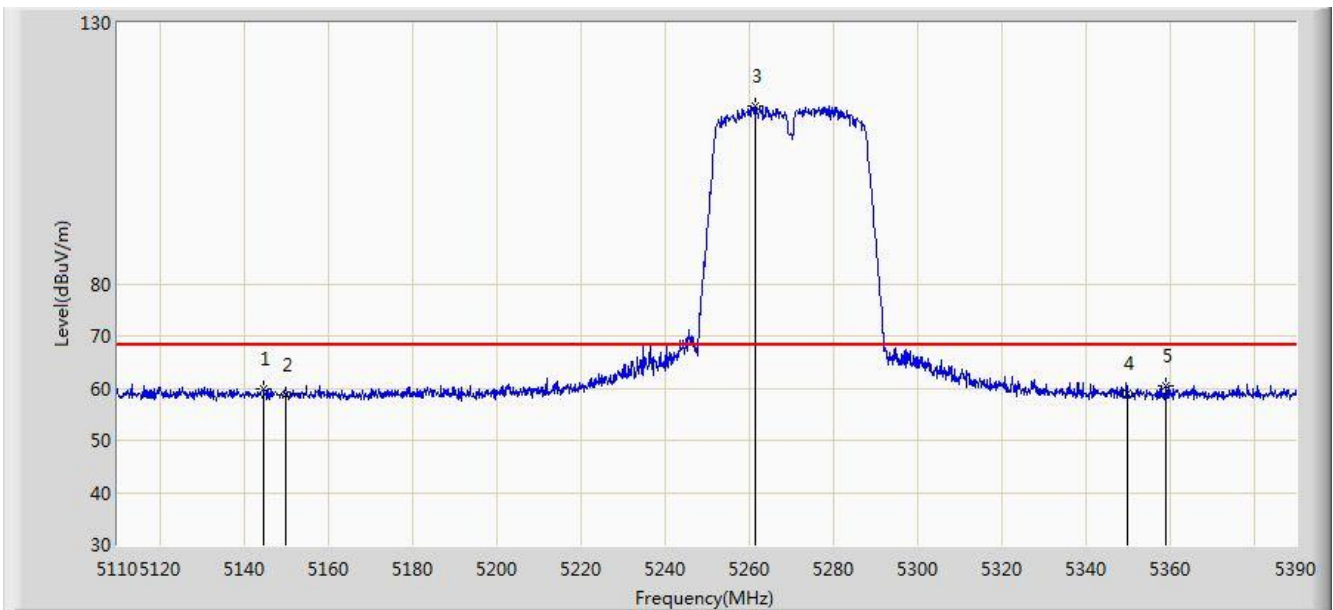


No	Flag	Mark	Frequency (MHz)	Measure Level (dBuV/m)	Reading Level (dBuV)	Margin (dB)	Limit (dBuV/m)	Factor (dB)	Type
1			5148.080	60.028	55.853	-8.172	68.200	4.176	PK
2			5150.000	58.727	54.558	-9.473	68.200	4.170	PK
3		*	5276.320	97.927	94.097	N/A	N/A	3.829	PK
4			5350.000	58.385	54.480	-9.815	68.200	3.904	PK
5			5354.020	60.297	56.385	-7.903	68.200	3.913	PK

Note: Measure Level (dB μ V/m) = Reading Level (dB μ V) + Factor (dB)

Factor (dB) = Cable Loss (dB) + Antenna Factor (dB) (dB/m) - Pre_Amplifier Gain (dB)

Site: AC1	Time: 2018/04/10 - 04:09
Limit: FCC_Part15.209_RE(3m)	Engineer: Kevin Ker
Probe: BBHA9120D_1GHz_18GHz	Polarity: Vertical
EUT: AC220m Wi-Fi module OD US (Wi-Fi Directional Antenna)	Power: AC 120V/60Hz
Test Mode: Transmit by 802.11n-HT40 at Channel 5270MHz Ant 0 + 1 (Beam-Forming Mode)	

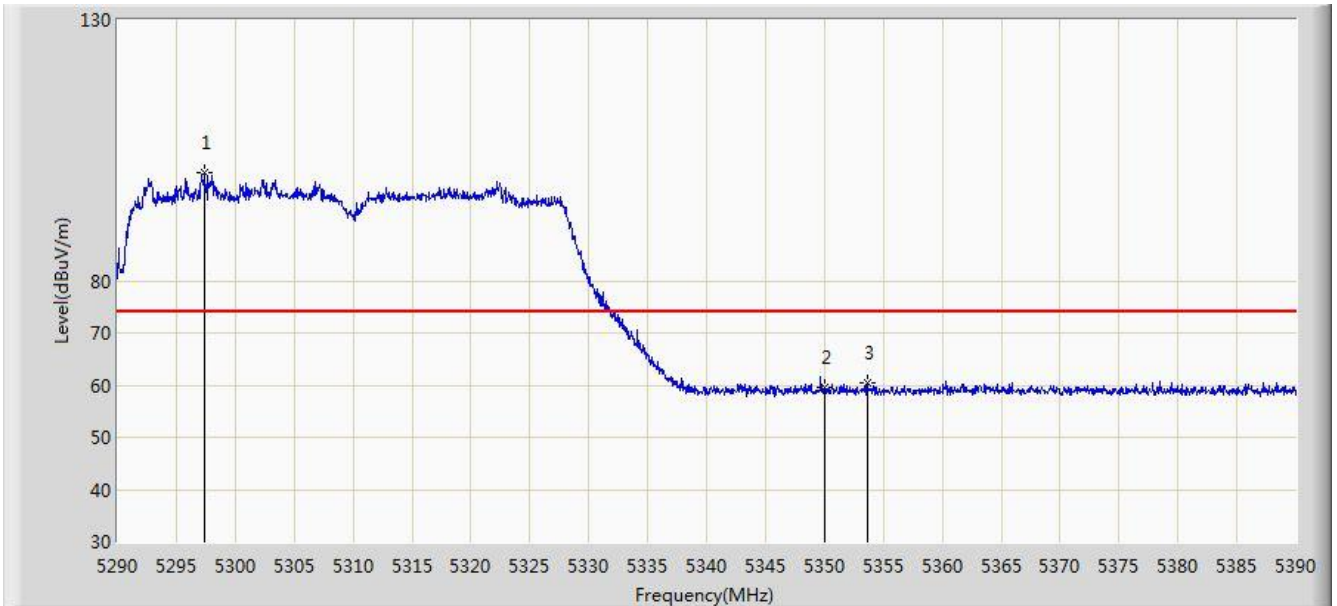


No	Flag	Mark	Frequency (MHz)	Measure Level (dBuV/m)	Reading Level (dBuV)	Margin (dB)	Limit (dBuV/m)	Factor (dB)	Type
1			5144.860	59.730	55.554	-8.470	68.200	4.175	PK
2			5150.000	58.689	54.520	-9.511	68.200	4.170	PK
3		*	5261.480	114.041	110.200	N/A	N/A	3.841	PK
4			5350.000	59.107	55.202	-9.093	68.200	3.904	PK
5			5359.200	60.564	56.643	-7.636	68.200	3.922	PK

Note: Measure Level (dB μ V/m) = Reading Level (dB μ V) + Factor (dB)

Factor (dB) = Cable Loss (dB) + Antenna Factor (dB) (dB/m) - Pre_Amplifier Gain (dB)

Site: AC1	Time: 2018/03/27 - 00:38
Limit: FCC_Part15.209_RE(3m)	Engineer: Kevin Ker
Probe: BBHA9120D_1GHz_18GHz	Polarity: Horizontal
EUT: AC220m Wi-Fi module OD US (Wi-Fi Directional Antenna)	Power: AC 120V/60Hz
Test Mode: Transmit by 802.11n-HT40 at channel 5310MHz Ant 0 + 1 (Beam-Forming Mode)	

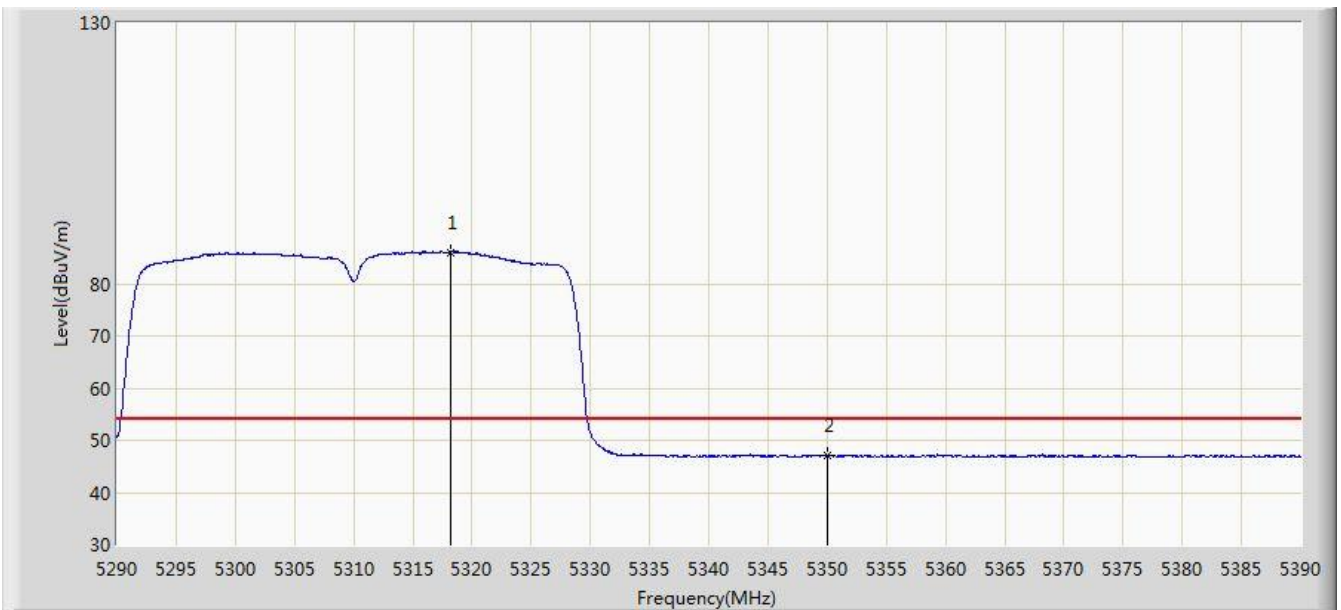


No	Flag	Mark	Frequency (MHz)	Measure Level (dBuV/m)	Reading Level (dBuV)	Margin (dB)	Limit (dBuV/m)	Factor (dB)	Type
1		*	5297.400	100.787	96.972	N/A	N/A	3.815	PK
2			5350.000	59.595	55.690	-14.405	74.000	3.904	PK
3			5353.650	60.371	56.460	-13.629	74.000	3.911	PK

Note: Measure Level (dBuV/m) = Reading Level (dBuV) + Factor (dB)

Factor (dB) = Cable Loss (dB) + Antenna Factor (dB) (dB/m) - Pre_Amplifier Gain (dB)

Site: AC1	Time: 2018/03/27 - 00:40
Limit: FCC_Part15.209_RE(3m)	Engineer: Kevin Ker
Probe: BBHA9120D_1GHz_18GHz	Polarity: Horizontal
EUT: AC220m Wi-Fi module OD US (Wi-Fi Directional Antenna)	Power: AC 120V/60Hz
Test Mode: Transmit by 802.11n-HT40 at channel 5310MHz Ant 0 + 1 (Beam-Forming Mode)	

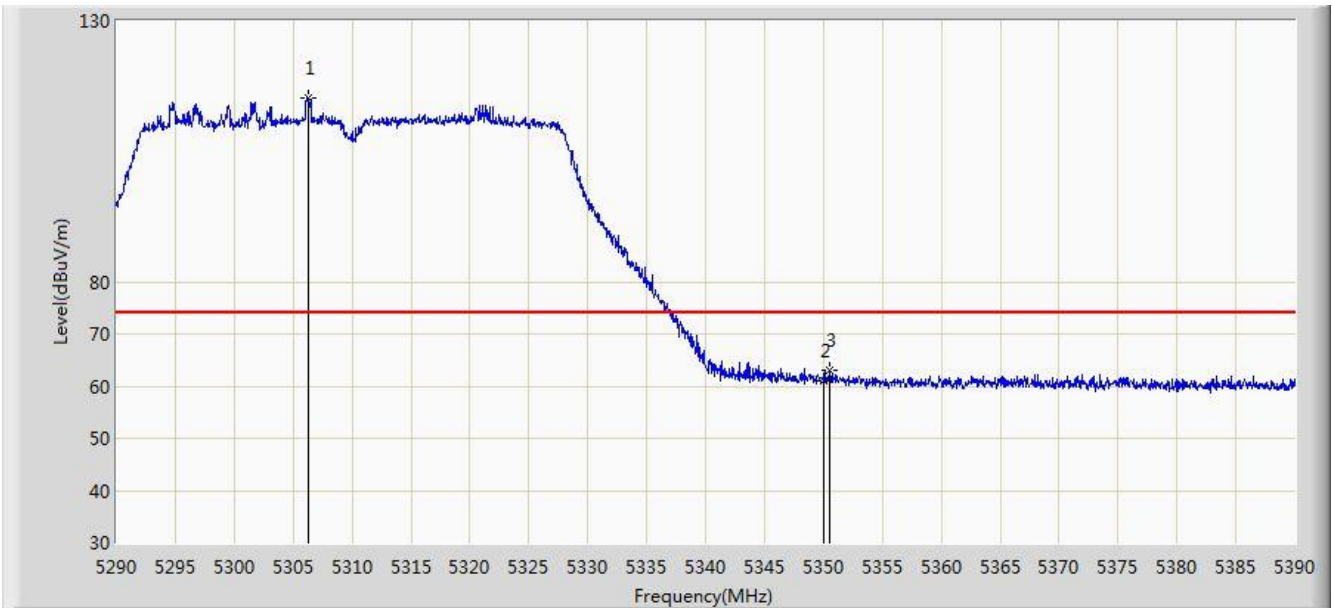


No	Flag	Mark	Frequency (MHz)	Measure Level (dBuV/m)	Reading Level (dBuV)	Margin (dB)	Limit (dBuV/m)	Factor (dB)	Type
1		*	5318.150	86.080	82.235	N/A	N/A	3.844	AV
2			5350.000	47.204	43.299	-6.796	54.000	3.904	AV

Note: Measure Level (dB μ V/m) = Reading Level (dB μ V) + Factor (dB)

Factor (dB) = Cable Loss (dB) + Antenna Factor (dB) (dB/m) - Pre_Amplifier Gain (dB)

Site: AC1	Time: 2018/03/27 - 00:41
Limit: FCC_Part15.209_RE(3m)	Engineer: Kevin Ker
Probe: BBHA9120D_1GHz_18GHz	Polarity: Vertical
EUT: AC220m Wi-Fi module OD US (Wi-Fi Directional Antenna)	Power: AC 120V/60Hz
Test Mode: Transmit by 802.11n-HT40 at channel 5310MHz Ant 0 + 1 (Beam-Forming Mode)	

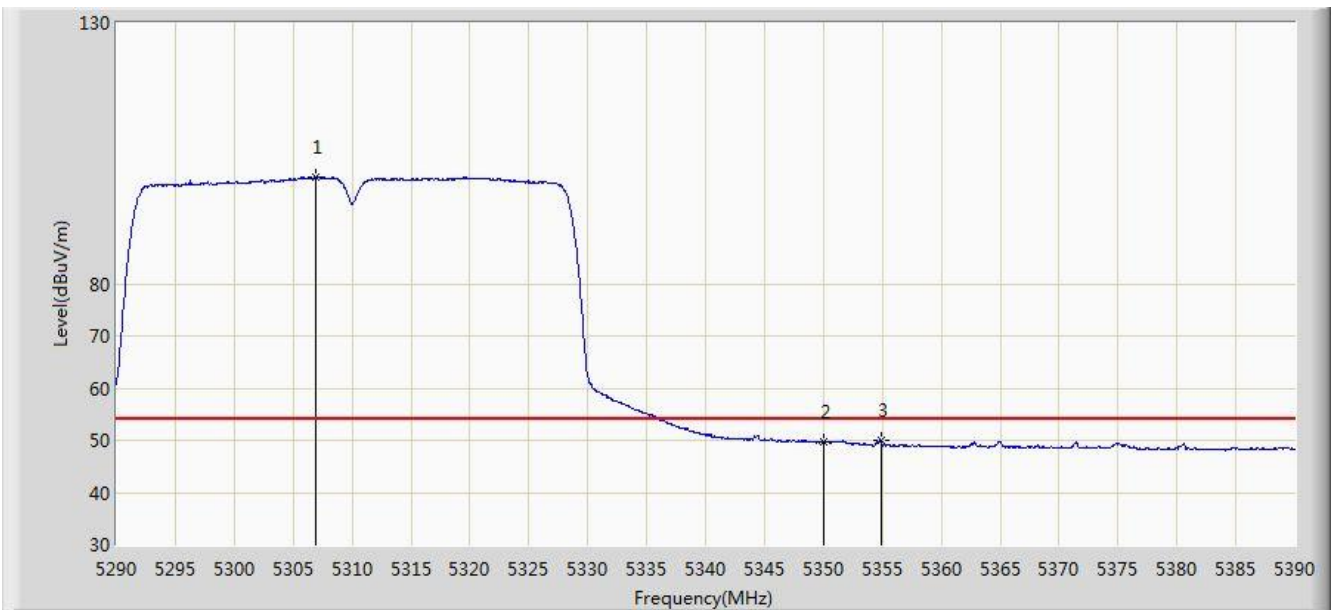


No	Flag	Mark	Frequency (MHz)	Measure Level (dBuV/m)	Reading Level (dBuV)	Margin (dB)	Limit (dBuV/m)	Factor (dB)	Type
1		*	5306.300	115.291	111.468	N/A	N/A	3.823	PK
2			5350.000	61.129	57.224	-12.871	74.000	3.904	PK
3			5350.550	62.958	59.052	-11.042	74.000	3.906	PK

Note: Measure Level (dB μ V/m) = Reading Level (dB μ V) + Factor (dB)

Factor (dB) = Cable Loss (dB) + Antenna Factor (dB) (dB/m) - Pre_Amplifier Gain (dB)

Site: AC1	Time: 2018/03/27 - 00:41
Limit: FCC_Part15.209_RE(3m)	Engineer: Kevin Ker
Probe: BBHA9120D_1GHz_18GHz	Polarity: Vertical
EUT: AC220m Wi-Fi module OD US (Wi-Fi Directional Antenna)	Power: AC 120V/60Hz
Test Mode: Transmit by 802.11n-HT40 at channel 5310MHz Ant 0 + 1 (Beam-Forming Mode)	

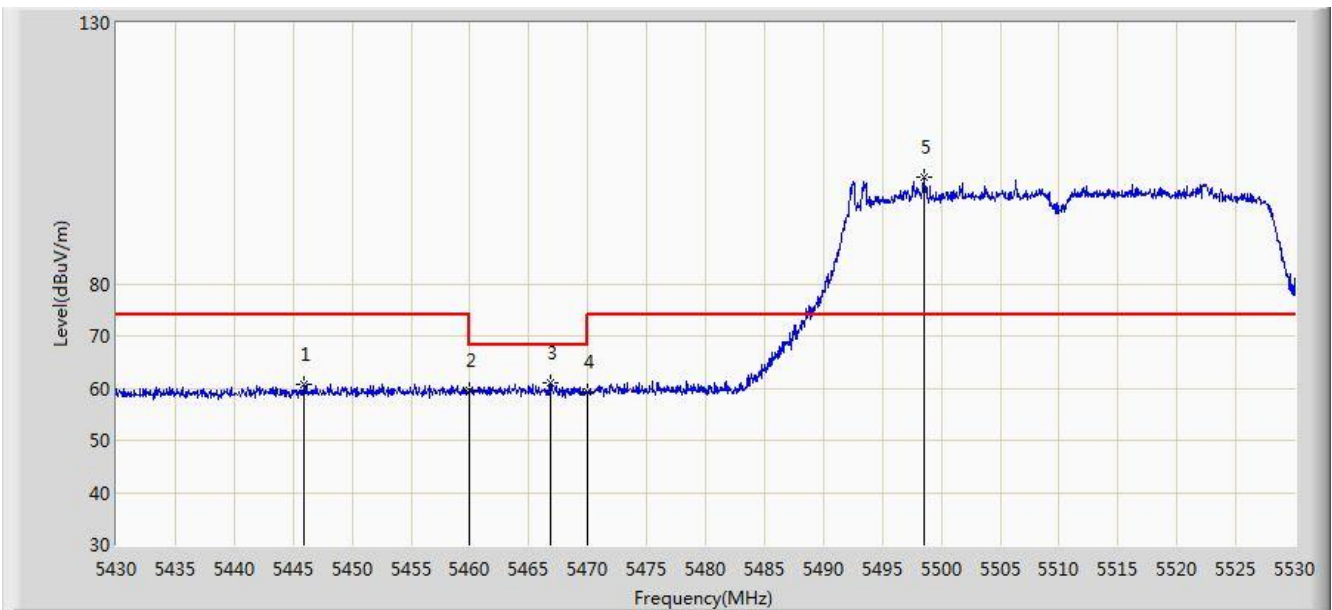


No	Flag	Mark	Frequency (MHz)	Measure Level (dBuV/m)	Reading Level (dBuV)	Margin (dB)	Limit (dBuV/m)	Factor (dB)	Type
1		*	5306.900	100.418	96.594	N/A	N/A	3.823	AV
2			5350.000	49.633	45.728	-4.367	54.000	3.904	AV
3			5354.850	50.071	46.157	-3.929	54.000	3.913	AV

Note: Measure Level (dB μ V/m) = Reading Level (dB μ V) + Factor (dB)

Factor (dB) = Cable Loss (dB) + Antenna Factor (dB) (dB/m) - Pre_Amplifier Gain (dB)

Site: AC1	Time: 2018/03/27 - 00:42
Limit: FCC_Part15.209_RE(3m)	Engineer: Kevin Ker
Probe: BBHA9120D_1GHz_18GHz	Polarity: Horizontal
EUT: AC220m Wi-Fi module OD US (Wi-Fi Directional Antenna)	Power: AC 120V/60Hz
Test Mode: Transmit by 802.11n-HT40 at channel 5510MHz Ant 0 + 1 (Beam-Forming Mode)	

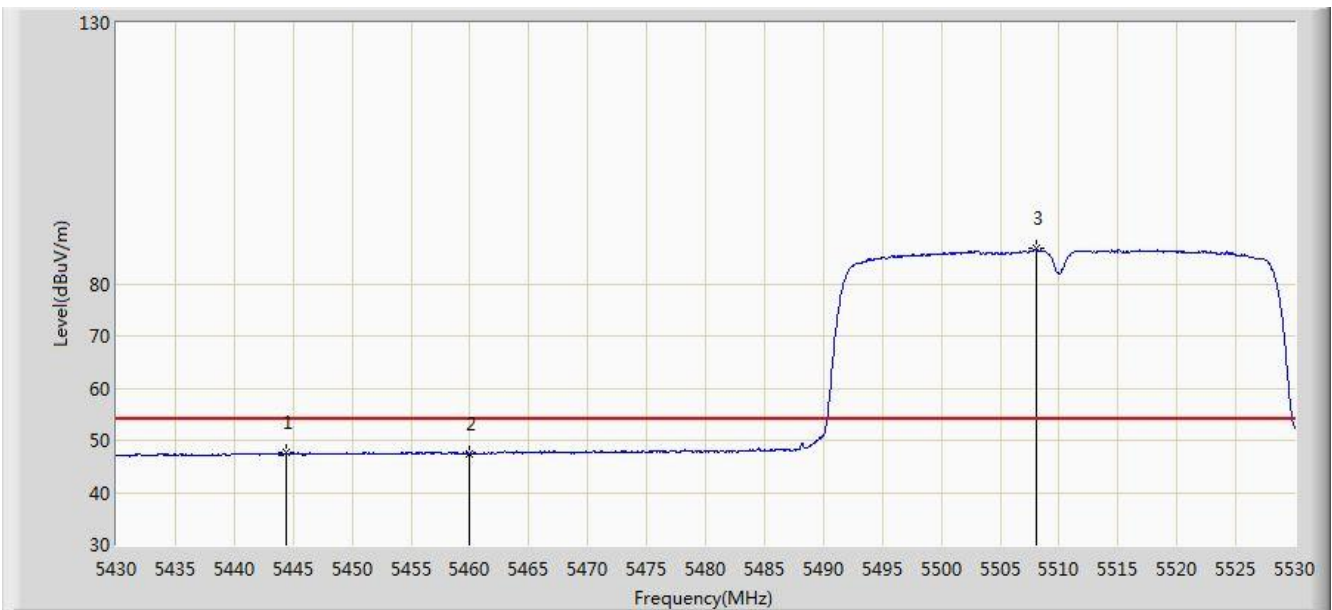


No	Flag	Mark	Frequency (MHz)	Measure Level (dBuV/m)	Reading Level (dBuV)	Margin (dB)	Limit (dBuV/m)	Factor (dB)	Type
1			5445.950	60.600	56.458	-13.400	74.000	4.141	PK
2			5460.000	59.578	55.398	-14.422	74.000	4.180	PK
3			5466.800	60.989	56.794	-7.211	68.200	4.196	PK
4			5470.000	59.271	55.069	-8.929	68.200	4.202	PK
5		*	5498.550	100.508	96.240	N/A	N/A	4.268	PK

Note: Measure Level (dB μ V/m) = Reading Level (dB μ V) + Factor (dB)

Factor (dB) = Cable Loss (dB) + Antenna Factor (dB) (dB/m) - Pre_Amplifier Gain (dB)

Site: AC1	Time: 2018/03/27 - 00:45
Limit: FCC_Part15.209_RE(3m)	Engineer: Kevin Ker
Probe: BBHA9120D_1GHz_18GHz	Polarity: Horizontal
EUT: AC220m Wi-Fi module OD US (Wi-Fi Directional Antenna)	Power: AC 120V/60Hz
Test Mode: Transmit by 802.11n-HT40 at channel 5510MHz Ant 0 + 1 (Beam-Forming Mode)	

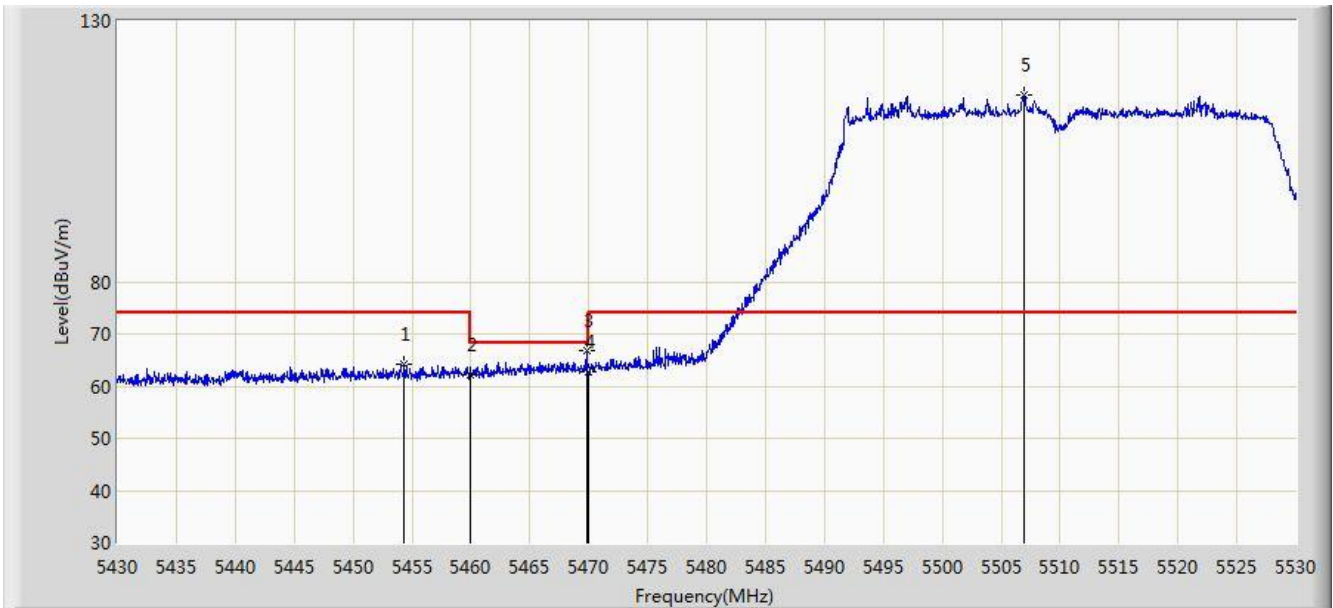


No	Flag	Mark	Frequency (MHz)	Measure Level (dBuV/m)	Reading Level (dBuV)	Margin (dB)	Limit (dBuV/m)	Factor (dB)	Type
1			5444.400	47.550	43.413	-6.450	54.000	4.137	AV
2			5460.000	47.505	43.325	-6.495	54.000	4.180	AV
3		*	5508.050	86.691	82.395	N/A	N/A	4.295	AV

Note: Measure Level (dB μ V/m) = Reading Level (dB μ V) + Factor (dB)

Factor (dB) = Cable Loss (dB) + Antenna Factor (dB) (dB/m) - Pre_Amplifier Gain (dB)

Site: AC1	Time: 2018/03/27 - 00:45
Limit: FCC_Part15.209_RE(3m)	Engineer: Kevin Ker
Probe: BBHA9120D_1GHz_18GHz	Polarity: Vertical
EUT: AC220m Wi-Fi module OD US (Wi-Fi Directional Antenna)	Power: AC 120V/60Hz
Test Mode: Transmit by 802.11n-HT40 at channel 5510MHz Ant 0 + 1 (Beam-Forming Mode)	

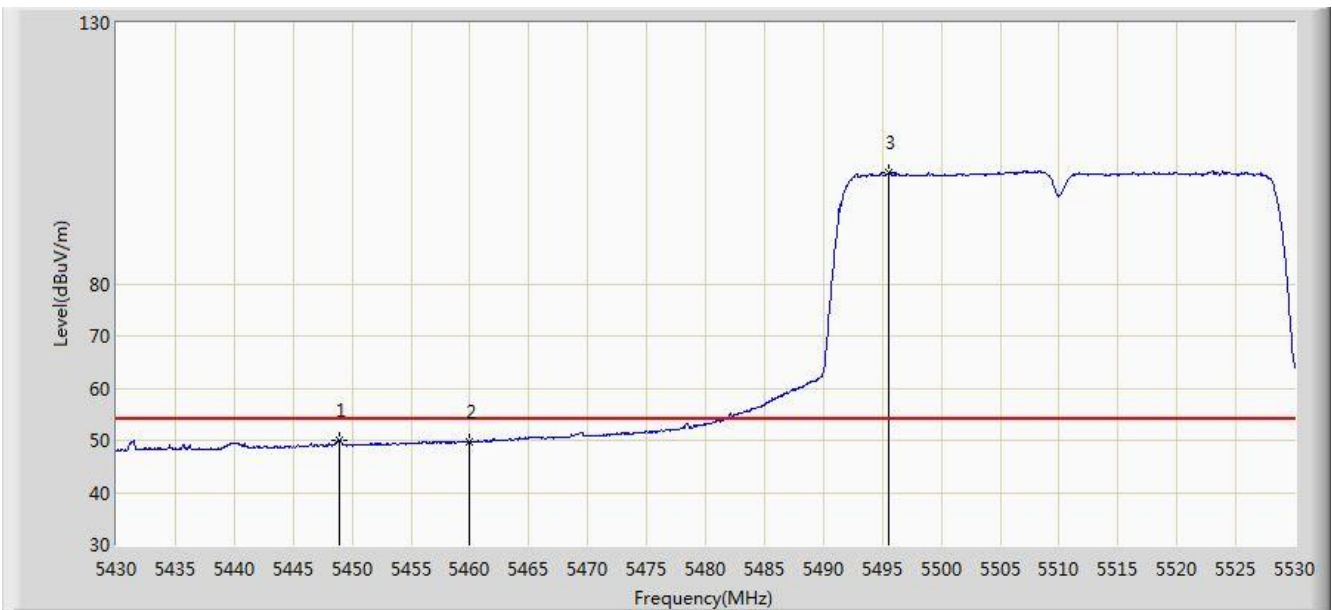


No	Flag	Mark	Frequency (MHz)	Measure Level (dBuV/m)	Reading Level (dBuV)	Margin (dB)	Limit (dBuV/m)	Factor (dB)	Type
1			5454.300	64.193	60.025	-9.807	74.000	4.168	PK
2			5460.000	62.225	58.045	-11.775	74.000	4.180	PK
3			5469.800	66.800	62.598	-1.400	68.200	4.202	PK
4			5470.000	62.780	58.578	-5.420	68.200	4.202	PK
5		*	5507.000	115.856	111.564	N/A	N/A	4.292	PK

Note: Measure Level (dB μ V/m) = Reading Level (dB μ V) + Factor (dB)

Factor (dB) = Cable Loss (dB) + Antenna Factor (dB) (dB/m) - Pre_Amplifier Gain (dB)

Site: AC1	Time: 2018/03/27 - 00:46
Limit: FCC_Part15.209_RE(3m)	Engineer: Kevin Ker
Probe: BBHA9120D_1GHz_18GHz	Polarity: Vertical
EUT: AC220m Wi-Fi module OD US (Wi-Fi Directional Antenna)	Power: AC 120V/60Hz
Test Mode: Transmit by 802.11n-HT40 at channel 5510MHz Ant 0 + 1 (Beam-Forming Mode)	

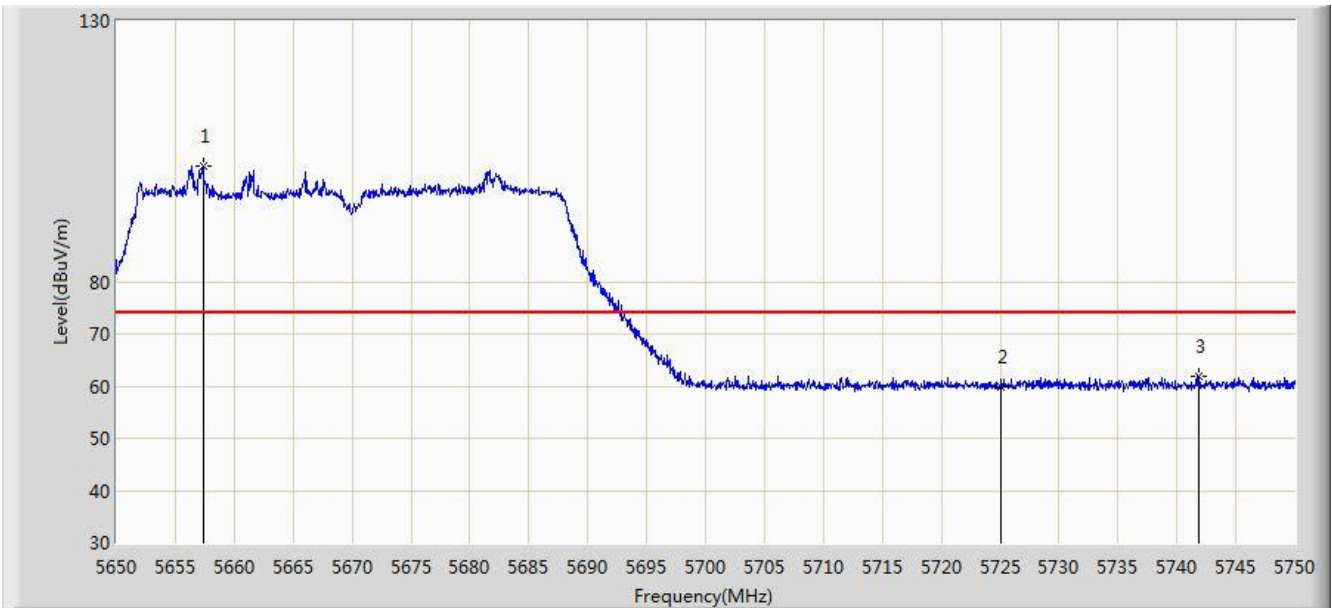


No	Flag	Mark	Frequency (MHz)	Measure Level (dBuV/m)	Reading Level (dBuV)	Margin (dB)	Limit (dBuV/m)	Factor (dB)	Type
1			5448.950	50.102	45.950	-3.898	54.000	4.152	AV
2			5460.000	49.655	45.475	-4.345	54.000	4.180	AV
3		*	5495.600	101.358	97.097	N/A	N/A	4.261	AV

Note: Measure Level (dB μ V/m) = Reading Level (dB μ V) + Factor (dB)

Factor (dB) = Cable Loss (dB) + Antenna Factor (dB) (dB/m) - Pre_Amplifier Gain (dB)

Site: AC1	Time: 2018/03/27 - 00:46
Limit: FCC_Part15.209_RE(3m)	Engineer: Kevin Ker
Probe: BBHA9120D_1GHz_18GHz	Polarity: Horizontal
EUT: AC220m Wi-Fi module OD US (Wi-Fi Directional Antenna)	Power: AC 120V/60Hz
Test Mode: Transmit by 802.11n-HT40 at channel 5670MHz Ant 0 + 1 (Beam-Forming Mode)	

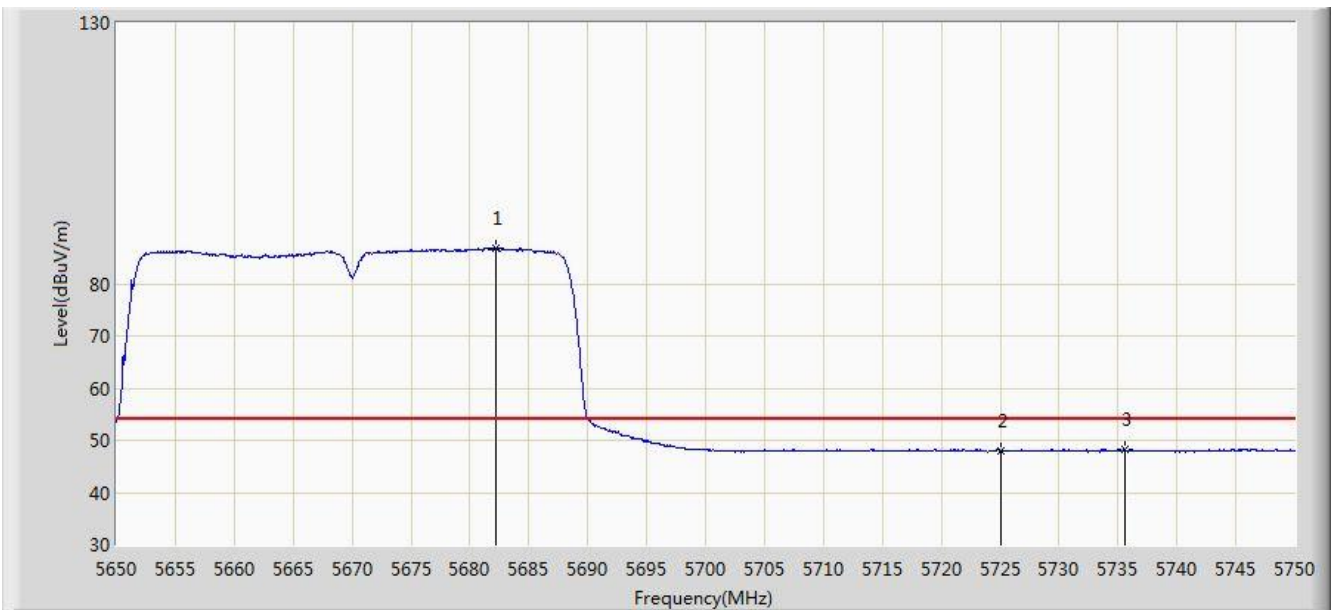


No	Flag	Mark	Frequency (MHz)	Measure Level (dBuV/m)	Reading Level (dBuV)	Margin (dB)	Limit (dBuV/m)	Factor (dB)	Type
1		*	5657.350	102.039	97.343	N/A	N/A	4.696	PK
2			5725.000	59.894	54.865	-14.106	74.000	5.029	PK
3			5741.900	61.873	56.736	-12.127	74.000	5.137	PK

Note: Measure Level (dB μ V/m) = Reading Level (dB μ V) + Factor (dB)

Factor (dB) = Cable Loss (dB) + Antenna Factor (dB) (dB/m) - Pre_Amplifier Gain (dB)

Site: AC1	Time: 2018/03/27 - 00:49
Limit: FCC_Part15.209_RE(3m)	Engineer: Kevin Ker
Probe: BBHA9120D_1GHz_18GHz	Polarity: Horizontal
EUT: AC220m Wi-Fi module OD US (Wi-Fi Directional Antenna)	Power: AC 120V/60Hz
Test Mode: Transmit by 802.11n-HT40 at channel 5670MHz Ant 0 + 1 (Beam-Forming Mode)	

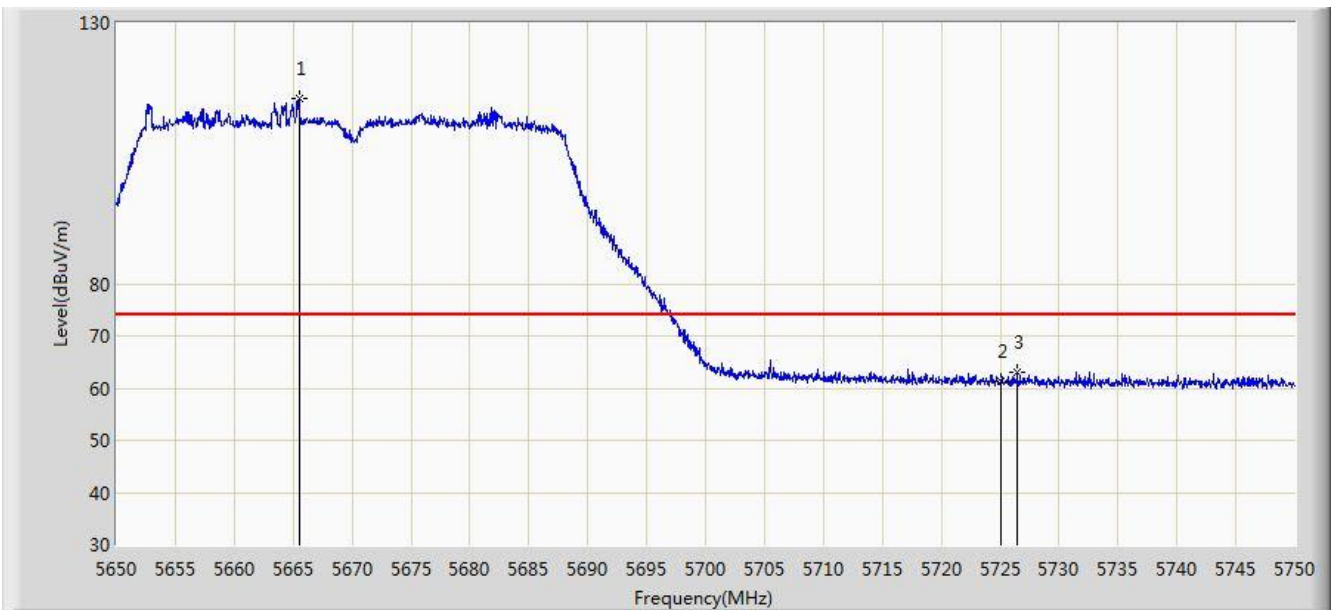


No	Flag	Mark	Frequency (MHz)	Measure Level (dBuV/m)	Reading Level (dBuV)	Margin (dB)	Limit (dBuV/m)	Factor (dB)	Type
1		*	5682.250	86.696	81.900	N/A	N/A	4.797	AV
2			5725.000	48.027	42.998	-5.973	54.000	5.029	AV
3			5735.650	48.176	43.079	-5.824	54.000	5.097	AV

Note: Measure Level (dB μ V/m) = Reading Level (dB μ V) + Factor (dB)

Factor (dB) = Cable Loss (dB) + Antenna Factor (dB) (dB/m) - Pre_Amplifier Gain (dB)

Site: AC1	Time: 2018/03/27 - 00:49
Limit: FCC_Part15.209_RE(3m)	Engineer: Kevin Ker
Probe: BBHA9120D_1GHz_18GHz	Polarity: Vertical
EUT: AC220m Wi-Fi module OD US (Wi-Fi Directional Antenna)	Power: AC 120V/60Hz
Test Mode: Transmit by 802.11n-HT40 at channel 5670MHz Ant 0 + 1 (Beam-Forming Mode)	

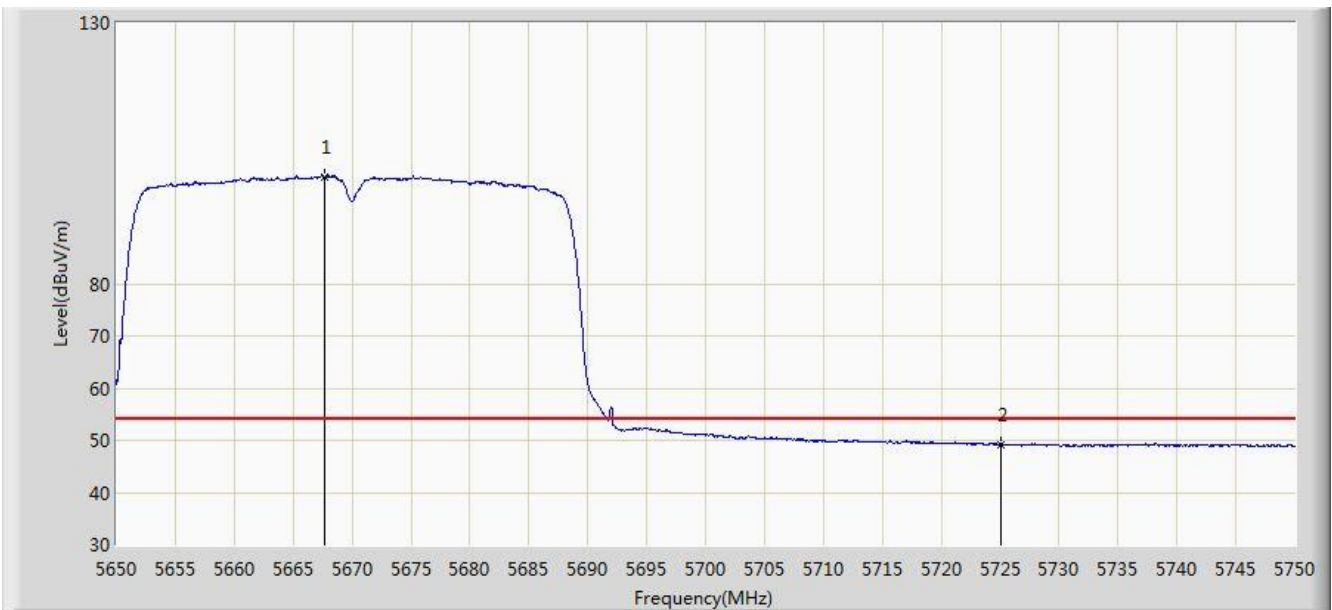


No	Flag	Mark	Frequency (MHz)	Measure Level (dBuV/m)	Reading Level (dBuV)	Margin (dB)	Limit (dBuV/m)	Factor (dB)	Type
1		*	5665.500	115.448	110.719	N/A	N/A	4.729	PK
2			5725.000	61.286	56.257	-12.714	74.000	5.029	PK
3			5726.450	63.172	58.134	-10.828	74.000	5.039	PK

Note: Measure Level (dB μ V/m) = Reading Level (dB μ V) + Factor (dB)

Factor (dB) = Cable Loss (dB) + Antenna Factor (dB) (dB/m) - Pre_Amplifier Gain (dB)

Site: AC1	Time: 2018/03/27 - 00:50
Limit: FCC_Part15.209_RE(3m)	Engineer: Kevin Ker
Probe: BBHA9120D_1GHz_18GHz	Polarity: Vertical
EUT: AC220m Wi-Fi module OD US (Wi-Fi Directional Antenna)	Power: AC 120V/60Hz
Test Mode: Transmit by 802.11n-HT40 at channel 5670MHz Ant 0 + 1 (Beam-Forming Mode)	

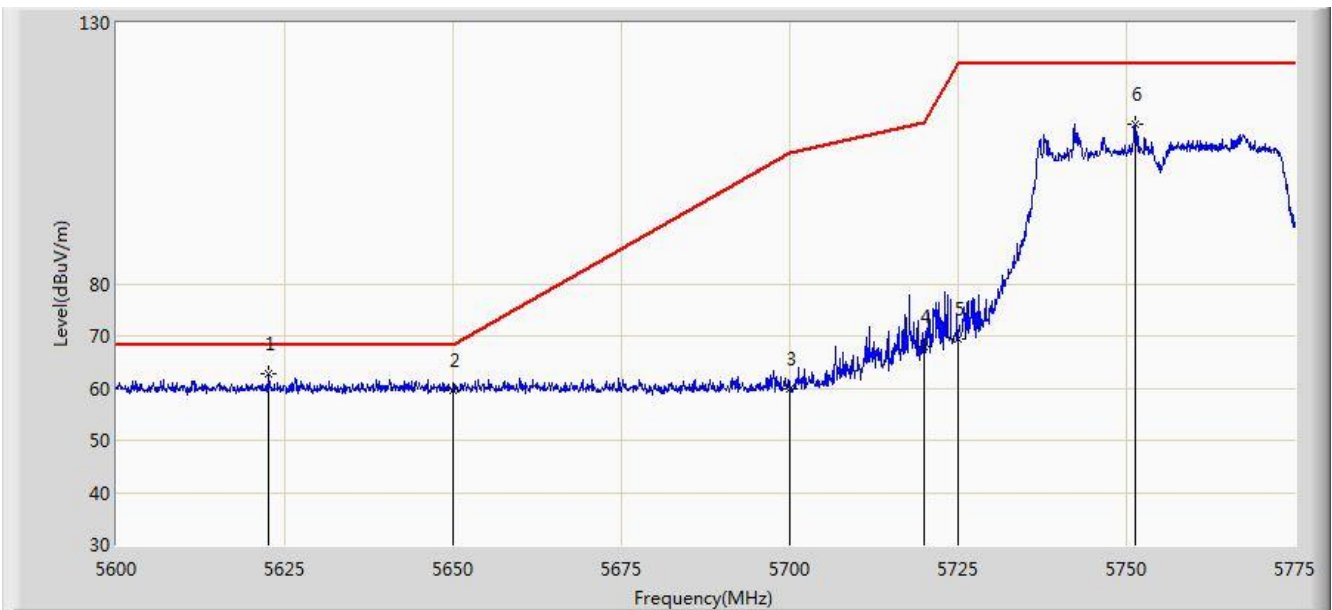


No	Flag	Mark	Frequency (MHz)	Measure Level (dBuV/m)	Reading Level (dBuV)	Margin (dB)	Limit (dBuV/m)	Factor (dB)	Type
1		*	5667.700	100.377	95.639	N/A	N/A	4.737	AV
2			5725.000	49.185	44.156	-4.815	54.000	5.029	AV

Note: Measure Level (dB μ V/m) = Reading Level (dB μ V) + Factor (dB)

Factor (dB) = Cable Loss (dB) + Antenna Factor (dB) (dB/m) - Pre_Amplifier Gain (dB)

Site: AC1	Time: 2018/03/27 - 00:52
Limit: FCC_Part15.407_RE(3m)	Engineer: Kevin Ker
Probe: BBHA9120D_1GHz_18GHz	Polarity: Horizontal
EUT: AC220m Wi-Fi module OD US (Wi-Fi Directional Antenna)	Power: AC 120V/60Hz
Test Mode: Transmit by 802.11n-HT40 at channel 5755MHz Ant 0 + 1 (Beam-Forming Mode)	

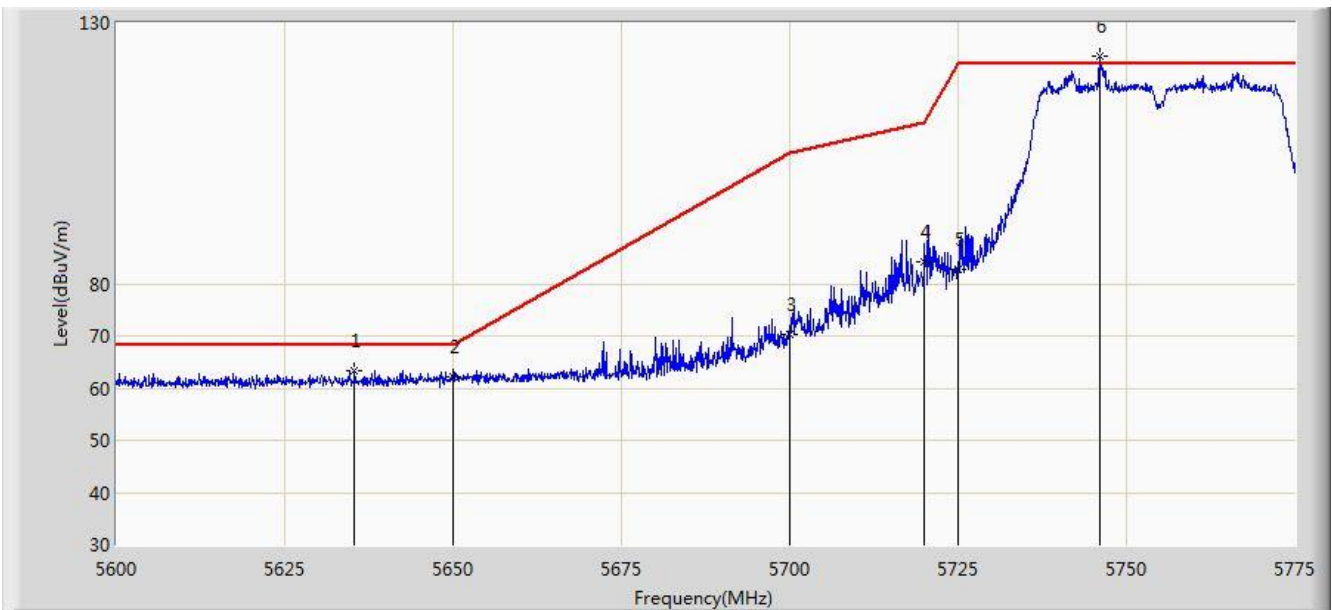


No	Flag	Mark	Frequency (MHz)	Measure Level (dBuV/m)	Reading Level (dBuV)	Margin (dB)	Limit (dBuV/m)	Factor (dB)	Type
1		*	5622.663	62.669	58.081	-5.531	68.200	4.589	PK
2			5650.000	59.682	55.011	-8.518	68.200	4.671	PK
3			5700.000	59.717	54.839	-45.483	105.200	4.878	PK
4			5720.000	68.005	63.008	-42.795	110.800	4.997	PK
5			5725.000	69.508	64.479	-52.692	122.200	5.029	PK
6			5751.375	110.504	105.313	N/A	N/A	5.191	PK

Note: Measure Level (dBuV/m) = Reading Level (dBuV) + Factor (dB)

Factor (dB) = Cable Loss (dB) + Antenna Factor (dB) (dB/m) - Pre_Amplifier Gain (dB)

Site: AC1	Time: 2018/03/27 - 00:53
Limit: FCC_Part15.407_RE(3m)	Engineer: Kevin Ker
Probe: BBHA9120D_1GHz_18GHz	Polarity: Vertical
EUT: AC220m Wi-Fi module OD US (Wi-Fi Directional Antenna)	Power: AC 120V/60Hz
Test Mode: Transmit by 802.11n-HT40 at channel 5755MHz Ant 0 + 1 (Beam-Forming Mode)	

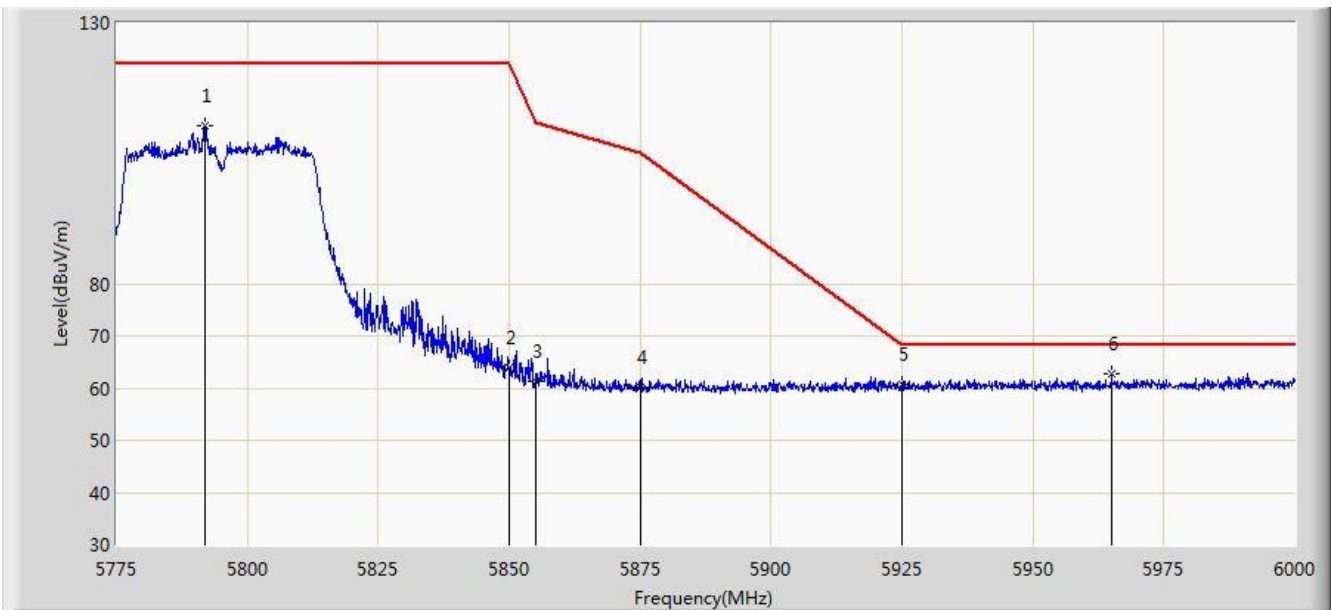


No	Flag	Mark	Frequency (MHz)	Measure Level (dBuV/m)	Reading Level (dBuV)	Margin (dB)	Limit (dBuV/m)	Factor (dB)	Type
1			5635.350	63.262	58.638	-4.938	68.200	4.624	PK
2			5650.000	62.131	57.460	-6.069	68.200	4.671	PK
3			5700.000	70.384	65.506	-34.816	105.200	4.878	PK
4			5720.000	84.061	79.064	-26.739	110.800	4.997	PK
5			5725.000	82.805	77.776	-39.395	122.200	5.029	PK
6		*	5745.950	123.584	118.424	N/A	N/A	5.161	PK

Note: Measure Level (dBuV/m) = Reading Level (dBuV) + Factor (dB)

Factor (dB) = Cable Loss (dB) + Antenna Factor (dB) (dB/m) - Pre_Amplifier Gain (dB)

aSite: AC1	Time: 2018/03/27 - 00:55
Limit: FCC_Part15.407_RE(3m)	Engineer: Kevin Ker
Probe: BBHA9120D_1GHz_18GHz	Polarity: Horizontal
EUT: AC220m Wi-Fi module OD US (Wi-Fi Directional Antenna)	Power: AC 120V/60Hz
Test Mode: Transmit by 802.11n-HT40 at channel 5795MHz Ant 0 + 1 (Beam-Forming Mode)	

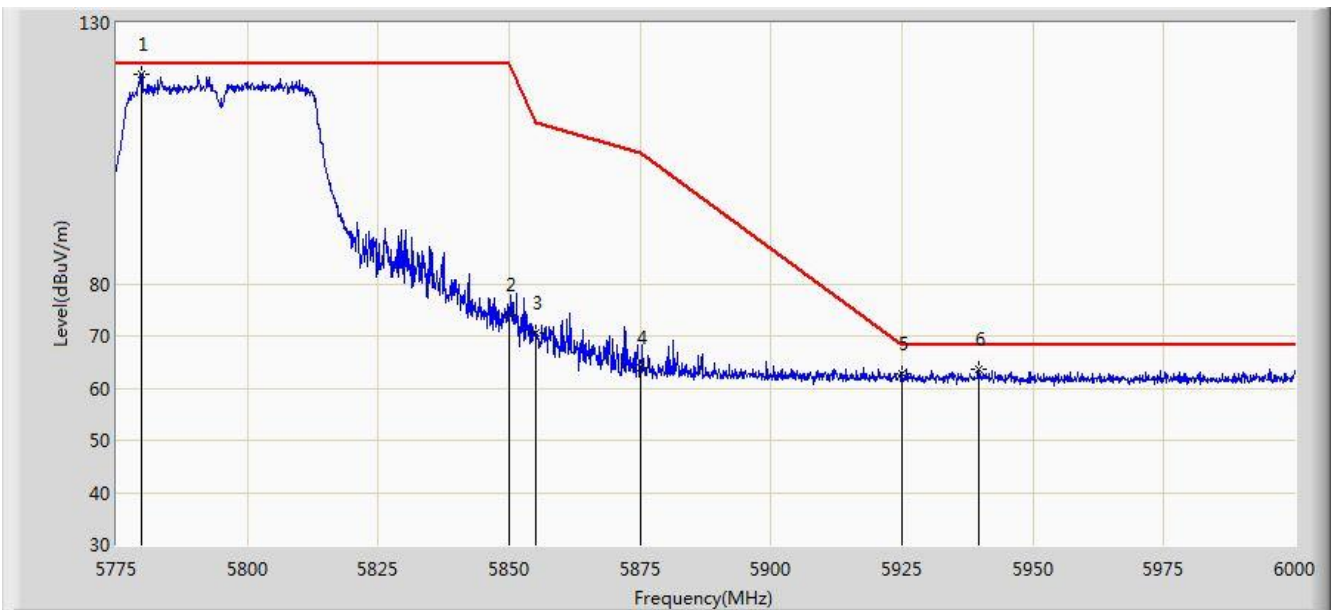


No	Flag	Mark	Frequency (MHz)	Measure Level (dBuV/m)	Reading Level (dBuV)	Margin (dB)	Limit (dBuV/m)	Factor (dB)	Type
1			5791.987	110.174	104.772	N/A	N/A	5.402	PK
2			5850.000	64.028	58.302	-58.172	122.200	5.726	PK
3			5855.000	61.212	55.466	-49.588	110.800	5.746	PK
4			5875.000	60.170	54.350	-45.030	105.200	5.820	PK
5			5925.000	60.644	54.678	-7.556	68.200	5.967	PK
6		*	5965.013	62.644	56.592	-5.556	68.200	6.053	PK

Note: Measure Level (dBuV/m) = Reading Level (dBuV) + Factor (dB)

Factor (dB) = Cable Loss (dB) + Antenna Factor (dB) (dB/m) - Pre_Amplifier Gain (dB)

Site: AC1	Time: 2018/03/27 - 00:56
Limit: FCC_Part15.407_RE(3m)	Engineer: Kevin Ker
Probe: BBHA9120D_1GHz_18GHz	Polarity: Vertical
EUT: AC220m Wi-Fi module OD US (Wi-Fi Directional Antenna)	Power: AC 120V/60Hz
Test Mode: Transmit by 802.11n-HT40 at channel 5795MHz Ant 0 + 1 (Beam-Forming Mode)	

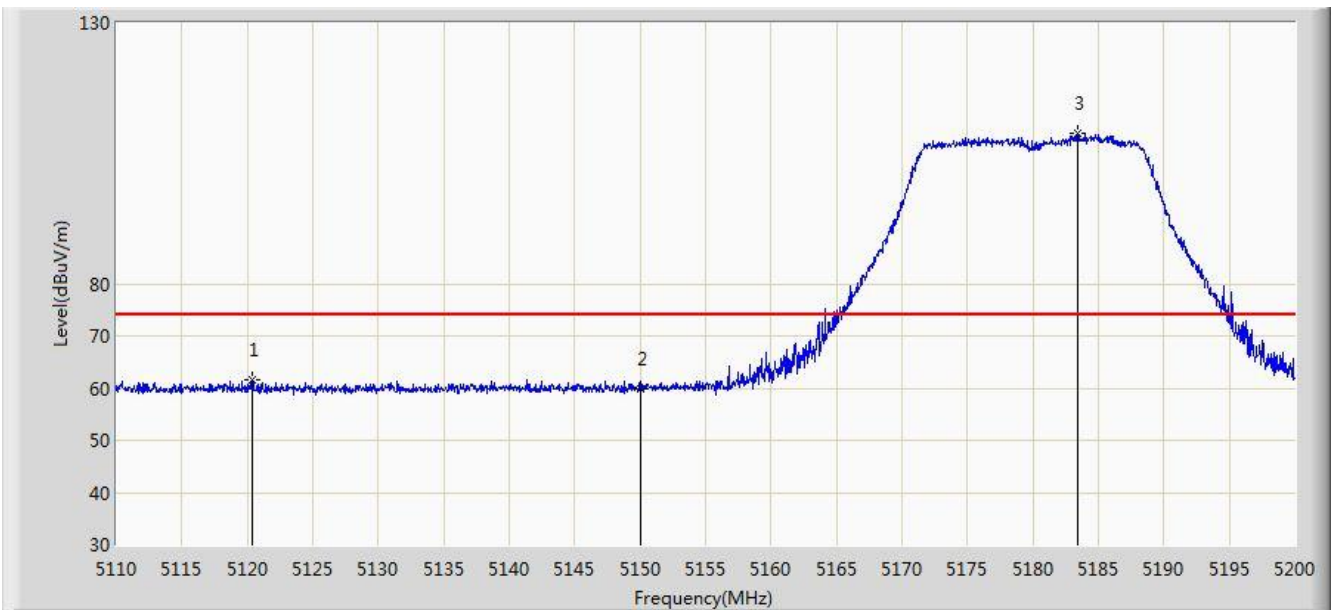


No	Flag	Mark	Frequency (MHz)	Measure Level (dBuV/m)	Reading Level (dBuV)	Margin (dB)	Limit (dBuV/m)	Factor (dB)	Type
1		*	5779.837	120.233	114.892	N/A	N/A	5.341	PK
2			5850.000	74.108	68.382	-48.092	122.200	5.726	PK
3			5855.000	70.680	64.934	-40.120	110.800	5.746	PK
4			5875.000	63.980	58.160	-41.220	105.200	5.820	PK
5			5925.000	62.611	56.645	-5.589	68.200	5.967	PK
6			5939.587	63.711	57.708	-4.489	68.200	6.003	PK

Note: Measure Level (dBuV/m) = Reading Level (dBuV) + Factor (dB)

Factor (dB) = Cable Loss (dB) + Antenna Factor (dB) (dB/m) - Pre_Amplifier Gain (dB)

Site: AC1	Time: 2018/03/27 - 00:57
Limit: FCC_Part15.209_RE(3m)	Engineer: Kevin Ker
Probe: BBHA9120D_1GHz_18GHz	Polarity: Horizontal
EUT: AC220m Wi-Fi module OD US (Wi-Fi Directional Antenna)	Power: AC 120V/60Hz
Test Mode: Transmit by 802.11ac-VHT20 at channel 5180MHz Ant 0 + 1 (Beam-Forming Mode)	

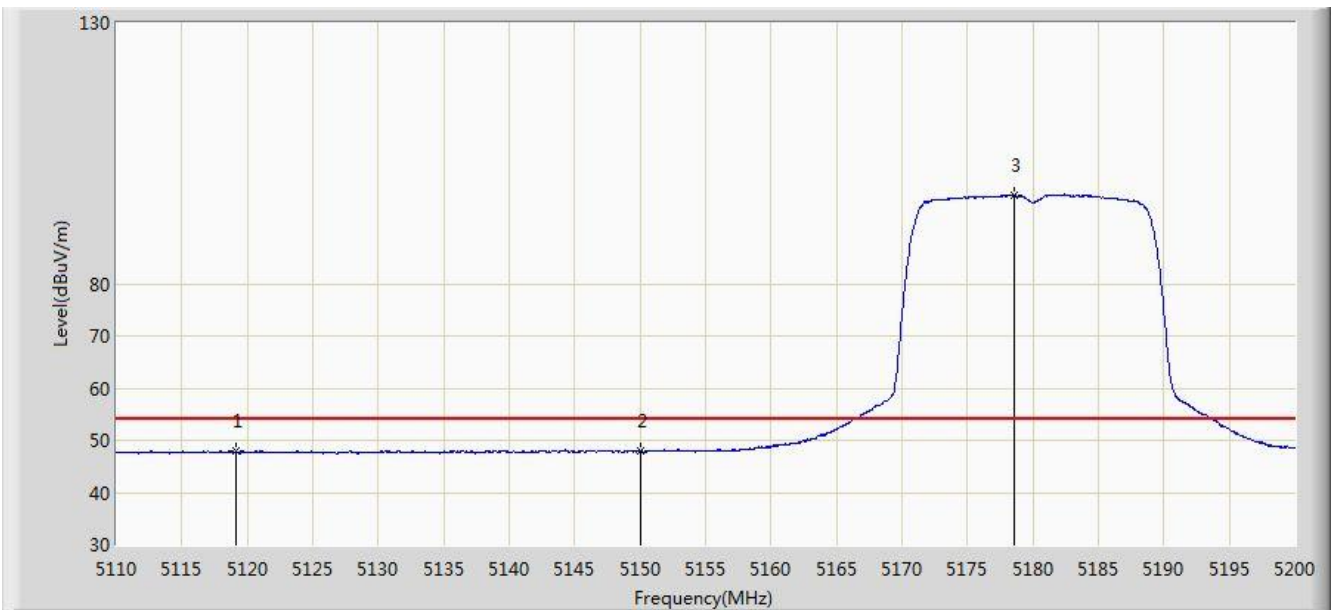


No	Flag	Mark	Frequency (MHz)	Measure Level (dBuV/m)	Reading Level (dBuV)	Margin (dB)	Limit (dBuV/m)	Factor (dB)	Type
1			5120.395	61.614	57.439	-12.386	74.000	4.175	PK
2			5150.000	59.811	55.642	-14.189	74.000	4.170	PK
3		*	5183.395	108.972	104.915	N/A	N/A	4.056	PK

Note: Measure Level (dB μ V/m) = Reading Level (dB μ V) + Factor (dB)

Factor (dB) = Cable Loss (dB) + Antenna Factor (dB) (dB/m) - Pre_Amplifier Gain (dB)

Site: AC1	Time: 2018/03/27 - 01:00
Limit: FCC_Part15.209_RE(3m)	Engineer: Kevin Ker
Probe: BBHA9120D_1GHz_18GHz	Polarity: Horizontal
EUT: AC220m Wi-Fi module OD US (Wi-Fi Directional Antenna)	Power: AC 120V/60Hz
Test Mode: Transmit by 802.11ac-VHT20 at channel 5180MHz Ant 0 + 1 (Beam-Forming Mode)	

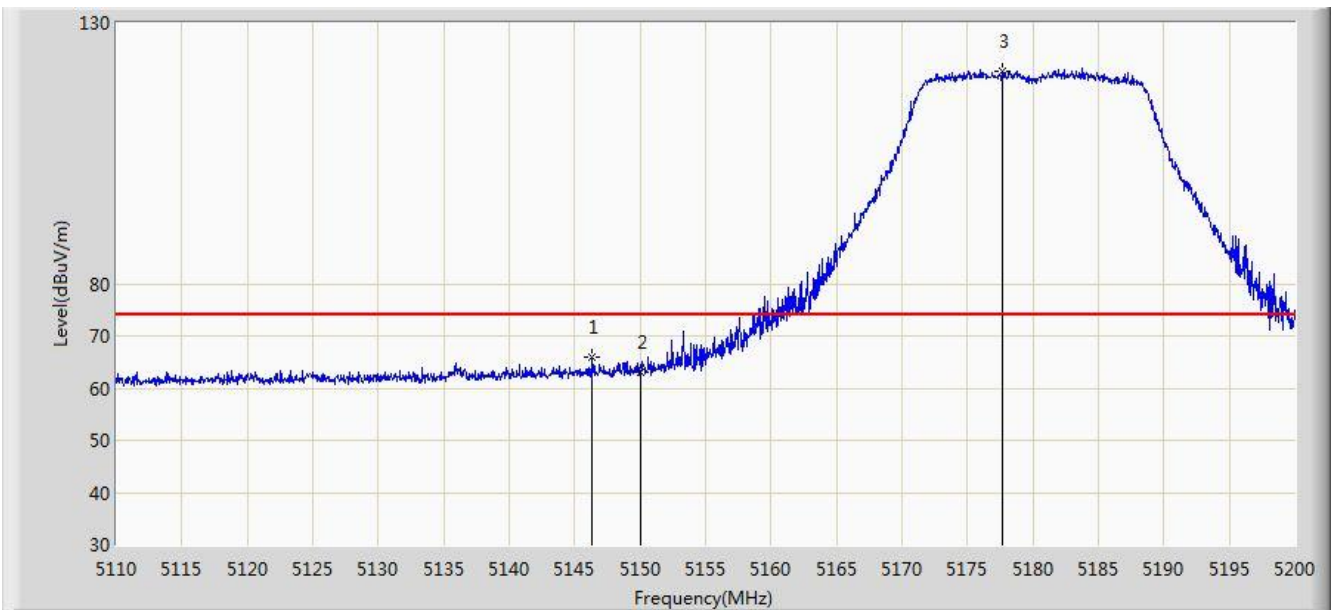


No	Flag	Mark	Frequency (MHz)	Measure Level (dBuV/m)	Reading Level (dBuV)	Margin (dB)	Limit (dBuV/m)	Factor (dB)	Type
1			5119.135	47.880	43.705	-6.120	54.000	4.175	AV
2			5150.000	47.876	43.707	-6.124	54.000	4.170	AV
3		*	5178.580	96.933	92.859	N/A	N/A	4.074	AV

Note: Measure Level (dB μ V/m) = Reading Level (dB μ V) + Factor (dB)

Factor (dB) = Cable Loss (dB) + Antenna Factor (dB) (dB/m) - Pre_Amplifier Gain (dB)

Site: AC1	Time: 2018/03/27 - 01:01
Limit: FCC_Part15.209_RE(3m)	Engineer: Kevin Ker
Probe: BBHA9120D_1GHz_18GHz	Polarity: Vertical
EUT: AC220m Wi-Fi module OD US (Wi-Fi Directional Antenna)	Power: AC 120V/60Hz
Test Mode: Transmit by 802.11ac-VHT20 at channel 5180MHz Ant 0 + 1 (Beam-Forming Mode)	

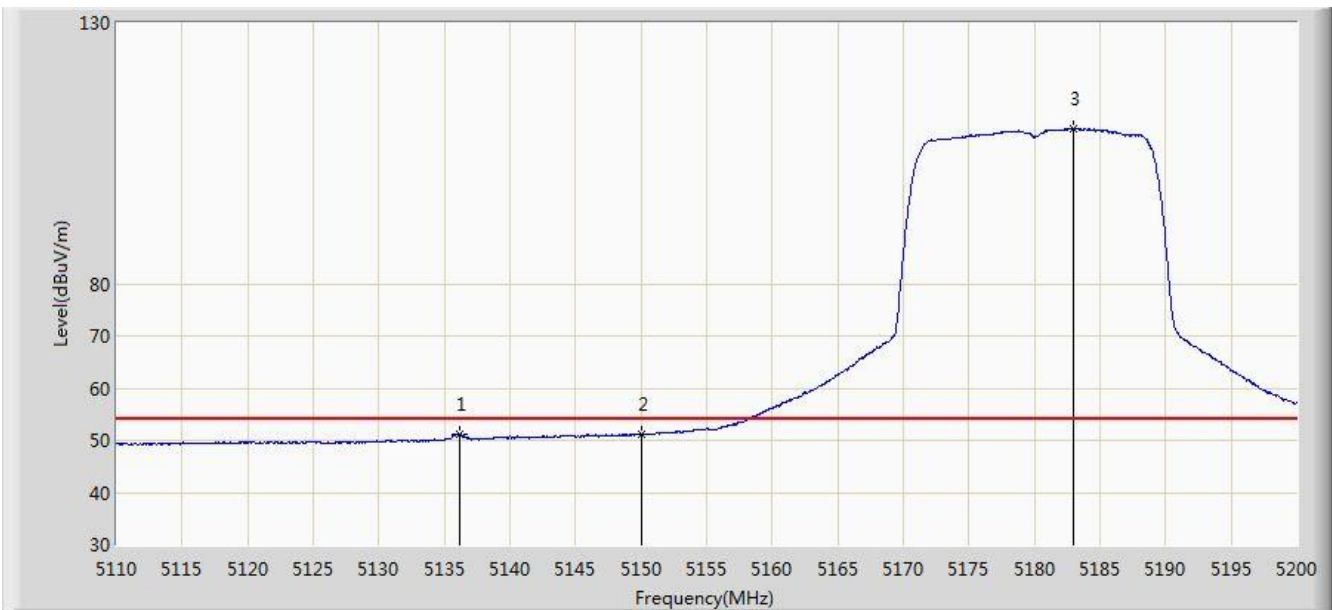


No	Flag	Mark	Frequency (MHz)	Measure Level (dBuV/m)	Reading Level (dBuV)	Margin (dB)	Limit (dBuV/m)	Factor (dB)	Type
1			5146.360	65.798	61.622	-8.202	74.000	4.176	PK
2			5150.000	63.132	58.963	-10.868	74.000	4.170	PK
3		*	5177.725	120.865	116.788	N/A	N/A	4.077	PK

Note: Measure Level (dB μ V/m) = Reading Level (dB μ V) + Factor (dB)

Factor (dB) = Cable Loss (dB) + Antenna Factor (dB) (dB/m) - Pre_Amplifier Gain (dB)

Site: AC1	Time: 2018/03/27 - 01:01
Limit: FCC_Part15.209_RE(3m)	Engineer: Kevin Ker
Probe: BBHA9120D_1GHz_18GHz	Polarity: Vertical
EUT: AC220m Wi-Fi module OD US (Wi-Fi Directional Antenna)	Power: AC 120V/60Hz
Test Mode: Transmit by 802.11ac-VHT20 at channel 5180MHz Ant 0 + 1 (Beam-Forming Mode)	

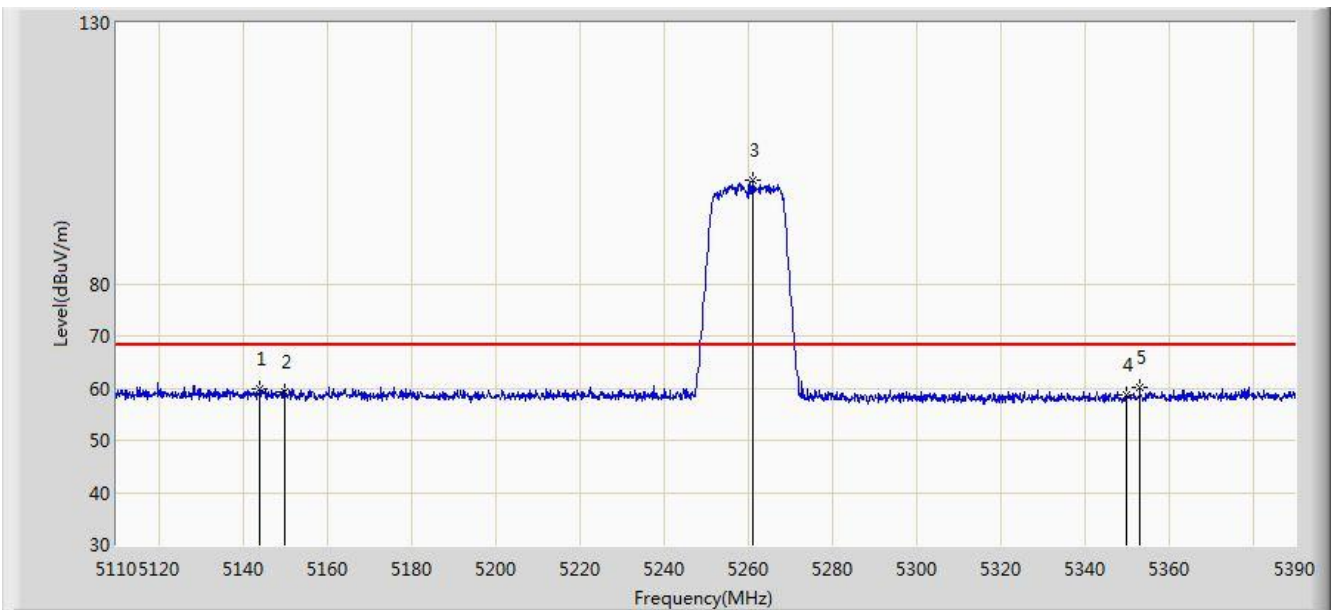


No	Flag	Mark	Frequency (MHz)	Measure Level (dBuV/m)	Reading Level (dBuV)	Margin (dB)	Limit (dBuV/m)	Factor (dB)	Type
1			5136.145	51.098	46.923	-2.902	54.000	4.175	AV
2			5150.000	51.150	46.981	-2.850	54.000	4.170	AV
3	X	*	5182.945	109.683	105.625	N/A	N/A	4.059	AV

Note: Measure Level (dB μ V/m) = Reading Level (dB μ V) + Factor (dB)

Factor (dB) = Cable Loss (dB) + Antenna Factor (dB) (dB/m) - Pre_Amplifier Gain (dB)

Site: AC1	Time: 2018/04/10 - 04:10
Limit: FCC_Part15.209_RE(3m)	Engineer: Kevin Ker
Probe: BBHA9120D_1GHz_18GHz	Polarity: Horizontal
EUT: AC220m Wi-Fi module OD US (Wi-Fi Directional Antenna)	Power: AC 120V/60Hz
Test Mode: Transmit by 802.11ac-VHT20 at Channel 5260MHz Ant 0 + 1 (Beam-Forming Mode)	

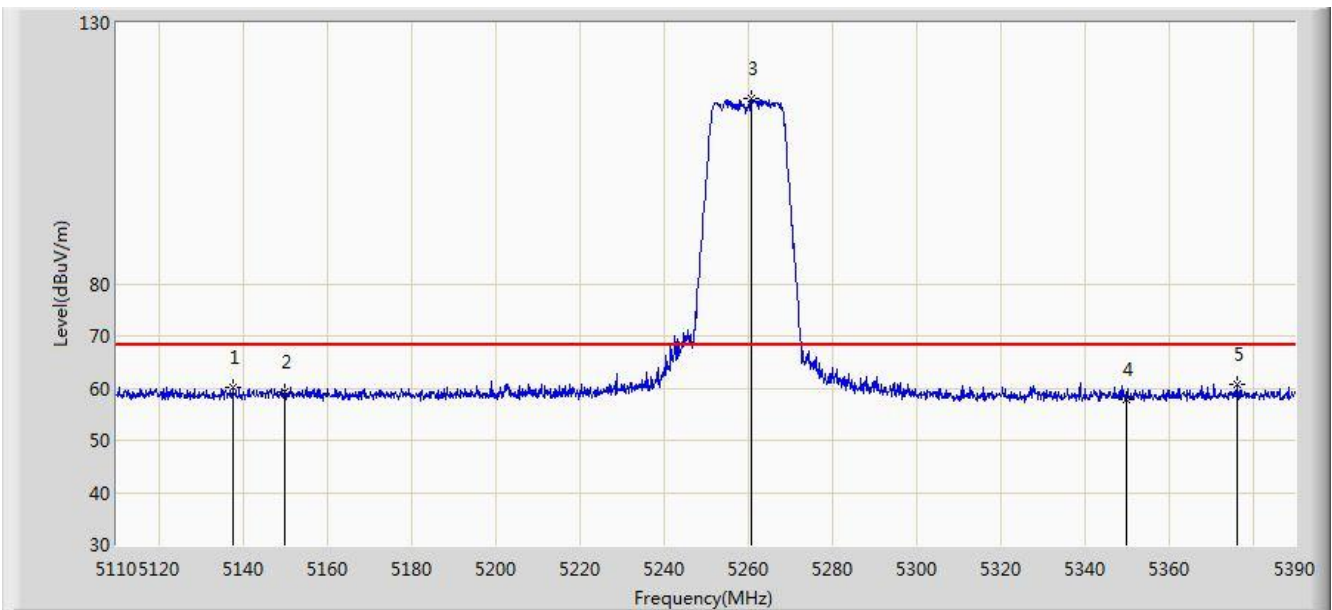


No	Flag	Mark	Frequency (MHz)	Measure Level (dBuV/m)	Reading Level (dBuV)	Margin (dB)	Limit (dBuV/m)	Factor (dB)	Type
1			5144.020	59.999	55.823	-8.201	68.200	4.176	PK
2			5150.000	59.345	55.176	-8.855	68.200	4.170	PK
3		*	5261.200	99.829	95.987	N/A	N/A	3.842	PK
4			5350.000	58.636	54.731	-9.564	68.200	3.904	PK
5			5353.180	60.089	56.178	-8.111	68.200	3.910	PK

Note: Measure Level (dB μ V/m) = Reading Level (dB μ V) + Factor (dB)

Factor (dB) = Cable Loss (dB) + Antenna Factor (dB) (dB/m) - Pre_Amplifier Gain (dB)

Site: AC1	Time: 2018/04/10 - 04:12
Limit: FCC_Part15.209_RE(3m)	Engineer: Kevin Ker
Probe: BBHA9120D_1GHz_18GHz	Polarity: Vertical
EUT: AC220m Wi-Fi module OD US (Wi-Fi Directional Antenna)	Power: AC 120V/60Hz
Test Mode: Transmit by 802.11ac-VHT20 at Channel 5260MHz Ant 0 + 1 (Beam-Forming Mode)	

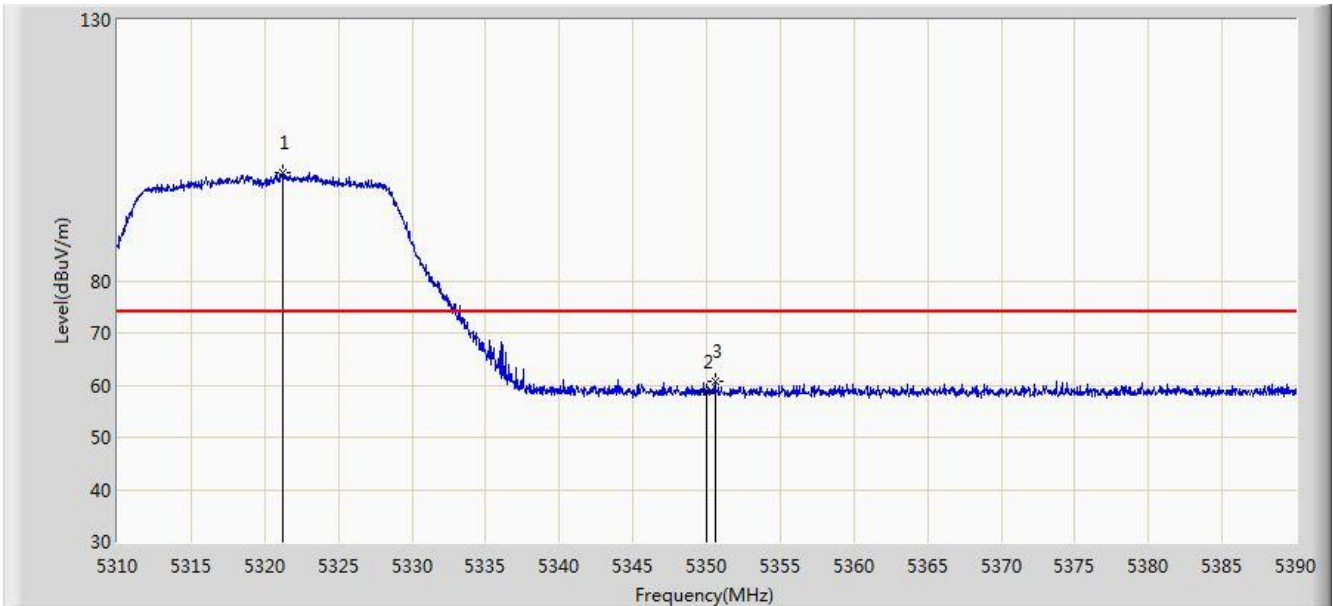


No	Flag	Mark	Frequency (MHz)	Measure Level (dBuV/m)	Reading Level (dBuV)	Margin (dB)	Limit (dBuV/m)	Factor (dB)	Type
1			5137.580	60.197	56.022	-8.003	68.200	4.175	PK
2			5150.000	59.226	55.057	-8.974	68.200	4.170	PK
3		*	5260.920	115.621	111.779	N/A	N/A	3.842	PK
4			5350.000	57.855	53.950	-10.345	68.200	3.904	PK
5			5376.280	60.589	56.637	-7.611	68.200	3.952	PK

Note: Measure Level (dB μ V/m) = Reading Level (dB μ V) + Factor (dB)

Factor (dB) = Cable Loss (dB) + Antenna Factor (dB) (dB/m) - Pre_Amplifier Gain (dB)

Site: AC1	Time: 2018/03/27 - 01:02
Limit: FCC_Part15.209_RE(3m)	Engineer: Kevin Ker
Probe: BBHA9120D_1GHz_18GHz	Polarity: Horizontal
EUT: AC220m Wi-Fi module OD US (Wi-Fi Directional Antenna)	Power: AC 120V/60Hz
Test Mode: Transmit by 802.11ac-VHT20 at channel 5320MHz Ant 0 + 1 (Beam-Forming Mode)	

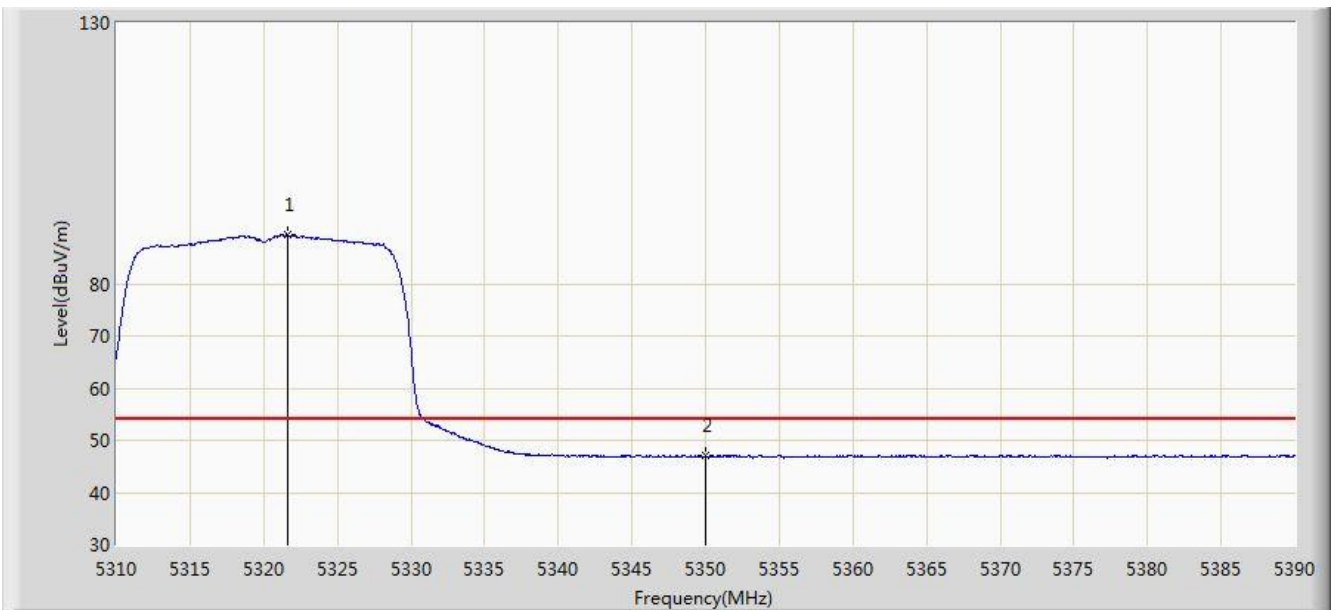


No	Flag	Mark	Frequency (MHz)	Measure Level (dBuV/m)	Reading Level (dBuV)	Margin (dB)	Limit (dBuV/m)	Factor (dB)	Type
1		*	5321.200	100.694	96.843	N/A	N/A	3.851	PK
2			5350.000	58.751	54.846	-15.249	74.000	3.904	PK
3			5350.560	60.854	56.948	-13.146	74.000	3.906	PK

Note: Measure Level (dBuV/m) = Reading Level (dBuV) + Factor (dB)

Factor (dB) = Cable Loss (dB) + Antenna Factor (dB) (dB/m) - Pre_Amplifier Gain (dB)

Site: AC1	Time: 2018/03/27 - 01:05
Limit: FCC_Part15.209_RE(3m)	Engineer: Kevin Ker
Probe: BBHA9120D_1GHz_18GHz	Polarity: Horizontal
EUT: AC220m Wi-Fi module OD US (Wi-Fi Directional Antenna)	Power: AC 120V/60Hz
Test Mode: Transmit by 802.11ac-VHT20 at channel 5320MHz Ant 0 + 1 (Beam-Forming Mode)	

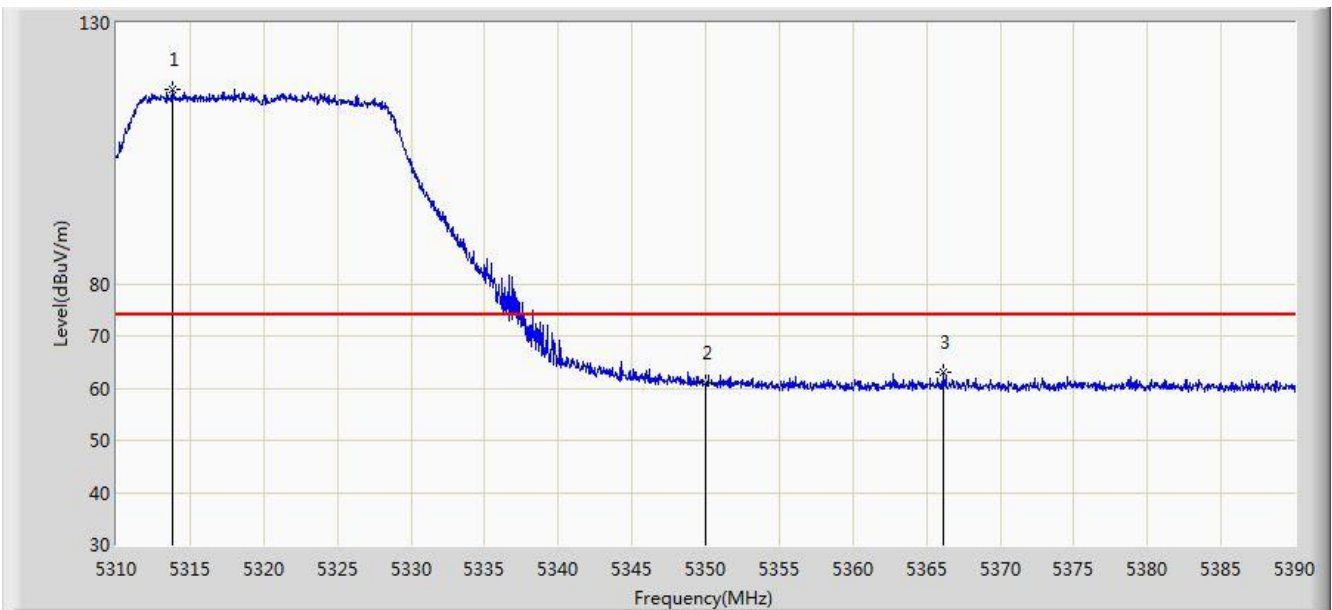


No	Flag	Mark	Frequency (MHz)	Measure Level (dBuV/m)	Reading Level (dBuV)	Margin (dB)	Limit (dBuV/m)	Factor (dB)	Type
1		*	5321.640	89.307	85.455	N/A	N/A	3.852	AV
2			5350.000	46.982	43.077	-7.018	54.000	3.904	AV

Note: Measure Level (dB μ V/m) = Reading Level (dB μ V) + Factor (dB)

Factor (dB) = Cable Loss (dB) + Antenna Factor (dB) (dB/m) - Pre_Amplifier Gain (dB)

Site: AC1	Time: 2018/03/27 - 01:05
Limit: FCC_Part15.209_RE(3m)	Engineer: Kevin Ker
Probe: BBHA9120D_1GHz_18GHz	Polarity: Vertical
EUT: AC220m Wi-Fi module OD US (Wi-Fi Directional Antenna)	Power: AC 120V/60Hz
Test Mode: Transmit by 802.11ac-VHT20 at channel 5320MHz Ant 0 + 1 (Beam-Forming Mode)	

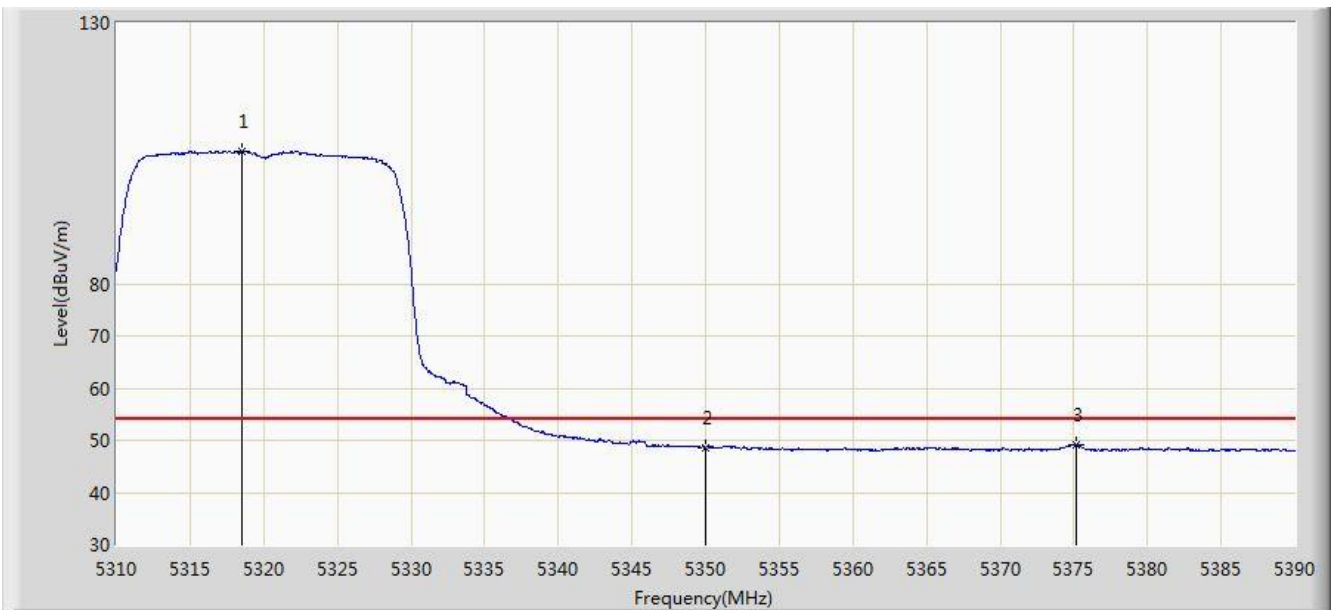


No	Flag	Mark	Frequency (MHz)	Measure Level (dBuV/m)	Reading Level (dBuV)	Margin (dB)	Limit (dBuV/m)	Factor (dB)	Type
1		*	5313.760	117.290	113.453	N/A	N/A	3.837	PK
2			5350.000	61.096	57.191	-12.904	74.000	3.904	PK
3			5366.120	62.925	58.991	-11.075	74.000	3.934	PK

Note: Measure Level (dBμV/m) = Reading Level (dBμV) + Factor (dB)

Factor (dB) = Cable Loss (dB) + Antenna Factor (dB) (dB/m) - Pre_Amplifier Gain (dB)

Site: AC1	Time: 2018/03/27 - 01:06
Limit: FCC_Part15.209_RE(3m)	Engineer: Kevin Ker
Probe: BBHA9120D_1GHz_18GHz	Polarity: Vertical
EUT: AC220m Wi-Fi module OD US (Wi-Fi Directional Antenna)	Power: AC 120V/60Hz
Test Mode: Transmit by 802.11ac-VHT20 at channel 5320MHz Ant 0 + 1 (Beam-Forming Mode)	

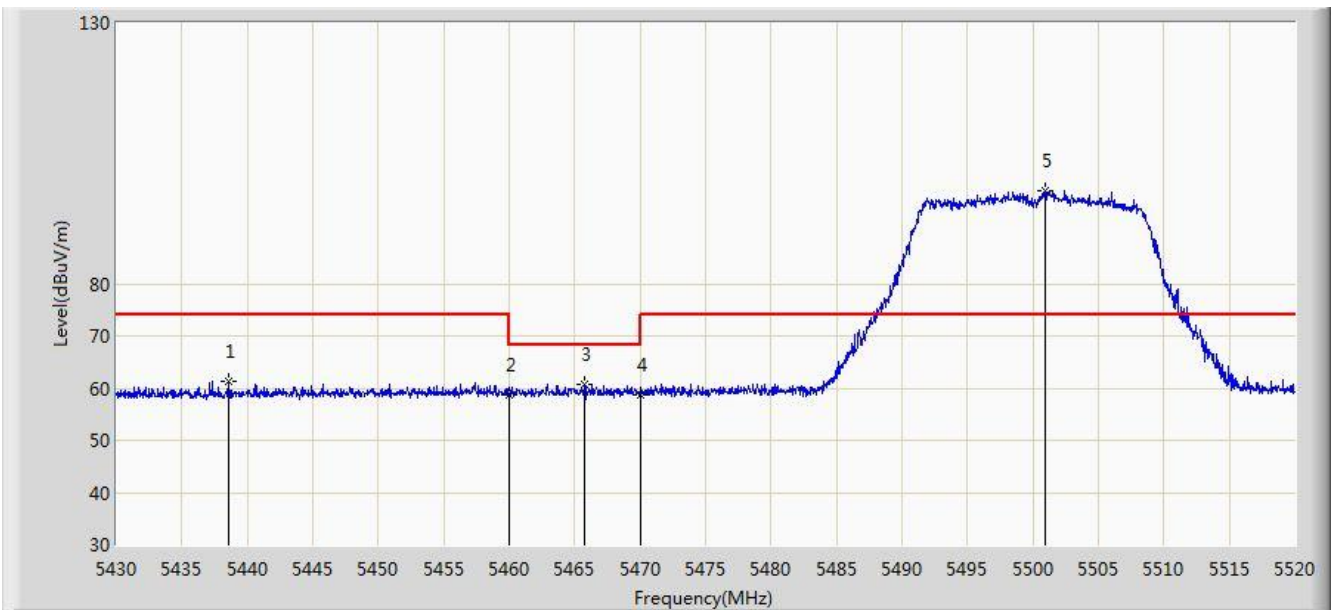


No	Flag	Mark	Frequency (MHz)	Measure Level (dBuV/m)	Reading Level (dBuV)	Margin (dB)	Limit (dBuV/m)	Factor (dB)	Type
1		*	5318.560	105.410	101.564	N/A	N/A	3.846	AV
2			5350.000	48.693	44.788	-5.307	54.000	3.904	AV
3			5375.160	49.145	45.195	-4.855	54.000	3.950	AV

Note: Measure Level (dB μ V/m) = Reading Level (dB μ V) + Factor (dB)

Factor (dB) = Cable Loss (dB) + Antenna Factor (dB) (dB/m) - Pre_Amplifier Gain (dB)

Site: AC1	Time: 2018/03/27 - 01:06
Limit: FCC_Part15.209_RE(3m)	Engineer: Kevin Ker
Probe: BBHA9120D_1GHz_18GHz	Polarity: Horizontal
EUT: AC220m Wi-Fi module OD US (Wi-Fi Directional Antenna)	Power: AC 120V/60Hz
Test Mode: Transmit by 802.11ac-VHT20 at channel 5500MHz Ant 0 + 1 (Beam-Forming Mode)	

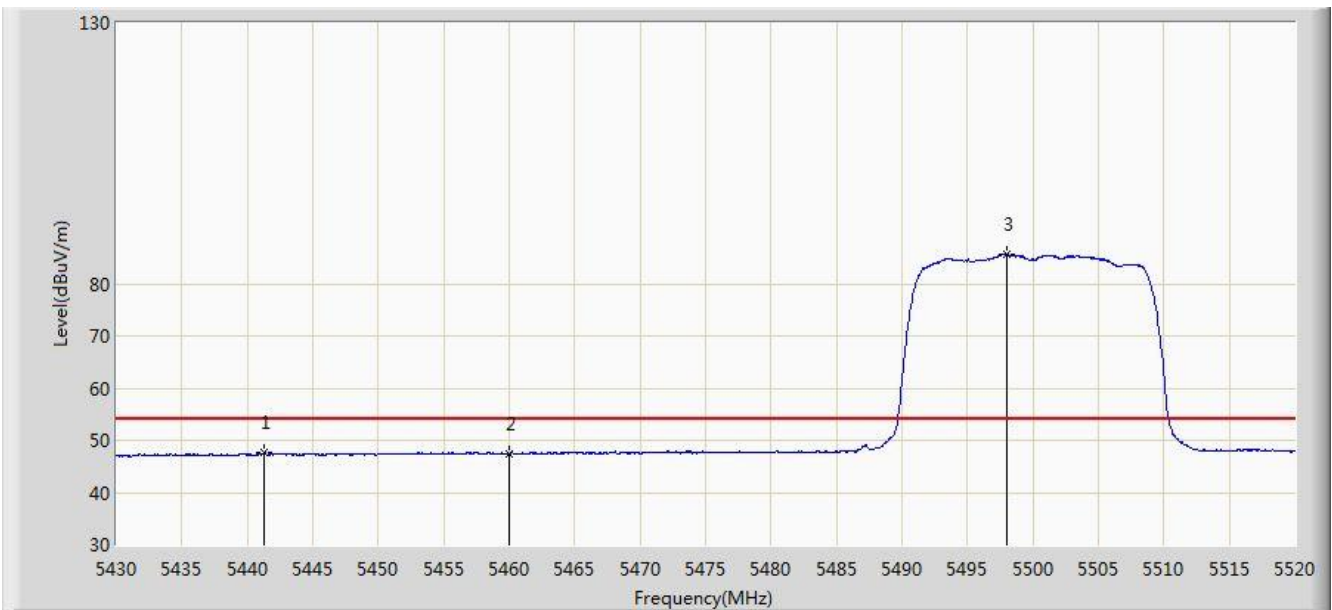


No	Flag	Mark	Frequency (MHz)	Measure Level (dBuV/m)	Reading Level (dBuV)	Margin (dB)	Limit (dBuV/m)	Factor (dB)	Type
1			5438.550	61.215	57.095	-12.785	74.000	4.120	PK
2			5460.000	58.587	54.407	-15.413	74.000	4.180	PK
3			5465.730	60.810	56.617	-7.390	68.200	4.193	PK
4			5470.000	58.728	54.526	-9.472	68.200	4.202	PK
5		*	5500.920	97.912	93.637	N/A	N/A	4.275	PK

Note: Measure Level (dBuV/m) = Reading Level (dBuV) + Factor (dB)

Factor (dB) = Cable Loss (dB) + Antenna Factor (dB) (dB/m) - Pre_Amplifier Gain (dB)

Site: AC1	Time: 2018/03/27 - 01:10
Limit: FCC_Part15.209_RE(3m)	Engineer: Kevin Ker
Probe: BBHA9120D_1GHz_18GHz	Polarity: Horizontal
EUT: AC220m Wi-Fi module OD US (Wi-Fi Directional Antenna)	Power: AC 120V/60Hz
Test Mode: Transmit by 802.11ac-VHT20 at channel 5500MHz Ant 0 + 1 (Beam-Forming Mode)	

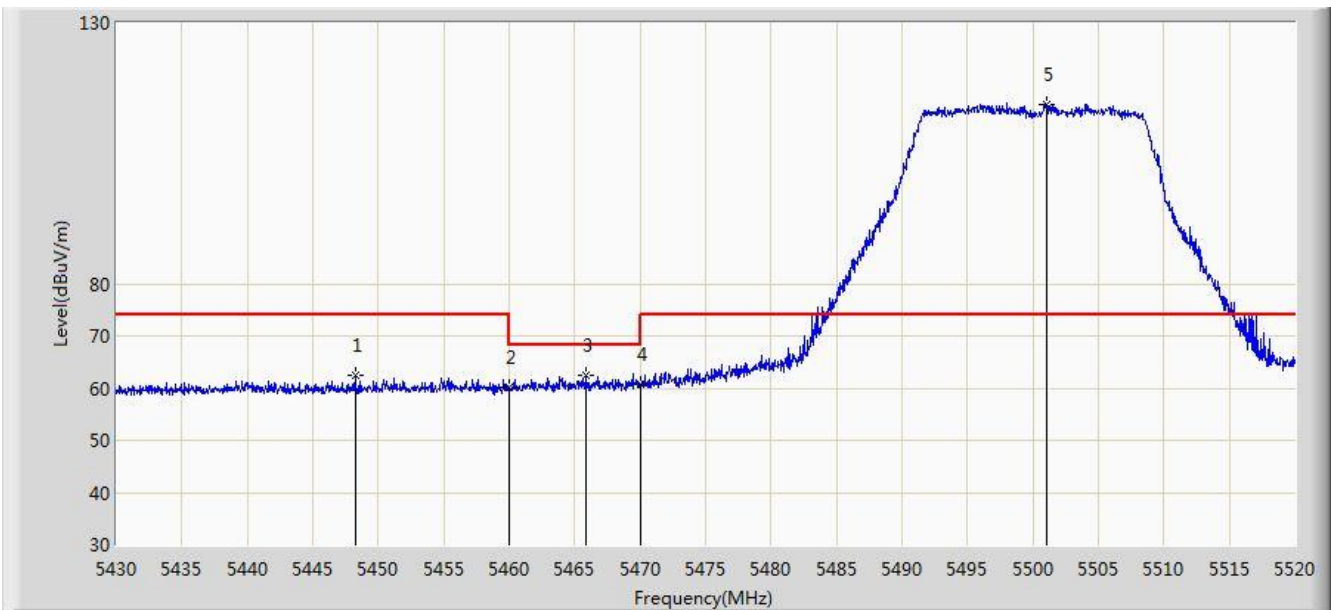


No	Flag	Mark	Frequency (MHz)	Measure Level (dBuV/m)	Reading Level (dBuV)	Margin (dB)	Limit (dBuV/m)	Factor (dB)	Type
1			5441.250	47.594	43.466	-6.406	54.000	4.128	AV
2			5460.000	47.342	43.162	-6.658	54.000	4.180	AV
3		*	5497.995	85.774	81.508	N/A	N/A	4.267	AV

Note: Measure Level (dB μ V/m) = Reading Level (dB μ V) + Factor (dB)

Factor (dB) = Cable Loss (dB) + Antenna Factor (dB) (dB/m) - Pre_Amplifier Gain (dB)

Site: AC1	Time: 2018/03/27 - 01:10
Limit: FCC_Part15.209_RE(3m)	Engineer: Kevin Ker
Probe: BBHA9120D_1GHz_18GHz	Polarity: Vertical
EUT: AC220m Wi-Fi module OD US (Wi-Fi Directional Antenna)	Power: AC 120V/60Hz
Test Mode: Transmit by 802.11ac-VHT20 at channel 5500MHz Ant 0 + 1 (Beam-Forming Mode)	

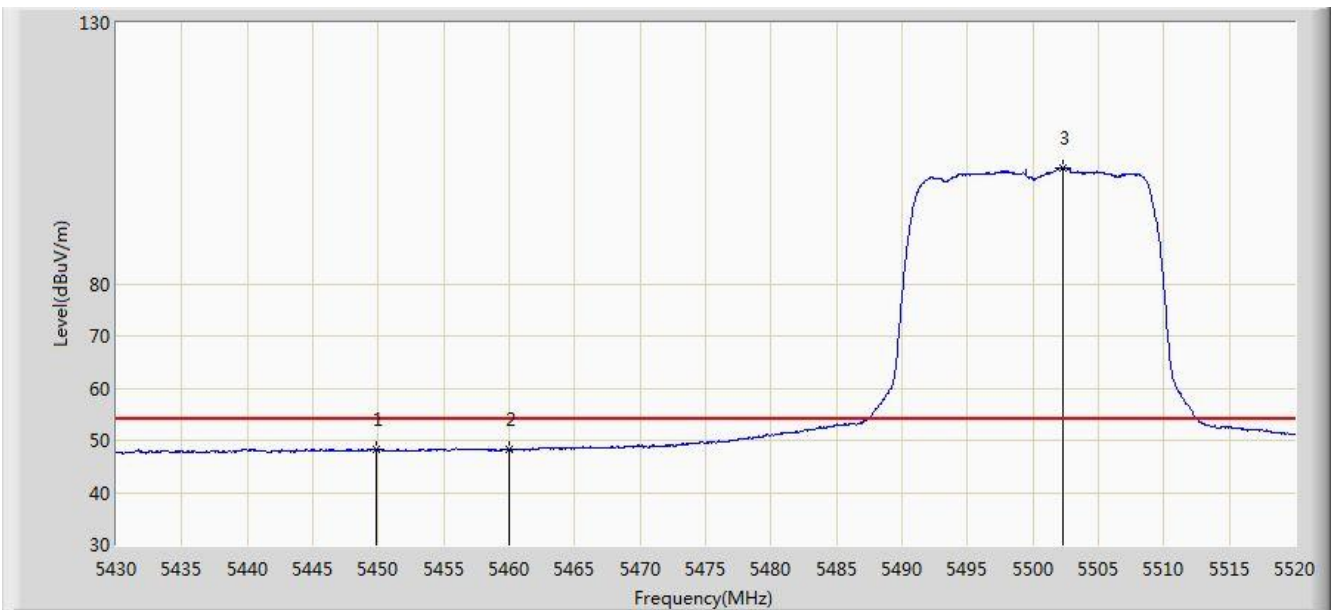


No	Flag	Mark	Frequency (MHz)	Measure Level (dBuV/m)	Reading Level (dBuV)	Margin (dB)	Limit (dBuV/m)	Factor (dB)	Type
1			5448.225	62.464	58.315	-11.536	74.000	4.149	PK
2			5460.000	60.002	55.822	-13.998	74.000	4.180	PK
3			5465.820	62.407	58.214	-5.793	68.200	4.193	PK
4			5470.000	60.593	56.391	-7.607	68.200	4.202	PK
5		*	5501.055	114.392	110.117	N/A	N/A	4.275	PK

Note: Measure Level (dB μ V/m) = Reading Level (dB μ V) + Factor (dB)

Factor (dB) = Cable Loss (dB) + Antenna Factor (dB) (dB/m) - Pre_Amplifier Gain (dB)

Site: AC1	Time: 2018/03/27 - 01:12
Limit: FCC_Part15.209_RE(3m)	Engineer: Kevin Ker
Probe: BBHA9120D_1GHz_18GHz	Polarity: Vertical
EUT: AC220m Wi-Fi module OD US (Wi-Fi Directional Antenna)	Power: AC 120V/60Hz
Test Mode: Transmit by 802.11ac-VHT20 at channel 5500MHz Ant 0 + 1 (Beam-Forming Mode)	

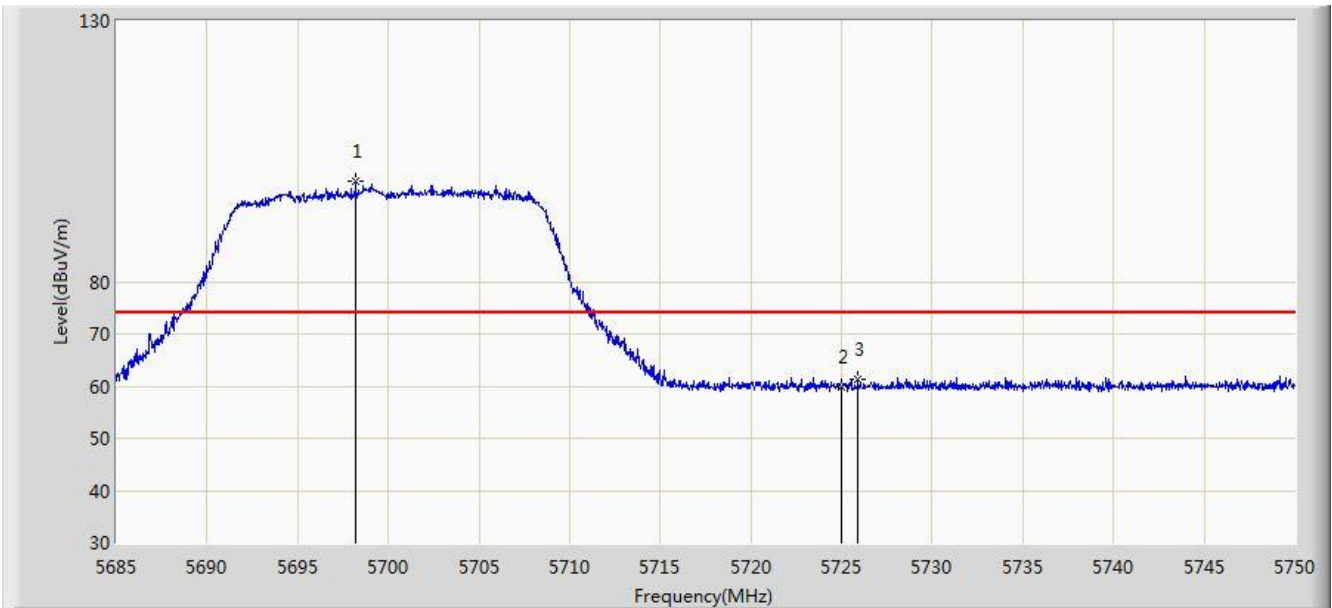


No	Flag	Mark	Frequency (MHz)	Measure Level (dBuV/m)	Reading Level (dBuV)	Margin (dB)	Limit (dBuV/m)	Factor (dB)	Type
1			5449.845	48.218	44.064	-5.782	54.000	4.154	AV
2			5460.000	48.173	43.993	-5.827	54.000	4.180	AV
3		*	5502.315	102.056	97.777	N/A	N/A	4.278	AV

Note: Measure Level (dB μ V/m) = Reading Level (dB μ V) + Factor (dB)

Factor (dB) = Cable Loss (dB) + Antenna Factor (dB) (dB/m) - Pre_Amplifier Gain (dB)

Site: AC1	Time: 2018/03/27 - 01:12
Limit: FCC_Part15.209_RE(3m)	Engineer: Kevin Ker
Probe: BBHA9120D_1GHz_18GHz	Polarity: Horizontal
EUT: AC220m Wi-Fi module OD US (Wi-Fi Directional Antenna)	Power: AC 120V/60Hz
Test Mode: Transmit by 802.11ac-VHT20 at channel 5700MHz Ant 0 + 1 (Beam-Forming Mode)	

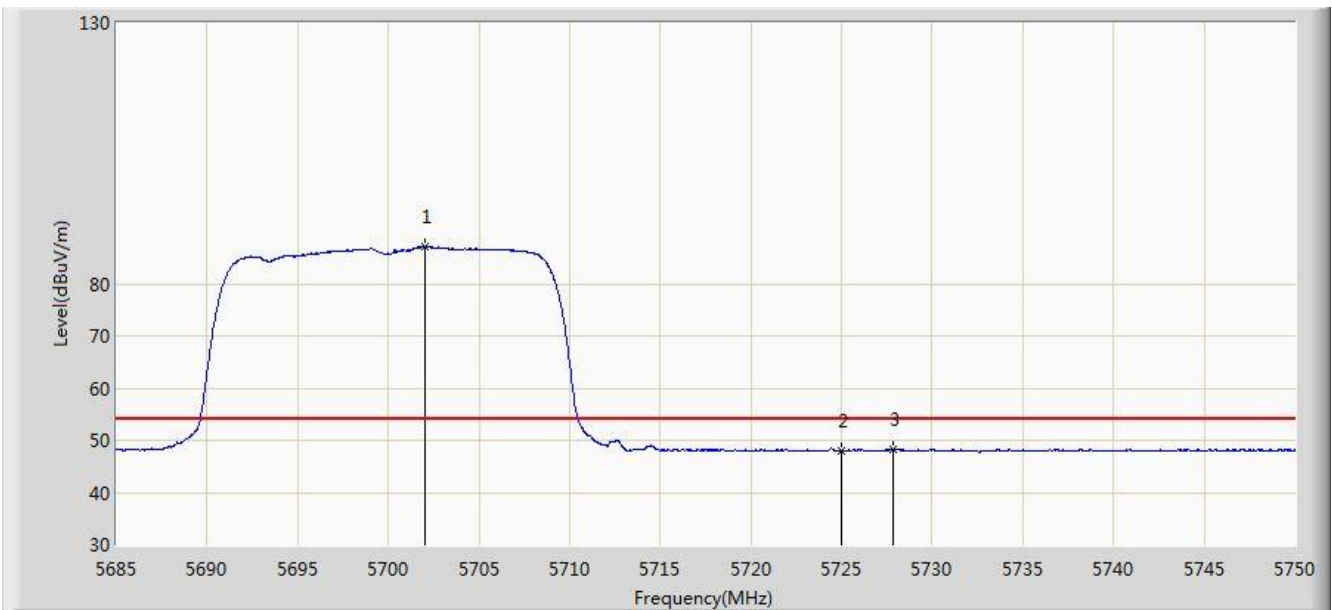


No	Flag	Mark	Frequency (MHz)	Measure Level (dBuV/m)	Reading Level (dBuV)	Margin (dB)	Limit (dBuV/m)	Factor (dB)	Type
1		*	5698.195	99.380	94.511	N/A	N/A	4.868	PK
2			5725.000	59.768	54.739	-14.232	74.000	5.029	PK
3			5725.917	61.321	56.286	-12.679	74.000	5.036	PK

Note: Measure Level (dB μ V/m) = Reading Level (dB μ V) + Factor (dB)

Factor (dB) = Cable Loss (dB) + Antenna Factor (dB) (dB/m) - Pre_Amplifier Gain (dB)

Site: AC1	Time: 2018/03/27 - 01:15
Limit: FCC_Part15.209_RE(3m)	Engineer: Kevin Ker
Probe: BBHA9120D_1GHz_18GHz	Polarity: Horizontal
EUT: AC220m Wi-Fi module OD US (Wi-Fi Directional Antenna)	Power: AC 120V/60Hz
Test Mode: Transmit by 802.11ac-VHT20 at channel 5700MHz Ant 0 + 1 (Beam-Forming Mode)	

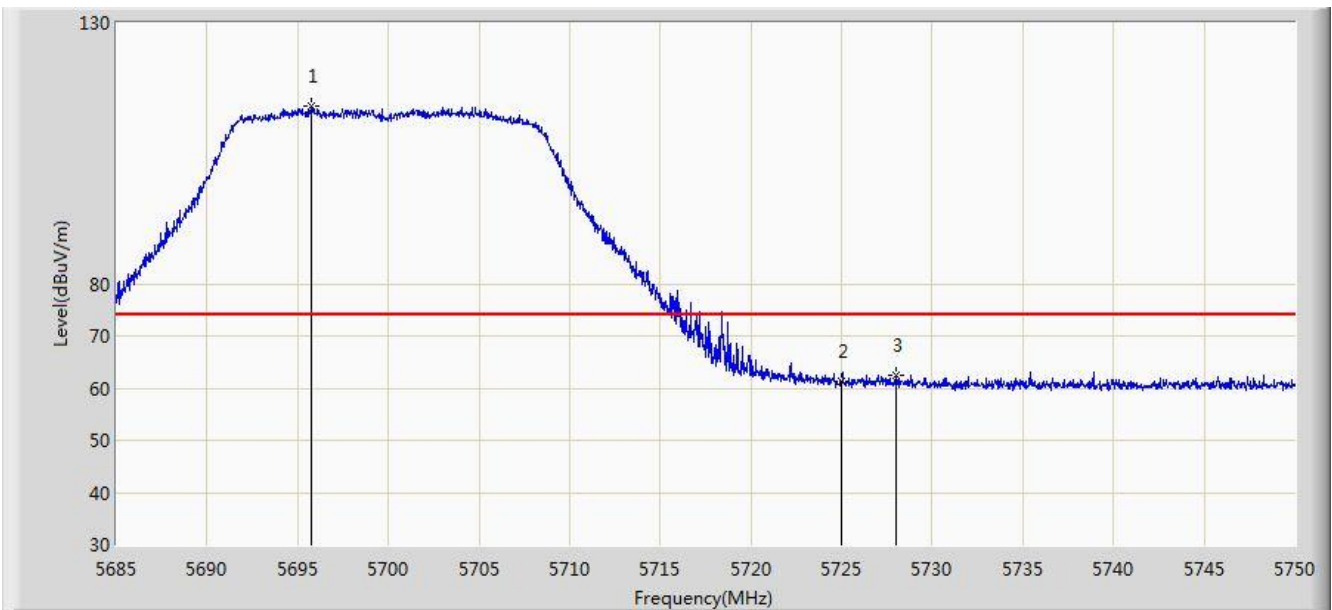


No	Flag	Mark	Frequency (MHz)	Measure Level (dBuV/m)	Reading Level (dBuV)	Margin (dB)	Limit (dBuV/m)	Factor (dB)	Type
1		*	5702.062	87.202	82.313	N/A	N/A	4.890	AV
2			5725.000	47.954	42.925	-6.046	54.000	5.029	AV
3			5727.835	48.272	43.225	-5.728	54.000	5.047	AV

Note: Measure Level (dB μ V/m) = Reading Level (dB μ V) + Factor (dB)

Factor (dB) = Cable Loss (dB) + Antenna Factor (dB) (dB/m) - Pre_Amplifier Gain (dB)

Site: AC1	Time: 2018/03/27 - 01:15
Limit: FCC_Part15.209_RE(3m)	Engineer: Kevin Ker
Probe: BBHA9120D_1GHz_18GHz	Polarity: Vertical
EUT: AC220m Wi-Fi module OD US (Wi-Fi Directional Antenna)	Power: AC 120V/60Hz
Test Mode: Transmit by 802.11ac-VHT20 at channel 5700MHz Ant 0 + 1 (Beam-Forming Mode)	

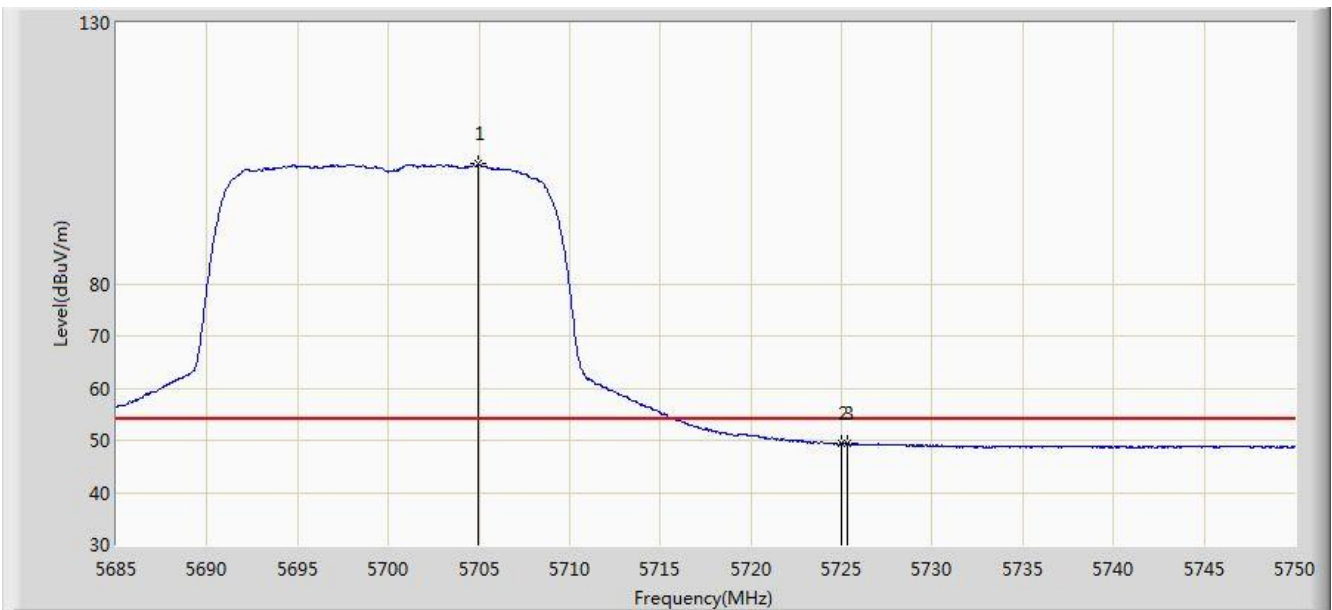


No	Flag	Mark	Frequency (MHz)	Measure Level (dBuV/m)	Reading Level (dBuV)	Margin (dB)	Limit (dBuV/m)	Factor (dB)	Type
1		*	5695.757	114.057	109.201	N/A	N/A	4.855	PK
2			5725.000	61.321	56.292	-12.679	74.000	5.029	PK
3			5728.030	62.576	57.528	-11.424	74.000	5.048	PK

Note: Measure Level (dB μ V/m) = Reading Level (dB μ V) + Factor (dB)

Factor (dB) = Cable Loss (dB) + Antenna Factor (dB) (dB/m) - Pre_Amplifier Gain (dB)

Site: AC1	Time: 2018/03/27 - 01:16
Limit: FCC_Part15.209_RE(3m)	Engineer: Kevin Ker
Probe: BBHA9120D_1GHz_18GHz	Polarity: Vertical
EUT: AC220m Wi-Fi module OD US (Wi-Fi Directional Antenna)	Power: AC 120V/60Hz
Test Mode: Transmit by 802.11ac-VHT20 at channel 5700MHz Ant 0 + 1 (Beam-Forming Mode)	

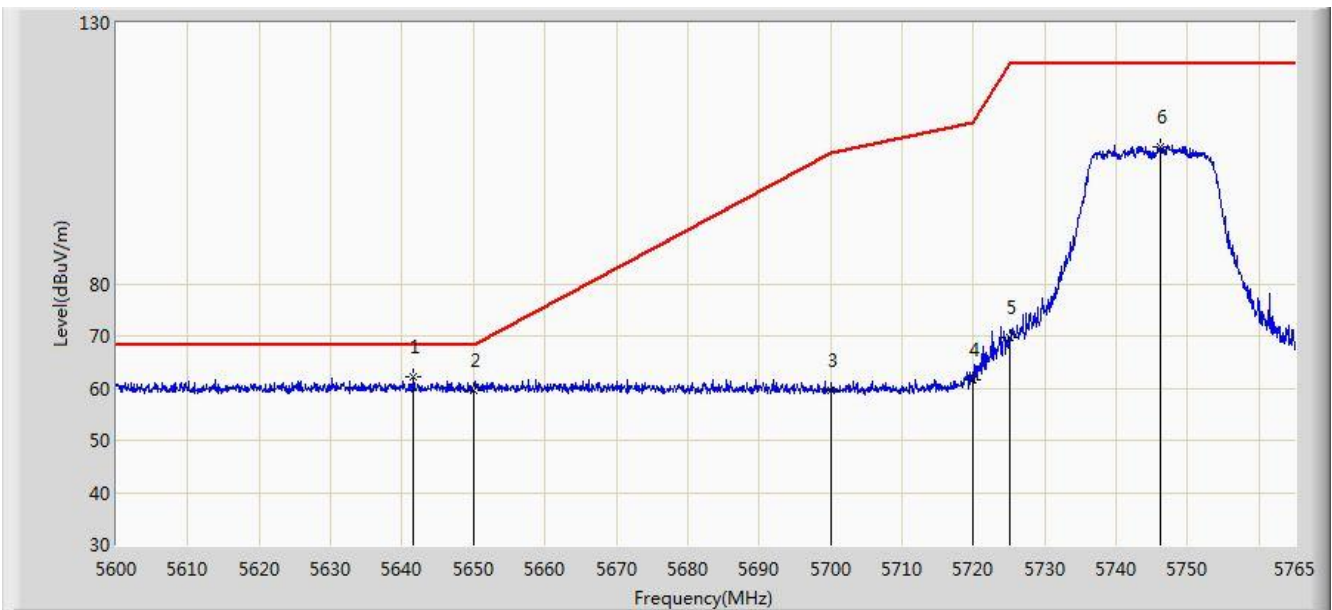


No	Flag	Mark	Frequency (MHz)	Measure Level (dBuV/m)	Reading Level (dBuV)	Margin (dB)	Limit (dBuV/m)	Factor (dB)	Type
1		*	5704.987	102.901	97.996	N/A	N/A	4.905	AV
2			5725.000	49.280	44.251	-4.720	54.000	5.029	AV
3			5725.300	49.431	44.400	-4.569	54.000	5.031	AV

Note: Measure Level (dB μ V/m) = Reading Level (dB μ V) + Factor (dB)

Factor (dB) = Cable Loss (dB) + Antenna Factor (dB) (dB/m) - Pre_Amplifier Gain (dB)

Site: AC1	Time: 2018/03/27 - 01:17
Limit: FCC_Part15.407_RE(3m)	Engineer: Kevin Ker
Probe: BBHA9120D_1GHz_18GHz	Polarity: Horizontal
EUT: AC220m Wi-Fi module OD US (Wi-Fi Directional Antenna)	Power: AC 120V/60Hz
Test Mode: Transmit by 802.11ac-VHT20 at channel 5745MHz Ant 0 + 1 (Beam-Forming Mode)	

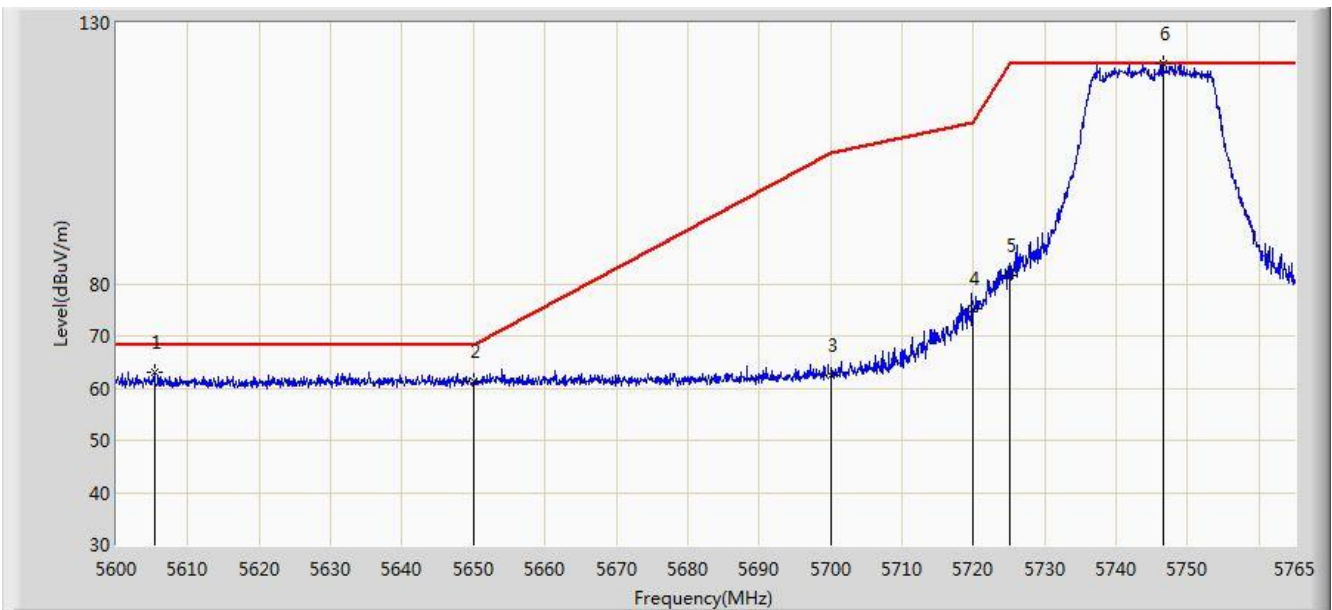


No	Flag	Mark	Frequency (MHz)	Measure Level (dBuV/m)	Reading Level (dBuV)	Margin (dB)	Limit (dBuV/m)	Factor (dB)	Type
1		*	5641.663	62.286	57.643	-5.914	68.200	4.643	PK
2			5650.000	59.552	54.881	-8.648	68.200	4.671	PK
3			5700.000	59.560	54.682	-45.640	105.200	4.878	PK
4			5720.000	61.468	56.471	-49.332	110.800	4.997	PK
5			5725.000	69.729	64.700	-52.471	122.200	5.029	PK
6			5746.272	106.339	101.177	N/A	N/A	5.163	PK

Note: Measure Level (dBuV/m) = Reading Level (dBuV) + Factor (dB)

Factor (dB) = Cable Loss (dB) + Antenna Factor (dB) (dB/m) - Pre_Amplifier Gain (dB)

Site: AC1	Time: 2018/03/27 - 01:18
Limit: FCC_Part15.407_RE(3m)	Engineer: Kevin Ker
Probe: BBHA9120D_1GHz_18GHz	Polarity: Vertical
EUT: AC220m Wi-Fi module OD US (Wi-Fi Directional Antenna)	Power: AC 120V/60Hz
Test Mode: Transmit by 802.11ac-VHT20 at channel 5745MHz Ant 0 + 1 (Beam-Forming Mode)	



No	Flag	Mark	Frequency (MHz)	Measure Level (dBuV/m)	Reading Level (dBuV)	Margin (dB)	Limit (dBuV/m)	Factor (dB)	Type
1			5605.280	63.158	58.619	-5.042	68.200	4.539	PK
2			5650.000	61.341	56.670	-6.859	68.200	4.671	PK
3			5700.000	62.432	57.554	-42.768	105.200	4.878	PK
4			5720.000	75.263	70.266	-35.537	110.800	4.997	PK
5			5725.000	81.510	76.481	-40.690	122.200	5.029	PK
6		*	5746.520	122.207	117.043	N/A	N/A	5.163	PK

Note: Measure Level (dB μ V/m) = Reading Level (dB μ V) + Factor (dB)

Factor (dB) = Cable Loss (dB) + Antenna Factor (dB) (dB/m) - Pre_Amplifier Gain (dB)